

WARRADALE CRICKET CLUB

YEAR BOOK 2017/18



Established 1979/80

“WAZDEN”



20 Club Premierships

*Division 1 Premiers: 4 in a row
1990/91 → 1993/94*

35th edition

WARRADALE CRICKET CLUB

YEAR BOOK 2017/18

CONTENTS

1-1	Contents
1-2	Club sponsors
1-7 to 1-78	SECTION 1: 2017/18 SEASON
1-8	2017/18 Club Officials
1-9	2017/18 Life Members
1-18	John Smith Retirement Article
1-20	Milestones, Records & Achievements for 2017/18
1-23	2017/18 Milestone Player Statistics
1-28	Trophy Winners for 2017/18
1-30	Team Player of the Year Votes for 2017/18
1-32	Cricketer of The Year for 2017/18
1-33	Premiership Ladders & Match Results for 2017/18
1-37	President's Report
1-38	A Grade Match Reports and Scorecards for 2017/18
1-48	B Grade Match Reports and Scorecards for 2017/18
1-59	C Grade Match Reports and Scorecards for 2017/18
1-68	D Grade Match Reports and Scorecards for 2017/18
1-73	Combined Statistics for 2017/18
2-1 to 2-34	SECTION 2: CLUB & TEAM RECORDS 1979/80 – 2017/18
2-2	Win-loss records, team positions, team scoring records, win/loss sequences
2-7	History of Grounds and Clubrooms
2-8	Club Executive Officials, Committee Members & Captains
2-11	Trophy Winners – Captain's, Batting & Bowling Trophies, Club Trophies, Association awards
2-18	Adelaide and Suburban Cricket Association – Premiership Winners from 1899/1900
2-20	Warradale Premiership Teams, Premiership players
2-23	Best Team Player of Season
2-24	Cricketer of the Year – points system, winners & runners-up, most top 10's, yearly rankings
2-28	Life Member achievements & Selection Policy
2-31	Warradale and Australian Test Cricketers Player Numbers
3-1 to 3-102	SECTION 3: PLAYER RECORDS 1979/80 – 2017/18
3-2	Individual Career Batting, Bowling and Fielding Statistics for All Players
3-14	Most Career games
3-15	Career Batting Records
3-25	Career COTY points, All-rounders, Wicket-keeping, Fielding Records
3-28	Career Bowling Records
3-33	Individual Innings Records for Batting, Partnerships and All Rounders
3-40	Individual Innings for Bowling and Fielding
3-43	Individual Season Records (Batting, Bowling, Fielding)
3-46	Grade Records (A, B, C, D grades)
3-62	Division Records (Div 1-8)
3-77	Opposition Records (Career runs/wickets against individual clubs)
3-82	Finals Records
3-84	Ground Records
3-86	Individual Milestone Records (quickest to match, batting, bowling, fielding milestones)
3-94	Miscellaneous Statistics – runs/wickets in each Grade, Division, Season & practice points
3-99	Miscellaneous Records – youngest/oldest, before Xmas, successive games etc...

WEB SITE

A digital copy of this **35th edition** of the WCC yearbook can be downloaded from our website at **www.warradalecc.org.au/html/yearbook.html**

ACKNOWLEDGEMENTS

Thank you to the President and Captains for their reports, to those who contributed photos, and to John Smith for the life member articles and compiling the 2017/18 records & achievements.

EDITOR: Peter Hughes

CLUB SPONSORS 2017/18

WARRADALE HOTEL

234 Diagonal Rd,
Warradale SA 5046

Ph. (08) 8296 1019

www.warradalehotel.com.au

WARRADALE HOTEL

CENTURY 21 BAYSIDE BRIGHTON

www.century21.com.au/brighton



BLACKWOOD SOUND CENTRE

4 Coromandel Parade,
Blackwood, SA, 5051 Ph: (08) 8278 6888

www.blackwoodsound.com.au



MGA INSURANCE BROKERS

Peter Coombe
Mobile: 0405 828 051

For general and home insurance



SMARTLINE MORTGAGE ADVISORS

Andrew Tonkin
Mobile: 0407 394 735



Andrew Tonkin 0407 394 735

SOLOMON'S FLOORING REYNELLA

35 Sheriffs Rd,
Lonsdale, SA, 5160

Nic Russell
Ph: (08) 8381 3977

www.solomons.com.au/store/reynella-lonsdale



SOLOMONS
FLOORING
REYNELLA

NIC RUSSELL (08) 8381 3977

CLUB SPONSORS 2017/18**PLANTINUM FINE HOMES**

Anthony Green
 Ph: (08) 8353 2111
 Mob : 0419 804 607
www.platinumfinehomes.com.au

**LEVENTIS LAWYERS**

Louis Leventis
 (08) 8410 0008
www.leventislawyers.com.au

**PAT'S PIZZA**

331 Morphett Road, Oaklands Park
 Ph: (08) 8298 3344
www.patzpizza.com.au

**X-GOLF MARION**

838-842 Marion Road, Marion
 Ph: (08) 8377 0883
www.xgolf.com.au

**AKERS OF LAWN**

578-580 States Road, Onkaparinga Hills
 Ph: (08) 8326 3255
www.akersoflawn.com.au

**ELDER MEAT STORE**

31c Elder Tce, Glengowrie
 Ph: (08) 8295 4784

**THE WASH**

Bayside Village Shopping Centre, Glenelg
 Ph: (08) 8376 5770



CLUB SPONSORS 2017/18



456 Brighton Road, Brighton SA, 5048

Larry Collin

Mobile: 0412 477 993

Phone: (08) 8298 6999

Our team specialises in buying, selling, renting and leasing properties found in:

- | | | |
|------------------|--------------------|----------------|
| > Brighton | > Marion | > Seacliff |
| > North Brighton | > Dover Gardens | > Marino |
| > South Brighton | > Seacombe Gardens | > Hallett Cove |
| > Hove | > Seacombe Heights | > Sheidow Park |
| > Warradale | > Seaview Downs | > Trott Park |
| > Oaklands Park | > Seacliff Park | |

and all surrounding suburbs in the Council areas of Marion and Holdfast Bay.

The logo for Century 21 Bayside Brighton, featuring the word "Century" in white, a yellow house icon, the number "21" in white, and "BAYSIDE BRIGHTON" in white below it.	A headshot of Larry Collin, a man with dark hair, wearing a yellow suit jacket, a white shirt, and a patterned tie.	<p>Larry Collin 0412 477 993 <i>Selling Homes</i></p>
---	---	---

CLUB SPONSORS 2017/18

WARRADALE HOTEL

Opened 1963

234 Diagonal Road, Warradale SA, 5046

Phone (08) 8296 1019

Email info@warradalehotel.com.au

OPEN 7 DAYS

Tavern Bar		10am till Late
Garden/Verandah Bar		11.30am till Late
Gaming Machines		10am till 4am
Bottleshop	Mon-Thu	9am till 10pm
	Fri-Sat	9am till midnight
	Sun	10am till 9pm
Bistro	Mon-Sun	11.30am - 2.30pm
	Sun-Thu	5.30pm - 9.00 pm
	Fri-Sat	5.30pm - 9.30pm
Accommodation		check-in from midday Check-out at 10am
Free Courtesy Bus	Wed-Sat	11.30am-2.30pm, 5.30pm-9.30pm

TAVERN BAR includes TAB, SKY CHANNEL, FOX SPORTS

**BISTRO includes LIVE MUSIC ENTERTAINMENT
ON FRIDAY & SATURDAY NIGHTS**

www.warradalehotel.com.au

WARRADALE CRICKET CLUB

TEAM HONOUR BOARD

1979/80 to 2017/18 - 39 seasons



20 Premierships

A Grade – 9 Premierships

Div. 1 – 1990/91, 1991/92, 1992/93, 1993/94 – 4 in a row
Div. 2 – 1984/85, 2009/10
Div. 3 – 1982/83, 2017/18
Div. 4 – 1981/82

B Grade – 7 Premierships

Div. 2 – 2002/03
Div. 3 – 1985/86, 2001/02
Div. 4 – 1983/84
Div. 5 – 1982/83, 2017/18
Div. 6 – 1981/82

C Grade – 2 Premierships

Div. 6 – 2009/10
Div. 7 – 2017/18

D Grade – 2 Premierships

Div. 6 – 1992/93, 1996/97

SECTION I

WARRADALE CRICKET CLUB

2017/18 SEASON

1-7 to 1-78	Section 1 Contents
1-8	2017/18 Club Officials
1-9	2017/18 Life Members
1-18	John Smith Retirement Article
1-20	Player Milestones, Records & Achievements for 2017/18
1-23	2017/18 Milestone Player Statistics
1-28	Trophy Winners for 2017/18
1-30	Team Player of the Year Votes for 2017/18
1-32	Cricketer of The Year for 2017/18
1-33	Premiership Ladders & Match Results for 2017/18
1-37	President's Report
1-38	A Grade Match Reports and Scorecards for 2017/18
1-48	B Grade Match Reports and Scorecards for 2017/18
1-59	C Grade Match Reports and Scorecards for 2017/18
1-68	D Grade Match Reports and Scorecards for 2017/18
1-73	Combined Statistics for 2017/18

CLUB OFFICIALS 2017/18

MANAGEMENT COMMITTEE

PRESIDENT	Anthony Green	
VICE PRESIDENT	Andrew Tonkin	
SECRETARY	Tracy Tozer	
TREASURER	Dominic Gibbie	
COMMITTEE MEMBERS	Angelo Pansini	-- Sponsorship Officer & Association Committee
	Brett Bryson	-- Child Safety Officer
	Phil Monahan	-- Chairman of Selectors
	Jason Conroy	-- Chairman Social Committee
	Braedon Tonkin	

CAPTAINS AND VICE-CAPTAINS

	CAPTAIN	VICE-CAPTAIN
A GRADE	Scott Monaghan	Anton Balym
B GRADE	Richard Dey / Dave Palmer	Dave Palmer
C GRADE	Brett Bryson	Dan Claridge
D GRADE	Dom Gibbie	

OTHER OFFICIALS

STATISTICIAN, WCC WEBSITE & YEARBOOK EDITOR	Peter Hughes
ASSISTANT YEARBOOK EDITOR	John Smith

LIFE MEMBERS

WARRADALE LIFE MEMBERS

1	1993/94	Trevor "Paz" PARHAM	17	2011/12	David BROWN
2	1995/96	Peter COOMBE	18	2011/12	Kristian "Sarge" SCHULTZ
3	1996/97	Bill "Base" BURNETT	19	2012/13	Mike SHEEHAN
4	1996/97	Geoff "Bung" BELL	20	2012/13	Ashley MARSHALL
5	1997/98	John "Spin Guts" SMITH	21	2013/14	Brian "Boof" CONROY
6	1998/99	Rob EDWARDS	22	2013/14	Jason CONROY
7	1998/89	Andrew "Vin" HODGE	23	2014/15	Andrew HUXTABLE
8	2000/01	Tom BURNETT	24	2014/15	Dave PALMER
9	2001/02	John "Puggy" WILLIAMS	25	2015/16	Tony FORSTER
10	2002/03	Peter "Shoe" HUGHES	26	2015/16	Richie DEY
11	2003/04	Andrew "Winner" CONLEY	27	2016/17	Paul TEMBY
12	2006/07	Dominic GIBBIE	28	2016/17	Andrew TONKIN
13	2006/07	Anthony "Joel" WILKIN	29	2017/18	David "Nooge" HODGE
14	2007/08	Scott "Skeeter" WILLIAMS	30	2017/18	Noel BROWNE
15	2007/08	Grant CRAIGIE	31	2017/18	Andrew "Lizard" BROWN
16	2008/09	Phil DAVIDSON	32	2017/18	Phil MONAHAN

ADELAIDE & SUBURBAN CRICKET ASSOCIATION PLAYER LIFE MEMBERS (250 GAMES)

1	2002/03	Geoff BELL	6	2013/14	Anthony WILKIN
2	2003/04	Trevor PARHAM	7	2013/14	Dominic GIBBIE
3	2005/06	Rob EDWARDS	8	2014/15	Andrew CONLEY
4	2006/07	John SMITH	9	2015/16	Grant CRAIGIE
5	2007/08	Peter HUGHES	10	2017/18	Ashley MARSHALL

David "Nooge" HODGE

LIFE MEMBERSHIP 2017/18

WCC Player No. 5

Life Member No. 29

CAREER HIGHLIGHTS

- **One of 5 Foundation Members of the Warradale Cricket Club in 1979**
- **FIRST A Grade CAPTAIN of the Club in its first game 13- Oct-1979; A Grade V/Capt 1979/80;**
- **14 seasons playing – 1979/80 to 87/88; 1990/91 to 91/92; 1998/99; 2000/01 to 01/02**
- **101 games – 31 A Grade; 44 B Grade; 12 C Grade; 14 D Grade;**
- **1286 runs @ 20.4; 8 fifties & 6 thirties, 10 sixes, 109 fours, 525 singles**
- **Highest scores: 76 (254 minutes), 75, 70*, 65*, 63, 58, 54, 51**
- **82 wickets @ 18.9. Best: 4/31, 4/37, 4/37, 4/39. 4x4 and 6x3 wicket innings.**
- **Fielding – took 47 catches; scored fielding votes in 16 games (including 9 firsts)**
- **Played in 3 B Grade premierships – 1981/82, 1982/83, 1985/86**
- **1 C Grade Batting Trophy in 1990/91; 1 B Grade Captain's Trophy in 1982/83**
- **Supporter of the Year Award in 1995/96;**
- **Outstanding Service Award and Practice Co-ordinator in 2001/02**
- **3 years on the Social Committee in 1983/84, 84/85, 89/90**

In 2017/18 the late David "Nooge" Hodge has been awarded the 29th Life Membership of the Warradale Cricket Club in recognition of his exceptional contribution to the Club spanning over 23 years from 1979/80 to 2001/02.

Very sadly, Nooge passed away last year on 12th March only 2 months after being diagnosed with cancer, which unfortunately was through his body. Nooge was only 58 years old. Nooge leaves behind a wonderful family - his wife Debra, his children Bianca, Matthew and Amy, his grandchildren Jaxon, Brooklyn, Madison and Carter, and his siblings Vinny, Steve and Judy.

Nooge's contribution to the Warradale Cricket Club has been invaluable. He was a Joint Founder of the Club back in 1979 with his brother Vin Hodge, Trevor Parham, Tom Burnett and Ted Medwell. Each of these guys had the vision and initiative to establish the Club and risked an initial \$250 investment to purchase the necessary equipment. The Foundation Members could not have possibly imagined how the Club would develop from one team in Div 7, to a 3-4 team club which has won 20 premierships, including an Association record of 4 successive Div 1 premierships.

Nooge captained the very first game and led the A Grade to an outright win whilst the other race-mad Club Founders took off "irresponsibly" for the Caulfield Cup in Melbourne and so missed the first game. Coincidentally, Nooge's WCC player no. is 5, the same no. as the first Australian Test Captain, David Gregory.

Nooge's cricket career was cut short by injuries, accidents and a crook back which gave him a lot of pain over the years. As a result it took him 23 years to play 100 games, missing about 170 games. Nooge was an excellent all-round cricketer and his captain of many years, Brian Conroy, loved having Nooge in his team because he gave everything. Brian named Nooge in his best ever B Grade team that he captained in the 1980's.

Nooge was a "busy" batsman who valued his wicket, was hard to get out, had great concentration and ran with pace between wickets with a characteristic "stiff-legged" action. Nooge was an accurate medium pace bowler, averaging 2.97 runs per over. There were countless times Nooge restricted the opposition run rate, such as 8 overs for 11 runs in the 1985/86 Grand Final, and helped us win games. He unfortunately became famous in the 1994 Guinness Book of Records for being slammed for 36 and 32 off successive overs by Lindsay Martin (100 off 20 balls) at the tiny Camden Primary School in 1987. If it were not for those 2 overs Nooge would have averaged 2.84 per over for his career. Nooge was also a good fieldsman and a very safe catch. In 1982/83 Nooge was awarded 4 first fielding votes, and was runner-up to Tom Burnett for the best club fielder (but this is unofficial as this award didn't commence until 1985/86 –also, fielding votes were not recorded until 1982/83).

Nooge showed incredible courage in coping with a lot of pain off the field – and also on the field as seen by the report below on a gutsy 254 minute innings in a Semi-Final where Nooge led the team to recover from 3/44 to make 9/310 which was instrumental in winning the game. *This is now the 7th longest innings in the Club's history (and the 3rd longest in a final).*

Captain Mike Daly's report on Nooge's great 76 in the C Grade Semi Final in 1990/91

"Nooge was the hero of the day with one of the best innings ever played for Warradale. He batted for a club record 254 minutes and was hit nearly everywhere on the body, including the elbow, which reduced him to virtually batting with one hand. By the end of the day we had broken their spirit".

Off the field. In 2001/02 Nooge deservedly won the Outstanding Service Award for doing a great job of Practice Co-ordinator two nights per week. In 1995/96 season, whilst injured, Nooge gave exceptional support to his brother Vin who was captain of the D Grade and was awarded Supporter of the Year. The most bizarre contribution Nooge ever made to the Club was to the 2nd edition of the famous Year Book in 1984/85 where Nooge went crazy conducting interviews with 53 players and supporters to come up with "scandalous / embarrassing" reports, not necessarily true in fact – this was wonderfully amusing. Nooge was an entertaining character, had a great sense of humour, could converse seriously or madly on a large range of topics, had a zest for life, was addicted to Star Wars type characters and memorabilia, and was a good husband and dad / grand-dad, and a good bloke.

A message from Vinny Hodge, Nooge's brother

"Nooge suffered for a long time with a body that was failing him due to numerous accidents and so we didn't get to see what his true worth could have been. However, he was a great contributor with both bat and ball. So, in accepting this Life Membership on his behalf, I'm sure the first captain of WCC is looking down on us with a wry smile. RIP little brother."

The origin of "Nooge": Brother Vin came up with the name when they were kids and it stuck, but it is a mystery as to Vinny as to how he came up with the name – perhaps just a moment of creative genius!!

DAVID HODGE'S PLAYING and SERVICE RECORD

GAMES

- 14 seasons (ranked 34th). 101 games (48th): 31 A Grade (51st); 44 B Grade (31st), 12 C Grade; 14 D Grade

BATTING

- 1286 runs (53rd) @ 20.4, 8 Fifties, Top scored 5 times, Scored 41.6% of runs in singles (2nd most)
- Batted for more than 100 minutes on 10 occasions, averaged 44 minutes per innings (44th)
- Most runs in a season 394 (62nd) @ 43.8 in 1990/91
- 3596 partnership runs (37th) @ 42.8. Scored 35.8% runs while at the crease (11th lowest).
- 3 century partnerships and 20 fifty-run partnerships
- Smashed 34 singles in his score of 54 (63.0%, rank 8), including 18 successive singles (5th most) in 1982/83.

BOWLING

- Bowled in 71 innings for 82 wickets (45th) @ 18.9 @ 38.1 balls/wicket and 2.97 runs/over
- Best bowling figures in a match 10 times (42nd)

FIELDING

- 47 career fielding catches (32nd).
- Awarded fielding votes in 16 of 80 games in which votes were given.

ALL ROUNDER

- Scored 3664 COTY points from matches (54th) @ 36.3 per game
- Best all round match performance: 31 & 3/77 vs North Haven in Div 2 in 1986/87
- One of 30 players to make 1000 runs (1286) and take 50 wickets (82) – ranks 36th.

ACHIEVEMENTS

- Named in the **Best B Grade Team of the First Ten Years** 1979/80-88/89 as no. 6 batsman and all rounder
- Came 6th in the Cricketer of the Year Award (COTY) in 1985/86

Noel BROWNE

LIFE MEMBERSHIP 2017/18

WCC Player No. 120

Life Member No. 30

CAREER HIGHLIGHTS

- *Played 20 seasons over 28 years: 1990/91 – 2017/18*
- *155 games – 75 A Grade (74 Div 1), 21 B Grade, 43 C Grade, 16 D Grade*
- *1367 runs @ 17.3 - 2 fifties, 9 thirties, 40 sixes*
- *Highest Scores 98*, 57, 40, 39*, 39, 38, 37 and 32 four times*
- *251 wickets @ 23.7. Best 7/89, 6/40, 6/50, 5/32, 5/39, 5/41, 5/50, 5/76, 5/80*
- *Taken Five wickets in an innings 9 times and 31 Three wicket bags*
- *95 catches; Awarded fielding votes in 65 games, including 24 first votes*
- *Div 1: 444 runs @12.7; 109 wickets @ 25.7 with 5 Five-wicket hauls*
- *Played in 3 Premierships: A Grade (Div 1) 1991/92 & 93/94; C Grade 2009/10*
- *Div 1 Association Bowling Trophy 1991/92*
- *3 Bowling Trophies: A Grade 1991/92 & 97/98; C Grade 2009/10*
- *C Grade Team Player of the Year 2010/11*

In 2017/18 Noel Browne has been awarded the 30th Life Membership of the Warradale Cricket Club for his exceptional long term contribution as a player over 20 seasons, spanning 28 years. He first played way back in 1990/91 as a top A Grade leg spinner, and, despite a crook knee, has made a valuable contribution in the lower grades up to the present day. Noel is also a sensational fieldsman, a valuable lower-order batsman, and always has contributed positively to the team spirit, giving good support to other players.

Noel is the second best leg spinner in the Club's history (to Peter Coombe) and has taken 251 wickets, including 109 in Div 1 during the 1990's. Noel has mesmerised quality batsmen with his huge leg spin turn and bounce, and even "huger" wrongun', which is hard to read and leaps back at batsmen to nearly cut them in half. Noel has bowled Warradale to victory on many occasions, and is virtually unplayable when bowling accurately. Noel is also unplayable for wicketkeepers, and classy A Grade wicketkeeper Tony Forster has been the only WCC keeper to handle him consistently well, taking plenty of stumpings. Noel has been a valuable hard-hitting no. 8/9/10 batsman, who has also batted up the list in the lower grades with good impact including a near century 98*. He has a good defence when required. Despite a serious knee injury, Noel has continued to be a brilliant fieldsman who can take difficult catches, stop anything, and throw accurately. His speed over the ground is now curtailed to a limping jog!!.

Even though Noel is formally recorded as having played in 2 of the 4 successive Div 1 premierships 1990/91-93/94, (in 91/92 & 93/94), he was very unlucky to miss out on the 1990/91 flag as he played 10 of the first 12 games, including the Semi Final, but unfortunately was not picked for the GF. In 1991/92 Noel took an amazing 34 wickets to win the Association Trophy and help win our second Div 1 premiership. During this golden period where we made 7 successive Div 1 Grand Finals, Noel played in the first 5 of these years, playing 53 of a possible 65 games, and taking 80 wickets @ 25.7 to play a key role in the success. After a 2 year break, Noel returned in 1997/98 where he won his second A Grade bowling trophy, ripping out 25 batsmen and averaging 21.5. We made finals for the 8th successive (and last year), but lost the First Semi.

Noel's WCC Player No. is 120, the same as Australian Test Cricketer Albert Hartkopf, who also was a leg spinner.

Noel's last A Grade (and Div 1) season was 1998/99, and since that time he has played in 13 of the next 19 seasons (74 games) in B, C and D Grade, helping out the club on numerous occasions when short, playing 4 full seasons in all. During this time he has been a great contributor with 129 wickets @ 22.2, 869 runs also @ 22.2 and 54 catches. Noel was a member of the first ever C Grade premiership in 2009/10, taking out the bowling trophy with 19 wickets, and causing havoc in the 2 finals games with 4/36 off 11 overs and 3/42 of 15 overs (5 maidens) in the GF. Noel has continued with his ability to make batsmen look awkward, and very often silly, in attempting to combat his prodigious spin

NOEL BROWNE'S PLAYING and SERVICE RECORD

GAMES

- 20 seasons (ranked equal 18th)
- 155 games (27th) - 75 A Grade (22nd); 21 B Grade (61st); 43 C Grade (23rd); 16 D Grade (35th); 74 Div 1 (13th), with overall 58% win rate. Played 17 finals games (8th), including 6 Grand Finals (8th) for 3 premierships (16th).

BATTING

- 1367 runs (50th) @ 17.3 - 2 fifties; 9 thirties; 12 ducks; Highest score 98*; longest innings 134 minutes
- 2 x 100 minute innings; averages 27.5 minutes per inning; scores at 0.46 runs per minute; 4 times top score
- Most runs in a season – 213 @ 71.0 in 2010/11; 200 runs in a season once
- Has hit 40 sixes (34th)
- Scored 43.7% of runs whilst at the crease (72nd)
- 1 century partnerships and 13 half-century partnerships; best partnership of 130 (with Peter Emery)
- Been involved in 3128 partnership runs @ 28.2 (42nd)

BOWLING

- 251 wickets (10th) @ 23.7 from bowling in 156 innings. Strike rate of 38.5 and 3.7 runs per over.
- 9 five-wicket bags and 31 three-wicket bags
- Best figures of 7/89 taken in div.2 in 2000, 6/40 in div.5 in 2001, 6/50 in div.1 in 1997
- 3 times taken 20 wickets in a season
- Best season of 34 wickets @ 15.0 in div.1 in 1991/92 (2nd most wickets in a div.1 season)
- 109 wickets @ 25.9 in division 1 (7th)
- Equal most wickets in finals - 33 @ 22.5 with 7 three-wicket bags
- 24 times best bowling figures in a match (11th)
- 2nd most wickets stumped - 57
- Conceded the equal 8th most runs off a single over – 28

FIELDING

- 95 catches in career (11th) at 0.61 catches per game; 3 catches in an innings 4 times
- 89 total fielding votes (5th) including 24 first fielding votes

ALL ROUNDER

- Ranked 12th for career batting/bowler all rounder – 1367 runs and 251 wickets for 4881 COTY points
- 30 runs & 3 wickets in a match on 3 occasions, including 32 & 3/47 in the B Grade Semi-Final in 1992/93
- Tallied 7841 COTY career match points (19th) @ 50.6 per game.
- Came 4th in COTY in 1991/92, 7th in 1996/97, and 5 times in the top 13.

SERVICE

- 3 years on Social Committee
- Uniquely, played his guitar and sang at WCC events

THANKS NOEL, FOR YOUR EXCEPTIONAL CONTRIBUTION TO WCC, ESPECIALLY YOUR MESMERISING SPIN BOWLING, BRILLIANT FIELDING, VALUABLE BATTING AND POSITIVE TEAM APPROACH

Writer: John Smith

Andrew "The Lizard" BROWN

LIFE MEMBERSHIP 2017/18

WCC Player No. 161

Life Member No. 31

CAREER HIGHLIGHTS

- **16 seasons 1993/94-2008/09. 164 games – 57 C Grade; 107 D Grade**
- **Only WCC player to play his first 100 games consecutively**
- **964 runs @ 8.0 with 3 thirties. 4 times top score. 12 sixes. 27 ducks.**
- **Highest scores - 45 in 50 minutes at no. 11; 41 in 47 minutes in his 100th game**
- **Wicketkeeper – 136 matches, 118 catches, 49 smashed stumpings, 977 byes**
- **Fielding – 3 catches**
- **D Grade Premiership Player 1996/97**
- **3 successive seasons D Grade Vice-Captain - 1999/00 -2001/02**
- **2 Captain's Trophies – C Grade 2007/08; D Grade 1994/95**

In 2017/18 the late Andrew "The Lizard" Brown has been awarded the 31st Life Membership of the Warradale Cricket Club in recognition of his dedicated contribution to the Club in 164 games spanning over 16 seasons from 1993/94 to 2008/09. Very sadly, Andrew took his own life on 14 June 2010 aged 48 years and has been deeply missed by his family, friends and cricket colleagues since that time. Andrew will go down as one of the great characters of the club – he was humorous, laid back, irreverent, cheeky and lovable – and definitely knew how to enjoy himself with 'just' a few beers consumed in his tattered Warradale cricket shirt with a few cigarette holes. All 149 players who played in games with Andrew will have fond memories.

Andrew joined the club in 1993 aged 32 when he was extricated from the Warradale Hotel by Dom Gibbie and cajoled to play cricket. Before then Andrew thought he had a Saturday employment contract with the hotel – they served, he drank, but the thing he got wrong was that *he paid*. Andrew was wrapped he was pulled out of the pub to play cricket for Warradale and was able to contribute and enjoy himself over such a long time.

In Andrew's first season he played many solid grafting knocks averaging 42 minutes per innings, and included scores of 24 (76 minutes), 10 (53 minutes), another 24 (81 minutes), 14 (73 minutes) and 12 (50 minutes). The last 4 of these were batting at no. 3 or opening. From his second season onwards Andrew played mostly as a wicket-keeper and lower order slashing batsman. He averaged 15 minutes per innings for the rest of his career with plenty of boundaries – 12 sixes and 103 fours. Andrew did exhibit a perfect forward and then back defensive shots in Geoff Bell's 300th game in 2008/09, much to everyone's astonishment – followed by the typical slog to leg!

Andrew's wicket-keeping was a total entertainment package – he was a mixture of the 'ungainly' and the spectacular. He would do anything to stop a ball and developed a classic 'pat-down' stop where the ball was banged into the ground if he couldn't glove it. Andrew executed 49 stumpings, (and we mean executed), all of which involved smashing down all 3 stumps rather than the more delicate removal of the bails only. Bizarrely, Andrew took many incredible classy left-handed diving catches down the leg side, as good as you will ever see. Andrew's keeping record of second most wicket-keeping games (136), dismissals (167) and stumpings (49) to the great Tony Forster, as well as the second most dismissals for a keeper-bowler combination with John Gibbie (31 stumpings – 2nd to Forster & Coombe's 36), will probably remain for a long time. Andrew's D Grade record of 99 games as keeper and 128 dismissals (39 stumpings) may never be overtaken. Andrew's record of 977 byes may also never be beaten, and we all wondered whether runs (964) or byes would win the race to 1,000.

As everyone knows, keeping is a tough role. Andrew showed a lot of courage with his keeping as he was often in a lot of pain from bruised and battered hands and fingers, especially from not necessarily timing his takes of the ball, so the ball often hit his hands hard full on with no give.

There was a game later in his career in 2006/07 when he agreed to fill in for a game late in the season against North Haven and he kept for 60 overs and 4 hours on day 1. Andrew was so sore it took him all week to recover. In fact it took him 30 minutes to walk to the train stop rather than the normal 10 minutes when going to work as a butcher that next week. At work that week in a smoko break he accidentally dropped his cigarette on a few occasions on the concrete floor and just stood there and looked at it with dismay as he couldn't bend over to pick it up. Just the laconic way he told the story was hilarious.

In his career Andrew bowled 26 overs of reasonable outswing medium pacers and took 3 proud wickets at a fair average of 26 and strike rate of 31 balls per wicket. This effort polished him off as a true all-rounder!!

ANDREW BROWN'S PLAYING RECORD

GAMES

- 16 consecutive seasons (ranked equal 27th)
- 164 games (23rd) – 57 in C Grade (14th): 107 in D Grade (1st) :
- 37 games as keeper in C Grade (1st); 99 as keeper in D Grade (1st)
- Played 114 consecutive games between 1993 & 2003 – is the only player to play his first 100 matches consecutively without missing a game

BATTING

- 964 runs (65th) @ 8.0 - 3 thirties; 27 ducks; Highest score 45
- 4 innings of 1 hour or longer; longest innings of 81 minutes
- Averaged 15.5 minutes per inning; scored at 0.45 runs per minute;
- 4 times top score; 12 sixes; Most runs in a season – 97 @ 10.8
- Scored 48% of runs whilst at the crease (46th)
- 5 half-century partnerships; best partnership of 77 (with Geoff Bell)
- Involved in 2009 partnership runs @ 14.6 (65th)
- Holds the 10th wicket D grade & div.5 partnership record of 64 with Steve Joyce
- Made 41 in 47 minutes in his 100th game - only Bill Burnett, Brian Conroy & Mark Williams have made higher scores in their 100th games
- Scored 31 from no.9 in a team total of 10-99, or 31.3%
- Scored 45 from no.11 in a team total of 10-156, or 28.8%

BOWLING

- 3 wickets at 26.3, in 15.3 overs, strike rate of 31.0 balls per wicket, 5.1 runs per over

WICKET-KEEPING

- Kept wicket in 136 (2nd) of his 164 games
- 167 dismissals (2nd), including 118 catches (3rd for keeper) & 49 stumpings (2nd)
- 31 stumpings off John Gibbie – 2nd most for a bowler-keeper combination
- 977 byes conceded (1st) at 7.2 byes per game kept
- 5 dismissals in an innings 2 times, and 3 dismissals in an innings a further 13 times
- 4 times took 15 wicket-keeping dismissals in a season
- Best season of 25 dismissals (9th best ever and the most in a D grade season)
- Most wicket-keeping dismissals in D grade – 128 (2nd most is just 36)
- Holds the 1st, 4th, 5th, 6th most dismissals in a D grade season

FIELDING

- 3 field catches in career; 1 first fielding vote

ALL ROUNDER

- Tallied 4816 COTY match points (38th) over his career @ 29.4 per game
- Finished 11th in the COTY in 1996/97 with 766 points – 23 dismissals and 210 practice points
- Superb undefeated beer consumption rate and total beers drunk 1993/94 – 2008/09

WE ARE GRATEFUL THAT ANDREW 'LIZARD' BROWN PLAYED FOR OUR CLUB AND THAT WE HAVE BEEN ABLE TO ENJOY A TRULY UNIQUE CHARACTER. REST IN PEACE.

Writer: John Smith

Phil MONAHAN

LIFE MEMBERSHIP 2017/18

WCC Player No. 329

Life Member No. 32

CAREER HIGHLIGHTS

- **3 years PRESIDENT: 2010/11-2012/13; 9 years Management Committee**
- **5 years Vice-President: 2008/09-09/10; 2013/14; 2015/16-16/17**
- **Captain: 3 years B Grade 2006/07-08/09; One year C Grade 2015/16**
- **Vice Captain: One year B Grade 2009/10; Chairman of Selectors 2017/18**
- **Played 13 seasons: 2005/06 – 2017/18**
- **140 games – 3 A Grade (2 in Div 1), 81 B Grade, 34 C Grade, 22 D Grade**
- **2805 runs @ 20.8 runs - 16 fifties, 17 thirties, 14 ducks, 79 sixes**
- **Highest Scores: 76, 73, 71, 69, 67x3, 66, 65*, 63, 58x3, 55, 51, 50, 49, 48, 47**
- **Top scored 22 times. Best season 400 runs @ 33**
- **15 wickets @ 32.9. Best 3/35. One bag of 3 wickets**
- **27 catches plus 3 catches in 4 games as wicketkeeper**
- **3 Batting Trophies - B Grade 2007/08; C Grade 2005/06; 2014/15**
- **C Grade Team Player of the Year 2014/15; D Grade Captain's Trophy 2013/14**

In 2017/18 Phil Monahan has been awarded the 32nd Life Membership of the Warradale Cricket Club for his major contribution as a player, President and Vice President (8 years in total), Captain and Vice Captain (5 years in total), over 13 seasons, 2005/06 to present day. He has played mainly as an attacking opening batsman and occasional high lobbing floating leg spin bowler where he has picked up 15 wickets – we pity the poor defeated batsmen!

In only his fourth season with the Club, Phil put his hand up to be Vice President or President for 8 of the next 9 years. Phil has expended countless hours in these leadership roles in keeping the Club moving forward and is to be congratulated for his willingness to continue long term in these critical roles. This year, as Chairman of Selectors, together with Pres Anthony Green, Vice Pres Andrew Tonkin and the captains, Phil has put in an inordinate amount of time in 'recruiting' players to play each week. It's been a very difficult year after an unsurpassable triple premiership season the previous season. Phil's contribution in these leadership roles cannot be underestimated.

Phil has made a big impact as a batsman with the Club, regularly scoring over 30 in quick time. At less than 170 cms, Phil has to be the shortest prolific 6-hitter in the Club's history with 79 sixes. His best effort is 7 sixes in an innings of 71 in 80 minutes in 2012/13 in the C Grade. Phil's adventurous batting has cost him dearly over the years as he has continued to attempt to smash bowlers out of the ground and lost his wicket caught out in the deep. However, he has often got our teams off to a blazing and match-winning start. Phil proved that he could match it with the best when he scored 45 in a Div 1 game in 2006/07 in his early "younger" days with the Club.

Phil has obviously enjoyed his occasional loopy leg-spin bowling and each of his unexpected 15 wickets from 106 overs have resulted in a kind of delirious and extreme celebration. Phil's ground fielding has been effective being low to the ground and his catching has varied from taking the occasional spectacular blinder to dropping the simplest, a product of an ageing body, tiredness and small 'wing span' with his hands. Phil has had a go at wicketkeeping in 4 games and did a pretty good job in all games.

Phil's WCC Player No. is 329, matching with Australian Test Cricket Simon O'Donnell, a big contrast in stature!

Unfortunately Phil has been with the Club during a relatively unsuccessful era so he has played in only one finals game - for the B Grade in 2007/08 where he scored a valuable 38, but the match was abandoned on the 2nd day due to the heat rule, and the opposition progressed to the GF because of their higher ranking.

Phil is one of the top ever participants at the Club on Thursday nights and after games with a superb beer consumption rate – he probably has a near perfect attendance record.

PHIL MONAHAN'S PLAYING and SERVICE RECORD

GAMES

- 13 seasons (ranked equal 39th)
- 140 games (31st) - 3 in A Grade; 81 in B Grade (15th); 34 in C Grade (33rd); 22 in D Grade (27th)
- Captained in 36 matches (32 in B grade, 4 in C grade)
- Has played the 3rd most games without playing in a premiership side

BATTING

- 2805 runs (24th) @ 20.8 -- 16 fifties; 17 thirties; 14 ducks; Highest score 76; longest innings 135 minutes
- 1472 runs in B Grade (12th) @ 18.2; 751 runs in C Grade (22nd) @ 23.5; 523 runs in D Grade (17th) @ 26.2
- Top score in Div 1 of 45 in 66 minutes (3 sixes, 3 fours) vs Westminster OS in 2006/07
- 14 x 100 minute innings; averages 40.2 minutes per inning (57th); scores at 0.49 runs per minute
- 20 times top score (22nd); 16 fifties (20th) – 3rd most fifties without a century
- 9 times 200 runs in a season (14th); best season of 400 runs (56th) @ 33.3
- Scores 13% of his team's runs (21st); Scores 53.1% of runs whilst at the crease (23rd)
- 3 century partnerships and 19 half-century partnerships; best partnership of 184
- Been involved in 5284 partnership runs @ 37.2 (25th)
- Scores 66.7% of his runs in boundaries (12th), including 79 sixes (15th)
- Most of his runs scored as an opening batsmen – 2077 runs (7th) @ 21
- Scored 65* out of a team total of 10-118, or 55.1% - 26th highest ever % of innings total
- Scored 58 out of a team total of 10-188, or 49.2% - 62nd highest ever % of innings total
- Has shared 417 partnership runs @ 29.8 with his son Justin, which is a record for a father/son combination
- Holds the D grade 2nd wicket partnership record & all wicket Div 8 record – 184 runs with Curtis Jelbert
- Holds the Div.8 opening partnership record – 145 with Gary Wilson

BOWLING

- 15 wickets @ 32.9 from bowling in 31 innings. Strike rate of 42.4 and 4.7 runs per over.
- 1 x three wicket bags, with best figures of 3/35
- 2 times best bowling figures in a match

FIELDING/WICKET-KEEPING

- 27 field catches in career at 0.19 catches per game; taken more than 3 catches in a SEASON only once
- 2nd slowest to 25 career catches (125 matches)
- 4 first fielding votes
- Kept wicket in 4 games for 3 catches (all in 1 game) and 14 byes
- Dropped 20+ catches off John Smith's bowling and caught none

ALL ROUNDER

- Good all-round drinker
- 20 runs & 2 wickets in a match once
- Tallied 3915 COTY match points (46th) over his career @ 28.0 per game
- Attained top 15 ranking in the COTY 3 times – 10th in 2006/07, 15th in 2007/08, 14th in 2014/15

THANKS PHIL FOR YOUR DEDICATED CONTRIBUTION TO THE CLUB AS A PLAYER, PRESIDENT, VICE PRESIDENT, CAPTAIN & VICE CAPTAIN OVER 13 YEARS. YOUR LIFE MEMBERSHIP IS FULLY DESERVED.

Writer: John Smith

What an Unexpected 38 Year Cricket Journey – with 19 comebacks!!

By John Smith (on retirement)

In my life I've been lucky enough to have two long sporting journeys. The footy journey was driven by a mad games goal set when I was 19, whilst cricket just meandered along and just kept happening.

When I played my first footy game for Brighton High Old Scholars (BHOS) in 1970 I stood an "ancient" 40 year-old Payneham player who was playing his 500th game. I thought what a great achievement and ridiculously set a goal to also play 500. I ended up too slow to get a ball at 44 years old and finished with 437 games over 25 seasons. Even though I did not reach the 500 game goal I had a fantastic time along the way.

During the 1980 footy season, fellow BHOS footballer Geoff "Bung" Bell told me Warradale Cricket Club (WCC) had formed a team the previous season and was creating a B Grade team for the 1980/81 season and needed extra players. I had played cricket at Brighton High School 1964-68 and a few games with Brighton 1968-70, (including a 'carried bat' of 16* in 100 minutes opening in one match). Bung convinced me to play (for pure fun) as there were a few BHOS footballers playing.

I thought my first game at 29 years old would be my last – I scored 0 and 1 opening in the B Grade (Div 7) in R1 (October 1980) and was appropriately dropped. For some unknown reason - they must have been short of players - I was recalled for R5 (Comeback #1) and miraculously top-scored with 33 in 100 minutes. This equalled my highest score ever in cricket. After the match I was amazed at the fabulous reception I got back at the Warradale Hotel (our clubrooms) as if I'd made a century. This typified the great positive spirit the club has shown over the years to acknowledge the achievement of players no matter the grade they were in. There has been no A Grade elitism as can be the case with clubs.

The next week I got married to my wonderful partner Ann and holidayed in New Zealand for a few weeks. I took the same 2-man tent I used when I toured NZ alone in 1973 – what a money saver and what luxury!! Will Ann ever forgive me?

B GRADE OPENER

When I returned from NZ, I was picked in R8 (31 January) and played the rest of the season as an opener (Comeback #2). Crap scores of 7 and 9 were followed by a shock 62* in 3 hours (39 singles, 3 fours) vs Hectorville at Daly Oval out of 3/251. I remember big partnerships with Bung Bell and George Manos, both of whom smashed sub-hour 60s with plenty of sixes. I'll never forget the "drive" backward of point for 4 to raise my 50 – a score I thought I would never achieve due to a lack of scoring shots. I thought I would need 50 singles and a few weeks batting to get there!!

For the next 6 seasons I played as a regular B Grade opener and we won an amazing 4 premierships, 3 under Brian Conroy's enterprising and attacking captaincy. Brian told me the first time he saw me bat in 1981/82 season, where I only made 68 runs @ 8.5, it was "like watching a pig in a tree". However, he saw me score a scratchy 29 in 100 minutes in the last game which we won to take the premiership and so when Brian became B Grade captain for the next 4 seasons he gave me the role as opener to blunt the opening bowlers. Somehow, mainly through a straight bat defence, concentration and many fast run singles, I scored runs regularly (1422 @ 31), and even more miraculously "hit" 10 fifties. Brian would tell me to hit out or get out if I had batted too long. My enduring memory of those days was walking out with 30 in 2 hours and Brian walking in and making his first 30 in 2 overs!!

DROPPED AGAIN AND TIME OFF

I missed the first half of 1987/88 as our daughter 4 year old Paula got sick with leukaemia, and thankfully recovered. After playing the last half of 1987/88 (Comeback #3), I was dropped for most of the 1988/89 season playing on R6 and R11 (Comebacks #4 & #5) - I thought this was the end. Fortunately, President Peter Coombe formed a C Grade team in 1989/90 so I was able to continue playing.

BOWLING AND A CENTURY

Having played football and cricket for 10 successive seasons, I decided to take off the 1990/91 season. I was 40 years old and thought I'd give it a final go in 1991/92. For some unknown reason I came up with the crazy idea to make a century and take 5 wickets in an innings before retiring. The very next season I scored 100* in the D Grade batting with Brian Conroy in R4, and 4 games later took 5/69 in the C Grade under Danny Mazurke's captaincy who decided to play me as a front line bowler for the first time. It's amazing what can happen when you set goals.

From there on for the next 19 seasons to 2009/10 I played as a late order batsman and a regular "off spin" or "nudra" bowler and somehow kept getting blokes out (350 of them) through their poor batting or lack of patience / concentration. Line and length with not much variation proved to be a successful formula. I hardly spun a ball – in fact I think it came out spinning at 45 degrees which gave it a little top spin. My joke line is that each batsman I got out is now in ongoing therapy – except those who I got out twice - they are now in mental institutions.

From 2010/11 it was a struggle physically and so I limped across the line to reach a few final milestones. Thanks to the Club for supporting me in this. In my last game there is nothing left at 66 years and 360 days of 'oldish' age.

YOU'LL NEVER KNOW WHAT YOU CAN ACHIEVE IF YOU HAVE A GO

When I first started for WCC, if someone told me it would be such a fantastic journey with a great group of people; that I would reach 300 games, 4000 runs, 400 wickets and 100 catches; win 4 premierships; plus gain an Association Bowling Trophy and various other trophies, I would have said they were out of their tree, given my previous dubious cricket record. It just goes to show, you never know what you may achieve if you have a go and persist.

CREATION OF THE FAMOUS WCC YEAR BOOK

At the end of the 1983/84 season, WCC had experienced incredible success over its first 5 seasons with 2 A grade premierships and 3 runner-up, (advancing from Div 6 to Div 2), and 3 B Grade premierships and one runner-up (advancing from Div 7 to Div 3). I approached our President Mike Sheehan with the idea to record our success in a 5 Year Book and he agreed. We had kept all our scorebooks and so the milestone book "The First Five Years of the Warradale Cricket Club" was launched. This took a lot of work to manually compile the statistics and a few stories and I thank Mike and Sandra Sheehan for their enormous input into establishing the book and making a major contribution to its first 10 early editions. Sandra in fact continued to type sections of the book until 2005/06 (23 editions). From there on a further 33 editions have been produced with the latest 2016/17 book comprising a huge 222 pages (Richie Benaud would love that number). The biggest edition was 1993/94 with 274 pages.

The Year Book took a monumental leap forward when Peter "Shoe" Hughes was convinced by President Peter Coombe to apply his computer programming skills to the task in 1993/94 – and what an impact. Shoe wrote an initial computer program (with several updates since) and inputted data for every scoring stroke, every over ever bowled and every other thing you can imagine to produce an amazing set of tables and statistics that has become an intergalactic phenomenon. This initial work took the equivalent of 6 months full time work. It also takes Shoe an average of 30-45 minutes to input data from every match to update the Year Book each year. It is doubtful if any cricket publication in the world would beat this amazing annual masterpiece.

Shoe has also done a fantastic job of establishing and maintaining the very high quality WCC website.

SOME GREAT ENDURING MEMORIES INCLUDE (requires many pages to record them all)

- Being part of a club that had such humble beginnings and has won an incredible 20 club premierships, most of which I've had the privilege to see, including the Div 1 four in a row in the early 90s
- Winning 4 B Grade premierships in my first 6 seasons - then playing in none for the next 34 seasons!
- Playing under Brian Conroy's magic captaincy and watching him smash many of his 230 sixes
- Playing in Jason Conroy's first game (he was 16 years old) in 1989/90 in the first C Grade game where we made an opening partnership of 58. Jason also loved captaining us older blokes
- Recruiting my future son-in-law Mark Burrows and see him take 10/19 (4/11 & 6/8) in his second match and get a big headline in the Messenger Press
- Shoe's amazing record of 320 successive games since R2 in 1991/92 (26 seasons), his hard hitting batting with 5 tons and safe catching (club high of 187 catches)
- Ron Scott's incredible diving catch and launching save on the boundary in my last game

- Dave Palmer's astonishing catch just above the ground running full bore at deep mid-off without losing balance
- Having "big" late order record breaking partnerships (at the time) with Joel Wilkin (92), Skeeter Williams (60) and Andrew Tonkin (80) and 1,000 partnership runs each with Mike Daly and Bob Noble in the 1980s
- Seeing Andrew "Winner" Conley keep scoring runs – he's the straightest bat I've ever seen at practice
- Facing the unplayable John Williams and Joel Wilkin at their peak at training
- Seeing John Williams being bowled at practice by his son Bryce (14 years old) and pay up a promised \$100
- Seeing Andrew Brown head off in the wrong direction for a ball hit toward the boundary – and seeing Andrew Tonkin recall this story with great mirth
- Witnessing Troy Spanton's exceptional dedication at practice and in games to improve his game
- Watching my mate Rob Edwards, our "County Professional", systematically analyse and dissect bowlers to score 6,000 runs and 7 tons
- Watching our mesmerizing leg spinner Peter Coombe destroy the opposition in the 1984/85 Grand Final with 7/53 off 26 overs to take us into Div 1 after only 6 seasons

FOR THE RECORD

- Records that will not to be beaten – 90 not outs and 28 successive singles (in a one day game – last 28 scoring shots and went from 30 to 58* / 240 runs)
- 4,111 runs – the triple one is symbolic of many picket fences
- Taking 380 wickets after 40 years old – thanks to the captains to keep me bowling
- Made 19 comebacks from being dropped, injury and unavailability, missing 107 games
- "Promoted" to the B Grade 21 times after being dropped in the 1988/89 season
- Won "Most Improved" trophy twice in the early 80's – must have been a lot of improving required!

THANKYOUS

- To all our supporters and 484 players (I played with 300 approx) – you've been fantastic
- To all our club leaders since 1979/80 - 9 Presidents, 12 Secretaries, 8 Treasurers, multiple Management Committee members, 32 dedicated long serving Life members and our 40 Captains
- To those we lost too early – Bob Noble, Paul Garrick, Sean Forster, Andrew "Lizard" Brown, Sandra Sheehan, Bryan "Beefa" Mildren, Dave "Nooge" Hodge
- To the club for getting me over the line for my final milestones when the body was giving out

And ultra-thanks to Annie for putting up with so many games and seasons.

2017/18 PLAYER MILESTONES

250 GAMES	10 th	Ashley MARSHALL
200 GAMES	15 th 16 th	Jason CONROY Paul TEMBY
100 GAMES	48 th 49 th	Rowan WILLIAMS (greyest 100 gamer ever) Ron SCOTT (2 nd oldest 100 gamer ever)
50 GAMES	86 th 87 th 88 th 89 th 90 th 91 st 92 nd	Brett BRYSON Scott MONAGHAN Troy SPANTON Tim SMITH Anton BALYM Dale BRUSNAHAN Lachlan FERGUSON
8000 RUNS	1 st	Andrew CONLEY
5000 RUNS	8 th	Dom GIBBIE
1000 RUNS	61 st	Glenn HARRIS
250 WICKETS	10 th	Noel BROWNE
150 WICKETS	21 st	Ron SCOTT
100 WICKETS	35 th 36 th	Brett BRYSON Braedon TONKIN
50 WICKETS	69 th 70 th 71 st	Scott MONGAHAN Jack CORNELISSEN Lachlan FERGUSON
50 CATCHES	29 th	Braedon TONKIN

RECORDS AND ACHIEVEMENTS IN 2017/18

After an amazing 2016/17 season with 3 premierships, we catapulted downwards in 2017/18 with no teams making finals and being forced to drop the D Grade due to insufficient players. However, we did have several highlights worth recording.

Association Trophies	Glenn HARRIS with 693 runs won the Div 6 and Div 4-9 Association batting trophies. Dale BRUSNAHAN was a joint winner of the Div 4 Fielding Trophy with 10 votes. A total of 22 players have won 32 Association Trophies. 5 players have won multiple Association trophies - Glenn HARRIS & Anton BALYN (4); Andrew HODGE, John GIBBIE & Dale BRUSNAHAN (2).
Cricketer of the Year (COTY)	Congratulations to Dale BRUSNAHAN who became the youngest player to win the COTY at 20 years old. Glenn HARRIS is the only runner up to have scored no practice points. 37 COTY awards have been won by 22 players, with 8 multiple winners – John WILLIAMS (6), Angelo PANSINI (4), John GIBBIE and Kristian SCHULTZ (3), Brian CONROY, Ashley MARSHALL, Mick GIBBIE and John SMITH (2)
Won both Batting and Bowling Trophies	Dale BRUSNAHAN won the B Grade batting (288 runs @ 22) and bowling (23 wickets @ 14.5) trophies. This has only been achieved 7 times previously by 5 players: <ul style="list-style-type: none"> • Dave LISTON in A grade in 1998/99 (260 runs & 26 wickets) • Russell KING in A Grade in 1999/2000 (412 runs & 25 wickets) • Mick GIBBIE twice in B Grade in 1999/2000: (367 runs & 26 wickets) and 2003/04 (251 runs & 20 wickets) • Grant CRAIGIE in B Grade in 1995/96 (355 runs & 27 wickets) • John GIBBIE twice in D Grade in 1993/94 (284 runs & 24 wickets) and 1994/95 (400 runs & 33 wickets)
8,000 runs and 10 centuries	Andrew “Winner” CONLEY became the first and only WCC player to score 8,000 runs and make 10 centuries.
Youngest & Oldest Century and Six-for	Dale BRUSNAHAN became the 5 th youngest player to take a six-for at 19.86 years of age, and the 4 th youngest player to make a century at 20.01 year of age. Andrew “Winner” CONLEY became the 2 nd oldest player to score a century at 54.42 years of age.
Most Ducks in career	Peter “Shoe” HUGHES maintained his commanding lead with 40 career ducks, well ahead of Ash MARSHALL and Dave PALMER (33 ducks), Richie DEY (32) and Joel WILKIN (30).
2nd highest career average	Glenn HARRIS has now scored 1401 runs @ 46.7, the second highest career average of all players behind Gary WILSON (1008 runs @ 59.3)
2nd highest % of team runs	Glenn HARRIS has now scored 20.5% of team runs, and advanced from 12 th to 2 nd place, behind Gary WILSON (23.2%)
100 sixes and 2nd fastest	Angelo PANSINI became the 7 th player to belt 100 sixes in 56 games. This is the second fastest to 100 sixes to <u>Brian CONROY</u> who reached 100 sixes in 39 games and 200 sixes in 108 games.
Most scores over 30	Joint first with 99 scores over 30 are Andrew CONLEY (with 7x30+ scores during the season) and Peter HUGHES (2x30+ during the season). 3 rd is Rob Edwards (97). Current players Grant GRAIGIE (68) jumped to 6 th place and Dom GIBBIE (57) moved up to 10 th place.
Most runs before Christmas.	Andrew “Winner” CONLEY had another fantastic season and broke the record for most runs before Christmas (458 @ 114.5., one century). Paul TEMBY (428 @ 71.3, with 2 centuries) and Angelo PANSINI (427 @ 71.2, with 3 centuries) broke this record last season which had been held by Greg ALSOP since 2001/02 (405 @ 81.0 in 2001/02, 3 centuries).
Most seasons with 200+ runs	Peter “Shoe” HUGHES has now scored 200+ runs in 21 seasons – surpassing Trevor PARHAM (20) for the most ever
2nd and 8th highest runs in a season. Most for C Grade	Glenn HARRIS scored 693 runs @ 77.0 with 2 tons and 4 fifties, the 2 nd most runs in a season behind Vin HODGE with 757 runs @ 75.7 in 1996/97. Both were scored in Div 6. This was also the most for a C Grade season, surpassing Rob Edwards (678 @ 67.8 in 1995/96). Andrew “Winner” CONLEY scored 604 runs @ 67.1 with 1 ton and 5 fifties to claim 8 th spot.

RECORDS AND ACHIEVEMENTS IN 2017/18 ...continued...

4 th highest % of innings total	Andrew “Winner” CONLEY scored 86* out of 5/133 – 64.7% of the total score vs Port Noarlunga D8 in R4 to take 4 th spot on the all time list			
Partnership Records	1 st wicket – 5 th Highest for Club, 2 nd Highest for Div 2; 3 rd Highest for A Grade 178 – Anton Balym (76) & Hamish Ferguson (95) vs Mitchell Pk A2 in R7 1 st wicket – 3 rd Highest in C Grade 110 – Andrew Conley (35) & Dom Gibbie (74) vs Plympton Foot C6 in R7			
Most Not Outs	John SMITH finished his career with 90 not outs, ahead of Geoff BELL (66), Joel WILKIN (50), Andrew CONLEY (41), Andrew HODGE (38), Peter COOMBE (37), Dom GIBBIE & Ash MARSHALL (36).			
Most Career Wickets	Joel WILKIN (586 career wickets) extended his lead to 118 for most Club wickets ahead of Geoff BELL (468), with Ash MARSHALL closing in fast on 441 wickets. Joel also has most 5-wicket bags (25) ahead of John GIBBIE (19). Joel has won 13 bowling trophies (3A, 6B, 2C and 2D).			
Hat Trick	Dale BRUSAHAN became the 10 th player to take a hat trick vs Coromandel in 4B in R3. He took 6/29.			
4 th most economical bowling	Rowan WILLIAMS took 2/23 off 20 overs with 5 maidens @ 1.15 runs per over vs Happy Valley R5 in A2 to take 4 th spot on the all time list			
Centuries	3 players scored 4 centuries in 2017/18 – Glen HARRIS (137 & 120* - his 4 th); Andrew CONLEY (104 – his 10 th); Dale BRUSAHAN (101* - his first). 56 players have made 144 centuries in 39 years of club history. The average has been 3.7 centuries per season.			
	Score		Times	
	150 plus		12	
	140-149		8	
	130-139		9	
5 wickets in an innings	Score		Times	
	120-129		20	
	110-119		30	
	100-109		65	
5 wickets in an innings	5 players took 5 bags of 5 wickets in 2017/18 all for the first time in their careers – Scott MONAGHAN (5/22 in his 46 th game), Dale BRUSAHAN (6/29 in his 43 rd game), Jason CONROY (6/40 in his 196 th game), Steve MASON (5/9 in his 16 th game); Braedon TONKIN (5/81 in his 115 th game). 95 players have now taken 5 wickets in an innings on 351 occasions.			
	Wickets in innings		Times	
	9 wickets		3	
	8 wickets		1	
	7 wickets		33	
5 wickets in an innings	Wickets in innings		Times	
	6 wickets		85	
	5 wickets		229	
Most games to take their first 5 wickets in an innings	Those who took 50 or more games to take their first 5 wicket bag: Jason CONROY (196 games); Kristian SCHULTZ (187); Brenton ROWE (143); Braedon TONKIN (115); Andrew HUXTABLE (114); Paul TEMBY (107); John SMITH (91); Mick GIBBIE (64); Dom GIBBIE (54); Richie DEY (51)			
Most career catches	Peter HUGHES still has the most no. of career catches by heaps with 187 (2 this season). Nearest is Andrew Conley with 129 (4 this season).			
Most career fielding votes	Dave PALMER (155 votes) retained his no. 1 rank ahead of Jason CONROY (136 votes) for career fielding votes - based on a 2-2-1 weighting for 1 st , 2 nd & 3 rd votes.			
320 successive games and most games	Peter “Shoe” HUGHES continued his flabbergasting unbroken sequence with 320 successive games which will never be beaten. Shoe has not missed a game since R1 in 1991/92 – 27 seasons. Shoe also has played 384 games, well ahead of retired players Trev PARHAM (338), John SMITH (327,) & Geoff BELL (312); and current players Joel WILKIN (295), Dom GIBBIE (293), Andrew CONLEY (286), & Grant CRAIGIE (280).			
Most Seasons Played	John SMITH (37 seasons) passed Trevor PARHAM's record (36) for most seasons played. Geoff BELL and Peter HUGHES (33), Andrew CONLEY (30) are in the top 5			

ASH MARSHALL

250 GAMES

- Made his debut in 1996/97 and in his 22nd season became the 10th player to play 250 matches for Warradale on 3rd February 2018 against Plympton. Of these games he has played 52 in A grade (3 in Div.1), 106 in B grade, 53 in C grade and 39 in D grade and has been captain on 26 occasions.
- In his 226 innings for the club, he has made 2865 RUNS at an average of 15.1 with 8 fifties.
- His most memorable innings include:
 - his highest score of 93 in 140 minutes against South Park in div.5 in 2005.
 - 76 in 83 minutes against Sheidow Park in div.4 in 2012
 - 69 not out in a team score of 6-129 against Westminster in div.5 in 1998.
 - a gritty 42 in 203 minutes in a team score of 10-114 against Seaton in div.3 in 2005.
 - 53 in 164 minutes from a team score of 10-139 against Southern in div.5 in 1998.
- Has made 69% of his runs batting in the top 6 where he has made 1972 at an average of 15.5.
- Has batted for 100 minutes or longer on 12 occasions, including 3 occasions when he went on to bat for over 150 minutes and has a longest innings of 203 minutes. He averages 35 minutes at the crease and scores at 0.36 runs per minute.
- Has Top Scored in a match on 20 occasions.
- Has made over 200 runs in a season on 5 occasions with a best season of 278 runs @ 23.2 in div.5 in 2004/05.
- Has been in 5 Century partnerships and a further 24 partnerships of Fifty or more. His most successful partnerships have been:
 - 677 Partnership runs @ 33.9, including 1 Century & 4 Fifty partnerships with Shoe,
 - 496 Partnerships runs @ 41.3, including 2 Century & 1 Fifty partnerships with Richie Dey,
 - 421 Partnership runs @ 19.1, including 2 Fifty partnerships with Geoff Bell,
 - and has also had Century partnerships with Andrew Tonkin & Andy Belsak.
- Has bowled in 245 innings for a total of 2146.2 overs and taken 437 wickets at an average of 17.3, with a strike rate of 29.4 balls per wicket and an economy rate of 3.5 runs per over. Has taken the 3rd most wickets in the club's history behind Joel Wilkin & Geoff Bell.
- Has taken five wickets in an innings 10 times and three in an innings on a further 66 occasions
- His best bowling performances are:
 - 7 for 13 against South Road in div.5 in 2017
 - 7 for 77 against St.George in div.3 in 2009,
 - 6 for 6 against Coromandel in div.5 in 1997,
 - 6 for 46 against North Haven in div.2 in 2015,
 - 6 for 51 against Coromandel in div.3 in 2012,
 - 5 for 9 from 15 overs against Mitchell Park in div.4 in 2016,
 - 5 for 35 against Coro Ramblers in div.2 in 2008,
 - 4 for 53 from 27 overs in the div.5 semi-final against Westminster in 2002.
- Holds the record for the best Match figures of 11-31, against South Road in div.5 in 2017.
- Has achieved the best bowling figures in a match on 61 occasions.
- Has taken 20 wickets in a season in 14 of his 22 seasons with a best season of 33 wickets @ 13.9 last season, and has won 10 bowling trophies - including 2 in A grade & 5 in B grade (all in the last 7 years), 2 in C grade, and 1 in D grade (this is second only to Joel Wilkin's 13 bowling trophies).
- Has achieved the all-round Match double of 40 runs & 4 wickets on 1 occasion, and the 30 runs & 3 wickets match double on a further 7 occasions, with a best all-round match performance of 64 runs and 4 for 36 against South Road in div.6 in 2002.
- Has achieved the all-round Season double of 200 runs & 20 wickets on 3 occasions, with a best all-round season of 260 runs @ 32.5 and 33 wickets @ 13.90 last season.
- He is one of only 6 players at the club to achieve the 2000 runs & 200 wickets career double, and along with John Smith is 1 of only 2 to have also taken 100 catches.
- Has won Cricketer Of The Year on 2 occasions and been runner-up on a staggering 10 occasions.
- Has been voted the Best Team Player of the season on 6 occasions - 3 times in B grade, 2 times in C grade, and once in D grade.
- He has taken 103 catches in his career (including 10 in a season once and 3 in a match twice), has made 7 direct run-outs, and received the First Fielding Vote on 17 occasions.

JASON CONROY**200 GAMES**

- Made his debut in 1989/90 as a 16 year old and in his 24th season became the 15th player to play 200 matches for Warradale on 6th January 2018 against Fitzroy. Of these games he has played 18 in A grade, 41 in B grade, 109 in C grade & 32 in D grade and has captained the side on 67 occasions.
- In his 183 innings for the club, he has made 2135 RUNS at an average of 12.6 with 5 fifties.
- His most memorable innings include -
 - his highest score of 74 in 146 minutes Opening against Modbury Heights in D grade in 1992,
 - 71 in 115 minutes at no.4 against Port Noarlunga in C grade in 2014,
 - 68 in 110 minutes at no.5 against Keswick in D grade in 1993.
- Has most successful batting position is as Opener where he has made 590 runs @ 18.
- Has batted for 100 minutes or longer on 4 occasions, averages 27.5 minutes at the crease, and scores at 0.43 runs per minute.
- Has Top Scored in a match on 8 occasions.
- Has made over 150 runs in a season on 4 occasions including a career best season of 307 runs @ 25.6 in 1991/92.
- Has been in 2 Century partnerships and a further 16 partnerships of Fifty or more. His most successful batting partnerships have been with
 - 339 Partnership runs at 26.1 with Andrew Huxtable, including 1 Fifty partnership,
 - 246 Partnership runs at 16.4 with Dom Gibbie, including 1 Fifty partnership,
 - 209 Partnership runs at 34.8 with Grant Craigie, including 1 Century partnership,
 - 191 Partnership runs at 47.8 with Shoe, including 1 Century partnership,
- Is part of the only father & son combination to make a 50 in the same innings for Warradale, with his dad Brian in 1992 against Modbury Heights.
- Has bowled in 108 innings for 422.3 overs and taken 73 wickets at an average of 24.1, with a strike rate of 34.7 balls per wicket, and an economy rate of 4.2 runs per over.
- Has taken Five wickets in an innings on 1 occasion, and Three wickets in an innings on a further 6 occasions, with best figures of
 - 6 for 40 against Kenilworth in B grade this season, and
 - 4 for 37 against Bank SA in C grade in 1995.
- Has taken the team's best bowling figures in a match on 5 occasions.
- Has achieved the all-round double of 30 runs & 3 wickets in a match on 3 occasions, with a best all-round match performance of 52 runs and 3 for 3 against Kenilworth in C grade in 1991.
- He is one of only 44 players at the club to achieve the 500 runs & 50 wickets career double.
- Has kept wicket in 9 matches for a total of 7 catches & 1 stumping and conceded 38 byes.
- Has taken 112 catches as a fieldsman in his career, including 3 in an innings on 5 occasions and 10 or more in a season on 3 occasions, including a Club record of 16 field catches in a season (in just 10 matches in 1995/96).
- Has received the First Fielding Vote on 41 occasions and the Second Fielding Vote on a further 41 occasions.

Paul TEMBY

200 GAMES

- Made his debut in November 2000 and in his 18th season, became the 16th player to play 200 matches for Warradale on 24th February 2018 against Glenelg ANA. Of these games he has played 133 in A grade (39 in Div.1), 50 in B grade, 8 in C grade and 9 in D grade.
- In his 190 innings for the club, he has made 3912 RUNS at an average of 22.3 including 3 centuries & 22 fifties
- His most memorable innings include,
 - 105 from a team score of 10-199 against Western Youth in div.2 in 2010,
 - 91 with 4 sixes & 9 fours at Mitchell Park Reserve in div.1 in 2004,
 - a sequence of 3 match winning innings in 4 matches in div.5 last season of:
 - 94 in 55 minutes with 7 sixes & 10 fours in a successful run chase against St George,
 - 134 from a team total of 10-252 against eventual grand finalist Mitchell Park,
 - 138 in 103 minutes with 14 sixes and 8 fours against Keswick,
 - has also made a number of other quick-fire scores including 65 in 28 minutes (with 60 in boundaries) in div.2 in 2007, 50* in 22 minutes in div.2 in 2009, 88 in 43 minutes in div.5 in 2001.
- Has scored 71% of his runs in boundaries, including 133 sixes.
- Has made most of his runs batting at no. 6 with 1255 runs @18, and at no.4 with 1035 runs @34
- Has batted for 100 minutes or longer on just 4 occasions, with a longest innings of 148 minutes. He averages just 26 minutes at the crease, but scores at 0.8 runs per minute.
- Has Top Scored in a match on 29 occasions.
- Has made over 200 runs in a season on 10 occasions, with a best season of 540 runs @ 45 last season. He has won 2 batting trophies – 1 in A Grade and 1 in B Grade.
- Has been in 5 Century partnerships and a further 29 partnerships of Fifty or more. His most successful partnerships have been:
 - 470 Partnership runs @ 24.7, including 1 Century & 1 Fifty partnership with Richie Dey,
 - 291 Partnership runs @ 20.8, including 1 Fifty partnership with Andrew Conley,
 - 282 Partnership runs @ 31.3, including 2 Fifty partnerships with Dave Palmer, and
 has had Century Partnerships with Simon Mystuik, Greg Mellors, Mick Gibbie & Dave Mahoney.
- Has bowled in 77 innings for a total of 387 overs and taken 63 wickets at an average of 21.4, with a strike rate of 37 balls per wicket and an economy rate of 3.5 runs per over.
- Has taken five wickets in an innings on 1 occasion, and three wickets in an innings on a further 7 occasions, with best figures of 6 for 22 in div.2 against Keswick in 2010.
- Has achieved the best bowling figures in a match on 4 occasions.
- Has taken 10 wickets in a season 3 times, with a best season of 12 wickets @ 22.9 in 2012/13.
- Won Cricketer of the Year on 1 occasion, and was runner-up on a further 2 occasions.
- Has won the Peter Coombe Medal for Best Team Man in the A grade on 2 occasions
- Has kept wicket in 40 matches and made 62 dismissals (48 catches & 14 stumpings) and had conceded just 63 byes in his first 36 games kept (then some bowler called Daisy turned up and he conceded another 54 byes in his last 4 games kept).
- Has made 20 or more Keeping dismissals in a season on 2 occasions, with a best season of 26 dismissals in div.1 in 2004/05 (only 2 keepers have made more dismissals in a season than this).
- Has taken 80 catches as a fieldsman in his career, achieved 4 direct run-outs and has received the First Fielding Vote on 23 occasions.

ROWAN WILLIAMS

100 GAMES

- Made his debut in 2008/09 and in his 10th season became the 48th player to play 100 matches for Warradale on 20th January 2018 against Coromandel.
Of these games he has played 87 in A grade, 11 in B grade and 2 in C grade.
- In his 77 innings for the club, he has made 561 RUNS at an average of 10.2, including 1 fifty. Technically, he has made 1 century for the club, but unfortunately it was as a bowler.
- His most memorable innings include,
 - his highest score of 50* @ no.10 in a team total of 9-210 against Sheidow Park in A's in 2012,
 - 38 and a match winning partnership of 106 when coming in at 5-62 against Keswick in B's in 2010,
 - 36 in a team total of 10-101 in a C grade cameo against Southern in 2016,
 - 14* including all the runs in the 8th wicket partnership to win the game in the 2nd last over against Coromandel in A grade in 2013.
- Has made most of his runs at no's 9 & 10 where he has made 353 runs @ 11, but does have a batting average of 24 when batting at no.7.
- Averages 13 minutes at the crease and scores at 0.55 runs per minute.
- Has Top Scored in a match on 2 occasions.
- Has a best season of 104 runs at an average of 20.8 in 2016/17.
- Has been in 1 Century partnership (with Shoe) and 1 Fifty partnership (with Dan Claridge).
- Has bowled in 100 innings for a total of 951.2 overs and taken 142 wickets at an average of 19.8, with a strike rate of 40.2 balls/ per wicket, and an economy rate of 2.9 runs/over.
- Has taken five wickets in an innings on 5 occasions and three wickets in an innings on a further 17 occasions, with best figures of
 - 5 for 34 off 19.4 overs against Coromandel in A grade in 2014,
 - 5 for 37 off 16.3 overs against Westren Youth in A grade in 2012,
 - 5 for 37 off 16.3 overs against Coromandel in A grade in 2014,
 - 5 for 56 off 24 overs against Sheidow Park in A grade in 2012,
 and economical spells of
 - 3 for 19 off 14 overs against North Haven in A grade in 2016,
 - 2 for 23 off 20 overs & 1 for 13 off 17 overs in A grade this season.
- Has achieved the best bowling figures in a match on 24 occasions.
- Has taken 20 wickets in a season on 2 occasions with a best season of 25 wickets @ 17.2 in A grade in 2012/13, and has won the A grade bowling trophy on 3 occasions.
- Has achieved the all-round Match double of 20 runs & 2 wickets on 3 occasions.
- Has won Cricketer of the Year on 1 occasion in 2011/12, the MVP of the finals on 1 occasion in 2010/11, and the Peter Coombe medal for Best Team in the A grade on 2 occasions.
- Has also won the prestigious Golden Globe award on 2 occasions.
- Is one of only 44 players at the club to achieve the 500 runs & 50 wickets career double.
- Has taken 35 catches in his career, including 3 in an innings on 1 occasion, has made 1 direct run-out, and has received the First Fielding Vote on 18 occasions.

RON SCOTT

100 GAMES

- Made his debut in 1994/95 and in his 13th season (including a 9 year hiatus) became the 49th player to play 100 matches for Warradale on 3rd February 2018 against South Road. Of these games he has played 4 in A grade (all in Div.1), 25 in B grade, 62 in C grade and 9 in D grade.
- In his 85 innings for the club, he has made 800 RUNS at an average of 13.8 with 1 fifty.
- His most memorable innings include,
 - his highest score of 69* from a team total of 5-154 in div.4 against Coromandel in 1995,
 - 47 in 62 minutes from no.3 against Keswick in div.6 this season,
 - 43 in 45 minutes from no.5 against Coromandel in div.4 in 1998.
- Has batted for an hour or longer on 6 occasions, including a longest innings of 100 minutes against Adelaide Cavaliers in div.4 in 2003.
- He averages 21 minutes at the crease and scores at 0.47 runs per minute.
- Has Top Scored in a match on 4 occasions, and 3 of these came in the same season in 1998/99.
- Has made over 100 runs in a season on 2 occasions, with a best season of 151 runs @ 21.6 in 1998/99.
- Has been in 5 Fifty partnerships or more. His most successful partnerships have been with:
 - 211 Partnership runs @ 26.4, including 1 Fifty partnership with John Smith,
 - 161 Partnership runs @ 20.1 with Dom Gibbie,
 and has also had fifty partnerships with Gav Perryman, Cam Dey, Hamish Clare & Tim Smith.
- Has bowled in 104 innings for a total of 1034.1 overs and taken 157 wickets at an average of 19.0, with a strike rate of 39.5 balls per wicket, and an economy rate of 2.9 runs per over.
- Has taken five wickets in an innings on 5 occasions and three wickets in an innings on a further 12 occasions, with best figures of
 - 9 for 32 against Panorama in div.4 in 2004 (which is a club record),
 - 7 for 51 against Keswick in the div.3 Semi-Final in 1996 (which was a club record in a final, until beaten by Josh Deniet last season),
 - 7 for 51 against Bank SA in div.4 in 1997,
 - 6 for 23 against Plympton in div.7 in 2017,
 - an economical 20 overs 13 maidens 2 for 20 against Westminster in the div.4 semi-final in 1999.
- Has achieved the best bowling figures in a match on 17 occasions.
- Has taken 20 wickets in a season on 4 occasions with a best season of
 - 25 wickets @ 14.9 in 1995/96, and
 - 25 wickets @ 15.6 in 1997/98,
 and has won the C grade bowling trophy on 3 occasions.
- Has achieved the all-round Match double of 30 runs & 3 wickets on 3 occasions, with a best all-round match performance of 69* and 3 for 72 against Coromandel in div.4 in 1995.
- He is one of only 44 players at the club to achieve the 500 runs & 50 wickets career double.
- Has taken 21 catches in his career, including 3 in an innings on 1 occasion, has received the First Fielding Vote on 7 occasions, and has made 2 direct run-outs.

2017/18 TROPHY WINNERS

CLUB TROPHIES

TROPHY		TROPHY WINNER
CRICKETER OF THE YEAR WINNER <i>Individual & Perpetual Trophy</i>	Dale BRUSNAHAN	1092 points - 292 runs, 24 wickets, 12 catches, 150 points from run outs & fielding votes in 12 matches, 74 practice points
CRICKETER OF THE YEAR RUNNER-UP	Glenn HARRIS	929 points - 693 runs, 4 wickets, 5 catches, 80 points from run-outs & fielding votes in 14 matches, 0 practice points
BEST ALL-ROUNDER	Dale BRUSNAHAN	292 runs @ 20.9, 24 wickets @ 14.5 in 12 matches
BEST FIELDSMAN <i>Individual & Perpetual Trophy</i>	Dale BRUSNAHAN	12 votes - 5 first & 2 second votes in 12 matches
PRESIDENT'S TROPHY	Dave PALMER	
DAVID HODGE MOST IMPROVED PLAYER <i>Individual & Perpetual Trophy</i>	Troy SPANTON	Averaged 63 minutes at the crease, batted for 90 minutes or longer on 5 occasions
ENCOURAGEMENT AWARD	Brayden PANSINI Tyson CRAIGIE	
GOLDEN GLOBE AWARD <i>Perpetual Trophy</i>	Rowan WILLIAMS	4 ducks, average of 6.6
BROKEN STUMP AWARD <i>Perpetual Trophy</i>	John SMITH	1/84 off 17 overs, no maidens
CENTURY BATS	Glenn HARRIS Andrew CONLEY Dale BRUSNAHAN	120* & 137 104 101*
SIX-FOR AWARDS	Dale BRUSNAHAN Jason CONROY	6/29 6/40
ASSOCIATION TROPHIES SECTION 4 - FIELDING TROPHY SECTION 6 - BATTING TROPHY SECTION 4-9 - BATTING TROPHY	Dale BRUSNAHAN Glenn HARRIS Glenn HARRIS	10 votes 693 runs @ 77 693 runs @ 77
OUTSTANDING SERVICE AWARD <i>Individual & Perpetual Trophy</i>	Karen PANSINI	
SUPPORTER OF THE YEAR	Mal WILLIAMS	
NEW LIFE MEMBERS	Dave HODGE Noel BROWNE Andrew BROWN Phil MONAHAN	

2017/18 TROPHY WINNERS

TEAM TROPHIES

TROPHY	TROPHY WINNER
A GRADE	
BATTING TROPHY	Haimish FERGUSON 324 runs @ 21.6 in 14 matches
BOWLING TROPHY	Braedon TONKIN 20 wickets @ 18.2 in 11 matches
CAPTAIN'S TROPHY	Anton BALYM
BEST A GRADE TEAM PLAYER ➔ PETER COOMBE MEDAL	Paul TEMBY 122 votes in 14 matches
B GRADE	
BATTING TROPHY	Dale BRUSNAHAN 288 runs @ 22.2 in 11 matches
BOWLING TROPHY	Dale BRUSNAHAN 23 wickets @ 14.5 in 11 matches
CAPTAIN'S TROPHY	Jason CONROY
BEST B GRADE TEAM PLAYER ➔ BRIAN 'BOOF' CONROY MEDAL	Dale BRUSNAHAN 138 votes in 11 matches
C GRADE	
BATTING TROPHY	Glenn HARRIS 693 runs @ 77.0 in 14 matches
BOWLING TROPHY	Brett BRYSON 13 wickets @ 25.8 in 13 matches
CAPTAIN'S TROPHY	Ron SCOTT
BEST C GRADE TEAM PLAYER ➔ JOHN 'SPIN GUTS' SMITH MEDAL	Glenn HARRIS 204 votes in 14 matches
D GRADE	
BATTING TROPHY	Andrew CONLEY 266 runs @ 266.0 in 3 matches
Due to its truncated season, no other D grade Trophies were awarded.	

[illegible]

2017/18 TEAM PLAYER OF THE YEAR VOTES

C GRADE JOHN 'SPIN GUTS' SMITH MEDAL VOTES

Total	Player	r1	r2	r3	r4	r5	r6	r7	r8	r9	r10	r11	r12	r13	r14
204	HARRIS G	-	25	20	30	19	18	2	-	27	30	-	4	9	20
100	PANSINI Brayden	-	-	5	6	18	-	-	-	23	17	10	14	3	4
96	SCOTT R	1	-	-	-	16	30	20	-	9	4	16	-	-	-
62	PANSINI Angelo	-	-	5	1	-	3	-	-	-	-	20	-	15	18
52	CLARIDGE D	19	6	2	17	-	-	-	-	2	-	-	-	6	-
45	GIBBIE D	-	-	5	-	-	-	28	-	2	-	-	-	10	-
34	BRYSON B	8	-	8	-	-	-	1	-	-	4	9	1	1	2
34	CRAIGIE Tyson	1	-	-	-	1	1	10	-	1	3	6	4	3	4
28	CLYDESDALE M	28	-	-	-	-	-	-	-	-	-	-	-	-	-
27	WILKIN A	-	-	-	-	-	-	-	-	-	-	-	27	-	-
25	SMITH Tim	-	-	-	11	-	11	-	-	-	3	-	-	-	-
24	CONLEY A	-	-	21	-	-	-	3	-	-	-	-	-	-	-
20	STUART D	-	20	-	-	-	-	-	-	-	-	-	-	-	-
17	CORNELISSEN J	-	-	-	-	-	-	-	-	-	-	-	-	17	-
15	BROWNE N	-	-	-	-	-	-	-	-	-	-	-	15	-	-
14	CRAIGIE Grant	-	-	-	-	-	-	1	-	-	-	-	-	-	13
11	MARKS G	-	-	-	-	-	2	-	-	2	-	1	-	2	4
10	GREEN A	-	10	-	-	-	-	-	-	-	-	-	-	-	-
7	GULATI S	-	-	-	-	7	-	-	-	-	-	-	-	-	-
6	HUGHES P	5	1	-	-	-	-	-	-	-	-	-	-	-	-
5	CROUCH J	-	-	-	-	4	-	1	-	-	-	-	-	-	-
5	MARTIN A	-	-	-	-	-	-	-	-	-	5	-	-	-	-
5	WOODIFIELD A	-	-	-	-	-	-	-	-	-	-	4	-	-	1
4	SPANTON T	4	-	-	-	-	-	-	-	-	-	-	-	-	-
3	CANDLETT S	-	3	-	-	-	-	-	-	-	-	-	-	-	-
2	BATES S	-	-	-	1	-	1	-	-	-	-	-	-	-	-
1	CONROY J	-	1	-	-	-	-	-	-	-	-	-	-	-	-
1	HARRIS Jeff	-	-	-	-	1	-	-	-	-	-	-	-	-	-
1	TONKIN A	-	-	-	-	-	-	-	-	-	-	-	1	-	-

D GRADE DAVE 'NOOGE' HODGE MEDAL VOTES

Total	Player	r1	r2	r3	r4	r5	r6	r7	r8	r9	r10	r11	r12	r13	r14
72	CONLEY A	25	30	-	17	-	-	-	-	-	-	-	-	-	-
39	PANSINI Brayden	22	17	-	-	-	-	-	-	-	-	-	-	-	-
24	GULATI S	-	-	-	24	-	-	-	-	-	-	-	-	-	-
23	CRAIGIE Tyson	-	1	-	22	-	-	-	-	-	-	-	-	-	-
22	GIBBIE D	10	11	-	1	-	-	-	-	-	-	-	-	-	-
12	BROWNE N	7	4	-	1	-	-	-	-	-	-	-	-	-	-
3	PANSINI Angelo	1	2	-	-	-	-	-	-	-	-	-	-	-	-
1	ARMAN S	-	-	-	1	-	-	-	-	-	-	-	-	-	-
1	TONKIN A	1	-	-	-	-	-	-	-	-	-	-	-	-	-
1	WILKIN A	-	1	-	-	-	-	-	-	-	-	-	-	-	-

NOTE: Due to its truncated season, no D grade Medal was awarded this season.

2017/18 CRICKETER OF THE YEAR (TO ROUND 14)

Rank	Player Name	Games	Runs	Wkts	Cat.	St.	R/O	F/V	Prac	Total
1	BRUSNAHAN Dale	12	292	336	240	0	30	120	74	1092
2	HARRIS Glenn	14	693	56	100	0	20	60	0	929
3	CONLEY Andrew	13	604	0	80	0	0	10	134	828
4	PANSINI Angelo	14	265	168	100	0	0	40	142	715
5	BALYM Anton	14	281	0	160	180	0	0	52	673
6	TONKIN Braedon	12	16	294	120	0	10	40	114	594
7	CORNELISSEN Jack	12	87	196	160	0	0	110	8	561
8	MARSHALL Ashley	13	170	196	60	0	0	0	134	560
9	FERGUSON Haimish	14	324	42	140	0	0	30	4	540
10	FERGUSON Lachlan	14	275	84	80	0	0	30	40	509
11	BRYSON Brett	13	123	182	100	0	10	0	82	497
12	MONAGHAN Scott	14	127	210	20	0	0	0	138	495
13	CLARIDGE Daniel	14	87	140	160	0	40	60	8	495
14	PANSINI Brayden	12	38	140	40	0	0	100	154	472
15	WILLIAMS Rowan	12	46	252	100	0	0	10	62	470
16	SPANTON Troy	13	137	28	80	0	10	20	194	469
17	MAHONEY David	13	269	0	60	0	10	80	40	459
18	BURROWS Mark	12	73	140	100	0	0	20	80	413
19	GIBBIE Dom	13	277	0	60	0	0	0	66	403
20	CONROY Jason	14	51	196	100	0	0	40	8	395
21	TEMBY Paul	14	236	28	80	0	0	30	16	390
22	HUGHES Peter	14	235	0	40	0	0	0	96	371
23	CRAIGIE Tyson	13	69	70	120	0	0	30	52	341
24	MASON Steve	14	29	210	40	0	0	20	40	339
25	SMITH Tim	11	140	28	120	0	20	10	12	330
26	SCOTT Ron	10	97	154	40	0	0	30	0	321
27	PALMER Dave	14	108	0	60	0	10	50	74	302
28	MONAHAN Phil	13	187	14	20	0	0	10	62	293
29	MARKS Greg	9	16	0	140	80	30	0	0	266
30	GREEN Anthony	10	49	112	40	0	10	20	20	251
31	WILKIN Anthony	9	33	112	40	0	0	60	0	245
32	ARMAN Ben	7	10	56	80	0	0	50	40	236
33	CRAIGIE Grant	10	110	0	60	0	0	20	36	226
34	BROWNE Noel	4	34	98	60	0	0	10	8	210
35	WOODFIELD Andrew	9	3	84	20	0	0	0	58	165
36	TONKIN Andrew	10	51	0	80	0	0	0	28	159
37	MASON John	2	58	56	20	0	10	10	0	154
38	BROOKER Christian	3	114	0	0	0	0	10	24	148
39	SMITH John	5	5	14	0	0	0	0	128	147
40	CROUCH Jack	8	2	70	20	0	0	20	32	144
41	DEY Richard	7	48	0	40	0	0	10	38	136
42	CLYDESDALE Matt	2	38	56	40	0	0	0	0	134
43	GULATI Sandeep	3	2	84	20	0	0	0	0	106
44	JELBERT Curtis	1	14	14	40	0	0	20	0	88
45	JEYNES Steve	3	0	28	20	0	10	10	0	68
46	MARTIN Anthony	2	4	28	0	0	0	0	32	64
47	ARMAN Sam	3	2	14	0	0	0	10	32	58
48	TYNSKI Simon	5	17	0	40	0	0	0	0	57
49	WOODS Daniel	1	2	42	0	0	0	0	8	52
50	LIGHTFOOT Derek	1	16	14	0	0	0	20	0	50
51	BARRITT Henry	6	40	0	0	0	0	0	0	40
52	FONTAINE Fin	0	0	0	0	0	0	0	32	32
53	McEVOY Dennis	1	4	28	0	0	0	0	0	32
54	BATES Simon	3	11	0	20	0	0	0	0	31
55	STUART Dave	1	0	28	0	0	0	0	0	28
56	DENIET Josh	1	0	28	0	0	0	0	0	28
57	MATTHEWS Jacob	2	0	0	0	0	0	10	16	26
58	LIPSETT Wes	1	0	0	20	0	0	0	0	20
59	BODEN Nick	2	4	0	0	0	0	0	16	20
60	FONTAINE Gavin	2	1	0	0	0	0	0	16	17
61	FULLER Paul	2	0	0	0	0	0	0	16	16
62	CANDLETT Shane	1	0	14	0	0	0	0	0	14
63	SCHULTZ Kristian	2	3	0	0	0	0	0	8	11
64	CONROY Dillon	0	0	0	0	0	0	10	0	10
65	DAVIDSON Phil	0	0	0	0	0	0	0	8	8
66	BELSAK Andrew	1	3	0	0	0	0	0	0	3
67	BORLAND Daniel	1	1	0	0	0	0	0	0	1
68	BROWN Jason	1	0	0	0	0	0	0	0	0
69	DESHPANDE Niranjana	1	0	0	0	0	0	0	0	0
70	REVELL Glen	1	0	0	0	0	0	0	0	0

2017/18 A.S.C.A. PREMIERSHIP LADDERS

ADELAIDE AND SUBURBAN CRICKET ASSOCIATION – SECTION 1 – 2017/18

Rank	Team	P	W2	W1	D	L1	L2	Wkts Lost	Runs For	Wkts Taken	Runs Agnst	Points	Quotient
1	Plympton Footballers	14	0	10	1	3	0	103	2319	118	1945	66	1.3659
2	Coromandel Ramblers	14	1	6	2	5	0	91	1875	107	1860	58	1.1853
3	Port Noarlunga	14	0	7	3	4	0	95	2315	108	2137	55	1.2315
4	Western Youth Centre	14	0	7	1	6	0	102	2482	115	2532	51	1.1052
5	Keswick	14	0	6	2	5	1	116	1852	93	1951	47	0.7610
6	Cove	14	0	5	2	6	1	108	2198	105	2454	42	0.8708
7	Sheidow Park	14	0	4	2	8	0	119	2037	98	2140	38	0.7839
8	North Haven	14	1	2	1	10	0	120	2293	110	2352	36	0.8937

Semi Finals 17 & 18 March 2018

def **Coro Ramblers** 1/77 J Ferris 67*
 Port Noarlunga 70 J Carroll 28 K Smith 4/17 F King 4/18 B Kanck 2/17 @ Hawthorndene Oval

def **Plympton Foot.** 8/190 A McCrea 50 J McCann 32 RD Moore 28 B Middlin 27 TM Grove 3/33
 Western Youth 187 D Muralitharan 69 B Johansen 31 B Pomeroy 3/8 B Middlin 3/25 @ Plympton Oval

Grand Final 24 & 25 March 2018

Plympton Foot. 39 K Smith 5/18 J Ferris 4/9
 def by **Coro Ramblers** 5/149 J Ferris 35 B Middlin 2/33 @ Plympton Oval

ADELAIDE AND SUBURBAN CRICKET ASSOCIATION – SECTION 2 – 2016/17

Rank	Team	P	W2	W1	D	L1	L2	Wkts Lost	Runs For	Wkts Taken	Runs Agnst	Points	Quotient
1	Morphettville Park	14	0	12	1	1	0	83	2243	122	1774	76	1.8585
2	Coromandel	14	0	10	1	3	0	103	2022	115	1658	66	1.3616
3	ICC Sharks	14	0	9	1	4	0	103	2248	120	1761	61	1.4872
4	Belair	14	1	4	1	8	0	105	2240	129	2191	46	1.2560
5	Warradale	14	1	5	1	7	0	122	2041	89	2334	46	0.6379
6	Glenelg ANA	14	0	5	1	7	1	106	1878	94	2198	45	0.7577
7	Happy Valley	14	0	5	1	7	1	123	1797	122	1895	40	0.9406
8	Mitchell Park	14	0	0	1	13	0	123	1789	77	2447	16	0.4577

Semi Finals 17 & 18 March 2018

def by Coromandel 148 B Moore 42 GK Bruce 38 T Riddle 5/29 C Russo 3/50 A Lock 2/32
ICC Sharks 7/149 M Ledgard 47 C Lock 32 AD Sampson 29 J Zadow 4/37 @ Hewett Sports Ground

def **Morphettville Pk** 9/121 B Rooke 35* K Brokensha 25 M Tansell 4/45 L Debrowski 3/25
 Belair 119 D Wegener 52 B Rooke 6/48 AJ Fishwick 2/48 @ Denham Reserve

Grand Final 24 & 25 March 2018

Morphettville Pk 113 T Riddle 4/33 R Foster 2/13 A Broadbent 2/21
 def by **ICC Sharks** 5/235 M Ledgard 81 C Russo 62 D Sampson 58 AJ Fishwick 3/44 @ Denham Reserve

ADELAIDE AND SUBURBAN CRICKET ASSOCIATION – SECTION 3 – 2017/18

Rank	Team	P	W2	W1	D	L1	L2	Wkts Lost	Runs For	Wkts Taken	Runs Agnst	Points	Quotient
1	Morphettville Park II	14	1	9	2	2	0	100	2092	123	1666	73	1.5445
2	Coromandel Ramblers II	14	0	9	1	4	0	91	1776	128	1948	61	1.2824
3	Keswick II	14	0	9	1	4	0	111	1950	110	1802	61	1.0724
4	Southern	14	0	7	2	5	0	97	1941	110	1691	53	1.3017
5	North Haven II	14	0	6	1	6	1	114	1996	109	1981	45	0.9634
6	ICC Sharks II	14	0	5	1	8	0	119	1882	101	1903	41	0.8394
7	South Road	14	0	4	2	8	0	112	1900	108	2128	38	0.8610
8	Happy Valley II	14	0	0	2	12	0	135	1791	90	2209	18	0.5405

Semi Finals 17 & 18 March 2018

def by Coromandel II 173 J Benson 42 C Germein 40* D Benson 30 C Coretti 3/50 M Lewis 2/36
Keswick II 7/253 R Ormsby 85 W Worthington 64 C Jeffery 58 S Davenport 2/45 J Calderbank 2/66 @ Weymouth Oval

def by Morphettville Pk II 106 D Monro 48* N Swincer 5/41 J James 4/11
Southern 5/110 N Swincer 41 G Jones 29* V Forbes 2/17 @ Seaview High School

Grand Final 24 & 25 March 2018

def **Keswick II** 9/218 C Jeffery 54 S Verco 38 M Lewis 33* WD Matthews 26 N Swincer 3/39 J James 3/52
 Southern 182 J Hester 81 G Jones 38 S Ats 3/25 @ Blackwood High School

ADELAIDE AND SUBURBAN CRICKET ASSOCIATION – SECTION 4 – 2017/18

Rank	Team	P	W2	W1	D	L1	L2	Wkts Lost	Runs For	Wkts Taken	Runs Agnst	Points	Quotient
1	Western Youth Centre II	14	2	10	1	1	0	95	2704	144	2141	86	1.9144
2	Fitzroy	14	0	9	1	4	0	95	1964	128	1923	61	1.3761
3	Kenilworth	14	0	7	1	6	0	106	2183	115	2143	51	1.1052
4	Sheidow Park II	14	1	5	1	7	0	121	1984	112	2073	51	0.8859
5	Plympton Footballers II	14	0	6	1	7	0	105	1972	115	1990	46	1.0853
6	Coromandel II	14	0	5	1	8	0	119	1831	105	1812	40	0.8916
7	Warradale II	14	0	5	1	6	2	129	1841	102	1939	39	0.7507
8	South Road II	14	0	2	1	10	1	138	2054	87	2512	25	0.5155

Semi Finals

17 & 18 March 2018

Western Youth II 172 V Kumar 53 G Brine 41 G Sherlock 29 PM Clements 4/52 R Weeks 3/27
 def by **Sheidow Park II** 7/176 KJ Durrheim 37 D Magin 30* N Browne 28 T Mitchell 27 SR Foster-Borg 2/25
 @ Western Youth Centre

Fitzroy 153 DM Palmer 58 A Mehta 3/19 TR Shearer 3/42 J Pagsanjan 2/27 T Horsnell 2/37
 def Kenilworth 100 A Walker 36 M Roberts 3/19 DM Palmer 2/6 A Pigliacelli 2/18 A Burgess 2/32
 @ Sam Johnson Sportsground

Grand Final

24 & 25 March 2018

Fitzroy 6/109 JD Beveridge 45* PJ Skeer 26 D Magin 2/26
 def Sheidow Park II 108 DM Palmer 2/11 M Roberts 2/14 A Pigliacelli 2/21 JD Beveridge 2/21
 @ Sam Johnson Sportsground

ADELAIDE AND SUBURBAN CRICKET ASSOCIATION – SECTION 5 – 2017/18

Rank	Team	P	Bye	W2	W1	D	L1	L2	Wkts Lost	Runs For	Wkts Taken	Runs Agnst	Points	Quotient
1	Morphett Vale	13	1	1	10	1	1	0	91	1707	130	1398	81	1.7443
2	St George	13	1	1	9	1	2	0	57	1562	121	1263	76	2.6254
3	Belair II	13	1	1	5	1	6	0	95	1869	110	1644	55	1.3164
4	Mitchell Park II	14	0	0	7	2	5	0	98	2086	113	1937	53	1.2418
5	Port Noarlunga II	13	1	0	4	2	7	0	100	1841	95	1945	43	0.8992
6	Morphettville Park III	13	1	0	3	1	8	1	121	1736	81	1849	35	0.6285
7	North Haven III	13	1	0	3	1	8	1	118	1411	78	1901	35	0.4906
8	Happy Valley III	8	0	0	1	1	5	1	85	765	37	1040	14	0.3202

Semi Finals

17 & 18 March 2018

St George 5/145 M Haydon 47* J Walker 41
 def Belair II 137 J Wright 45 J Sutton-Smith 30 K Winning 3/3 J Walker 2/12 M Broomhead 2/53
 @ Urrbrae High School

Morphett Vale 8/288 Z Robertson 99 MJ Bartlett 80 D Morrison 31 R Quintel 4/66 M Abbott 2/45
 def Mitchell Park II 125 M Rankin 28 R Lindsay 3/4 Z Robertson 3/32
 @ Morphett Vale Sports Club

Grand Final

24 & 25 March 2018

Morphett Vale 7/156 R Sunder-Das 73 D Morrison 27 M Broomhead 3/26 J Walker 2/18 K Winning 2/22
 def St George 101 J Walker 26 M Lawrence 3/25 D Morrison 3/29 Z Robertson 2/4 R Lindsay 2/23
 @ Hackham Sports Club

ADELAIDE AND SUBURBAN CRICKET ASSOCIATION – SECTION 6 – 2017/18

Rank	Team	P	W2	W1	D	L1	L2	Wkts Lost	Runs For	Wkts Taken	Runs Agnst	Points	Quotient
1	Keswick III	14	1	9	1	3	0	77	2041	111	2114	71	1.3918
2	Cove II	14	1	8	1	4	0	86	1990	117	1673	66	1.6182
3	Plympton Footballers III	14	1	7	1	5	0	105	2401	109	1687	61	1.4775
4	Coromandel Ramblers III	14	1	6	1	6	0	92	2209	124	2067	56	1.4404
5	Western Youth Centre III	14	1	6	1	6	0	97	2262	101	2336	55	1.0083
6	Warradale III	14	0	6	1	7	0	105	2257	95	2139	46	0.9547
7	Mitchell Park III	14	0	5	1	8	0	97	1895	106	2268	41	0.9131
8	South Road III	14	0	0	1	8	5	157	1248	53	2019	11	0.2087

Semi Finals

17 & 18 March 2018

Keswick III 185 D Ridings 46 K Mohammed 32 E Nachazel 3/26 C Buersch 3/35 T Donnelly 3/41
 def by **Coro Ramblers III** 9/198 G Handke 61 D Keese 30 NP Matthews 4/75
 @ Seaview Downs Primary

Cove II 119 L Norman 4/26 A Foote 3/12 AG Brigmanis 2/35
 def by **Plympton Foot. III** 9/123 N Tredwell 31 P Greener 3/19 E Hammond 2/13
 @ Cove Sports Club

Grand Final

24 & 25 March 2018

Plympton Foot. III 1/73 J Fiebig 33*
 def Coro Ramblers III 66 L Norman 6/22
 @ Marion Primary School

ADELAIDE AND SUBURBAN CRICKET ASSOCIATION – SECTION 7 – 2017/18

Rank	Team	P	Bye	W2	W1	D	L1	L2	Wkts Lost	Runs For	Wkts Taken	Runs Agnst	Points	Quotient
1	North Haven IV	12	2	0	9	1	2	0	74	1868	92	1656	71	1.4024
2	Kenilworth II	12	2	0	7	1	4	0	93	2097	90	2019	61	1.0051
3	Sheidow Park III	13	1	0	7	1	5	0	114	2045	113	2082	56	0.9736
4	St George II	12	2	0	6	1	5	0	91	1682	80	1789	56	0.8265
5	South Park	12	2	0	5	0	7	0	91	2193	102	2440	49	1.0074
6	Glenelg ANA II	13	1	0	6	1	6	0	68	1576	87	1311	48	1.5380
7	ICC Sharks III	13	1	0	5	1	7	0	98	2250	101	2365	46	0.9805
8	Plympton Footballers IV	13	1	0	5	1	7	0	107	2353	83	2240	46	0.8148
9	Cove III	12	2	0	2	1	9	0	90	1861	78	2023	36	0.7973

Semi Finals

17 & 18 March 2018

	Kenilworth II	83	MI Wazeer 52	A Harris 4/13	T Harris 3/27	N Cerche 2/21	
		& 5/144	MI Wazeer 57	SO Jamion 31	F Ahmed 31	C Matz 2/9	C Nesbitt 2/25
def	Sheidow Park III	74	CT Cooper 4/20	MI Wazeer 4/26			@ Kenilworth Oval 2
	North Haven IV	102	SA Hollitt 27				
def	St George II	57	T Martin 5/6	J Martin 3/13	S Woolman 2/1		@ Largs North Reserve

Grand Final

24 & 25 March 2018

	North Haven IV	240	SA Hollitt 124	D Burrigide 43	MI Wazeer 5/53	U Mashoor 2/46	CT Cooper 2/71
def	Kenilworth II	9/87	T Martin 2/11	J Watts 2/33			@ Largs North Reserve

ADELAIDE AND SUBURBAN CRICKET ASSOCIATION – SECTION 8 – 2017/18

Rank	Team	P	Bye	W2	W1	D	L1	L2	Wkts Lost	Runs For	Wkts Taken	Runs Agnst	Points	Quotient
1	Coromandel III	13	1	2	8	2	1	0	54	1620	106	1471	83	2.1618
2	Morphettville Park IV	13	1	1	9	2	1	0	54	2048	96	1362	78	2.6732
3	Southern II	14	0	0	11	0	3	0	87	1610	104	1526	69	1.2612
4	Fitzroy II	13	1	1	4	1	7	0	92	1709	54	1511	51	0.6639
5	Morphett Vale II	13	1	0	6	1	5	1	101	1721	109	1854	50	1.0018
6	Coromandel Ramblers IV	14	0	0	6	1	7	0	80	1765	92	1759	45	1.1539
7	Port Noarlunga III	13	1	1	3	1	7	1	106	1506	81	1619	45	0.7108
8	North Haven V	14	0	0	5	1	6	2	117	1738	77	2070	39	0.5526
9	Happy Valley IV	13	1	0	1	1	10	1	82	997	47	1527	20	0.3742
10	Warradale IV	8	0	0	1	0	7	0	14	508	21	523	8	1.4570

Semi Finals

17 & 18 March 2018

	Coromandel III	9/163	C Wright 50	SA Myers 42	D Blowes 3/33	M Joughin 2/42	MG Olesnick 2/47
def by	Fitzroy II	6/168	D Blowes 56*	PJ Skeer 25	C Leschke 2/42		@ Blackwood Hill Oval
	Morphettville Pk IV	131	AS Elbourn 58	L Charles 6/31	A Hutchesson 3/20		
def by	Southern II	7/132	J Gurd 41	J Benson 27	G George 3/26	M Barnett 2/24	@ Mitchell Park Reserve

Grand Final

24 & 25 March 2018

	Southern II	175	C McEwen 51*	J Gurd 33	MG Olesnick 3/23	M Joughin 3/26	A Kaselouris 2/29
def	Fitzroy II	49	S Thiele 3/2	A Hutchesson 3/14	C McEwen 3/16		@ Serpentine Reserve

ADELAIDE AND SUBURBAN CRICKET ASSOCIATION – SECTION 9 – 2017/18

Rank	Team	P	W2	W1	D	L1	L2	Wkts Lost	Runs For	Wkts Taken	Runs Agnst	Points	Quotient
1	Port Noarlunga IV	14	1	10	1	1	1	79	2401	111	2082	75	1.6203
2	Kenilworth III	14	2	7	1	4	0	97	2362	139	2019	70	1.6764
3	Sheidow Park IV	14	2	6	1	5	0	101	2269	122	1821	61	1.5051
4	Plympton Footballers V	14	2	5	1	5	1	110	2814	124	2105	59	1.5070
5	Mitchell Park IV	14	0	5	1	7	1	110	1670	83	1995	40	0.6316
6	South Road IV	14	0	1	2	7	4	138	778	56	2272	21	0.1390
7	Keswick IV	3	0	0	0	3	0	0	0	0	0	0	0.0000
8	Western Youth Centre IV	3	0	0	1	2	0	0	0	0	0	0	0.0000

Semi Finals

17 & 18 March 2018

	Kenilworth III	112	A Stanikzai 33*	W Bridgeman 5/11	A Richards 2/35	PK Patel 2/39	
		& 3/154	A Ahadi 86*	A Rusk 2/38			
def	Sheidow Park IV	45	A Ahadi 6/7	R Agha 2/6			@ Kenilworth Oval 1
	Port Noarlunga IV	155	D Kennedy 34	S Woods 31	J Vanderhaak 3/27	B Kennewell 2/21	T Jenkin 2/23
def	Plympton Foot. V	116	D Kennedy 6/31	R Jackson 4/32			@ Port Noarlunga Sports Club

Grand Final

24 & 25 March 2018

	Port Noarlunga IV	8/147	S Woods 48	C Smith 26	A Stanikzai 4/36	A Ahadi 2/10	
def	Kenilworth III	0/156	A Ahadi 94*	I Ahmad 42*	ON DISQUALIFICATION/FORFEIT		
							@ Port Noarlunga Sports Club

ADELAIDE AND SUBURBAN CRICKET ASSOCIATION –T20 KNOCK-OUT – 2017/18

Round 1 28-Nov-17	Morphett Vale	3-149 (20ov)	B Tonkin 4ov 0/26, M Burrows 3ov 1/13, L Ferguson 4ov 1/26, S Monaghan 3ov 0/31, A Marshall 2ov 0/24, J Cornelissen 4ov 1/19.	LOST
@ Morphett Vale	Warradale	10-99 (18ov)	A Balym 10, H Ferguson 7, L Ferguson 1, P Temby 12, S Monaghan 1, A Pansini 17, M Burrows 11, A Marshall 9, J Cornelissen 11*, D Claridge 0, B Tonkin 12	

2017/18 A GRADE MATCH RESULTS (DIVISION 2)

	Warradale	Opposition Team	Opposition Score	Ground	Warradale Result
Round 1	7-119	ICC SHARKS	* 10-116	Mawson/Mary	WON 1st Innings
Round 2	* 10-134	MORPHETTVILLE P	1-137	Mawson/Mary	LOST 1st Innings
Round 3	* 10-137 & 1-36	COROMANDEL	10-212	AWAY Ground	LOST 1st Innings
Round 4	9A-184	BELAIR	* 6-314	Mawson/Mary	LOST 1st Innings
Round 5	* 10-120	HAPPY VALLEY	9A-109	AWAY Ground	WON 1st Innings
Round 6	10-86	GLENELG ANA	* 3-130	AWAY Ground	LOST 1st Innings
Round 7	* 8-320	MITCHELL PARK	6-227	Mawson/Mary	WON 1st Innings
Round 8		HAPPY VALLEY		Mawson/Mary	DRAW
Round 9	* 8-171	BELAIR	9A-165	AWAY Ground	WON 1st Innings
Round 10	* 10-93	COROMANDEL	4-94	Mawson/Mary	LOST 1st Innings
Round 11	10-120	MORPHETTVILLE P	* 6-194	AWAY Ground	LOST 1st Innings
Round 12	10-111	ICC SHARKS	* 6-239	AWAY Ground	LOST 1st Innings
Round 13	10-116 & 5-154	GLENELG ANA	* 10-172 & 1d-97	Mawson/Mary	WON Outright -Lost 1stI
Round 14	4-129	MITCHELL PARK	* 9-126	AWAY Ground	WON 1st Innings
Totals	122 for 2030 off 525 overs Runs/Wkt:16.64 Runs/Ovr:3.87		90 for 2332 off 615 overs Runs/Wkt:25.91 Runs/Ovr:3.79		Won 6 Lost 7 Drw/Tie 1

2017/18 B GRADE MATCH RESULTS (DIVISION 4)

	Warradale	Opposition Team	Opposition Score	Ground	Warradale Result
Round 1	10-118	WESTERN YOUTH C	* 8-208	AWAY Ground	LOST 1st Innings
Round 2	* 10-67	PLYMPTON FOOTBA	4-68	AWAY Ground	LOST 1st Innings
Round 3	7-114	COROMANDEL	* 10-112	Mawson/Mary	WON 1st Innings
Round 4	* 9A-129 & 4-85	KENILWORTH	10-185	AWAY Ground	LOST 1st Innings
Round 5	* 10-162	FITZROY	5-242	Mawson/Mary	LOST 1st Innings
Round 6	* 3-153	SHEIDOW PARK	10-106	Mawson/Mary	WON 1st Innings
Round 7	3-152	SOUTH ROAD	* 10-146	AWAY Ground	WON 1st Innings
Round 8		FITZROY		AWAY Ground	DRAW
Round 9	8-110	KENILWORTH	* 9A-109	Mawson/Mary	WON 1st Innings
Round 10	* 10-42	COROMANDEL	1-43	AWAY Ground	LOST 1st Innings
Round 11	10-111	PLYMPTON FOOTBA	* 10-142	Mawson/Mary	LOST 1st Innings
Round 12	* 10-142 & 10-70	WESTERN YOUTH C	8d-206 & 0-8	Mawson/Mary	LOST Outright
Round 13	10-59 & 10-100	SHEIDOW PARK	* 7d-210	AWAY Ground	LOST Outright
Round 14	* 5-223	SOUTH ROAD	10-154	Mawson/Mary	WON 1st Innings
Totals	129 for 1837 off 613 overs Runs/Wkt:14.24 Runs/Ovr:3.00		102 for 1939 off 435 overs Runs/Wkt:19.01 Runs/Ovr:4.46		Won 5 Lost 8 Drw/Tie 1

2017/18 C GRADE MATCH RESULTS (DIVISION 6)

	Warradale	Opposition Team	Opposition Score	Ground	Warradale Result
Round 1	* 6-141	MITCHELL PARK	10-126	AWAY Ground	WON 1st Innings
Round 2	3-83	SOUTH ROAD	* 8-77	AWAY Ground	WON 1st Innings
Round 3	* 6-329	WESTERN YOUTH C	10-162	Brighton	WON 1st Innings
Round 4	10-141 & 4-221	COROMANDEL RAMB	* 9-280	AWAY Ground	LOST 1st Innings
Round 5	* 10-92	COVE	1-105	Brighton	LOST 1st Innings
Round 6	* 9-164	KESWICK	3-169	Brighton	LOST 1st Innings
Round 7	10-197	PLYMPTON FOOTBA	* 9-253	AWAY Ground	LOST 1st Innings
Round 8		COVE		AWAY Ground	DRAW
Round 9	* 9-134	COROMANDEL RAMB	8-133	Brighton	WON 1st Innings
Round 10	* 6-231	WESTERN YOUTH C	6-232	AWAY Ground	LOST 1st Innings
Round 11	3-79	SOUTH ROAD	* 9A-77	Brighton	WON 1st Innings
Round 12	* 10-113	MITCHELL PARK	5-118	Brighton	LOST 1st Innings
Round 13	* 10-183	KESWICK	8-256	AWAY Ground	LOST 1st Innings
Round 14	8-146	PLYMPTON FOOTBA	* 8-145	Brighton	WON 1st Innings
Totals	104 for 2254 off 546 overs Runs/Wkt:21.67 Runs/Ovr:4.13		94 for 2133 off 539 overs Runs/Wkt:22.69 Runs/Ovr:3.96		Won 6 Lost 7 Drw/Tie 1

2017/18 D GRADE MATCH RESULTS (DIVISION 8)

	Warradale	Opposition Team	Opposition Score	Ground	Warradale Result
Round 1	* 6-172	COROMANDEL	3-173	Brighton	LOST 1st Innings
Round 2	* 3-203	MORPHETT VALE	6-204	Brighton	LOST 1st Innings
Round 3		NORTH HAVEN		AWAY Ground	LOST by Forfeit
Round 4	5d-133	PORT NOARLUNGA	* 10-55 & 2-91	Brighton	WON 1st Innings
Round 5		COROMANDEL RAMB		AWAY Ground	LOST by Forfeit
Round 6		MORPHETTVILLE P		AWAY Ground	LOST by Forfeit
Round 7		FITZROY		Brighton	LOST by Forfeit
Round 8		SOUTHERN		Brighton	LOST by Forfeit
Totals	14 for 508 off 121 overs Runs/Wkt:36.29 Runs/Ovr:4.20		21 for 523 off 124 overs Runs/Wkt:24.90 Runs/Ovr:4.23		Won 1 Lost 7 Drw/Tie 0

* is side batting first

PRESIDENT'S REPORT - 2017/18

Annnnd Cut!!! That's a wrap folks.

Firstly, I would like to say a big thank you to all the players, supporters, wives and girlfriends that played a part this season and what has no doubt been one of the most challenging seasons in my 5 years as club president.

A big shout out to the committee members who have again gone beyond the call of duty and generously given their time in organising events and general administrative assistance this year – I won't name everyone, but I would like to give special mentions to

- David Palmer for stepping up when needed to fill the role as B Grade Captain
- Karen Pansini (and her little helpers, Inc Angelo) for taking care of BBQ duties, raffle tickets and general help – greatly appreciated
- Phil Monahan and all the Captains – Selection nights have been far from easy this season
- All the players – it's been a tough year and for those that have played in teams/grades where generally not normal, you have answered the call with great dignity when the club needed you to step up – thanks a bunch

Whilst on the surface, it would be quite easy to say WCC had a disappointing year on field – I disagree

Overall, from last season, there has been around 23 players that for one reason or another have been unavailable to play regular games over the 2017-18 season – Most of whom were players that played in either our A or B Grade teams. Any way you look at this, it's a massive hole to fill, especially when considering 3 of our 4 teams were moving up a grade this year - I think overall, we stuck to our guns and remained competitive for most of the year – Some people rose to the challenge magnificently in doing so and this is where we have grown this past year.

Massive congrats to our new A Grade Captain this year in Scotty Monaghan and all those that chipped in and played a part in the A Grade this year – A revolving squad, up into Sec 2 and to finish the season on equal points 4th was a wonderful effort – very nearly snuck into the finals.

Off field, we have had another solid year – Sponsorship Officer, Ange Pansini has done a great job yet again, this year in developing new associations with the club and businesses across Adelaide in securing new sponsors. This with the added support from our already long-term partners has been fantastic.

Thanks to the crew at The Marion RSL – I think this has been a great move over the last few years and only seems to be getting better – however the number of people getting to the club after games for presentation overall has been sliding and I dare say, poor overall – Few new ideas getting floated for next season to improve this area and looking forward to getting the social scene of WCC back to where it once was. That said, the 50Club Barefoot Bowls Day and Quiz Night were well received and a financial success for the club – great work by Jay Conroy and Vicki Deniet in getting these happening.

In closing, I would like to thank everyone that has participated in what has been an enjoyable year and in particular wonderful 5 years as club president. It's been an honour and privilege to be sitting in this role and I hope I have left the club in a stronger, better position than when I started



Special mentions over my time at the helm to Jay, Phil, Dom, Tonks, Tracy, Vicki, Angelo, Brett B, Shoe, Smithy, Bung, Win, Sarge 'n' Tina, Craigie & Tracy, all the skippers and of course all the players.

Last but definitely no least, big thanks to my gorgeous wife and family for putting up with all my crap over this time – couldn't have done it without her, she loves the club as much as I do which made it easy in the end 😊

So in the famous words of Jeff Fenech – "I luvs yous all"

Cheers and long live Wazz

Anthony Green
WCC President

A GRADE CAPTAIN'S REPORT

Well, what a year in the A grade this year, 2017/2018 saw us get promoted to Division 2, following our 2016/2017 Premiership season. With the early exit of our Premiership captain Josh Deniet to pursue district cricket, I thought it would be a great opportunity to step up and take on the responsibility of captaining our A grade.

Like most years, players come and go, and in the A's this year we had 5 players from our premiership team not playing in the 2017/2018 season due to injuries and other commitments. So from the get go I was searching for players to step up and fill the shoes of a few key players that we had lost. It took until the back half of the season to get somewhat of a settled team. An outstanding job to all those who stepped up and gave their all, and wanted to make a difference.

The season for us was very up and down. When we were playing good cricket, I thought we could beat anyone in our division that we came up against, but unfortunately we didn't play enough of that good cricket. Anton summed up our season - which has stuck in my head and I totally agree with him - in that the games we lost, we lost them ourselves and we weren't beaten by the better team.

We ended up winning 6 of our 13 games played, with one game being a draw due to the heat rule, which landed us on 46 points and finishing 5th, just missing out on playing finals by percentage.

Overall while it is disappointing not to play finals cricket this year, I still feel we have the right mix of players to take this club back to playing finals cricket. It was an absolute honour to captain such a great bunch of lads - all of you guys made my job easier.

Some outstanding performances

Haimish "Duck" Ferguson with another pile of runs to add to his name, takes home the batting trophy with 324 runs @ 21.6 (Can hit a ball) - more big things to come from you mate.

Braedon "Chip" Tonkin stepped up big time this year in his first full A grade season with 20 wickets @ 18.2 (and he missed 3 games), takes home our bowling trophy. Chip also picked up his first 5 wicket haul for the club. Well done mate, BIG things to come from you now.

Captain's Trophy Award

In the end this award was a fairly easy one for me to hand out. I asked this guy to come out of his early retirement and help me in my first year as captain. He was always there to help and teach me, and to try and lead me in the right direction, and I can't thank him enough for that, and that's why the captain's trophy goes to Anton Balym. Cheers mate.



- Special thanks to the committee for giving me a shot at the captaincy this year.
- Thanks to Phil Monahan for his hard work at the selection table - it was a hard year with numbers.
- Thanks to everyone that has come out and supported us and helped out on game day - much appreciated.
- Thanks also to my beautiful wife Emma for allowing me to take on the extra role this year.

REMEMBER WHAT ARE SATURDAYS FOR LADS?.....
SATURDAYS ARE FOR THE BOYS

Scott Monaghan
A Grade Captain

2017/18 BATTING STATISTICS IN A GRADE

Player Name	Ga	Batting Inn	NO	Runs	Ave	Innings Hi	Scores 100 50 30 0	Pshps 100 50	% Tm	% Cr	Score 6's 4's 1's	Strokes 1's	Fld Ct	W'keeping Ct St Bye Gam
FERGUSON Haimish	14	15	-	324	21.6	95	- 1 1 2	1 1	16	56	6 38	63	7	- - 1 1
BALYM Anton	14	12	1	281	25.5	76	- 3 1 2	2 1	14	42	3 29	88	-	8 9 35 12
FERGUSON Lachlan	14	15	3	275	22.9	65*	- 1 2 1	- 2	14	64	4 34	53	4	- - - -
MAHONEY David	13	14	1	269	20.7	68	- 1 2 1	2 2	14	38	- 26	85	3	- - 4 1
TEMBY Paul	14	14	-	236	16.9	62	- 1 2 4	1	12	61	10 23	43	4	- - - -
MONAGHAN Scott	14	14	3	127	11.5	21	- - - 1	-	6	30	- 13	51	1	- - - -
BROOKER Christian	3	3	-	114	38.0	53	- 2 - -	- 1	34	62	- 18	17	-	- - - -
BURROWS Mark	12	11	3	73	9.1	15	- - - 1	-	4	60	3 6	15	5	- - - -
PALMER Dave	6	6	1	70	14.0	38	- - 1 1	- 1	7	41	- 8	15	-	- - - -
WILLIAMS Rowan	12	9	2	46	6.6	18*	- - - 4	-	2	49	1 5	5	5	- - - -
SPANTON Troy	5	4	-	29	7.3	15	- - - 1	-	5	22	- 1	13	2	- - - -
MARSHALL Ashley	3	2	1	24	24.0	13*	- - - -	-	5	44	- 3	7	1	- - - -
TONKIN Braedon	11	5	2	16	5.3	12*	- - - 2	-	1	89	1 1	-	5	- - - -
CORNELISSEN Jack	6	4	1	16	5.3	8*	- - - 1	-	2	84	1 1	4	2	- - - -
MASON Steve	5	4	1	6	2.0	4	- - - 2	-	1	20	- -	4	-	- - - -
BRUSNAHAN Dale	1	1	-	4	4.0	4	- - - -	-	3	67	- -	4	1	- - - -
BODEN Nick	2	2	-	4	2.0	4	- - - 1	-	1	27	- -	4	-	- - - -
BELSAK Andrew	1	1	-	3	3.0	3	- - - -	-	3	25	- -	1	-	- - - -
SCHULTZ Kristian	2	2	-	3	1.5	2	- - - -	-	1	20	- -	1	-	- - - -
MARTIN Anthony	1	1	1	0	-	0*	- - - -	-	0	-	- -	-	-	- - - -
DENIET Josh	1	-	-	0	-	-	- - - -	-	0	-	- -	-	-	- - - -
ARMAN Ben	1	-	-	0	-	-	- - - -	-	0	-	- -	-	-	- - - -
MATTHEWS Jacob	1	-	-	0	-	-	- - - -	-	0	-	- -	-	-	- - - -
GREEN Anthony	2	-	-	0	-	-	- - - -	-	0	-	- -	-	-	- - - -
LIPSETT Wes	1	-	-	0	-	-	- - - -	-	0	-	- -	-	1	- - - -
GULATI Sandeep	1	-	-	0	-	-	- - - -	-	0	-	- -	-	-	- - - -
BROWN Jason	1	1	-	0	0.0	0	- - - 1	-	0	-	- -	-	-	- - - -
PANSINI Angelo	2	2	-	0	0.0	0	- - - 2	-	0	-	- -	-	-	- - - -

2017/18 BOWLING STATISTICS IN A GRADE

Player Name	Ga	Bowling Inn	Overs	Mdn	Runs	Wkt	Ave	Innings Best	Fig 5w 3w	% Tm	How Ct Bo Lb St	Out	Wkt/ InnB	Ball/ Wkt	Run/ Over
TONKIN Braedon	11	11	93.1	12	363	20	18.2	5/81	1 2	28	12 6 2 -	-	1.8	28.0	3.9
WILLIAMS Rowan	12	12	139	35	362	18	20.1	4/9	- 2	20	6 5 3 4	-	1.5	46.3	2.6
MONAGHAN Scott	14	13	69.5	6	290	15	19.3	5/22	1 1	17	12 1 1 1	1	1.2	27.9	4.2
BURROWS Mark	12	12	66.4	12	249	10	24.9	3/36	- 1	13	6 1 - 3	-	0.8	40.0	3.7
FERGUSON Lachlan	14	11	70	8	282	6	47.0	2/20	- -	7	5 1 - -	-	0.5	70.0	4.0
MASON Steve	5	5	33	4	107	5	21.4	2/18	- -	14	3 2 - -	-	1.0	39.6	3.2
CORNELISSEN Jack	6	4	26	3	103	4	25.8	3/27	- 1	11	2 1 1 -	-	1.0	39.0	4.0
FERGUSON Haimish	14	5	37	4	172	3	57.3	1/18	- -	3	3 - - -	-	0.6	74.0	4.6
DENIET Josh	1	1	11	-	51	2	25.5	2/51	- -	33	2 - - -	-	2.0	33.0	4.6
TEMBY Paul	14	5	24.5	2	94	2	47.0	1/22	- -	2	1 1 - -	-	0.4	74.5	3.8
GULATI Sandeep	1	1	5	1	13	1	13.0	1/13	- -	17	1 - - -	-	1.0	30.0	2.6
BRUSNAHAN Dale	1	1	6	-	16	1	16.0	1/16	- -	11	- - 1 -	-	1.0	36.0	2.7
PANSINI Angelo	2	1	5	1	19	1	19.0	1/19	- -	7	- - - 1	-	1.0	30.0	3.8
MARTIN Anthony	1	1	4	-	31	1	31.0	1/31	- -	17	1 - - -	-	1.0	24.0	7.8
MARSHALL Ashley	3	1	3	2	3	-	-	-	-	-	- - - -	-	0.0	0.0	1.0
SCHULTZ Kristian	2	1	3	-	17	-	-	-	-	-	- - - -	-	0.0	0.0	5.7
ARMAN Ben	1	1	4	1	17	-	-	-	-	-	- - - -	-	0.0	0.0	4.3
BALYM Anton	14	1	4	-	22	-	-	-	-	-	- - - -	-	0.0	0.0	5.5
GREEN Anthony	2	1	7	2	23	-	-	-	-	-	- - - -	-	0.0	0.0	3.3
MATTHEWS Jacob	1	1	3	-	29	-	-	-	-	-	- - - -	-	0.0	0.0	9.7

2017/18 RUNS FROM EACH BATTING POSITION IN A GRADE

Player Name	Gam	Opener	No.3	No.4	No.5	No.6	No.7	No.8	No.9	No.10	No.11
FERGUSON Haimish	14	324@ 22	-@ -	-@ -	-@ -	-@ -	-@ -	-@ -	-@ -	-@ -	-@ -
BALYM Anton	14	281@ 26	-@ -	-@ -	-@ -	-@ -	-@ -	-@ -	-@ -	-@ -	-@ -
FERGUSON Lachlan	14	64@ 32	18@ 18	41@ 21	26@ 13	113@ 113	3@ 2	4@ 4	6@ 6	-@ -	-@ -
MAHONEY David	13	8@ -	244@ 24	17@ 6	-@ -	-@ -	-@ -	-@ -	-@ -	-@ -	-@ -
TEMBY Paul	14	-@ -	-@ -	101@ 25	74@ 25	46@ 9	15@ 8	-@ -	-@ -	-@ -	-@ -
MONAGHAN Scott	14	-@ -	5@ 5	-@ -	43@ 11	56@ 14	15@ 8	8@ -	-@ -	-@ -	-@ -
BROOKER Christian	3	-@ -	103@ 52	11@ 11	-@ -	-@ -	-@ -	-@ -	-@ -	-@ -	-@ -

2017/18 MOST MINUTES PER INNINGS IN A GRADE (MIN. 3 INNINGS)

Rank	Player Name	Gam	All Inn	Times Inn	Total Minutes	Minutes per Inning	Runs per Minute
1	BROOKER Christian	3	3	3	175	58.33	0.651
2	BALYM Anton	14	12	12	660	55.00	0.426
3	MAHONEY David	13	14	14	600	42.86	0.448
4	SPANTON Troy	5	4	4	167	41.75	0.174
5	MONAGHAN Scott	14	14	14	578	41.29	0.220
6	FERGUSON Haimish	14	15	15	493	32.87	0.657

2017/18 MOST PARTNERSHIP RUNS IN A GRADE

Rank	Player Name	Gam	Total Pship Runs	Pship Runs per Inn	Best Pship	Pships of 100 50 30	Player Runs	% of P'ship
1	MAHONEY David	13	701	50.1	115	2 2 4	269	38.4
2	BALYM Anton	14	665	55.4	178	2 1 4	281	42.3
3	FERGUSON Haimish	14	580	38.7	178	1 1 6	324	55.9
4	FERGUSON Lachlan	14	428	28.5	70	- 2 6	275	64.3
5	MONAGHAN Scott	14	421	30.1	45	- - 4	127	30.2
6	TEMBY Paul	14	387	27.6	104	1 - 4	236	61.0
7	BROOKER Christian	3	184	61.3	56	- 1 2	114	62.0
8	PALMER Dave	6	169	28.2	70	- 1 2	70	41.4

2017/18 BEST PARTNERSHIPS IN A GRADE

Rank	Wkt	Runs	Player Names	GrDv	Opposition	Rnd Year
1	1st	178	FERGUSON Haimish 95 & BALYM Anton 76	A 2	MITCHELL PARK	7 2017/18
2	2nd	115	BALYM Anton 75 & MAHONEY David 68	A 2	BELAIR	4 2017/18
3	3rd	104	MAHONEY David 40 & TEMBY Paul 62	A 2	GLENELG ANA	13 2017/18

A GRADE MATCH REPORTS

2017/18 Division 2 Premiership Table

Rank	Team	P	W2	W1	D	L1	L2	Wkts Lost	Runs For	Wkts Taken	Runs Agnst	Points	Quotient
1	Morphettville Park	14	0	12	1	1	0	83	2243	122	1774	76	1.8585
2	Coromandel	14	0	10	1	3	0	103	2022	115	1658	66	1.3616
3	ICC Sharks	14	0	9	1	4	0	103	2248	120	1761	61	1.4872
4	Belair	14	1	4	1	8	0	105	2240	129	2191	46	1.2560
5	Warradale	14	1	5	1	7	0	122	2041	89	2334	46	0.6379
6	Glenelg ANA	14	0	5	1	7	1	106	1878	94	2198	45	0.7577
7	Happy Valley	14	0	5	1	7	1	123	1797	122	1895	40	0.9406
8	Mitchell Park	14	0	0	1	13	0	123	1789	77	2447	16	0.4577

Summary of A Grade Results

Round 1	WON 1st Innings	ICC SHARKS WARRADALE	10-116 7-119	B Tonkin 2/8; S Monaghan 5/22; M Burrows C3; H Ferguson 27; C Brooker 53;
Round 2	LOST 1st Innings	WARRADALE MORPHETTville PK	10-134 1-137	C Brooker 50; S Monaghan 21;
Round 3	LOST 1st Innings	WARRADALE COROMANDEL WARRADALE	10-137 10-212 1-36	L Ferguson 38; D Mahoney 27; L Ferguson 2/51; J Cornelissen 3/27; M Burrows 2/28; H Ferguson 24;
Round 4	LOST 1st Innings	BELAIR WARRADALE	6-314 9A-184	R Williams 3/69; A Baly 75; D Mahoney 68; P Temby 29;
Round 5	WON 1st Innings	WARRADALE HAPPY VALLEY	10-120 9A-109	H Ferguson 27; L Ferguson 29; R Williams 2/23; L Ferguson 2/20; S Monaghan 3/17;
Round 6	LOST 1st Innings	GLENELG ANA WARRADALE	3-130 10-86	D Mahoney 24;
Round 7	WON 1st Innings	WARRADALE MITCHELL PARK	8-320 6-227	A Baly 76; H Ferguson 95; L Ferguson 65*; D Palmer 38; M Burrows 3/36;
Round 8	DRAW	WARRADALE HAPPY VALLEY		Match Abandoned Due To Heat Rule
Round 9	WON 1st Innings	WARRADALE BELAIR	8-171 9A-165	A Baly 52; H Ferguson 43; D Mahoney 35; R Williams 2/34; B Tonkin 3/22; S Monaghan 2/27;
Round 10	LOST 1st Innings	WARRADALE COROMANDEL	10-93 4-94	A Baly 30; R Williams 2/31;
Round 11	LOST 1st Innings	MORPHETTville PK WARRADALE	6-194 10-120	B Tonkin 3/38; H Ferguson C3; H Ferguson 29; P Temby 43;
Round 12	LOST 1st Innings	ICC SHARKS WARRADALE	6-239 10-111	J Deniet 2/51; S Mason 2/46; D Mahoney 21; P Temby 45;
Round 13	WON Outright - Lost 1st	GLENELG ANA WARRADALE GLENELG ANA WARRADALE	10-172 10-116 1d-97 5-154	B Tonkin 5/81; M Burrows 2/20; H Ferguson 29; L Ferguson 26; D Mahoney 40; P Temby 62; L Ferguson 26;
Round 14	WON 1st Innings	MITCHELL PARK WARRADALE	9-126 4-129	R Williams 4/9; B Tonkin 2/12; S Mason 2/18; P Temby 28; L Ferguson 47*;

Round 1: WARRADALE v ICC SHARKS at Mawson/Marymount (WON 1st Innings)

First game of the new season was a one-day game against ICC Sharks which was what I believed to be one of our best games of the year. We lost the toss and ICC decided to have a bat, and they scraped up a score of 116 - wickets were lead by Chip with 2/8 off 5 and the ever reliable Rowie, 1/30 of his 8.

(Editor: Also of note is that our captain decimated their middle & lower order, taking 5/22 off 8 overs.)

Over to our batting - I decided to open with Duck and Brooker, because Anton thought it would be a good idea to get out first ball. Strong batting performances by Christian Brooker 53 & Haimish with 27 lead us to our first win.

Season: 2017/18, Round 1	Date: 07OCT	Grade: A	Division: 2	Captain: MONAGHAN Scott
ICC SHARKS 10-116 (33.5 ov)				
Ord-Bowler-----	Runs off each over-----	Ovrs	Md	Runs Wkts---How out-----
1 WILLIAMS Rowan	5.7W.6.2.M.2.7.1	8	1	30 1 ct1;
2 FERGUSON Lachlan	4.8.4.7	4	0	23 0
3 TONKIN Braedon	5W.1.MW.2.M	5	2	8 2 ct2;
4 CORNELISSEN Jack	5W.9.1.1.M.1.10.1	8	1	28 1 ct1;
5 MONAGHAN Scott	2.3.4.1.2WW.8.2W.0WW	7.5	0	22 5 ct3;lb1;st1;
6 BURROWS Mark	4W	1	0	4 1 ct1;
Fielding (caught,stumped,runout,asstd.r/o)-----				
BALYM A: WK(c2,s1,byes 0),	BURROWS M: c3,	CORNELI'EN J: c1,	TONKIN B: c2,	
Fielding Votes: 1st-	TONKIN Braedon	2nd-	BURROWS Mark	3rd-
WARRADALE 7-119 (25.3 ov)				
Ord-Min--Batsman-----	Scoring Strokes-----	How Out---	Runs---	FoW & N.O.Batsman-----
1 2 BALYM Anton		Bowled	0	1- 0 FERGUSON H 0
2 15 FERGUSON Haimish	61461144	Bowled	27	2- 31 BROOKER C 3
3 82 BROOKER Christian	341141424444424214	Caught	53	5-102 MONAGHAN S 4
4 42 MAHONEY David	1121121114	Stumped	15	3- 87 BROOKER C 42
5 1 TEMBY Paul		Stumped	0	4- 87 BROOKER C 42
6 40 MONAGHAN Scott	11211	Not Out	6	
7 3 FERGUSON Lachlan	1	Caught	1	6-103 MONAGHAN S 4
8 3 BURROWS Mark	6	LBW	6	7-109 MONAGHAN S 4
9 7 CORNELISSEN Jack	116	Not Out	8	
WILLIAMS Rowan		dnb		
TONKIN Braedon		dnb		
Extras			3	

Round 2: WARRADALE v MORPHETTVILLE PARK at Mawson/Marymount (LOST 1st Innings)

Second game was another one-day game against Morphettville Park, which were one of the strongest sides in the division. I won the toss and elected to bat. Another great effort from Christian Brooker, his second 50 in as many games – it was a shame we couldn't have Brooker for longer, as he was in great form. Another start for opening pair Haimish 18 & Anton 17, and we had a total of 134.

With the ball we struggled to take wickets, with Braedon taking the only wicket in their innings - 1/22 of 5 overs - and our total was chased down in 27 overs.

Season: 2017/18, Round 2		Date: 14OCT	Grade: A	Division: 2	Captain: MONAGHAN Scott	
WARRADALE 10-134 (39.5 ov)						
Ord-Min	Batsman	Scoring Strokes	How Out	Runs	Fow &	N.O. Batsman
1 47	BALYM Anton	142114112	Caught	17	2- 38	BROOKER C 1
2 37	FERGUSON Haimish	414144	Bowled	18	1- 33	BALYM A 13
3 77	BROOKER Christian	121442111214214441114211	Bowled	50	5- 97	MONAGHAN S 8
4 2	MAHONEY David		Caught	0	3- 41	BROOKER C 4
5 15	SCHULTZ Kristian	1	Caught	1	4- 52	BROOKER C 14
6 83	MONAGHAN Scott	44411111121	Run Out	21	8-134	BURROWS M 12
7 4	TEMBY Paul	41	Bowled	5	6-102	MONAGHAN S 8
8 1	FERGUSON Lachlan	4	Caught	4	7-106	MONAGHAN S 8
9 30	BURROWS Mark	2121411	Not Out	12		
10 1	CORNELISSEN Jack		Run Out	0	9-134	BURROWS M 12
11 1	TONKIN Braedon		Bowled	0	10-134	BURROWS M 12
	Extras			6		
MORPHETTVILLE PARK 1-137 (26.5 ov)						
Ord-Bowler	Runs off each over	Ovrs	Md	Runs	Wkts	How out
1 TONKIN Braedon	6.3W.3.6.4	5	0	22	1	lb1;
2 FERGUSON Lachlan	10.1.6.4	4	0	21	0	
3 BURROWS Mark	2.2.1.4	4	0	9	0	
4 SCHULTZ Kristian	8.1.8	3	0	17	0	
5 MONAGHAN Scott	8.6.3.8	4	0	25	0	
6 CORNELISSEN Jack	1.4.3.10.7	5	0	25	0	
7 TEMBY Paul	2.9	1.5	0	11	0	
Fielding (caught,stumped,runout,asstd.r/o)						
BALYM A: WK(c0,s0,byes 4),						
Fielding Votes: 1st- MAHONEY David 2nd- BROOKER Christian 3rd-						

Round 3: WARRADALE v COROMANDEL at AWAY Ground (LOST 1st Innings)

Round three started off the first two-day match against Coromandel Valley and I won the toss and elected to bat. This ground was very slow and thick, and the ball plugged when it landed 90% of the time. Both Lachie 38 (was still drunk when batting) and Dave 27 got off to a great start and both would have easily made over 50 on a different ground. Braedon chipped in with a boy six into the tennis courts to end our innings – we were bowled out for 10/137.

We had to bowl a few overs to finish the first day and managed to get Coromandel 1/8 at the end of the day. We bowled really well the second week, we were up and about for 30 overs, and had Coromandel 8/111 - thinking we could come away with the win, but we let our opportunity slip and bowled them out for 212 as their captain decided to bat on (what a great bloke) - Lachie Ferg 2/37 from his 12 overs. As the Coro captain wanted to bat on there was a total 8 overs left in the day, and I thought, why not have another bat - Haimish opened up and smashed a quick 24.

Season: 2017/18, Round 3		Date: 21OCT/28OCT	Grade: A	Division: 2	Captain: MONAGHAN Scott	
WARRADALE 10-137 (52.3 ov)						
Ord-Min	Batsman	Scoring Strokes	How Out	Runs	Fow &	N.O. Batsman
1 8	FERGUSON Haimish	2	Caught	2	1- 5	FERGUSON L 3
2 88	FERGUSON Lachlan	21211414111142131142	Caught	38	3- 72	SCHULTZ K 0
3 73	MAHONEY David	11112311122311132	Caught	27	2- 70	FERGUSON L 36
4 13	SCHULTZ Kristian	2	Bowled	2	4- 74	MONAGHAN S 0
5 66	MONAGHAN Scott	1124141211	Run Out	18	6-109	PALMER D 12
6 13	TEMBY Paul	1	Bowled	1	5- 78	MONAGHAN S 2
7 61	PALMER Dave	21111321	LBW	12	7-120	BURROWS M 9
8 35	BURROWS Mark	162	Caught	9	8-124	CORNELI'EN J 4
9 20	CORNELISSEN Jack	121	Bowled	4	9-124	WILLIAMS R 0
10 16	WILLIAMS Rowan		Bowled	0	10-137	TONKIN B 12
11 14	TONKIN Braedon	2226	Not Out	12		
	BALYM Anton		dnb			
	MATTHEWS Jacob		dnb			
	Extras			12		
COROMANDEL 10-212 (55.4 ov)						
Ord-Bowler	Runs off each over	Ovrs	Md	Runs	Wkts	How out
1 WILLIAMS Rowan	2.1.M.M.1.2.M.MW.M.1.1.1.M.2.1.M.1	17	7	13	1	bol1;
2 TONKIN Braedon	5.MW.M.1.2.1.2.16.10	9	2	37	1	ct1;
3 FERGUSON Lachlan	6.1.M.1.1W.2.4.M.7W.2.11.16	12	2	51	2	ct2;
4 CORNELISSEN Jack	7.MW.7.7W.5.1W.M	7	2	27	3	ct1;bol1;lb1;
5 MONAGHAN Scott	5.5.6.5.3W	5	0	24	1	ct1;
6 BURROWS Mark	22W.3.3W	2.4	0	28	2	bol1;st1;
7 MATTHEWS Jacob	18.2.9	3	0	29	0	
Fielding (caught, stumped, runout, asstd. r/o)						
BALYM A: WK(c1,s1,byes 1), WILLIAMS R: c1,						
Fielding Votes: 1st- CORNELISSEN Jack 2nd- PALMER Dave 3rd-						
WARRADALE 1-36 (7 ov)						
Ord-Min	Batsman	Scoring Strokes	How Out	Runs	Fow &	N.O. Batsman
1 29	FERGUSON Haimish	144416121	Caught	24	1- 31	MAHONEY D 6
2 31	MAHONEY David	1111112	Not Out	8		
3 2	FERGUSON Lachlan	21	Not Out	3		
	Extras			1		

Round 4: WARRADALE v BELAIR at Mawson/Marymount (LOST 1st Innings)

Round 4 put all teams in a very difficult situation - one that I hope the club never does again - and have to play 10 players in a Div 2 game, was even worse for us as we ended up playing with 9. Very special mention goes to Chelsea for sub fielding for half the day.

Toss was won by Belair and they knocked up 6/314 - Rowan Williams 3/69 of 16 overs.

We knew that 314 was a very gettable score at Marymount, and we got off to a great start with a strong partnership off 115 from Anton 75 & Davey 68, PT made a quick fire 29 but it wasn't our day and we were bowled out for 184.

Season: 2017/18, Round 4		Date: 04NOV/11NOV		Grade: A		Division: 2		Captain: MONAGHAN Scott	
BELAIR 6-314 (60 ov)									
Ord-Bowler-----		Runs off each over-----				Ovrs Md		Runs Wkts-----How out-----	
1 WILLIAMS Rowan		4.3.3.8.M.7.5.M.4.7.4.5.10.2WW.2W.5				16 2		69 3 ct1;st2;	
2 TONKIN Braedon		M.1.13.1.11.3.4.7.5.1.6.1W.8.8				14 1		69 1 bo1;	
3 FERGUSON Lachlan		2.8.5.5.5.8.6.13				8 0		52 0	
4 TEMBY Paul		M.M.8.11.4				5 2		23 0	
5 MARTIN Anthony		9.4W.8.10				4 0		31 1 ct1;	
6 FERGUSON Haimish		4.4.6.11.1W.3.1.5.5.1.6.7.13				13 0		67 1 ct1;	
Fielding (caught, stumped, runout, asstd.r/o)-----									
BALYM A: WK(c0,s2,byes 1), MAHONEY D: c1, TEMBY P: c1,									
Fielding Votes: 1st- MAHONEY David 2nd- TEMBY Paul 3rd-									
WARRADALE 9A-184 (40.5 ov)									
Ord-Min--		Batsman-----		Scoring Strokes-----		How Out---		Runs----Fow & N.O.Batsman-----	
1 105		BALYM Anton		1441211143111314421211212146414141		Bowled		75 2-116 MAHONEY D 40	
2 3		FERGUSON Haimish				Bowled		0 1- 1 BALYM A 1	
3 153		MAHONEY David		11112113424141111112141441244144		Run Out		68 8-178 WILLIAMS R 0	
4 19		BODEN Nick		1111		LBW		4 3-131 MAHONEY D 51	
5 19		TEMBY Paul		214646411		Caught		29 4-169 MAHONEY D 60	
6 2		FERGUSON Lachlan		1		Caught		1 5-174 MAHONEY D 64	
7 1		MONAGHAN Scott				Caught		0 6-174 MAHONEY D 64	
8 1		PALMER Dave				LBW		0 7-174 MAHONEY D 64	
9 14		WILLIAMS Rowan		24		Run Out		6 9-184 MARTIN A 0	
10 9		MARTIN Anthony				Not Out		0	
11		CORNELISSEN Jack				dnb			
		TONKIN Braedon				dnb			
		Extras						1	

Round 5: WARRADALE v HAPPY VALLEY at AWAY Ground (WON 1st Innings)

Round 5 was against Happy Valley, a new team into the competition this year. I won the toss again and decided to bat - even better decision when one of their opening bowlers pulls his hammy in the warm up. This was a hard day for us with the bat as most of our score of 120 was done in ones and twos as we struggled to hit boundaries, but we showed a lot of fight which was great to see. Haimish 27 - again with another start. Lachy 29 (did not hit a boundary in his innings which is a rare feat) - well batted mate. Happy Valley bowled us out in 53 overs so we had 5 overs at them at the end of play, and had them 1/7. Rowie once again, bloody work horse this guy, 20 over 5 maidens 2/23 - legend mate and got the two big wickets we needed. Lachie also bowled well with 2/9 off of 9 overs. HUGE effort from the lads in the end, bowling Happy Valley out for 109. What makes it even better is that one of Happy Valley's players came up to a few of us after the game to have a beer with us and was asking us why we didn't attack more and that we didn't have enough runs. Well predicated champ!!!

Season: 2017/18, Round 5		Date: 18NOV/25NOV	Grade: A	Division: 2	Captain: MONAGHAN Scott
WARRADALE 10-120 (53 ov)					
Ord-Min--Batsman-----	Scoring Strokes-----	How Out---	Runs----	Fow &	N.O.Batsman-----
1 18 BALYM Anton	11	Caught	2	1- 11	FERGUSON H 8
2 58 FERGUSON Haimish	212121442111411	Caught	27	3- 51	FERGUSON L 4
3 28 MAHONEY David	331412	Caught	14	2- 45	FERGUSON H 25
4 67 FERGUSON Lachlan	131212212111214211	Bowled	29	4- 87	MONAGHAN S 7
5 97 MONAGHAN Scott	121211111121	Caught	15	8-106	MARSHALL A 5
6 9 TEMBY Paul		Caught	0	5- 87	MONAGHAN S 7
7 6 PALMER Dave	22	Bowled	4	6- 93	MONAGHAN S 9
8 4 PANSINI Angelo		Caught	0	7- 94	MONAGHAN S 10
9 59 MARSHALL Ashley	1414111	Not Out	13		
10 23 BRUSNAHAN Dale	1111	Caught	4	9-112	MARSHALL A 6
11 14 WILLIAMS Rowan	1	Caught	1	10-120	MARSHALL A 13
BURROWS Mark		dnb			
Extras			11		
HAPPY VALLEY 9A-109 (62.5 ov)					
Ord-Bowler-----	Runs off each over-----	Ovrs	Md	Runs	Wkts---How out-----
1 WILLIAMS Rowan	1.2.M.2.M.M.1W.1.1W.3.M.1.2.1.M.1.1.2.3.1	20	5	23	2 bo2;
2 BRUSNAHAN Dale	3.2W.3.2.3.3	6	0	16	1 lb1;
3 FERGUSON Lachlan	5W.MW.2.2.3.2.2.3.1	9	1	20	2 ct2;
4 MONAGHAN Scott	1.3.MW.M.3.3.M.M.1.2.1.3WW	11.5	4	17	3 ct2;bo1;
5 BURROWS Mark	M.5.1.2.1	5	1	9	0
6 FERGUSON Haimish	M.2.4W.M.M.2.1.2.1.6.2	11	3	20	1 ct1;
Fielding (caught, stumped, runout, asstd.r/o)-----					
BALYM A: WK(c1,s0,byes 4),	FERGUSON H: c1,	FERGUSON L: c1,	TEMBY P: c1,	BRUSNAHAN D: c1,	
Fielding Votes:	1st- BRUSNAHAN Dale	2nd- FERGUSON Lachlan	3rd-		

Round 6: WARRADALE v GLENELG ANA at AWAY Ground (LOST 1st Innings)

Round 6 we played a one-day game against Glenelg ANA, I lost the toss and we had a bowl first. We bowled really well this game, even though we only took 3 wickets, we bowled really tight and kept Glenelg to 130 off of 40 overs, giving ourselves a really good chance to grab a much needed win. Rowan unlucky to snag a wicket 0/9 off 8 overs with 3 maidens. PT had the ball moving both ways and was unlucky as he should have had 3 wickets - but our team couldn't catch that day - but he ended up with 1/26 off his 7 overs. As I mentioned earlier I think we all thought, oh well 130 runs in 40 overs, someone will do it, but it was exactly the opposite, as we were all out in the 27th over for 86. Top of the runs again was Dave Mahoney with 24, other than that we didn't have much go right for us and we all threw our wickets away.

Season: 2017/18, Round 6		Date: 02DEC	Grade: A	Division: 2	Captain: MONAGHAN Scott
GLENELG ANA 3-130 (40 ov)					
Ord-Bowler	Runs off each over	Ovrs	Md	Runs	Wkts---How out---
1 WILLIAMS Rowan	1.M.2.1.M.M.4.1	8	3	9	0
2 FERGUSON Lachlan	1.2.4.2.5.10	6	0	24	0
3 BURROWS Mark	1.2.M.3W.9	5	1	15	1 ct1;
4 MONAGHAN Scott	2.2.M.4.2.1W.6.3	8	1	20	1 cb1;
5 FERGUSON Haimish	M.5.3.10.8.2	6	1	28	0
6 TEMBY Paul	2.8.3.2W.6.4.1	7	0	26	1 ct1;
Fielding (caught, stumped, runout, asstd. r/o)					
BALYM A: WK(c0,s0,byes 5), TEMBY P: c1, MONAGHAN S: c1, BURROWS M: c1, Fielding Votes: 1st- TEMBY Paul 2nd- FERGUSON Haimish 3rd-					

WARRADALE 10-86 (26.1 ov)					
Ord-Min	Batsman	Scoring Strokes	How Out	Runs	Fovl & N.O. Batsman
1 35	BALYM Anton	1111321	Bowled	10	2- 30 MAHONEY D 9
2 8	FERGUSON Haimish	2141	Bowled	8	1- 11 BALYM A 3
3 64	MAHONEY David	111221112122412	LBW	24	6- 65 PALMER D 3
4 16	BROOKER Christian	22412	Caught	11	3- 48 MAHONEY D 15
5 1	BROWN Jason		Bowled	0	4- 48 MAHONEY D 15
6 8	TEMBY Paul	2	Caught	2	5- 55 MAHONEY D 17
7 22	PALMER Dave	21214	Caught	10	7- 72 MONAGHAN S 0
8 35	MONAGHAN Scott	44	Not Out	8	
9 10	FERGUSON Lachlan	222	Caught	6	8- 78 MONAGHAN S 0
10 8	BURROWS Mark		Caught	0	9- 78 MONAGHAN S 0
11 4	WILLIAMS Rowan		Caught	0	10- 86 MONAGHAN S 8
Extras				7	

Round 7: WARRADALE v MITCHELL PARK at Mawson/Marymount (WON 1st Innings)

Last game before Xmas against Mitchell Park and we really needed this win to go into the second half of the year with some momentum. I lost the toss again but this time we got sent into bat and what an onslaught to start with - an opening partnership of 178, Duck 95 and Anton 76. Duck was hitting the ball to all parts of the ground or was it just cow corner mate? But absolutely smoking the bowlers, unlucky to not turn it into a big score (tried to bring the 100 up with a 6). Anton was on fire as well - he is always looking to be productive at the crease his drives and pull shots were great to watch he even hit a couple of sixes. Not to forget Lachie Fergs who smashed an unbeaten 65 with 11 4's - unlucky for him as we ran out of time. We finally batted out our maximum overs, and ended up on 8/325. Missing our two opening bowlers for this game but Buzz stepped up with figures of 3/36 of 15 overs & 4 maidens - well bowled mate. We didn't bowl Mitchell Park out, which was disappointing, they ended up on 6/227, but we got the win which is the main thing.

Season: 2017/18, Round 7		Date: 09DEC/16DEC	Grade: A	Division: 2	Captain: MONAGHAN Scott
WARRADALE 8-320 (60 ov)					
Ord-Min	Batsman	Scoring Strokes	How Out	Runs	Fovl & N.O. Batsman
1 155	BALYM Anton	221111111214112114114144414211111646	Bowled	76	4-208 MONAGHAN S 0
2 129	FERGUSON Haimish	141464121224421121122411111422143412	Caught	95	1-178 BALYM A 59
3 8	MAHONEY David	21111144			
4 14	TEMBY Paul	41411	Bowled	2	2-196 BALYM A 75
5 38	MONAGHAN Scott	1111	Caught	11	3-208 BALYM A 76
6 81	FERGUSON Lachlan	4414131124411214441141144111	Caught	4	5-242 FERGUSON L 30
7 32	PALMER Dave	144441112414124	Not Out	65	
8 1	PANSINI Angelo		Bowled	38	6-312 FERGUSON L 62
9 8	BURROWS Mark	41	Bowled	0	7-312 FERGUSON L 62
WILLIAMS Rowan			Bowled	5	8-320 FERGUSON L 65
GULATI Sandeep			dnb		
GREEN Anthony			dnb		
Extras			dnb		
				24	

MITCHELL PARK 6-227 (60 ov)					
Ord-Bowler	Runs off each over	Ovrs	Md	Runs	Wkts---How out---
1 FERGUSON Lachlan	1.1.M.7.1.4.6.2.M.1	10	2	23	0
2 BURROWS Mark	4.1W.5W.3.4.MW.2.M.M.2.3.M.5.4.3	15	4	36	3 ct1;st2;
3 GULATI Sandeep	2.7.MW.2.2	5	1	13	1 ct1;
4 MONAGHAN Scott	1.3.1.4.8.5.10.6W.12.3	10	0	53	1 ct1;
5 TEMBY Paul	1.7.4	3	0	12	0
6 GREEN Anthony	6.M.4.3.M.4.6	7	2	23	0
7 PANSINI Angelo	7W.M.3.4.5	5	1	19	1 st1;
8 FERGUSON Haimish	6.14.5.5.9	5	0	39	0
Fielding (caught, stumped, runout, asstd. r/o)					
BALYM A: WK(c0,s3,byes 4), MAHONEY D: c1, FERGUSON L: c1, Fielding Votes: 1st- PALMER Dave 2nd- MAHONEY David 3rd-					

First game back after Xmas was abandoned due to the heat rule, which saw us indulge in some beers and some punting at the Warradale (great sponsor of the club). Best on ground goes to Anton Balym for a nice little win on the horses (told you always pick number 5 mate). He was also seen carrying around a womens suitcase too, well played mate.

Season: 2017/18,	Round 8	Date: 06JAN	Grade: A	Division: 2	Captain: MONAGHAN Scott
WARRADALE Team for this Match					
BALYM Anton	TEMBY Paul	BURROWS Mark			
FERGUSON Haimish	MONAGHAN Scott	GREEN Anthony			
MAHONEY David	SPANTON Troy	TONKIN Braedon			
FERGUSON Lachlan	CORNELISSEN Jack				

First proper game back after Xmas was against Belair, it was pissing down with rain at Belair National Park, and it didn't look like it was going to clear, as we were playing right on the edge of the foothills. This game started an hour late due to the rain, and in the end I won the toss and had a bat. Another great opening partnership of 81 between Haimish 43 and Anton 52, and Anton's pull shots were on point again. Also another solid start for Dave with 35, and we ended up with a defendable total of 171. Was great to get my two opening bowlers back, setting the game up with Chip 3/22 of his 8 and Rowie 2/34 off his 8. This game was the tightest by far for us, as we knew if we lost this game our finals chance were pretty much over. We ended up bowling Belair out for 165. Great win by all 11 players we all showed some fight and got the job done.

Season: 2017/18, Round 9		Date: 13JAN	Grade: A	Division: 2	Captain: MONAGHAN Scott	
WARRADALE 8-171 (40 ov)						
Ord-Min	Batsman	Scoring Strokes	How Out	Runs	Fow &	N.O. Batsman
1 108	BALYM Anton	111112112111111114112242114111224	Bowled	52	2-119	MAHONEY D 20
2 80	FERGUSON Haimish	21244212241111111121111411	Caught	43	1- 81	BALYM A 35
3 60	MAHONEY David	2114111111421211112141	Caught	35	5-148	MONAGHAN S 8
4 1	BODEN Nick		Bowled	0	3-119	MAHONEY D 20
5 1	FERGUSON Lachlan		Caught	0	4-119	MAHONEY D 20
6 37	MONAGHAN Scott	2112111141	Run Out	15	6-163	TEMBY P 8
7 12	TEMBY Paul	6112	Caught	10	7-166	BURROWS M 1
8 6	BURROWS Mark	11	Not Out	2		
9 2	CORNELISSEN Jack	4	Bowled	4	8-171	BURROWS M 2
	WILLIAMS Rowan		dnb			
	TONKIN Braedon		dnb			
	Extras			10		

BELAIR 9A-185 (\$7.40V)										
Ord	Bowler	Runs off each over				Ovrs	Md	Runs	Wkts	How out
1	WILLIAMS Rowan	8.1.6.7	W.1.6	MW.5	8	1	34	2	ct1;	bol1;
2	TONKIN Braedon	6.M.7.1W.1.1.4.2	WW		8	1	22	3	ct2;	bol1;
3	BURROWS Mark	2.3.6W.3.5.8			6	0	27	1	ct1;	
4	CORNELISSEN Jack	7.3.2.2.4.5			6	0	23	0		
5	MONAGHAN Scott	10.1W.6.10.0W			4.4	0	27	2	ct2;	
6	FERGUSON Lachlan	8W.1.5.2.5			5	0	21	1	ct1;	
Fielding (caught, stumped, runout, asstd.r/o)										
BALYM A: WK(c1,s0,byes 7), FERGUSON H: c1, MAHONEY D: c1, CORNELI'EN J: c1, WILLIAMS R: c1, TONKIN B: c2,										
Fielding Votes: 1st- CORNELISSEN Jack 2nd- TONKIN Braedon 3rd-										

Another one-day game in round 10 against Coromandel Valley, and I won the toss and elected to bat first. Once again a poor batting effort saw us bowled out for 93 - Anton with a solid 30. We had to bowl really well and take some big wickets if we wanted to salvage our batting performance but it wasn't to be, and they chased down our total in 23 overs - Rowan 2/31 off 8 overs.

Season: 2017/18, Round 10		Date: 20JAN	Grade: A	Division: 2	Captain: MONAGHAN Scott					
WARRADALE 10-93 (39.3 ov)										
Ord	Min	Batsman	Scoring	Strokes	How Out	Runs	Fow	&	N.O.	Batsman
1	1	FERGUSON Haimish			Bowled	0	1-	0		BALYM A
2	80	BALYM Anton	114	2412114414	Bowled	30	4-	53		SPANTON T
3	11	FERGUSON Lachlan	34	44	Caught	15	2-	15		BALYM A
4	7	MAHONEY David	11		Bowled	2	3-	19		BALYM A
5	93	SPANTON Troy	211	122141	Caught	15	6-	71		MONAGHAN S
6	7	TEMBY Paul			Bowled	0	5-	55		SPANTON T
7	61	MONAGHAN Scott	142	1124	Caught	15	9-	93		MASON S
8	11	BURROWS Mark	144		Caught	9	7-	84		MONAGHAN S
9	5	WILLIAMS Rowan			Bowled	0	8-	84		MONAGHAN S
10	19	MASON Steve	11	11	Run Out	4	10-	93		TONKIN B
11	1	TONKIN Braedon			Not Out	0				
Extras						3				

COROMANDEL 4-94 (23.16v)									
Ord	Bowler	Runs off each over	Ovrs	Md	Runs	Wkts	How out		
1	WILLIAMS Rowan	M.11W.6.1.5.M.8W	8	3	31	2	ct2;		
2	TONKIN Braedon	4.3W.5.M.8	5	1	20	1	lb1;		
3	BURROWS Mark	4.5.4.10	4	0	23	0			
4	MONAGHAN Scott	M.4.1	2.1	1	5	0			
5	MASON Steve	1W.7.3.2	4	0	13	1	bo1;		
Fielding (caught, stumped, runout, asstd.r/o)									
BALYM A: WK(c1,s0,byes 0), FERGUSON L: c1,									
Fielding Votes: 1st- FERGUSON Lachlan 2nd- TONKIN Braedon 3rd-									

Round 11: WARRADALE v MORPHETTVILLE PARK at AWAY Ground (LOST 1st Innings)

In round 11 we played ladder leaders Morphettville Park in another one day game as week 1 was heated out again. This was an important game for us to show the competition that we aren't just another number. I lost the toss and we got sent out to field. We knew we had to get some early wickets to give us the best chance to roll these guys. Braedon got us off to a great start taking two early wickets and he was the pick of our bowlers once again, ending up with 3/38 off 8 overs. Morphy Parks ended up with 194. Haimish got off to a flying start, hitting 29 in half an hour. PT was the only one to show a bit of fight in the run chase, hitting a solid 43 - well done mate this was the game that got you going. We ended up getting bowled out for 120 with too many of us throwing our wickets away.

Season: 2017/18, Round 11	Date: 03MAR	Grade: A	Division: 2	Captain: MONAGHAN Scott
MORPHETTVILLE PARK 6-194 (40 ov)				
Ord-Bowler-----Runs off each over-----	Ovrs	Md	Runs	Wkts---How out-----
1 WILLIAMS Rowan 8.6.M.4.M.M.6.2	8	3	26	0
2 TONKIN Braedon 6.5W.M.MW.2.9.2.14W	8	2	38	3
3 BURROWS Mark M.5.2.3.10.5.8	7	1	33	0
4 MASON Steve M.1.4.6.1.1.5	7	1	18	0
5 MONAGHAN Scott 5.6.5.12W.5	5	0	33	1
6 FERGUSON Lachlan 4.9.14	3	0	27	0
7 FERGUSON Haimish 8W.10	2	0	18	1
Fielding (caught, stumped, runout, asstd. r/o)-----				
BALYM A: WK(c0,s0,byes 0), FERGUSON H: c3, MAHONEY D: ar1, BURROWS M: c1, WILLIAMS R: c1, TONKIN B: ar1,				
Fielding Votes: 1st- FERGUSON Haimish 2nd- MAHONEY David 3rd-				

WARRADALE 10-120 (29 ov)				
Ord-Min--Batsman-----Scoring Strokes-----	How Out	Runs	Fow &	N.O.Batsman-----
1 31 FERGUSON Haimish 621122422241	Bowled	29	2- 33	MAHONEY D 1
2 23 BALYM Anton 1	Bowled	1	1- 24	FERGUSON H 22
3 22 MAHONEY David 12	Bowled	3	4- 51	MONAGHAN S 0
4 9 FERGUSON Lachlan 4422	Caught	12	3- 51	MAHONEY D 3
5 23 MONAGHAN Scott 114	Caught	6	5- 61	TEMBY P 4
6 57 TEMBY Paul 134412244162114111	Caught	43	6-108	SPANTON T 5
7 64 SPANTON Troy 21111111	Caught	9	8-120	MASON S 2
8 19 BURROWS Mark 114	Caught	6	7-117	SPANTON T 8
9 8 MASON Steve 2	Not Out	2		
10 1 WILLIAMS Rowan	Bowled	0	9-120	MASON S 2
11 1 TONKIN Braedon	Bowled	0	10-120	MASON S 2
Extras		9		

Round 12: WARRADALE v ICC SHARKS at AWAY Ground (LOST 1st Innings)

I felt really good about going into this game, we had our strongest team for the year with the inclusion of last year's captain Josh Deniet and Andy Belsak, which we needed against ICC. I only had Josh and Chip for week 1 and Andy for week two, so I obviously needed to play to our strengths and bowl first. Luckily enough after still losing the toss we were able to bowl first anyway. Another hard day out with the ball again, Steve Mason bowled a treat this game, tying down one end, and he ended up with 2/46 off 13 overs. Highlight of the day was PT's beauty of a catch at a shortish fine leg, their batsmen smoked one in his direction and he flew to his right and caught it with one hand - one of the best catches I have seen live. At the end of the 60 overs we had ICC Sharks 6/239, we had a huge task to chase these runs down on a massive oval. The following Saturday, not enough of us rocked up to play cricket and finish the task at hand. Following on from his awesome catch, PT was now starting to get into his rhythm of old, smashing 45 runs in his almost 90 minutes at the crease. Not to forget Rowies powerful hitting late in the innings, hitting a huge 6 on a big oval (still wasn't a BIG BOY six though mate). In the end we got bowled out for 111. Not good enough!!!

Season: 2017/18, Round 12	Date: 10FEB/17FEB	Grade: A	Division: 2	Captain: MONAGHAN Scott
ICC SHARKS 6-239 (60 ov)				
Ord-Bowler-----Runs off each over-----	Ovrs	Md	Runs	Wkts---How out-----
1 WILLIAMS Rowan 6.2.7.3.2.1.7.2.1W.3.9.4.3.4.8	15	0	62	1
2 DENIET Josh 1.4.5W.1.8.8.3.2.4.6W.9	11	0	51	2
3 MASON Steve M.2.M.5.1.M.2.8.3.4.11W.5.5W	13	3	46	2
4 BURROWS Mark 1.4.1.M.5.3.9	7	1	23	0
5 TONKIN Braedon 2.5.2.1.6.1.M.M.4.7W	10	2	28	1
6 MONAGHAN Scott 1.4.7.6	4	0	18	0
Fielding (caught, stumped, runout, asstd. r/o)-----				
BALYM A: WK(c1,s1,byes 7), TEMBY P: c1, TONKIN B: c1,				
Fielding Votes: 1st- MAHONEY David 2nd- WILLIAMS Rowan 3rd-				

WARRADALE 10-111 (40.1 ov)				
Ord-Min--Batsman-----Scoring Strokes-----	How Out	Runs	Fow &	N.O.Batsman-----
1 13 FERGUSON Haimish 2	Caught	2	1- 3	BALYM A 1
2 16 BALYM Anton 1	Caught	1	2- 3	MAHONEY D 0
3 58 MAHONEY David 112211411412	Bowled	21	4- 40	TEMBY P 12
4 23 BELSAK Andrew 21	Bowled	3	3- 15	MAHONEY D 8
5 87 TEMBY Paul 11432124243211142124	Stumped	45	7- 84	MARSHALL A 4
6 20 MONAGHAN Scott 21	Bowled	3	5- 59	TEMBY P 27
7 10 FERGUSON Lachlan 2	Caught	2	6- 64	TEMBY P 30
8 39 MARSHALL Ashley 11243	Bowled	11	8- 93	BURROWS M 2
9 19 BURROWS Mark 2	Bowled	2	9- 93	MASON S 0
10 18 MASON Steve	Caught	0	10-111	WILLIAMS R 17
11 12 WILLIAMS Rowan 43262	Not Out	17		
DENIET Josh	dnb			
TONKIN Braedon	dnb			
Extras		4		

Round 13: WARRADALE v GLENELG ANA at Mawson/Marymount (WON Outright -Lost 1stInn)

This game was do or die for us against Glenelg ANA, we need to get an outright win to secure a finals spot, as Warradale, Glenelg ANA and Belair were all fighting for the last spot.

I lost the toss, so not a good start and we ended up bowling. Absolute MASSIVE effort from my two opening bowlers, Braedon taking 5/81 off 19 overs - well done on your first 5fa mate - and Rowie 1/40 off of his 19 overs. Buzz pitched in with some tight bowling - 2/20 off 8 overs including 4 maidens. We ended up bowling Glenelg out in the 60th over for 172, which on Marymount, we knew we could get these runs.

The following Saturday, we knew we had to get these runs within a certain amount of time to give us a chance at winning outright, but it wasn't to be and we got bowled out for 116, giving Glenelg a lead of 56 runs.

They decided to have another bat as they were chasing an outright win as well. Glenelg managed to smash 97 runs off 14 overs, setting us a total of 154 for the win off 22 overs.

I opened up with the two Ferguson bros, Lachie got a good start and hit 26 in 13 minutes. We needed a strong partnership from a pair, and that was Dave Mahoney with 40 and PT - these two played beautifully, hitting to all parts of the ground. Enter the zone of PT, he actually didn't want to go out and bat because he didn't want to end up with two ducks in his 200th game, but he knew we needed him. He started off with a quick single so he didn't get that duck, then he just went into some sort of beast mode and smacked 62 with some of the biggest sixes I have seen (6 sixes). Well done mate you got us over the line, and what a way to do it in your 200th. In the end we chased down the 154 in 19 overs and got the outright win, but unfortunately we didn't take home maximum points as we lost first innings.

RIP to Anton's frog (Box) as it got shattered to pieces also in this game.

Season: 2017/18, Round 13 Date: 24FEB/03MAR Grade: A Division: 2 Captain: MONAGHAN Scott									
GLENELG ANA 10-172 (59.3 ov)									
Ord-Bowler	Runs off each over					Ovrs	Md	Runs	Wkts
1 WILLIAMS Rowan	M.3.2.2W.1.M.M.M.5.6.M.4.1.4.M.9.M.3					19	8	40	1
2 TONKIN Braedon	1.4.3.1.2W.2.1.M.4.1.6W.6.8.11.6.8W.2W.4W.6.5					19.1	1	81	5
3 BURROWS Mark	8.4W.W.M.4.M.4.M.M					8	4	20	2
4 MONAGHAN Scott	4.6.6.0W					3.2	0	16	1
5 MARSHALL Ashley	M.3.M					3	2	3	0
6 FERGUSON Lachlan	4.1.5.1.MW.M.M					7	3	11	1
Fielding (caught, stumped, runout, asstd.r/o)									
MAHONEY D: WK(c0,s0,byes 1), FERGUSON H: c1, WILLIAMS R: c1, SPANTON T: c2, LIPSETT W: c1,									
Fielding Votes: 1st- SPANTON Troy 2nd- BURROWS Mark 3rd-									
WARRADALE 10-116 (24 ov)									
Ord-Min	Batsman	Scoring Strokes	How Out	Runs	Fow &	N.O.	Batsman		
1	52 FERGUSON Haimish	144644411	LBW	29	5- 72		MONAGHAN S	3	
2	1 BALYM Anton		Caught	0	1- 0		FERGUSON H	0	
3	12 MAHONEY David	244	Bowled	10	2- 19		FERGUSON H	9	
4	4 TEMBY Paul		Caught	0	3- 20		FERGUSON H	9	
5	17 FERGUSON Lachlan	14414444	Caught	26	4- 65		FERGUSON H	27	
6	46 MONAGHAN Scott	1111	Caught	4	7- 89		WILLIAMS R	0	
7	28 BURROWS Mark	226212	Caught	15	6- 89		MONAGHAN S	4	
8	18 WILLIAMS Rowan	1242441	Not Out	18					
9	8 SPANTON Troy	122	Caught	5	8-111		WILLIAMS R	17	
10	2 MASON Steve		Caught	0	9-111		WILLIAMS R	17	
11	3 TONKIN Braedon	4	Caught	4	10-116		WILLIAMS R	18	
	LIPSETT Wes		dnb						
	MARSHALL Ashley		dnb						
	Extras			5					
GLENELG ANA 1d-97 (15 ov)									
Ord-Bowler	Runs off each over					Ovrs	Md	Runs	Wkts
1 WILLIAMS Rowan	1W.8.3.4					4	0	16	1
2 TONKIN Braedon	3.6.8.9					4	0	26	0
3 MASON Steve	7.1.4					3	0	12	0
4 BURROWS Mark	11.11					2	0	22	0
5 MONAGHAN Scott	6.10					2	0	16	0
Fielding (caught, stumped, runout, asstd.r/o)									
MAHONEY D: WK(c0,s0,byes 3),									
WARRADALE 5-154 (19 ov)									
Ord-Min	Batsman	Scoring Strokes	How Out	Runs	Fow &	N.O.	Batsman		
1	15 FERGUSON Haimish	11211	Caught	6	2- 32		MAHONEY D	0	
2	13 FERGUSON Lachlan	2161411262	Caught	26	1- 32		FERGUSON H	6	
3	40 MAHONEY David	1112441112414142411	Caught	40	3-136		TEMBY P	62	
4	48 TEMBY Paul	141216466111611664121	Caught	62	4-137		WILLIAMS R	1	
5	16 WILLIAMS Rowan	112	LBW	4	5-146		MONAGHAN S	6	
6	14 MONAGHAN Scott	4111	Not Out	7					
7	7 BURROWS Mark	1141	Not Out	7					
	Extras			2					

Round 14: WARRADALE v MITCHELL PARK at AWAY Ground (WON 1st Innings)

Round 14, last game of the year and with our season already over since we could not make finals, we played Mitchell Park who didn't win a game all year, so it was a bit of a dead rubber, but we all wanted to finish strongly and get the win.

I lost the toss again and we were sent out to bowl. Rowie saved his best for last (I wish he did this 2 months ago haha) and was virtually unplayable, taking 4/9 off 8 overs including 2 Maidens. Braedon and Steve Mason also each took two wickets off 6 overs. Dishonourable mention goes to Anton, 0/22 off four overs. Mitchell Park scrapped together a total of 127 for us to chase.

PT once again got us off to a good start hitting 28, and Lachie finished the game off with a solid 47, including a massive 6 to get off the mark - well done mate! We ended up chasing the total down in the 29th over, and at that stage everyone was keen for a beer because it was bloody hot.

Good finish to end the season.

Season: 2017/18, Round 14		Date: 10MAR	Grade: A	Division: 2	Captain: MONAGHAN Scott		
MITCHELL PARK 9-126 (40 ov)							
Ord-Bowler-----	Runs off each over-----		Ovrs	Md	Runs	Wkts---How out-----	
1 WILLIAMS Rowan	1W.M.1.2W.2.MW.2W.1		8	2	9	4	ct1;lb2;st1;
2 TONKIN Braedon	1.3.1.2.1.4W		6	0	12	2	ct1;bo1;
3 MASON Steve	1.3W.1.3.6.4W		6	0	18	2	ct2;
4 MONAGHAN Scott	6.8		2	0	14	0	
5 FERGUSON Lachlan	3.6		2	0	9	0	
6 ARMAN Ben	3.M.8.6		4	1	17	0	
7 TEMBY Paul	1.2W.2.2.2.1.6.6		8	0	22	1	bo1;
8 BALYM Anton	4.6.9.3		4	0	22	0	
-----Fielding (caught, stumped, runout, asstd.r/o)-----							
FERGUSON H: WK(c0,s0,byes 1), c1, BALYM A: WK(c1,s1,byes 2), FERGUSON L: c1, WILLIAMS R: c1,							
Fielding Votes: 1st- 2nd- 3rd-							
WARRADALE 4-129 (28.1 ov)							
Ord-Min--	Batsman-----	Scoring Strokes-----	How Out---	Runs----	Fow &	N.O.Batsman-----	
1 14	FERGUSON Haimish	24422	Run Out	14	1- 18	BALYM A 2	
2 70	BALYM Anton	21221111114	Ret.Hurt	17			
3 17	MONAGHAN Scott	14	Bowled	5	2- 26	BALYM A 3	
4 72	TEMBY Paul	14411412121114	Caught	28	4- 95	FERGUSON L 22	
5 2	SPANTON Troy		Stumped	0	3- 63	TEMBY P 18	
6 53	FERGUSON Lachlan	6242141112411116414	Not Out	47			
7 20	PALMER Dave	1122	Not Out	6			
	WILLIAMS Rowan		dnb				
	MASON Steve		dnb				
	ARMAN Ben		dnb				
	TONKIN Braedon		dnb				
	Extras			12			
Retired Hurts: BALYM Anton@2-63 (TEMBY Paul no);							



B GRADE CAPTAIN'S REPORT

I would firstly like to thank all of the guys who played in the B's this year, in what was a always going to be a very challenging year, especially from losing a dozen or so very capable cricketers from the club from last year.

Depth was a real issue for the club, with many of the old blokes having to come up and help out and play several divisions above what they were accustomed to. A special thanks to all these guys who did what was best for the club when asked to do so.


We started the year poorly but got on a bit of a roll there at one stage, including a great win after Xmas and we started to get the sniff of a top 4 spot only to capitulate the following game, in what was a horrendous loss. We had a couple of disappointing performances late in the year but finished with a great win for Smithy's last game. It was really pleasing for me that despite the disappointing year, we were able to win the two milestone games for Jay and Smithy.

Our bowling attack was up there with the best sides but our batting really let us down for most of the season. We did have one shining light however. If you look through our statistics, one player stands head and shoulders above everyone else, Dale Brusnahan was the man! Dale had a fantastic breakout season with the bat which saw him win the batting trophy this year with 288 runs @ 22.2. Dale batted up the order this year and made most of his runs opening the batting including an unbeaten maiden ton in Round 7 against South Road. Dale was also our leading wicket taker with 23 wickets @ 14.5. He is a match winner with the bat and ball and the sky is the limit for this lad. Well done mate!

Dale also won the "Boof Conroy" medal, even after missing a couple of games.

My Captains trophy goes to a guy who gives his heart and soul to the Warradale Cricket Club every game every year – Jay Conroy. Thanks for all your support and help for the second part of the season Jay.

Jay also showed some great promise with his offies this year, certainly something worth pursuing, the mantle for the title 'Spin Guts' is up for grabs, Jay could be the one...



Let's hope we can put this year behind us and get the hunger back and make next year more enjoyable and successful.

Regards

Dave Palmer
B Grade Captain

2017/18 BATTING STATISTICS IN B GRADE

Player Name	Ga	Batting Inn NO	Runs	Ave	Innings Hi 100 50 30 0	Scores 100 50 30 0	Pshps 100 50	% Tm	% Cr	Score 6's 4's 1's	Strokes 4's 1's	Fld Ct	W'Keeping Ct St Bye	Gam
BRUSNAHAN Dale	11	14	1	288	22.2	101*	1 - 1 1	1 -	20	62	4 37 44	11	- - - -	
CONLEY Andrew	7	7	2	220	44.0	96*	- 2 - 1	- 3	23	43	3 32 54	2	- - - -	
HUGHES Peter	12	13	-	193	14.8	42	- - 2 1	- 1	12	48	2 27 47	2	- - - -	
MONAHAN Phil	13	14	4	187	18.7	65*	- 1 1 -	- 1	11	46	2 29 47	1	- - - -	
MARSHALL Ashley	10	9	-	146	16.2	38	- - 2 1	- -	13	50	5 19 30	2	- - - -	
SPANTON Troy	7	7	2	108	21.6	30	- - 1 -	- 1	10	28	- 10 42	-	- - 23 4	
MASON John	2	3	-	58	19.3	44	- - 1 -	- -	18	48	- 6 21	1	- - - -	
CORNELISSEN Jack	5	4	-	57	14.3	22	- - - -	- -	7	77	5 3 5	6	- - - -	
DEY Richard	7	6	-	48	8.0	39	- - 1 2	- -	5	59	2 7 6	2	- - - -	
TONKIN Andrew	7	7	-	45	6.4	19	- - - 1	- -	5	52	- 7 9	2	2 - 36 4	
GREEN Anthony	4	5	2	38	12.7	12*	- - - -	- -	5	36	- 6 8	1	- - - -	
PALMER Dave	8	8	-	38	4.8	25	- - - 2	- -	5	37	- 4 16	3	- - - -	
CONROY Jason	12	10	4	36	6.0	9	- - - 1	- -	2	26	- 1 20	4	- - - -	
BARRITT Henry	5	5	1	25	6.3	14	- - - -	- -	3	36	- 3 7	-	- - - -	
MASON Steve	7	3	1	23	11.5	18*	- - - -	- -	3	20	- 3 5	1	- - - -	
PANSINI Angelo	3	4	-	23	5.8	17	- - - 2	- -	6	39	1 2 5	-	- - 1 1	
GIBBIE Dom	1	1	-	14	14.0	14	- - - -	- 1	6	26	- 2 6	1	- - - -	
JELBERT Curtis	1	2	-	14	7.0	7	- - - -	- -	9	61	- 2 6	2	- - - -	
WILKIN Anthony	4	3	1	13	6.5	8*	- - - 1	- -	3	54	- 2 3	1	- - - -	
ARMAN Ben	6	5	2	10	3.3	8*	- - - 2	- -	1	34	- 2 2	4	- - - -	
SCOTT Ron	2	2	-	9	4.5	8	- - - -	- -	2	38	- 2 1	1	- - - -	
CRAIGIE Grant	1	2	-	7	3.5	6	- - - -	- -	4	58	- 1 1	1	- - - -	
CLYDESDALE Matt	1	1	-	5	5.0	5	- - - -	- -	7	83	- 1 1	-	- - - -	
SMITH John	2	2	-	5	2.5	4	- - - -	- -	1	33	- - 3	-	- - - -	
McEVOY Dennis	1	1	-	4	4.0	4	- - - -	- -	4	40	- - 4	-	- - - -	
CLARIDGE Daniel	4	3	1	4	2.0	4*	- - - 2	- -	1	19	- - 2	-	1 - 6 2	
WOODS Daniel	1	1	-	2	2.0	2	- - - -	- -	2	29	- - -	-	- - - -	
CROUCH Jack	1	1	1	1	-	1*	- - - -	- -	1	50	- - 1	-	- - - -	
FONTAINE Gavin	1	1	-	1	1.0	1	- - - -	- -	1	5	- - 1	-	- - - -	
WOODFIELD Andrew	3	2	-	1	0.5	1	- - - 1	- -	0	50	- - 1	1	- - - -	
MATTHEWS Jacob	1	1	-	0	0.0	0	- - - 1	- -	0	-	- - -	-	- - - -	
TONKIN Braedon	1	1	-	0	0.0	0	- - - 1	- -	0	-	- - -	1	- - - -	
FULLER Paul	1	1	-	0	0.0	0	- - - 1	- -	0	-	- - -	-	- - 5 1	
MARKS Greg	4	2	-	0	0.0	0	- - - 2	- -	0	-	- - -	-	3 1 7 3	

2017/18 BOWLING STATISTICS IN B GRADE

Player Name	Ga	Bowling Inn	Overs	Mdn	Runs	Wkt	Ave	Innings Best	Fig	% Tm	How Ct Bo	Out Lb St	Wkt/ InnB	Ball/ Wkt	Run/ Over
BRUSNAHAN Dale	11	12	95.4	15	333	23	14.5	6/29	1 2	26	11 11 1	-	1.9	25.0	3.5
MARSHALL Ashley	10	8	57.4	10	208	14	14.9	4/27	- 3	19	7 3 4	-	1.8	24.7	3.6
CONROY Jason	12	12	52.5	5	241	14	17.2	6/40	1 2	16	12 1 - 1	-	1.2	22.6	4.6
MASON Steve	7	6	40	8	147	9	16.3	5/9	1 -	17	2 6 1	-	1.5	26.7	3.7
GREEN Anthony	4	3	17	4	67	7	9.6	4/20	- 2	21	5 1 1	-	2.3	14.6	3.9
CORNELISSEN Jack	5	5	38	3	178	7	25.4	2/30	- -	16	5 2 -	-	1.4	32.6	4.7
MASON John	2	2	8	1	55	4	13.8	3/30	- 1	22	3 - 1	-	2.0	12.0	6.9
ARMAN Ben	6	5	29.1	5	102	4	25.5	2/5	- -	10	4 - -	-	0.8	43.8	3.5
WOODS Daniel	1	1	3	-	15	3	5.0	3/15	- 1	38	1 2 -	-	3.0	6.0	5.0
WOODFIELD Andrew	3	1	8	1	48	3	16.0	3/48	- 1	14	1 2 -	-	3.0	16.0	6.0
McEVOY Dennis	1	1	5.3	1	13	2	6.5	2/13	- -	20	1 1 -	-	2.0	16.5	2.4
WILKIN Anthony	4	1	5.5	-	27	2	13.5	2/27	- -	11	- 2 -	-	2.0	17.5	4.6
SPANTON Troy	7	1	3	-	28	1	28.0	1/28	- -	2	1 - -	-	1.0	18.0	9.3
PANSINI Angelo	3	3	5	1	35	1	35.0	1/8	- -	6	1 - -	-	0.3	30.0	7.0
SCOTT Ron	2	2	14	4	39	1	39.0	1/26	- -	6	- 1 -	-	0.5	84.0	2.8
MONAHAN Phil	13	3	7	-	43	1	43.0	1/3	- -	1	- 1 -	-	0.3	42.0	6.1
JELBERT Curtis	1	1	9	1	47	1	47.0	1/47	- -	14	1 - -	-	1.0	54.0	5.2
TONKIN Braedon	1	1	15	3	58	1	58.0	1/58	- -	20	- 1 -	-	1.0	90.0	3.9
BARRITT Henry	5	1	1	-	13	-	-	-	- -	-	- - -	-	0.0	0.0	13.0
MATTHEWS Jacob	1	1	3	-	18	-	-	-	- -	-	- - -	-	0.0	0.0	6.0
CLARIDGE Daniel	4	1	8	1	55	-	-	-	- -	-	- - -	-	0.0	0.0	6.9
SMITH John	2	2	9	-	60	-	-	-	- -	-	- - -	-	0.0	0.0	6.7

2017/18 RUNS FROM EACH BATTING POSITION IN B GRADE

Player Name	Gam	Opener	No.3	No.4	No.5	No.6	No.7	No.8	No.9	No.10	No.11
BRUSNAHAN Dale	11	256@ 37	17@ 9	-@ -	8@ 8	6@ 3	-@ -	-@ -	1@ 1	-@ -	-@ -
CONLEY Andrew	7	220@ 55	-@ -	-@ -	-@ -	-@ -	-@ 0	-@ -	-@ -	-@ -	-@ -
HUGHES Peter	12	74@ 19	42@ 42	62@ 9	15@ 15	-@ -	-@ -	-@ -	-@ -	-@ -	-@ -
MONAHAN Phil	13	26@ 7	-@ -	1@ 1	122@ 31	8@ -	24@ 24	-@ -	-@ -	6@ -	-@ -
MARSHALL Ashley	10	-@ -	79@ 20	-@ -	54@ 18	-@ 0	-@ -	13@ 13	-@ -	-@ -	-@ -
SPANTON Troy	7	57@ 29	22@ 22	9@ 9	-@ -	14@ -	6@ 6	-@ -	-@ -	-@ -	-@ -

2017/18 MOST MINUTES PER INNINGS IN B GRADE (MIN. 3 INNINGS)

Rank	Player Name	Gam	All Inn	Timed Inn	Total Minutes	Minutes per Inning	Runs per Minute
1	SPANTON Troy	7	7	7	573	81.86	0.188
2	CONLEY Andrew	7	7	7	511	73.00	0.431
3	MASON John	2	3	3	170	56.67	0.341
4	MASON Steve	7	3	3	125	41.67	0.184
5	HUGHES Peter	12	13	13	482	37.08	0.400
6	MARSHALL Ashley	10	9	9	317	35.22	0.461
7	MONAHAN Phil	13	14	14	459	32.79	0.407
8	BRUSNAHAN Dale	11	14	14	456	32.57	0.632

2017/18 MOST PARTNERSHIP RUNS IN B GRADE

Rank	Player Name	Gam	Total Pship Runs	Pship Runs per Inn	Best PShip	Pships of 100 50 30	Player Runs	% of P'ship
1	CONLEY Andrew	7	513	73.3	86	- 3 3	220	42.9
2	BRUSNAHAN Dale	11	462	33.0	116	1 - 2	288	62.3
3	MONAHAN Phil	13	407	29.1	86	- 1 4	187	45.9
4	HUGHES Peter	12	403	31.0	64	- 1 5	193	47.9
5	SPANTON Troy	7	385	55.0	116	1 - 2	108	28.1
6	MARSHALL Ashley	10	293	32.6	47	- - 4	146	49.8
7	CONROY Jason	12	139	13.9	39	- - 1	36	25.9

B GRADE MATCH REPORTS

2017/18 Division 4 Premiership Table

Rank	Team	P	W2	W1	D	L1	L2	Wkts Lost	Runs For	Wkts Taken	Runs Agnst	Points	Quotient
1	Western Youth Centre II	14	2	10	1	1	0	95	2704	144	2141	86	1.9144
2	Fitzroy	14	0	9	1	4	0	95	1964	128	1923	61	1.3761
3	Kenilworth	14	0	7	1	6	0	106	2183	115	2143	51	1.1052
4	Sheidow Park II	14	1	5	1	7	0	121	1984	112	2073	51	0.8859
5	Plympton Footballers II	14	0	6	1	7	0	105	1972	115	1990	46	1.0853
6	Coromandel II	14	0	5	1	8	0	119	1831	105	1812	40	0.8916
7	Warradale II	14	0	5	1	6	2	129	1841	102	1939	39	0.7507
8	South Road II	14	0	2	1	10	1	138	2054	87	2512	25	0.5155

Summary of B Grade Results

Round 1	LOST 1st Innings	WESTERN YOUTH C. 8-208 WARRADALE 10-118	A Woodifield 3/48; D Woods 3/15; P Monahan 65*;
Round 2	LOST 1st Innings	WARRADALE 10-67 PLYMPTON FOOTB. 4-68	A Marshall 38; D Brusnahan 2/30; B Arman 2/5;
Round 3	WON 1st Innings	COROMANDEL 10-112 WARRADALE 7-114	D Brusnahan 6/29; D Brusnahan 26; A Marshall 26;
Round 4	LOST 1st Innings	WARRADALE 9A-129 KENILWORTH 10-185 WARRADALE 4-85	D Brusnahan 46; D Brusnahan 3/58; J Conroy 6/40; D Brusnahan C3; T Spanton 25*;
Round 5	LOST 1st Innings	WARRADALE 10-162 FITZROY 5-242	T Spanton 30; R Dey 39; J Cornelissen 2/45;
Round 6	WON 1st Innings	WARRADALE 3-153 SHEIDOW PARK 10-106	A Conley 72*; P Monahan 44*; D Brusnahan 2/18; J Cornelissen 2/30; S Mason 5/9;
Round 7	WON 1st Innings	SOUTH ROAD 10-146 WARRADALE 3-152	D Brusnahan 4/52; A Marshall 4/27; S Mason 2/29; J Cornelissen C3; D Brusnahan 101*; T Spanton 22;
Round 8	DRAW	WARRADALE FITZROY	Abandoned Due To Heat Rule
Round 9	WON 1st Innings	KENILWORTH 9A-109 WARRADALE 8-110	J Conroy 3/17; A Marshall 4/31; D Palmer 25;
Round 10	LOST 1st Innings	WARRADALE 10-42 COROMANDEL 1-43	
Round 11	LOST 1st Innings	PLYMPTON FOOTB. 10-142 WARRADALE 10-111	D Brusnahan 2/11; J Cornelissen 2/35; D McEvoy 2/13; J Mason 3/30; J Mason 44;
Round 12	LOST Outright	WARRADALE 10-142 WESTERN YOUTH C. 8d-206 WARRADALE 10-70 WESTERN YOUTH C. 0-8	A Conley 28; J Cornelissen 22; P Monahan 24; J Conroy 3/17; B Arman C3; D Brusnahan 20;
Round 13	LOST Outright	SHEIDOW PARK 7d-210 WARRADALE 10-59 WARRADALE 10-100	A Green 4/20; P Hughes 38;
Round 14	WON 1st Innings	WARRADALE 5-223 SOUTH ROAD 10-154	A Conley 96*; P Hughes 42; A Marshall 35; A Marshall 4/31; A Green 3/21; A Wilkin 2/27;

Round 1: WARRADALE v WESTERN YOUTH CENTRE at AWAY Ground (LOST 1st Innings)

Western Youth batted first and we got off to a good start thanks to solid opening spells from Brusnahan & Marshall, which had them 2/29 off 10 overs. But from then on, our remaining bowlers all went for around 6 an over and they finished with 208 off their 40 overs.

In reply, we collapsed to be 6/38 off 13 overs, including a mid-order collapse of 5/11 in 7 overs (which took 31 minutes). The only batsman who showed any resilience was Phil Monahan with 65 in 98 minutes, and we were bowled out for 118 in the 32nd over.

Highlights

- Monahan 65 not out
- Woodifield 3/48
- Woods 3/15
- Extras 3rd top score

Season: 2017/18, Round 1		Date: 07OCT	Grade: B	Division: 4	Captain: DEY Richard	
WESTERN YOUTH CENTRE 8-208 (40 ov)						
Ord-Bowler-----	Runs off each over-----	Ovrs	Md	Runs	Wkts--	How out-----
1 BRUSNAHAN Dale	MW.2.6.2.7.2.2.6	8	1	27	1	ct1;
2 MARSHALL Ashley	M.M.4.4.4W.9.6.6	8	2	33	1	ct1;
3 CONROY Jason	1.7.4.12	4	0	24	0	
4 GREEN Anthony	9.5.6.6	4	0	26	0	
5 WOODIFIELD Andrew	7.2.8W.18W.10.1.M.2W	8	1	48	3	ct1;bo2;
6 MONAHAN Phil	8.7.7.5.2	5	0	29	0	
7 WOODS Daniel	8W.3W.4W	3	0	15	3	ct1;bo2;
Fielding (caught,stumped,runout,asstd.r/o)-----						
FULLER P: WK(c0,s0,byes 5), PALMER D: c1, BRUSNAHAN D: c1, CONROY J: c1, WOODIFIELD A: c1,						
Fielding Votes: 1st- PALMER Dave 2nd- BRUSNAHAN Dale 3rd-						

WARRADALE 10-118 (31.5 ov)				
Ord-Min--Batsman-----	Scoring Strokes-----	How Out---	Fow &	N.O.Batsman-----
1 12 PALMER Dave	1	LBW	1- 9	BRUSNAHAN D 7
2 33 BRUSNAHAN Dale	34424	Caught	17- 30	WOODS D 2
3 15 MARSHALL Ashley	4	Caught	4- 27	BRUSNAHAN D 17
4 14 WOODS Daniel	2	Caught	2- 34	MONAHAN P 4
5 98 MONAHAN Phil	4114144414444442411414	Not Out	65	
6 10 FULLER Paul		Caught	0	MONAHAN P 4
7 6 DEY Richard	11	Bowled	2- 36	MONAHAN P 4
8 38 FONTAINE Gavin	1	Run Out	1- 58	MONAHAN P 23
9 16 GREEN Anthony	4114	Stumped	10- 97	MONAHAN P 48
10 15 CONROY Jason	111	Bowled	3- 118	MONAHAN P 65
11 2 WOODIFIELD Andrew		Caught	0	MONAHAN P 65
Extras 13				

Round 2: WARRADALE v PLYMPTON FOOTBALLERS at AWAY Ground (LOST 1st Innings)

Things went from bad to worse in this one-day game against Plympton. We batted first and were skittled for just 67 in 28.3 overs. Ash Marshall was the only contributor with the bat, making 38 in 91 minutes. After being 4/63 in 23 overs, we again collapsed, to lose 6/4 in 5.3 overs (which took just 21 minutes). That's right we lost 6 wickets in 21 minutes – at the very least we need to work on walking out to the crease a bit more slowly!

They polished the runs off easily with just 4 wickets down in the 14th over.

Highlights

- Ash Marshall 38
- Brusnahan 2/30
- Ben Arman 2/5
- Extras 3rd top score

Season: 2017/18, Round 2		Date: 14OCT	Grade: B	Division: 4	Captain: DEY Richard				
WARRADALE 10-67 (28.3 ov)									
Ord	Min	Batsman	Scoring Strokes	How Out	Runs	Fov	&	N.O.	Batsman
1	2	PALMER Dave		Caught	0	1-	0		DEY R
2	11	DEY Richard		Caught	0	2-	2		MARSHALL A
3	91	MARSHALL Ashley	412144111412144111	Run Out	38	7-	65		MATTHEWS J
4	13	CLYDESDALE Matt	41	Bowled	5	3-	8		MARSHALL A
5	33	MONAHAN Phil	111114	Caught	9	4-	44		MARSHALL A
6	28	BRUSNAHAN Dale	411	Caught	6	5-	63		MARSHALL A
7	6	MARKS Greg		Bowled	0	6-	64		MARSHALL A
8	9	MATTHEWS Jacob		Bowled	0	9-	65		CROUCH J
9	1	ARMAN Ben		Caught	0	8-	65		MATTHEWS J
10	10	CROUCH Jack	1	Not Out	1				
11	5	WOODIFIELD Andrew	1	Bowled	1	10-	67		CROUCH J
		Extras			7				
PLYMPTON FOOTBALLERS 4-68 (13.1 ov)									
Ord	Bowler	Runs off each over	Ovrs	Md	Runs	Wkts	How out		
1	BRUSNAHAN Dale	M.7.5W.6W.9.M.3	7	2	30	2	ct1;bo1;		
2	MARSHALL Ashley	2.10	2	0	12	0			
3	MATTHEWS Jacob	4.5.9	3	0	18	0			
4	ARMAN Ben	4W.1	1.1	0	5	2	ct2;		
Fielding (caught, stumped, runout, asstd.r/o)									
MARKS G: WK(c2,s0,byes 2), ARMAN B: c1,									
Fielding Votes:		1st- ARMAN Ben	2nd- MATTHEWS Jacob		3rd-				

Round 3: WARRADALE v COROMANDEL at Mawson/Marymount (WON 1st Innings)

Yay, a match where we weren't pathetic and we finally had more than 1 contributor with the bat. Coromandel batted first and the star of the show was Dale Brusnahan who got two early breakthroughs in his first spell, and then cleaned up the tail in his second spell (including a hat-trick) to finish with career best figures of 6/29 - and became the 5th youngest player in the club's history to take a six-for. We bowled them out for 112.

Our run chase was going well at 2/77 off 23 overs, but talk of perhaps going for an outright led to a couple of sloppy dismissals which was the catalyst for another batting collapse of 5/16, which left us at 7/93. The difference this time was the smallish size of the run chase and the fact that we had Troy Spanton shoring up the lower order with a patient but crucial 14 runs in 90 minutes. We eventually got the runs 7 wickets down.

Highlights

- Brusnahan 6/29 & hat-trick
- Ben Arman 1/22 off 11 as an opener
- Troy Spanton 14* in 90 minutes

Season: 2017/18, Round 3		Date: 21OCT/28OCT	Grade: B	Division: 4	Captain: DEY Richard		
COROMANDEL 10-112 (40.4 ov)							
Ord	Bowler	Runs off each over	Ovrs	Md	Runs Wkts	How out	
1	BRUSNAHAN Dale	1.M.5W.MW.4.7.M.10.2WWH.0W	9.4	3	29 6	ct2;bo4;	
2	ARMAN Ben	2.4.2.2.6.4.M.M.1W.M.1	11	3	22 1	ct1;	
3	MARSHALL Ashley	1.MW.M.3.M.3.9.4.4	9	3	24 1	ct1;	
4	MASON Steve	2.M.3W.4.5.3.M.3.4.4.8	11	2	36 1	lb1;	
Fielding (caught, stumped, runout, asstd.r/o)							
TONKIN A: WK(c0,s0,byes 0), BRUSNAHAN D: r1, DEY R: c2, MARSHALL A: c1, HUGHES P: c1,							
Fielding Votes: 1st- BRUSNAHAN Dale 2nd- DEY Richard 3rd-							
WARRADALE 7-114 (51 ov)							
Ord	Min	Batsman	Scoring Strokes	How Out	Runs	Fov & N.O.	Batsman
1	40	BRUSNAHAN Dale	46412441	Caught	26	2- 30	MARSHALL A 0
2	26	DEY Richard	1	Caught	1	1- 17	BRUSNAHAN D 15
3	55	MARSHALL Ashley	141461144	Caught	26	3- 77	HUGHES P 19
4	45	HUGHES Peter	1441111114	Caught	19	4- 77	MONAHAN P 0
5	15	MONAHAN Phil	1	Caught	1	5- 78	SPANTON T 0
6	90	SPANTON Troy	111112412	Not Out	14		
7	18	BARRITT Henry	2	Caught	2	6- 81	SPANTON T 0
8	24	TONKIN Andrew	42	Bowled	6	7- 93	SPANTON T 5
9	33	ARMAN Ben	44	Not Out	8		
		MASON Steve		dnb			
		WOODIFIELD Andrew		dnb			
		Extras			11		

Fitzroy 5-242 (45 ov)									
Ord-Bowler-----	Runs off each over-	Ovrs	Md	Runs	Wkts---	How out-----			
1 CORNELISSEN Jack	10.6.1.8.2.3W.3.4.8W	9	0	45	2	ct2;			
2 MASON Steve	MW.9.4.5.6.7.6	7	1	37	1	ct1;			
3 TONKIN Braedon	M.4.M.1W.1.5.4.14.11.1.3.M.2.2.10	15	3	58	1	bol;			
4 CONROY Jason	5W.4.1.3.6.11	6	0	30	1	bol;			
5 CLARIDGE Daniel	M.5.14.5.6.4.4.17	8	1	55	0				
<i>Fielding (caught, stumped, runout, asstd.r/o)</i>									
SPANTON T: WK(c0,s0,byes 0), TONKIN A: WK(c0,s0,byes12), c1, TONKIN B: c1, CONROY J: c1,									
Fielding Votes: 1st- CONROY Jason 2nd- CORNELISSEN Jack 3rd-									

Season: 2017/18,	Round 8	Date: 06JAN	Grade: B	Division: 4	Captain: PALMER Dave
WARRADALE Team for this Match					
PALMER Dave	HUGHES Peter	MASON Steve			
CONLEY Andrew	TONKIN Andrew	MARKS Greg			
MARSHALL Ashley	CONROY Jason	WILKIN Anthony			
MONAHAN Phil	CLARIDGE Daniel				

Round 9: WARRADALE v KENILWORTH at Mawson/Marymount (WON 1st Innings)

In Jason Conroy's 200 games celebration match (in his 201st game), he had a day out, by opening the bowling and taking the first 3 wickets, and then finishing off the day by hitting the winning runs. Thanks to all Jason's family and friends for turning up and making it a great occasion. After Jay got the ball rolling with the first three wickets, Ash Marshall cleaned up the lower order and we bowled them out for just 109 in 24 overs. Whist our reply with the bat was not overly convincing, for the third match in a row we didn't lose a clump of 5 or 6 wickets in a row, and with 4 batsmen making double figures we got over the line... Just.

Highlights

• Jason Conroy's big day – 200 games, 3/17 & 4no • Ash Marshall 4/31 & 13 • Dave Palmer 25

Season: 2017/18, Round 9		Date: 13JAN	Grade: B	Division: 4	Captain: PALMER Dave
KENILWORTH 9A-109 (24 ov)					
Ord-Bowler-----	Runs off each over-----	Ovrs	Md	Runs	Wkts---How out-----
1 BRUSNAHAN Dale	2.6.1.5.M.Mw	6	2	14	1 ct1;
2 CONROY Jason	1.3W.M.2Ww.11	5	1	17	3 ct3;
3 MASON Steve	5.5.12	3	0	22	0
4 MARSHALL Ashley	5W.8.2.10W.1.1W.4W	7	0	31	4 ct1;bo1;lb2;
5 PANSINI Angelo	9.M.6	3	1	15	0
Fielding (caught,stumped,runout,asstd.r/o)-----					
SPANTON T: WK(c0,s0,byes10), ar1, CONLEY A: c1, BRUSNAHAN D: c2,ar1, MONAHAN P: c1, PALMER D: c1,					
Fielding Votes: 1st- BRUSNAHAN Dale 2nd- ARMAN Ben 3rd- MONAHAN Phil					
WARRADALE 8-110 (39 ov)					
Ord-Min--Batsman-----	Scoring Strokes-----	How Out-----	Runs-----	Fow &	N.O.Batsman-----
1 30 CONLEY Andrew	14	Run Out	5	1- 26	BRUSNAHAN D 18
2 32 BRUSNAHAN Dale	144144	Bowled	18	2- 26	PANSINI A 0
3 13 PANSINI Angelo	6	Caught	6	3- 34	MONAHAN P 1
4 21 MONAHAN Phil	1	Caught	1	4- 44	HUGHES P 8
5 52 HUGHES Peter	1412111112	Caught	15	5- 80	PALMER D 21
6 51 PALMER Dave	14441124121	Bowled	25	6- 87	SPANTON T 2
7 38 SPANTON Troy	21111	Bowled	6	8-104	CONROY J 0
8 22 MARSHALL Ashley	211414	Caught	13	7-104	SPANTON T 6
9 15 CONROY Jason	112	Not Out	4		
10 12 ARMAN Ben	1	Not Out	1		
MASON Steve		dnb			
Extras			16		

WINNERS FROM BAREFOOT BOWLS DAY

L to R: Andrew Tonkin, Phil Monahan, Joel Wilkin, Andrew Conley, Andrew Woodfield, Jay Conroy

Round 10: WARRADALE v COROMANDEL at AWAY Ground (LOST 1st Innings)

A game to forget

We were bowled out for 42 in 27 overs and they got the runs in just 6 overs... embarrassing.

The fact Dan Claridge got 26 votes in our best team man award for making 4 not out says it all.

Highlights

• Dan Claridge 4 not out in 48 minutes

• Extras 2nd top score with 8

Season:	2017/18,	Round	10	Date:	20JAN	Grade:	B	Division:	4	Captain:	PALMER Dave
WARRADALE 10-42 (26.5 ov)											
Ord-Min	Batsman	Scoring Strokes	How Out	Runs	Fov	&	N.O.	Batsman			
1	24	MONAHAN Phil	111	LBW	3	3- 15	HUGHES P	0			
2	14	BRUSNAHAN Dale	11611	Bowled	10	1- 14	MONAHAN P	2			
3	5	PANSINI Angelo		Caught	0	2- 15	MONAHAN P	3			
4	50	HUGHES Peter	2	Bowled	2	6- 21	TONKIN A	0			
5	10	PALMER Dave	11	Caught	2	4- 18	HUGHES P	0			
6	25	MARSHALL Ashley		Caught	0	5- 20	HUGHES P	2			
7	37	TONKIN Andrew	142	Bowled	7	7- 31	CLARIDGE D	1			
8	48	CLARIDGE Daniel	112	Not Out	4						
9	2	CONROY Jason		Caught	0	8- 32	CLARIDGE D	2			
10	9	ARMAN Ben	1	LBW	1	9- 34	CLARIDGE D	2			
11	8	WILKIN Anthony	14	Caught	5	10- 42	CLARIDGE D	4			
		Extras			8						
COROMANDEL 1-43 (6 ov)											
Ord-Bowler	Runs off each over	Ovrs	Md	Runs	Wkts	How out					
1	BRUSNAHAN Dale	10.4	2	0	14	0					
2	CONROY Jason	5.9	2	0	14	0					
3	PANSINI Angelo	8W	1	0	8	1	ct1;				
4	ARMAN Ben	7	1	0	7	0					
Fielding (caught, stumped, runout, asstd. r/o)											
CLARIDGE D: WK(c0,s0,byes 0), BRUSNAHAN D: c1,											
Fielding Votes: 1st- WILKIN Anthony 2nd- BRUSNAHAN Dale 3rd-											

Round 11: WARRADALE v PLYMPTON at Mawson/Marymount (LOST 1st Innings)

This was a very disheartening game. We unveiled a couple of very handy new recruits, but unfortunately we stuffed up the transfer process for one of them, which meant he wasn't eligible to play. We picked them both anyway, but it meant that even if we won, we would probably lose the points.

Plympton batted first and we managed to bowl them out for 142 inside their 40 overs, which was a good effort. Dale Brusnahan & Jason Conroy did a good job by opening the bowling and keeping it tight early to have them 1/18 off 10 overs, but they got off the chain when our first change bowlers came on.

On a fast Marymount Oval, 142 was a very gettable score if we were good enough, but as it turned out, we weren't. Only John Mason with 44 in 96 minutes, was able to get going and we were bowled out for 111 runs with 5 overs still remaining.

Highlights

• Brusnahan 2/11 off 8 overs

• John Mason 44 & 3 wickets

• McEvoy 2/13

Season:	2017/18,	Round	11	Date:	03FEB	Grade:	B	Division:	4	Captain:	PALMER Dave
PLYMPTON FOOTBALLERS 10-142 (37.3 ov)											
Ord-Bowler	Runs off each over	Ovrs	Md	Runs	Wkts	How out					
1	BRUSNAHAN Dale	M.4.M.1.2W.1W.2.1	8	2	11	2	bo2;				
2	CONROY Jason	4.1.M.1.1.6.3.M	8	2	16	0					
3	CORNELISSEN Jack	1.12.M.M.4W.10.8W	7	2	35	2	cb1;ct1;				
4	MARSHALL Ashley	12.M.5.2.8	5	1	27	0					
5	McEVoy Dennis	1.M.1.7.4W.0W	5.3	1	13	2	ct1;bo1;				
6	MASON John	10.5.9WW.6W	4	0	30	3	ct2;lb1;				
Fielding (caught, stumped, runout, asstd. r/o)											
CLARIDGE D: WK(c1,s0,byes 6), ar1, HUGHES P: c1, MASON J: ar1, CORNELI'EN J: c2, PALMER D: c1,											
Fielding Votes: 1st- CORNELISSEN Jack 2nd- MASON John 3rd-											
WARRADALE 10-111 (34.4 ov)											
Ord-Min	Batsman	Scoring Strokes	How Out	Runs	Fov	&	N.O.	Batsman			
1	33	CONLEY Andrew	411121	LBW	11	2- 29	MASON J	6			
2	20	HUGHES Peter	111144	LBW	12	1- 18	CONLEY A	6			
3	96	MASON John	21121322414111111111444	Stumped	44	7-103	PALMER D	4			
4	14	McEVoy Dennis	1111	Bowled	4	3- 39	MASON J	10			
5	48	MARSHALL Ashley	111141	LBW	9	4- 68	MASON J	29			
6	1	BRUSNAHAN Dale		Caught	0	5- 68	MASON J	29			
7	6	CORNELISSEN Jack	4246	Bowled	16	6- 85	MASON J	30			
8	20	PALMER Dave	1111	Caught	4	9-107	MONAHAN P	4			
9	2	CLARIDGE Daniel		Caught	0	8-103	PALMER D	4			
10	11	MONAHAN Phil	411	Not Out	6						
11	4	CONROY Jason	1	Caught	1	10-111	MONAHAN P	6			
		Extras			4						

Round 12: WARRADALE v WESTERN YOUTH CENTRE at Mawson/Marymount (LOST Outright)

Against the top side we batted first and ground our way to 142 all out off 47 overs, due to the fact there were no major collapses (normally 3/2 would be a collapse, but in the b grade this year it doesn't really qualify). Not a great score, but it was our 4th highest score of the year to date.

We had them 2/32 at stumps on the first night and an early wicket the second day gave us hope at 3/42. But it was all downhill from then on, they didn't lose another wicket before passing our score, and they batted on to 8/206 declared before sending us back in.

If we wiped off the 64 run deficit we only had to bat for 33 overs to avoid the outright defeat.

Unfortunately we fell 19 balls short. Despite an opening partnership of 39 and a last wicket partnership of 11, in the middle we lost 9/20. They only had to make 8 runs in 4 overs to win outright.

Highlights

• Andrew Conley 28 in 83 minutes

• Jason Conroy 3/17

Season: 2017/18, Round 12 Date: 10FEB/17FEB Grade: B Division: 4 Captain: PALMER Dave									
WARRADALE 10-142 (46.2 ov)									
Ord	Min	Batsman	Scoring Strokes	How Out	Runs	Fow	&	N.O.	Batsman
1	13	HUGHES Peter	24	Run Out	6	1-	7	CONLEY A	0
2	83	CONLEY Andrew	24114414214	LBW	28	3-	57	SPANTON T	9
3	37	MASON John	114211	Caught	10	2-	26	CONLEY A	6
4	35	SPANTON Troy	411111	Caught	9	4-	59	CORNELI'EN J	2
5	20	CORNELISSEN Jack	2621641	Stumped	22	6-	82	MONAHAN P	1
6	1	PALMER Dave		Caught	0	5-	59	CORNELI'EN J	2
7	43	MONAHAN Phil	144241161	Bowled	24	7-	115	PANSINI A	2
8	45	PANSINI Angelo	114121412	Caught	17	9-	131	SCOTT R	0
9	5	BRUSNAHAN Dale	1	Caught	1	8-	121	PANSINI A	7
10	31	SCOTT Ron	44	Caught	8	10-	142	CONROY J	3
11	20	CONROY Jason	12	Not Out	3				
		ARMAN Ben		dnb					
		GREEN Anthony		dnb					
		Extras			14				

WESTERN YOUTH CENTRE 8d-206 (41 ov)											
Ord	Bowler	Runs off each over					Ovrs	Md	Runs	Wkts	How out
1	CORNELISSEN Jack	1.4.10.5.9.7.7W					7	0	43	1	ct1;
2	SCOTT Ron	M.M.1W.1.3.8.6.6.1					9	2	26	1	bo1;
3	PANSINI Angelo	12					1	0	12	0	
4	BRUSNAHAN Dale	1W.1.2.5.11.2.2.5					8	0	29	1	bo1;
5	CONROY Jason	M.8W.1W.8W					4	1	17	3	ct3;
6	ARMAN Ben	M.1.3W.2.5.4.13.13					8	1	41	1	cb1;
7	MASON John	9W.M.9.7					4	1	25	1	ct1;
Fielding (caught, stumped, runout, asstd.r/o)											
SPANTON T: WK(c0,s0,byes 6), CONLEY A: c1, MASON J: c1, CORNELI'EN J: c1, ARMAN B: c3,											
Fielding Votes: 1st- ARMAN Ben 2nd- CORNELISSEN Jack 3rd-											

WARRADALE 10-70 (29 ov)									
Ord	Min	Batsman	Scoring Strokes	How Out	Runs	Fow	&	N.O.	Batsman
1	24	HUGHES Peter	444411	Caught	18	1-	39	BRUSNAHAN D	15
2	29	BRUSNAHAN Dale	4442141	Stumped	20	2-	44	MASON J	0
3	37	MASON John	1111	LBW	4	6-	56	CONLEY A	0
4	1	PANSINI Angelo		Caught	0	3-	45	MASON J	0
5	8	MONAHAN Phil	1	Caught	1	4-	48	MASON J	1
6	5	CORNELISSEN Jack	2	Bowled	2	5-	51	MASON J	2
7	24	CONLEY Andrew		Caught	0	7-	56	SCOTT R	0
8	25	SCOTT Ron	1	Caught	1	9-	59	CONROY J	2
9	1	ARMAN Ben		Caught	0	8-	56	SCOTT R	0
10	24	CONROY Jason	1142	Not Out	8				
11	9	GREEN Anthony	4	Caught	4	10-	70	CONROY J	8
		Extras			12				

WESTERN YOUTH CENTRE 0-8 (1.1 ov)									
Ord	Bowler	Runs off each over	Ovrs	Md	Runs	Wkts	How out		
1	BRUSNAHAN Dale	5	1	0	5	0			
2	CONROY Jason	2	0.1	0	2	0			
Fielding (caught, stumped, runout, asstd.r/o)									
PANSINI A: WK(c0,s0,byes 1),									

ANDREW TONKIN'S WICKET-KEEPING MASTER CLASS**Lesson 1: The Off-Side Take**

Round 13: WARRADALE v SHEIDOW PARK at AWAY Ground (LOST Outright)

In this match we fielded our oldest ever Warradale side to date, with an average age of 46.7 years. This beat our previous oldest side at 46.6 years for Bung's 300th game in 2009, and would be beaten the following match in John Smith's last game.

Sheidow Park, who needed to win outright to keep their finals chances alive, batted first and declared at 7/210 off 39 overs. Under great pressure to avoid winning the broken stump award, Greeny rose to the occasion to take 4/20 off 6 overs. In reply we were 6/31 at stumps on the first day, and eventually bowled out for 59 off 32 overs. Only Jason Conroy showed any real resistance, batting for 62 minutes for his 3 runs. We followed on, needing to bat for 50 overs to avoid the outright. We were looking okay at 3/76 off 26 overs, but yet again a collapse of 7/24 left us 6 overs short of surviving.

Highlights

- Anthony Green 4/20
- Jason Conroy 112 minutes batted over the two innings
- Andrew Tonkin's 19 bye wicket-keeping Master Class

Season: 2017/18,	Round 13	Date: 24FEB/03MAR	Grade: B	Division: 4	Captain: PALMER Dave
SHEIDOW PARK 7d-210 (39 ov)					
Ord-Bowler-----	Runs off each over-----	Ovrs	Md	Runs	Wkts-----How out-----
1 BRUSNAHAN Dale	5.6.2W.6.2.6.1.1.8.9	10	0	46	1 bol;
2 JELBERT Curtis	1.10.MW.1.1.2.11.7.14	9	1	47	1 ct1;
3 CONROY Jason	1.3.3.3.5.10.12	7	0	37	0
4 SMITH John	1.5.3.5.8.7	6	0	29	0
5 GREEN Anthony	M.5W.4.5W.2.4WW	6	1	20	4 cb1;ct2;lb1;
6 MONAHAN Phil	11	1	0	11	0
Fielding (caught, stumped, runout, asstd.r/o)-----					
TONKIN A: WK(c1,s0,byes19), PALMER D: ar1, JELBERT C: c2, GREEN A: c1,ar1,					
Fielding Votes: 1st- JELBERT Curtis 2nd- CONROY Jason 3rd-					

WARRADALE 10-59 (32 ov)					
Ord-Min--Batsman-----	Scoring Strokes-----	How Out	Runs	Fow &	N.O.Batsman-----
1 16 PALMER Dave	111	Caught	3	2- 15	BRUSNAHAN D 4
2 10 JELBERT Curtis	1114	Bowled	7	1- 10	PALMER D 2
3 14 BRUSNAHAN Dale	41222	Caught	11	3- 25	HUGHES P 3
4 10 HUGHES Peter	111	Caught	3	4- 25	MONAHAN P 0
5 30 MONAHAN Phil	11	LBW	2	5- 27	CONROY J 0
6 62 CONROY Jason	111	Bowled	3	7- 42	SMITH J 4
7 5 TONKIN Andrew	1	Caught	1	6- 30	CONROY J 0
8 29 SMITH John	121	LBW	4	8- 42	CRAIGIE G 0
9 8 CRAIGIE Grant	1	Bowled	1	9- 45	GREEN A 2
10 17 GREEN Anthony	1114	Caught	7	10- 59	WILKIN A 8
11 11 WILKIN Anthony	1421	Not Out	8		
Extras			9		

WARRADALE 10-100 (44.1 ov)					
Ord-Min--Batsman-----	Scoring Strokes-----	How Out	Runs	Fow &	N.O.Batsman-----
1 25 MONAHAN Phil	11	Caught	2	1- 12	HUGHES P 9
2 85 HUGHES Peter	114211112422114111241	Bowled	38	3- 64	CONROY J 4
3 17 JELBERT Curtis	1114	Caught	7	2- 25	HUGHES P 12
4 50 CONROY Jason	1211211	Caught	9	4- 76	BRUSNAHAN D 6
5 15 BRUSNAHAN Dale	4211	Bowled	8	5- 82	CRAIGIE G 4
6 21 CRAIGIE Grant	42	Bowled	6	6- 85	SMITH J 1
7 14 SMITH John	1	Caught	1	7- 85	PALMER D 0
8 26 PALMER Dave	21	Caught	3	8- 96	GREEN A 8
9 39 GREEN Anthony	121422	Not Out	12		
10 5 TONKIN Andrew		Caught	0	9- 98	GREEN A 10
11 8 WILKIN Anthony		Bowled	0	10-100	GREEN A 12
Extras			14		

ANDREW TONKIN'S WICKET-KEEPING MASTER CLASS**Lesson 2: The Leg-Side Take**

Round 14: WARRADALE v SOUTH ROAD at Mawson/Marymount (WON 1st Innings)

In **John Smith's last game for Warradale** we assembled the oldest ever team to represent the club, with an average age of 51.9 years old. Many past players turned up to watch the game, and a great day was had by all.

We batted first and thanks to a majestic 96 not out from Andrew Conley (including 18 off the last over) we amassed 5/223 in our 40 overs.

In the field, this aging team felt every single degree of the 35 degree heat, but we held most of our catches and bowled them out for 154 in the 32nd over. Ash Marshall with 4/31 and Anthony Green with 3/21 did a great job with the ball in ensuring we weren't out there for the full 40 overs.

Highlights

- Andrew Conley 96 not out (his 7th in 90's)
- Marshall 4/31 & 35 in 15 minutes
- Green 3/21

Season: 2017/18, Round 14		Date: 10MAR	Grade: B	Division: 4	Captain: CONLEY Andrew			
WARRADALE 5-223 (40 ov)								
Ord	Min	Batsman	Scoring Strokes	How Out	Runs	Fow &	N.O.	Batsman
1	27	MONAHAN Phil	11111	Bowled	5	1- 23		CONLEY A 12
2	143	CONLEY Andrew	4441121611414144461441114141114644	Not Out	96			
3	52	HUGHES Peter	1411414414144611	Caught	42	2- 87	CONLEY A	30
4	26	GIBBIE Dom	11114114	LBW	14	3-140	CONLEY A	62
5	15	MARSHALL Ashley	614614166	Run Out	35	4-178	CONLEY A	65
6	13	TONKIN Andrew	11411	Caught	8	5-199	CONLEY A	77
7	8	GREEN Anthony	14	Not Out	5			
		SCOTT Ron		dnb				
		SMITH John		dnb				
		CONROY Jason		dnb				
		WILKIN Anthony		dnb				
		Extras			18			
SOUTH ROAD 10-154 (31.5 ov)								
Ord	Bowler	Runs off each over	Ovrs	Md	Runs	Wkts	How out	
1	SCOTT Ron	5.5.M.M.3	5	2	13	0		
2	SMITH John	19.5.7	3	0	31	0		
3	MARSHALL Ashley	15W.5.1.MW.4W.5.MW.1	8	2	31	4	ct2;bo2;	
4	GREEN Anthony	MW.M.MW.3.9.5W.4	7	3	21	3	ct2;bo1;	
5	WILKIN Anthony	6.2.8.7.1W.3W	5.5	0	27	2	bo2;	
6	CONROY Jason	MW.15.9	3	1	24	1	ct1;	
Fielding (caught, stumped, runout, asstd.r/o)								
TONKIN A: WK(c1,s0,byes 5), GIBBIE D: c1, MARSHALL A: c1, SCOTT R: c1, WILKIN A: c1,								
Fielding Votes: 1st- WILKIN Anthony 2nd- SCOTT Ron 3rd-								

WARRADALE'S OLDEST EVER SIDE

Back Row: Andrew Conley (53.8), Jason Conroy (45.1), Ash Marshall (41.8), Ron Scott (48.3), Dom Gibbie (55.9), Joel Wilkin (52.6), Peter Hughes (56.9), Anthony Green (43.6)

Middle Row: John Smith (67.0)

Front Row: Phil Monahan (57.8), Andrew Tonkin (48.4)

Average age – 51.92 years young

C GRADE CAPTAIN'S REPORT

An incredibly frustrating season for the club after such a good season last year. For the C Grade, we tried hard all year and despite a great 3-0 start we fell back to the pack pretty quickly due to players coming in and out of the side and not being able to find any consistency. Some great individual performances (Glenn Harris with 693 runs) but not enough support from those around him to allow us to post competitive scores. Our bowling was very up and down, with no-one taking a 5 wicket haul all year.

There were plenty of positives with younger players like Brayden Pansini and Tyson Craigie both showing that they will be great players in the near future. It was also awesome to see both lads playing senior cricket with their dads... I'm sure Angelo & Grant would be stoked with the performances of their boys this season. It wasn't just their application and willingness to learn – it was their temperament and the spirit in which they played the game at all times, showing respect for their team mates and the opposition throughout the season.

No matter the hardship or bad luck we faced this season, we did it as a team. One of the things I love about Warradale is that the players support each other, have fun and enjoy the game even when we're struggling. It was great to have experienced club legends like Dom, Winner, Joel and Grant mixing in and supporting our younger players, and those new to the club the past few years. At the end of the day, we're all on the field to have a good time and to make the most of these long Summer days, before heading back to the club to share a few beers with our mates.

- Thanks again to Dan Claridge for his advice and support as vice-captain again this year.
- Thanks also to those who were bumped up and down the grades this year as every grade struggled for numbers.
- Thanks to Phil at selections and to the other captains for working together to try and give each grade a competitive team every game when we were struggling for consistency. You can't keep everyone happy and we did the best we could all year to try and make finals, but after such a good year last year it just wasn't to be.
- Special mention to Dave Palmer for his efforts with the B grade after Xmas – taking on the job, and helping the C's to try and make the finals in the last few games was greatly appreciated!!



Brett Bryson
C Grade Captain

2017/18 BATTING STATISTICS IN C GRADE

Player Name	Ga	Batting Inn	NO	Runs	Ave	Innings Hi	Scores 100	50	30	0	Pshps 100	% 50	% 30	Score 6's	Strokes 4's	1's	Fld Ct	W'Keeping Ct	St	Bye	Gam
HARRIS Glenn	14	12	3	693	77.0	137	2	4	3	-	1	6	31	64	35	76	148	5	-	-	-
PANSINI Angelo	7	7	-	196	28.0	44	-	-	-	-	-	2	16	61	16	16	28	5	-	-	-
GIBBIE Dom	9	7	1	185	30.8	74	-	1	1	-	1	-	14	42	1	25	51	2	-	-	-
SMITH Tim	11	10	1	140	15.6	35	-	-	3	-	1	3	8	33	1	22	36	1	5	-	39
BRYSON Brett	13	10	3	123	17.6	33*	-	-	1	1	-	1	6	34	-	17	43	5	-	-	5
CONLEY Andrew	3	3	-	118	39.3	77	-	1	1	-	1	3	17	36	1	15	46	-	-	-	-
CRAIGIE Grant	7	6	-	93	15.5	40	-	-	2	1	-	2	9	41	1	14	19	3	-	-	3
SCOTT Ron	8	6	1	88	17.6	47	-	-	1	1	-	1	8	46	1	11	20	1	-	-	-
CLARIDGE Daniel	10	9	1	83	10.4	33	-	-	1	2	-	-	4	51	2	10	17	6	1	-	3
CRAIGIE Tyson	11	10	4	67	11.2	15*	-	-	-	1	-	-	5	31	-	9	25	6	-	-	-
HUGHES Peter	2	2	1	42	42.0	28	-	-	-	-	-	-	19	32	1	3	14	-	-	-	-
CLYDESDALE Matt	1	1	-	33	33.0	33	-	-	1	-	-	-	23	32	-	3	15	2	-	-	-
PANSINI Brayden	10	7	3	29	7.3	16	-	-	-	2	-	-	2	44	-	1	11	-	-	-	-
TYNSKI Simon	5	4	-	17	4.3	8	-	-	-	1	-	-	3	49	-	2	5	1	1	-	1
LIGHTFOOT Derek	1	2	-	16	8.0	16	-	-	-	1	-	-	4	24	-	4	-	-	-	-	-
MARKS Greg	5	4	-	16	4.0	9	-	-	-	1	-	-	2	73	-	3	2	-	4	3	22
CONROY Jason	2	1	1	15	-	15*	-	-	-	-	-	-	4	56	-	2	2	1	-	-	-
BARRITT Henry	1	1	-	15	15.0	15	-	-	-	-	-	-	11	58	-	2	7	-	-	-	-
WILKIN Anthony	2	1	1	14	-	14*	-	-	-	-	-	-	3	41	-	2	4	-	-	-	-
CORNELISSEN Jack	1	1	-	14	14.0	14	-	-	-	-	-	-	8	44	-	3	2	-	-	-	-
BATES Simon	2	2	-	11	5.5	11	-	-	-	1	-	1	2	18	-	-	7	1	-	-	-
BROWNE Noel	1	1	-	7	7.0	7	-	-	-	-	-	-	6	78	1	-	1	1	-	-	-
GREEN Anthony	3	3	-	7	2.3	6	-	-	-	1	-	-	2	18	-	-	1	1	-	-	-
MARTIN Anthony	1	1	-	4	4.0	4	-	-	-	-	1	2	7	-	-	4	-	-	-	-	-
GULATI Sandeep	1	1	-	2	2.0	2	-	-	-	-	-	2	10	-	-	2	-	-	-	-	-
WOODIFIELD Andrew	6	4	1	2	0.7	1	-	-	-	1	-	-	0	8	-	-	2	-	-	-	-
ARMAN Sam	2	1	1	1	-	1*	-	-	-	-	-	-	0	50	-	-	1	-	-	-	-
TONKIN Andrew	2	1	-	1	1.0	1	-	-	-	-	-	-	1	20	-	-	1	-	-	-	8
CROUCH Jack	7	5	1	1	0.3	1	-	-	-	3	-	-	0	4	-	-	1	1	-	-	-
CANDLETT Shane	1	-	-	0	-	-	-	-	-	-	-	-	0	-	-	-	-	-	-	-	-
STUART Dave	1	-	-	0	-	-	-	-	-	-	-	-	0	-	-	-	-	-	-	-	-
SMITH John	2	1	-	0	0.0	0	-	-	-	1	-	-	0	-	-	-	-	-	-	-	-
SPANTON Troy	1	1	-	0	0.0	0	-	-	-	1	-	-	0	-	-	-	2	-	-	-	-
JEYNES Steve	3	2	-	0	0.0	0	-	-	-	2	-	-	0	-	-	-	1	-	-	-	-

2017/18 BOWLING STATISTICS IN C GRADE

Player Name	Ga	Bowling Inn	Overs	Mdn	Runs	Wkt	Ave	Innings Best	Fig 5w	% 3w	% Tm	How Ct	Out Bo	Lb	St	Wkt/ InnB	Ball/ Wkt	Run/ Over
BRYSON Brett	13	12	76	10	335	13	25.8	4/55	-	1	15	7	4	2	-	1.1	35.1	4.4
SCOTT Ron	8	7	54	13	156	10	15.6	4/27	-	1	22	7	2	-	1	1.4	32.4	2.9
CLARIDGE Daniel	10	10	82.4	14	329	10	32.9	2/18	-	13	7	2	1	-	1	1.0	49.6	4.0
PANSINI Angelo	7	6	45	8	169	9	18.8	3/9	-	1	19	7	1	1	-	1.5	30.0	3.8
PANSINI Brayden	10	9	54.3	8	191	8	23.9	3/33	-	1	13	3	3	1	1	0.9	40.9	3.5
CROUCH Jack	7	5	28	3	144	5	28.8	2/20	-	13	5	-	-	-	-	1.0	33.6	5.1
CLYDESDALE Matt	1	1	4.2	-	18	4	4.5	4/18	-	1	40	3	1	-	-	4.0	6.5	4.2
HARRIS Glenn	14	10	49	6	182	4	45.5	1/3	-	-	4	2	1	1	-	0.4	73.5	3.7
WILKIN Anthony	2	2	19	4	43	3	14.3	2/22	-	-	20	2	-	1	-	1.5	38.0	2.3
WOODIFIELD Andrew	6	4	14	2	50	3	16.7	2/10	-	-	9	2	-	1	-	0.8	28.0	3.6
CORNELISSEN Jack	1	1	7	-	56	3	18.7	3/56	-	1	38	1	-	2	-	3.0	14.0	8.0
STUART Dave	1	1	8	3	8	2	4.0	2/8	-	-	25	1	1	-	-	2.0	24.0	1.0
BROWNE Noel	1	1	7	1	21	2	10.5	2/21	-	-	40	2	-	-	-	2.0	21.0	3.0
JEYNES Steve	3	2	8	2	24	2	12.0	2/15	-	-	7	2	-	-	-	1.0	24.0	3.0
SMITH Tim	11	3	9	-	48	2	24.0	1/16	-	-	3	-	2	-	-	0.7	27.0	5.3
CRAIGIE Tyson	11	5	13	1	81	2	40.5	1/14	-	-	3	1	-	-	1	0.4	39.0	6.2
CANDLETT Shane	1	1	5	1	8	1	8.0	1/8	-	-	13	-	1	-	-	1.0	30.0	1.6
MARTIN Anthony	1	1	8	1	19	1	19.0	1/19	-	-	17	1	-	-	-	1.0	48.0	2.4
SMITH John	2	1	7	-	23	1	23.0	1/23	-	-	7	1	-	-	-	1.0	42.0	3.3
LIGHTFOOT Derek	1	1	2	-	25	1	25.0	1/25	-	-	11	1	-	-	-	1.0	12.0	12.5
SPANTON Troy	1	1	5	-	32	1	32.0	1/32	-	-	10	1	-	-	-	1.0	30.0	6.4
GREEN Anthony	3	3	18	5	51	1	51.0	1/15	-	-	7	-	1	-	-	0.3	108.0	2.8
CONROY Jason	2	1	3	-	6	-	-	-	-	-	-	-	-	-	-	0.0	0.0	2.0
GULATI Sandeep	1	1	12	6	13	-	-	-	-	-	-	-	-	-	-	0.0	0.0	1.1

2017/18 RUNS FROM EACH BATTING POSITION IN C GRADE

Player Name	Gam	Opener	No.3	No.4	No.5	No.6	No.7	No.8	No.9	No.10	No.11
HARRIS Glenn	14	120@	-	35@ 35	304@ 76	195@ 49	39@	-	@	-	@
PANSINI Angelo	7	110@ 28	86@ 29	-@	-	-	@	-	@	-	@
GIBBIE Dom	9	123@ 25	-@	-	-	-	62@ 62	-	@	-	@
SMITH Tim	11	136@ 17	-@	-	4@ 4	-	-	-	@	-	@
BRYSON Brett	13	-@	-@	-@	-@	-@	60@ 30	42@ 14	13@ 13	7@ 7	-@
CONLEY Andrew	3	118@ 39	-@	-@	-@	-@	-@	-@	-@	-@	-@

2017/18 MOST MINUTES PER INNINGS IN C GRADE (MIN. 3 INNINGS)

Rank	Player Name	Gam	All Inn	Timed Inn	Total Minutes	Minutes per Inning	Runs per Minute
1	CONLEY Andrew	3	3	3	319	106.33	0.370
2	GIBBIE Dom	9	7	7	540	77.14	0.343
3	HARRIS Glenn	14	12	12	768	64.00	0.902
4	SMITH Tim	11	10	10	392	39.20	0.357
5	SCOTT Ron	8	6	6	225	37.50	0.391
6	CRAIGIE Tyson	11	10	10	312	31.20	0.215

2017/18 MOST PARTNERSHIP RUNS IN C GRADE

Rank	Player Name	Gam	Total Pship Runs	Pship Runs per Inn	Best PShip	Pshps of 100	50	30	Player Runs	% of P'ship
1	HARRIS Glenn	14	1075	89.6	107	1	6	6	693	64.5
2	GIBBIE Dom	9	436	62.3	110	1	-	1	185	42.4
3	SMITH Tim	11	418	41.8	107	1	3	1	140	33.5
4	BRYSON Brett	13	365	36.5	81	-	1	2	123	33.7
5	CONLEY Andrew	3	329	109.7	110	1	3	-	118	35.9
6	PANSINI Angelo	7	321	45.9	70	-	2	2	196	61.1
7	CRAIGIE Grant	7	225	37.5	87	-	2	-	93	41.3
8	CRAIGIE Tyson	11	214	21.4	29	-	-	-	67	31.3

C GRADE MATCH REPORTS

2017/18 Division 6 Premiership Table

Rank	Team	P	W2	W1	D	L1	L2	Wkts Lost	Runs For	Wkts Taken	Runs Agnst	Points	Quotient
1	Keswick III	14	1	9	1	3	0	77	2041	111	2114	71	1.3918
2	Cove II	14	1	8	1	4	0	86	1990	117	1673	66	1.6182
3	Plympton Footballers III	14	1	7	1	5	0	105	2401	109	1687	61	1.4775
4	Coromandel Ramblers III	14	1	6	1	6	0	92	2209	124	2067	56	1.4404
5	Western Youth Centre III	14	1	6	1	6	0	97	2262	101	2336	55	1.0083
6	Warradale III	14	0	6	1	7	0	105	2257	95	2139	46	0.9547
7	Mitchell Park III	14	0	5	1	8	0	97	1895	106	2268	41	0.9131
8	South Road III	14	0	0	1	8	5	157	1248	53	2019	11	0.2087

Summary of C Grade Results

Round 1	WON 1st Innings	WARRADALE 6-141 MITCHELL PARK 10-126	P Hughes 28; M Clydesdale 33; D Claridge 33; B Bryson 33*; S Jeynes 2/15; M Clydesdale 4/18;
Round 2	WON 1st Innings	SOUTH ROAD 8-77 WARRADALE 3-83	D Stuart 2/8; D Claridge 2/19; G Harris 37*;
Round 3	WON 1st Innings	WARRADALE 6-329 WESTERN YOUTH C. 10-162	T Smith 21; A Conley 77; A Pansini 36; G Harris 88; G Craigie 35; D Gibbie 28*; A Wilkin 2/22; B Bryson 4/55; A Pansini 2/20;
Round 4	LOST 1st Innings	CORO RAMBLERS 9-280 WARRADALE 10-141 WARRADALE 4-221	A Pansini 2/55; T Smith 35; A Pansini 27; G Harris 39*; T Smith 30; A Pansini 23; G Harris 120*;
Round 5	LOST 1st Innings	WARRADALE 10-92 COVE 1-105	G Harris 28; R Scott 22*;
Round 6	LOST 1st Innings	WARRADALE 9-164 KESWICK 3-169	T Smith 34; R Scott 47; G Harris 51;
Round 7	LOST 1st Innings	PLYMPTON FOOT. 9-253 WARRADALE 10-197	J Crouch 2/20; R Scott 4/27; T Craigie C3; D Gibbie 74; A Conley 35; B Bryson 21;
Round 8	DRAW	WARRADALE COVE	Match Abandoned Due To Heat Rule
Round 9	WON 1st Innings	WARRADALE 9-134 CORO RAMBLERS 8-133	G Harris 68; R Scott 2/16; D Claridge 2/23; B Pansini 2/19; G Marks C3 S2;
Round 10	LOST 1st Innings	WARRADALE 6-231 WESTERN YOUTH C. 6-232	G Harris 137; B Bryson 29*; B Pansini 3/33;
Round 11	WON 1st Innings	SOUTH ROAD 9A-77 WARRADALE 3-79	B Bryson 2/7; A Woodfield 2/10; A Pansini 44;
Round 12	LOST 1st Innings	WARRADALE 10-113 MITCHELL PARK 5-118	G Harris 20; D Claridge 2/18; N Browne 2/21;
Round 13	LOST 1st Innings	WARRADALE 10-183 KESWICK 8-256	A Pansini 37; G Harris 35; D Gibbie 34; J Cornelissen 3/56; B Bryson 2/26;
Round 14	WON 1st Innings	PLYMPTON FOOT. 8-145 WARRADALE 8-146	B Bryson 2/25; A Pansini 3/9; A Pansini 25; G Craigie 40; G Harris 52;

Round 1: WARRADALE v MITCHELL PARK at AWAY Ground (WON 1st Innings)

A good start to the season with a gutsy win over a team we've had the wood on over the last few seasons. Three players ended up on 33 runs apiece for the Wazza's, and we defended 141 after Mitchell Park looked to be in the box seat at 2/81. 4 wickets to Matty Clydesdale to go with his 33 runs – sadly this would be Matt's only game for the season due to other commitments and injury.

Season: 2017/18, Round 1		Date: 07OCT	Grade: C	Division: 6	Captain: BRYSON Brett	
WARRADALE 6-141 (40 ov)						
Ord-Min	Batsman	Scoring Strokes	How Out	Runs	Fow & N.O. Batsman	
1 98	HUGHES Peter	11141612214211	Bowled	28	3- 47 CLYDESDALE M 10	
2 15	SPANTON Troy		Caught	0	1- 3 HUGHES P 3	
3 25	TYNSKI Simon	421	Caught	7	2- 15 HUGHES P 7	
4 121	CLYDESDALE Matt	121111111114111422411	Caught	33	5-118 BRYSON B 11	
5 50	CLARIDGE Daniel	61221611411421	Caught	33	4- 91 CLYDESDALE M 18	
6 28	BRYSON Brett	14211114441441	Not Out	33		
7 1	JEYNES Steve		Caught	0	6-118 BRYSON B 11	
8 9	CRAIGIE Tyson		Not Out	0		
	SCOTT Ron		dnb			
	CROUCH Jack		dnb			
	HARRIS Glenn		dnb			
	Extras			7		
MITCHELL PARK 10-126 (34.2 ov)						
Ord-Bowler	Runs off each over	Ovrs	Md	Runs	Wkts	How out
1 CLARIDGE Daniel	2.2.3.3.3.1W.5	7	0	19	1	lb1;
2 SPANTON Troy	6.8.7.2W.9	5	0	32	1	ct1;
3 SCOTT Ron	15.2.2W.M.1.3	6	1	23	1	ct1;
4 BRYSON Brett	4.M.M.5.1.4.2W.2	8	2	18	1	ct1;
5 JEYNES Steve	MW.9.2W.4	4	1	15	2	ct2;
6 CLYDESDALE Matt	2.5.4W.1W.6W	4.2	0	18	4	ct3;bo1;
Fielding (caught, stumped, runout, asstd, r/o)						
TYNSKI S: WK(c1,s0,byes 1), SPANTON T: c2, CLYDESDALE M: c2, CLARIDGE D: c2, JEYNES S: c1,						
Fielding Votes: 1st- CLARIDGE Daniel 2nd- JEYNES Steve 3rd-						

Round 2: WARRADALE v SOUTH ROAD at AWAY Ground (WON 1st Innings)

A very easy win against the side that ended up being thrashed every game. With captain Dutchy away, Dan Claridge stepped up to run things for the Wazza's and wickets were shared around as South Road were rolled for only 77. We lost a few quick wickets chasing but Glenn Harris, in his first game for the season, smashed 37 no off only a few overs to bank another good win to start the season.

Season: 2017/18, Round 2		Date: 14OCT	Grade: C	Division: 6	Captain: CLARIDGE Daniel			
SOUTH ROAD 8-77 (40 ov)								
Ord-Bowler-----	Runs off each over-----		Ovrs		Md	Runs	Wkts----	How out-----
1 GREEN Anthony	1.M.2.M.5.M.4.3W		8		3	15	1	bo1;
2 CANDLETT Shane	1.2.4.MW.1		5		1	8	1	bo1;
3 HARRIS Glenn	MW.1.6.2		4		1	9	1	ct1;
4 STUART Dave	2.1.M.MW.1.MW.2.2		8		3	8	2	ct1;bo1;
5 CLARIDGE Daniel	2.MW.3.7.4W.3.M.M		8		3	19	2	bo2;
6 JEYNES Steve	M.2.2.5		4		1	9	0	
7 CONROY Jason	3.2.1		3		0	6	0	
Fielding (caught,stumped,runout,asstd.r/o)-----								
SMITH T: WK(c0,s0,byes 2), GREEN A: c1, CONROY J: c1, JEYNES S: ar1, CLARIDGE D: ar1,								
Fielding Votes: 1st- GREEN Anthony 2nd- ARMAN Sam 3rd-								
WARRADALE 3-83 (19 ov)								
Ord-Min--Batsman-----	Scoring Strokes-----		How Out----		Runs----	Fow &	N.O.Batsman-----	
1 73 HUGHES Peter	121141211		Not Out		14			
2 39 GREEN Anthony	222		LBW		6	1- 18	HUGHES P 5	
3 6 TYNSKI Simon	2114		Stumped		8	2- 31	HUGHES P 9	
4 4 SMITH Tim	4		Bowled		4	3- 35	HUGHES P 9	
5 22 HARRIS Glenn	441244626211		Not Out		37			
STUART Dave			dnb					
CONROY Jason			dnb					
CANDLETT Shane			dnb					
JEYNES Steve			dnb					
CLARIDGE Daniel			dnb					
ARMAN Sam			dnb					
Extras					14			

Round 3: WARRADALE v WESTERN YOUTH CENTRE at Brighton High (WON 1st Innings)

A game where the Wazza C Grade piled on 329 runs pretty easily against an erratic WYC attack. Winner continued his great start to the season with a classy 77, followed up by a quick 36 by Angelo. Glenn clubbed his way to an effortless 88 and should have had a ton but missed one on the stumps, but by then the damage had been done. A great little 35 by Craigie Snr, who appeared to have a point to prove after captain Dutchy initially was batting above him in the line-up. WYC were shot out for 162 with Bryson picking up an expensive 4/55 to rip out the middle order. Brayden Pansini's first game in C Grade - picking up the opposition captain's wicket!! C Grade off to a great start at 3-0.

Season: 2017/18, Round 3		Date: 21OCT/28OCT	Grade: C	Division: 6	Captain: BRYSON Brett	
WARRADALE 6-329 (60 ov)						
Ord-Min	Batsman	Scoring Strokes	How Out	Runs	Fow &	N.O.Batsman
1 91	SMITH Tim	611112441	Caught	21	1- 54	CONLEY A 26
2 182	CONLEY Andrew	111112411411111414111144114111111146	Caught	77	3-197	HARRIS G 44
		2411111				
3 26	PANSINI Angelo	2461414266	Cght & B.	36	2-115	CONLEY A 45
4 96	HARRIS Glenn	4664411111411411111616614116611112	Bowled	88	4-278	CRAIGIE G 35
5 36	CRAIGIE Grant	121212444441221	Caught	35	5-283	GIBBIE D 5
6 29	GIBBIE Dom	141211442161	Not Out	28		
7 9	BRYSON Brett	411	Bowled	6	6-302	GIBBIE D 18
8 13	CONROY Jason	413421	Not Out	15		
	CLARIDGE Daniel		dnb			
	WILKIN Anthony		dnb			
	PANSINI Brayden		dnb			
	Extras			23		
WESTERN YOUTH CENTRE 10-162 (38.3 ov)						
Ord-Bowler	Runs off each over	Ovrs	Md	Runs	Wkts	How out
1 CLARIDGE Daniel	MW.1.6.4.1.1.6.6	8	1	25	1	ct1;
2 WILKIN Anthony	1.5.2.1.1W.4.8W.M	8	1	22	2	ct2;
3 HARRIS Glenn	3.2.7.10.1	5	0	23	0	
4 BRYSON Brett	4.1W.10.6.1WW.7W.11.15	8	0	55	4	ct2;bo2;
5 PANSINI Brayden	6.2.2W	3	0	10	1	bo1;
6 PANSINI Angelo	4.2.M.3.6W.3.2W	6.3	1	20	2	ct1;bo1;
Fielding (caught, stumped, runout, asstd.r/o)						
CRAIGIE G: WK(c0,s0,byes 3), c1, CLARIDGE D: WK(c1,s0,byes 3), SMITH T: c1, PANSINI A: c2, GIBBIE D: c1,						
Fielding Votes: 1st- PANSINI Angelo 2nd- PANSINI Brayden 3rd-						

LOOK ALIKES (Win takes his turn on the Van der Graaf generator)

Round 4: WARRADALE v COROMANDEL RAMBLERS at AWAY Ground (LOST 1st Innings)

A tough game against a club that we hadn't played in the past 3 years. With some regular players out and a few bowlers short we struggled to keep Coro down to 280 on a hot day in the field. Cheers to Glenn's dad Geoff for coming on to sub-field as we were short the whole day. We also lost Glenn to what appeared to be a serious knee injury while keeping – he ended up being carried off the field and spent the night in hospital!!

Our first loss, with Tim Smith making 35 and 30 opening up in each of our innings. Glenn came out the 2nd week not being able to run, and made 39no in the first innings followed up by a great 120no in the second innings to spare us losing outright.

Season: 2017/18, Round 4		Date: 04NOV/11NOV	Grade: C	Division: 6	Captain: BRYSON Brett
COROMANDEL RAMBLERS 9-280 (60 ov)					
Ord-Bowler-----Runs off each over-----		Ovrs Md Runs Wkts---How out-----			
1	CLARIDGE Daniel	2.1.M.M.8.2.1.9.2W.12	11	3	37 1 ct1;
2	PANSINI Angelo	6.2.M.4.MW.1.4.5W.9.7.12.5	12	2	55 2 ct2;
3	BRYSON Brett	1.5.1.6.4.5.7.3.M.M.1.4W.9.9	14	2	55 1 lb1;
4	HARRIS Glenn	4.2.2.6	4	0	14 0
5	CROUCH Jack	4.M.14W.1.5.8.1	7	1	33 1 ct1;
6	WOODIFIELD Andrew	5W.13	2	0	18 1 ct1;
7	PANSINI Brayden	2.2.4.1.4.8.1.M	8	1	22 0
8	LIGHTFOOT Derek	15W.10	2	0	25 1 ct1;
Fielding (caught, stumped, runout, asstd.r/o)-----					
SMITH T: WK(c2,s0,byes18), ar2, PANSINI A: c1, BRYSON B: c1, CLARIDGE D: c2,ar2, Fielding Votes: 1st- LIGHTFOOT Derek 2nd- PANSINI Brayden 3rd-					
WARRADALE 10-141 (28.5 ov)					
Ord-Min--Batsman-----Scoring Strokes-----		How Out---Runs---Fow & N.O.Batsman-----			
1	45 SMITH Tim	44441414441	Bowled	35	2- 78 PANSINI A 27
2	5 BATES Simon		Bowled	0	1- 8 SMITH T 4
3	45 PANSINI Angelo	4112116164	Caught	27	3- 86 LIGHTFOOT D 8
4	20 LIGHTFOOT Derek	4444	Bowled	16	4- 95 CROUCH J 0
5	19 CROUCH Jack		Bowled	0	5-104 HARRIS G 9
6	49 HARRIS Glenn	44114164111111611	Not Out	39	
7	12 BRYSON Brett		LBW	0	6-121 HARRIS G 26
8	16 CLARIDGE Daniel	41	Bowled	5	7-132 HARRIS G 31
9	6 WOODIFIELD Andrew	1	Bowled	1	8-140 HARRIS G 38
10	5 PANSINI Brayden		Bowled	0	9-141 HARRIS G 39
11	1 JEYNES Steve		LBW	0	10-141 HARRIS G 39
Extras				18	
WARRADALE 4-221 (29 ov)					
Ord-Min--Batsman-----Scoring Strokes-----		How Out---Runs---Fow & N.O.Batsman-----			
1	79 SMITH Tim	114411414414	Caught	30	1-107 HARRIS G 61
2	131 HARRIS Glenn	411114114141444444611411111666146444	Not Out	120	
		461111			
3	12 PANSINI Angelo	1146164	Stumped	23	2-135 HARRIS G 65
4	12 LIGHTFOOT Derek		LBW	0	3-184 HARRIS G 106
5	18 CLARIDGE Daniel	4244	Bowled	14	4-220 HARRIS G 120
6	4 CROUCH Jack		Not Out	0	
Extras				34	

Round 5: WARRADALE v COVE at Brighton High (LOST 1st Innings)

Another tough game for the C's against a good side. With the higher grades struggling for players we lost a few up again but gained a few from the D's as their season appeared to be over due to low numbers at the club this season. Harris top scoring with 28 and Ron Scott making a patient 22 to allow us to eke out 92. In the end Cove got the runs very easily (only 1 wicket down) as our bowlers tried everything they could to sneak through. Tyson Craigie's first game with the C grade and he played well despite our loss. Brayden Pansini also bowled very well with little luck.

Season: 2017/18, Round 5		Date: 18NOV/25NOV	Grade: C	Division: 6	Captain: BRYSON Brett
WARRADALE 10-92 (37.3 ov)					
Ord-Min--Batsman-----Scoring Strokes-----		How Out---Runs---Fow & N.O.Batsman-----			
1	9 SMITH Tim	14	Caught	5	1- 8 GIBBIE D 3
2	40 GIBBIE Dom	211	Caught	4	3- 35 HARRIS G 24
3	6 CRAIGIE Grant		Caught	0	2- 8 GIBBIE D 3
4	50 HARRIS Glenn	41414424211	Caught	28	6- 45 CRAIGIE T 0
5	18 GREEN Anthony	1	Bowled	1	4- 41 HARRIS G 27
6	1 CROUCH Jack		Bowled	0	5- 41 HARRIS G 27
7	33 CRAIGIE Tyson	1111	Bowled	4	7- 53 SCOTT R 4
8	75 SCOTT Ron	1111146241	Not Out	22	
9	20 BRYSON Brett	111121	Caught	7	8- 75 SCOTT R 17
10	7 GULATI Sandeep	11	Caught	2	9- 77 SCOTT R 17
11	17 PANSINI Brayden	112211	Caught	8	10- 92 SCOTT R 22
Extras				11	
COVE 1-105 (45 ov)					
Ord-Bowler-----Runs off each over-----		Ovrs Md Runs Wkts---How out-----			
1	GULATI Sandeep	M.M.2.M.M.4.M.1.1.M.2.3	12	6	13 0
2	GREEN Anthony	M.4.M.3.1.2	6	2	10 0
3	BRYSON Brett	M.2.M.5.2.1.4.11	8	2	25 0
4	SCOTT Ron	9.5.M.M	4	2	14 0
5	PANSINI Brayden	M.M.M.2.5.5.M.M	8	5	12 0
6	CROUCH Jack	2.7.1W.7.7	5	0	24 1 ct1;
7	CRAIGIE Tyson	M.2	2	1	2 0
Fielding (caught, stumped, runout, asstd.r/o)-----					
SMITH T: WK(c1,s0,byes 4), Fielding Votes: 1st- CROUCH Jack 2nd- CRAIGIE Grant 3rd-					

Round 6: WARRADALE v KESWICK at Brighton High (LOST 1st Innings)

A similar story to last game with Wazza C's not managing to put enough runs on the board. We were rolled for 164 with Tim scoring another patient 30 odd. Ron Scott was given the opportunity to bat at number 3 after his good knock last game and made a great 47. Once again Glenn top scored with 51 and The Panther (Simon Bates) did his best to hold the tail together with 11 runs.

With a very depleted bowling line-up we lost the game after only 37 overs. Umpiring decisions didn't go our way this game and Baz Kearsley must have been the only person in the suburb who didn't hear their best bat hit the cover off the ball to be caught behind with only a few runs on the board. Cricket's a funny game!! We'd gone from a 3-0 start to now sitting at 3-3.

Season: 2017/18, Round 6		Date: 02DEC	Grade: C	Division: 6	Captain: BRYSON Brett				
WARRADALE 9-164 (40 ov)									
Ord	Min	Batsman	Scoring Strokes	How Out	Runs	Fow &	N.O.	Batsman	
1	84	SMITH Tim	1121114111224114411	Caught	34	3- 90	HARRIS G	4	
2	2	PANSINI Angelo	4	Bowled	4	1- 5	SMITH T	1	
3	62	SCOTT Ron	11224142114114422412111	Caught	47	2- 84	SMITH T	33	
4	82	HARRIS Glenn	1111111111116121214114111641	Caught	51	8-158	WOODIFIELD A	0	
5	1	CRAIGIE Tyson		Bowled	0	4- 90	HARRIS G	4	
6	9	CLARIDGE Daniel	12	Caught	3	5- 94	HARRIS G	5	
7	2	CROUCH Jack		Bowled	0	6- 95	HARRIS G	5	
8	47	BATES Simon	112121111	Caught	11	7-147	HARRIS G	40	
9	11	WOODIFIELD Andrew		Not Out	0				
10	3	MARKS Greg	41	Caught	5	9-163	WOODIFIELD A	0	
11	1	BRYSON Brett	1	Not Out	1				
		Extras			8				
KESWICK 3-169 (36.4 ov)									
Ord	Bowler	Runs off each over	Ovrs	Md	Runs	Wkts	How out		
1	CLARIDGE Daniel	2.4.2.1.2.11W.14	6.4	0	36	1	ct1;		
2	WOODIFIELD Andrew	5.1.4.1	4	0	11	0			
3	BRYSON Brett	1.9.9.7	4	0	26	0			
4	CROUCH Jack	5.1.9.4	4	0	19	0			
5	PANSINI Angelo	4.M.M.1.2W.5.9.9	8	2	30	1	ct1;		
6	SCOTT Ron	3.2.3.8.8.3.MW.5	8	1	32	1	ct1;		
7	SMITH Tim	8.2	2	0	10	0			
Fielding (caught, stumped, runout, asstd.r/o)									
MARKS G: WK(c0,s0,byes 5), CRAIGIE T: c1, CROUCH J: c1, BRYSON B: c1,									
Fielding Votes: 1st- PANSINI Angelo 2nd- CRAIGIE Tyson 3rd-									

Round 7: WARRADALE v PLYMPTON FOOTBALLERS at AWAY Ground (LOST 1st Innings)

Our first game this season against the team we beat in the grand final last year. These guys are a great bunch of blokes to play against but neither side gives an inch and it was always going to be a tough game. Their top order fired and they ended up with a very competitive 253. Ron Scott bowled his 15 taking a hard earned 4/27 and Jack Crouch picked up their best 2 bats with 2/20.

In response we made 197 but were well in it for most of the game. Dom made a gutsy 74 to top score and copped more than his fair share of sledging from a fired up Norman. Winner and Dom put on 110 for the 1st wicket but we just didn't have enough to get across the line. Glenn being run out by a short-sighted captain's call probably turned the match in Plympton's favour.

Season: 2017/18, Round 7		Date: 09DEC/16DEC	Grade: C	Division: 6	Captain: BRYSON Brett	
PLYMPTON FOOTBALLERS 9-253 (60 ov)						
Ord	Bowler	Runs off each over		Ovrs	Md	Runs Wkts---How out-----
1	CLARIDGE Daniel	4.9.4.5.M.14.9.7.7.17		10	1	76 0
2	HARRIS Glenn	5.5.M.5W.6.8.4.4.3.9.2.M.2.6.M		15	3	59 1 lb1;
3	CROUCH Jack	7.4W.3W.4.2.M.M		7	2	20 2 ct2;
4	SCOTT Ron	M.1.M.2.MW.3.1.2W.1.1.1W.6.1W.1.7		15	3	27 4 ct3;bol;
5	BRYSON Brett	1.6.2W.10.10.8		6	0	37 1 cb1;
6	SMITH John	1.1.8.1.1W.9.2		7	0	23 1 ct1;
Fielding (caught, stumped, runout, asstd.r/o)-----						
SMITH T: WK(c2,s0,byes 6), HARRIS G: c1, BRYSON B: c1, CRAIGIE T: c3,						
Fielding Votes:		1st- CRAIGIE Tyson		2nd- CRAIGIE Grant		3rd-
WARRADALE 10-197 (55.4 ov)						
Ord	Min	Batsman	Scoring Strokes	How Out	Runs	Fow & N.O.Batsman-----
1	154	GIBBIE Dom	442444141441114141411441111121111	Caught	74	4-152 HARRIS G 12
2	105	CONLEY Andrew	4111114114411114112	Caught	35	1-110 GIBBIE D 63
3	8	CRAIGIE Grant	414	Bowled	9	2-122 GIBBIE D 66
4	13	SCOTT Ron	144	Bowled	9	3-137 GIBBIE D 71
5	35	HARRIS Glenn	114141411	Run Out	18	5-169 BRYSON B 11
6	39	BRYSON Brett	41411214111	Caught	21	7-191 CLARIDGE D 8
7	10	CRAIGIE Tyson	4	Caught	4	6-180 BRYSON B 18
8	13	CLARIDGE Daniel	114114	Caught	12	8-195 CROUCH J 0
9	11	CROUCH Jack	1	Caught	1	10-197 ARMAN S 1
10	4	SMITH John		LBW	0	9-195 CROUCH J 0
11	4	ARMAN Sam	1	Not Out	1	
		SMITH Tim		dnb		
		Extras			13	

Round 8: WARRADALE v COVE at AWAY Ground (DRAW)

Match Abandoned due to Heat Rule.

Season: 2017/18, Round 8	Date: 06JAN	Grade: C	Division: 6	Captain: BRYSON Brett
WARRADALE Team for this Match				
SMITH Tim	HARRIS Glenn	WOODFIELD Andrew		
PANSINI Angelo	SCOTT Ron	PANSINI Brayden		
GIBBIE Dom	CRAIGIE Tyson	BRYSON Brett		
CRAIGIE Grant	CROUCH Jack			

Round 9: WARRADALE v COROMANDEL RAMBLERS at Brighton High (WON 1st Innings)

A really tight game played with a bit of spite from both sides after our tussle earlier this season. Dom made a patient 18 opening up to continue his good form and Glenn top scored with 68 to make the bowling look easy when everyone else struggled. We made it to 134 with Brayden and Tyson making a valuable 9 runs at the end which proved the difference.

We bowled well as a team - Brayden, Dan and Ron all chiming in with 2 wickets. Brayden bowled particularly well the last few overs to restrict the runs and seal the win.

Season: 2017/18, Round 9	Date: 13JAN	Grade: C	Division: 6	Captain: BRYSON Brett
WARRADALE 9-134 (40 ov)				
Ord-Min--Batsman-----	Scoring Strokes-----	How Out-----	Runs-----	Fow & N.O.Batsman-----
1 90 GIBBIE Dom	41112411111	Caught	18	4- 50 HARRIS G 6
2 11 SMITH Tim	11	Bowled	2	1- 9 GIBBIE D 5
3 15 SCOTT Ron	4	Bowled	4	2- 17 GIBBIE D 9
4 50 BARRITT Henry	111114114	Caught	15	3- 43 GIBBIE D 17
5 66 HARRIS Glenn	114166111166142111161141441	Bowled	68	7-125 CLARIDGE D 0
6 12 CRAIGIE Grant	1111	LBW	4	5- 73 HARRIS G 23
7 32 BRYSON Brett	1141	Caught	7	6-116 HARRIS G 59
8 14 CLARIDGE Daniel		Caught	0	9-125 CRAIGIE T 0
9 2 MARKS Greg		Bowled	0	8-125 CLARIDGE D 0
10 15 CRAIGIE Tyson	4	Not Out	4	
11 10 PANSINI Brayden	12	Not Out	3	
Extras			9	
COROMANDEL RAMBLERS 8-133 (40 ov)				
Ord-BowLer-----	Runs off each over-----	Ovrs	Md	Runs Wkts---How out-----
1 SCOTT Ron	1.M.M.2W.2.2.6.3W	8	2	16 2 ct1;st1;
2 HARRIS Glenn	6.1W.1.3.3.6	6	0	20 1 ct1;
3 CLARIDGE Daniel	4.3.MW.M.4.3.5W.4	8	2	23 2 ct2;
4 PANSINI Brayden	3.2W.3.1.3W.M.3.4	8	1	19 2 ct1;st1;
5 BRYSON Brett	5.M.3.3.4.4	6	1	19 0
6 SMITH Tim	6.1.6W.9	4	0	22 1 bo1;
Fielding (caught, stumped, runout, asstd.r/o)-----				
MARKS G: WK(c3,s2,byes 7), HARRIS G: c1, CRAIGIE T: c1,				
Fielding Votes: 1st- CLARIDGE Daniel 2nd- SMITH Tim 3rd-				

Round 10: WARRADALE v WESTERN YOUTH CENTRE at AWAY Ground (LOST 1st Innings)

A game we really should have won but somehow WYC dug deep and had luck on their side this game. On a very hot day we posted a very respectful 231 for a one day game. Glenn Harris smashed the bowling to all parts of the ground to make 137 and shared an 81 run partnership with the captain (29no).

Despite having a reasonable bowling line-up we lost the game in the 37th over as WYC threw the bat at everything on a small ground. Brayden Pansini bowled very well to take the bowling honours with 3/33. Thanks also to Angelo Pansini for coming out to sub-field for us later in the day – he took a couple of fantastic catches and ran all around the ground to try and get us across the line.

Season: 2017/18, Round 10	Date: 20JAN	Grade: C	Division: 6	Captain: BRYSON Brett
WARRADALE 6-231 (40 ov)				
Ord-Min--Batsman-----	Scoring Strokes-----	How Out-----	Runs-----	Fow & N.O.Batsman-----
1 29 SMITH Tim	111	Bowled	3	1- 14 GIBBIE D 6
2 64 GIBBIE Dom	114124111	Run Out	16	3- 54 HARRIS G 19
3 12 SCOTT Ron		Caught	0	2- 30 GIBBIE D 13
4 116 HARRIS Glenn	26611111421121144414414161116164461	Caught	137	6-207 BRYSON B 21
5 25 GREEN Anthony	14464616411111	Bowled	0	4- 68 HARRIS G 31
6 33 MARTIN Anthony	1111	Caught	4	5-126 HARRIS G 81
7 44 BRYSON Brett	4111114411111214	Not Out	29	
8 9 CRAIGIE Tyson	144141	Not Out	15	
CROUCH Jack		dnb		
PANSINI Brayden		dnb		
SMITH John		dnb		
PANSINI Angelo		sub-fielder		
Extras			27	
WESTERN YOUTH CENTRE 6-232 (38.5 ov)				
Ord-BowLer-----	Runs off each over-----	Ovrs	Md	Runs Wkts---How out-----
1 SCOTT Ron	2.2.1W.M.1.14.5.15	8	1	40 1 bo1;
2 PANSINI Brayden	6.6.1W.4W.2W.9.5	6.5	0	33 3 ct2;bo1;
3 BRYSON Brett	8.7.7.2.14	5	0	38 0
4 MARTIN Anthony	1.4.3.4.4.1.2.MW	8	1	19 1 ct1;
5 CROUCH Jack	6W.10.11.11.10	5	0	48 1 ct1;
6 HARRIS Glenn	9.7	2	0	16 0
7 GREEN Anthony	6.5.5.10	4	0	26 0
Fielding (caught, stumped, runout, asstd.r/o)-----				
SMITH T: WK(c0,s0,byes 9), HARRIS G: c1, BRYSON B: c1, PANSINI A: c2,				
Fielding Votes: 1st- PANSINI Brayden 2nd- HARRIS Glenn 3rd-				

In another of those “cricket is a funny game” twists we had a heat out against the bottom side which more than likely cost us an easy outright win and a chance to get back into the top 4. It turned into a one-dayer the 2nd week and we rolled South Road easily for 77 again. Brayden and Tyson were nominated “co-captains” for this game and ran everything for the whole day – doing the toss, choosing the bowlers, setting fields and then the batting order. They both did a fantastic job and it was great to see them both having the chance to show what they could do in senior cricket after a few solid games in the early part of the season. Woodie chipped in with 2 wickets (as he always seems to do when he bowls) and we chased down their score for an easy win in 20 overs. Angelo clubbed an effortless 44 with co-captains Pansini and Craigie Jnr both out in the middle when the winning runs were hit 😊

Season: 2017/18, Round 11		Date: 03FEB	Grade: C	Division: 6	Captain: BRYSON Brett			
SOUTH ROAD 9A-77 (32.4 ov)								
Ord	Bowler	Runs off each over	Ovrs	Md	Runs	Wkts	How out	
1	SCOTT Ron	MW.3.M.1.M	5	3	4	1	ct1;	
2	PANSINI Brayden	M.1.5.3.0W	4.4	1	9	1	lb1;	
3	CRAIGIE Tyson	2.1.6.5W	4	0	14	1	st1;	
4	PANSINI Angelo	6.1.2.3	4	0	12	0		
5	BRYSON Brett	M.5.1W.1W	4	1	7	2	ct1;bo1;	
6	HARRIS Glenn	1W.1.M.1	4	1	3	1	bo1;	
7	SMITH Tim	3.1W.12	3	0	16	1	bo1;	
8	WOODIFIELD Andrew	2W.MW.2.6	4	1	10	2	ct1;lb1;	
Fielding (caught, stumped, runout, asstd.r/o)								
MARKS G: WK(c0,s1,byes 1), SCOTT R: c1, HARRIS G: c1, BRYSON B: c1,								
Fielding Votes: 1st- SCOTT Ron 2nd- HARRIS Glenn 3rd-								
WARRADALE 3-79 (19.5 ov)								
Ord	Min	Batsman	Scoring Strokes	How Out	Runs	Fow &	N.O. Batsman	
1	37	SMITH Tim	21111	Caught	6	2- 53	SCOTT R	0
2	20	PANSINI Angelo	624646664	Caught	44	1- 48	SMITH T	3
3	48	SCOTT Ron	2112	Caught	6	3- 74	CRAIGIE T	3
4	43	CRAIGIE Tyson	14121	Not Out	9			
5	10	PANSINI Brayden	1	Not Out	1			
		HARRIS Glenn		dnb				
		GIBBIE Dom		dnb				
		TONKIN Andrew		dnb				
		BRYSON Brett		dnb				
		MARKS Greg		dnb				
		WOODIFIELD Andrew		dnb				
		Extras			13			

A tough game that we should have won but once again we simply didn't make enough runs to put pressure on a side lower on the ladder than us.

Runs came from the usual suspects and Tyson Craigie was looking really good on 11 before being on the wrong end of an LBW decision which appeared to be made by someone who looked suspiciously like Craigie Snr. Brayden Pansini and Joel Wilkin (two of the youngest and oldest players at the club) put on a priceless 34 run last wicket partnership – both hitting their highest scores for the season to give us some hope.

In a game we just had to win to give us a chance for finals we were unable to get early wickets the 2nd week. Browne & Claridge bowling well to get 2 wickets each.

Season: 2017/18, Round 12		Date: 10FEB/17FEB		Grade: C		Division: 6		Captain: BRYSON Brett	
WARRADALE 10-113 (55 ov)									
Ord	Min	Batsman	Scoring	Strokes	How Out	Runs	Fow	&	N.O. Batsman
1	86	GIBBIE Dom	112	124	Bowled	11	3-	31	CRAIGIE T 4
2	16	TONKIN Andrew	1		Caught	1	1-	5	GIBBIE D 0
3	20	CRAIGIE Grant	14		Bowled	5	2-	14	GIBBIE D 1
4	102	CRAIGIE Tyson	1111111	1211	LBW	11	5-	66	BRYSON B 4
5	31	HARRIS Glenn	4344	2111	Bowled	20	4-	60	CRAIGIE T 10
6	55	BRYSON Brett	111111		Caught	6	8-	78	PANSINI B 0
7	11	BROWNE Noel	16		Caught	7	6-	75	BRYSON B 5
8	17	CLARIDGE Daniel			Caught	0	7-	78	BRYSON B 6
9	47	PANSINI Brayden	121112	242	Caught	16	10-	113	WILKIN A 14
10	4	WOODFIELD Andrew	1		Bowled	1	9-	79	PANSINI B 0
11	39	WILKIN Anthony	114	2141	Not Out	14			
		TYNSKI Simon			dnb				
12		BATES Simon			sub-fielder				
		Extras				21			
MITCHELL PARK 5-118 (34 ov)									
Ord	Bowler	Runs off each over	Ovrs	Md	Runs	Wkts	How out		
1	WILKIN Anthony	1.M.1.M.1.1.1.1.MW.5.10	11	3	21	1	lb1;		
2	BRYSON Brett	4	1	0	4	0			
3	CLARIDGE Daniel	1.6.4.M.3.4WW	6	1	18	2	ct2;		
4	BROWNE Noel	2.1.1W.MW.5.3.9	7	1	21	2	ct2;		
5	PANSINI Brayden	2.8.4.1.3.10	6	0	28	0			
6	HARRIS Glenn	3.4	2	0	7	0			
7	CRAIGIE Tyson	11	1	0	11	0			
Fielding (caught, stumped, runout, asstd.r/o)									
TONKIN A: WK(c0,s0,byes 8), GIBBIE D: c1, HARRIS G: c1, BROWNE N: c1, BATES S: c1, 3rd-									
Fielding Votes: 1st- HARRIS Glenn 2nd- BROWNE Noel									

Round 13: WARRADALE v KESWICK at AWAY Ground (LOST 1st Innings)

This was another one of those "what could have been" games on a very small ground. Angelo, Glenn and Dom all batted well to make 30's but with no-one going on to post a 50 we ended up making a solid 183. With 9 overs to bowl we picked up 4/25 and it seemed like we were in with a good chance to sneak a win. Unfortunately we picked the "wrong" side of two 2nd week players and they had 2 gun bats come in that turned the game for them. Jack starred with the ball the 1st week, but broke down with a knee injury in his first over of the 2nd week.

Season: 2017/18, Round 13		Date: 24FEB/03MAR	Grade: C	Division: 6	Captain: BRYSON Brett				
WARRADALE 10-183 (48.2 ov)									
Ord	Min	Batsman	Scoring Strokes	How Out	Runs	Fow &	N.O.	Batsman	
1	48	PANSINI Angelo	144141641416	Caught	37	2- 58		HARRIS G	14
2	32	CONLEY Andrew	411	LBW	6	1- 22		PANSINI A	15
3	54	HARRIS Glenn	41414444111141	Bowled	35	5- 97		GIBBIE D	0
4	27	CORNELISSEN Jack	44411	Bowled	14	3- 90		HARRIS G	30
5	5	TYNSKI Simon	11	Caught	2	4- 97		HARRIS G	35
6	77	GIBBIE Dom	14422141222411111	Bowled	34	7-160		BRYSON B	8
7	33	CRAIGIE Tyson	1214	Bowled	8	6-122		GIBBIE D	14
8	59	BRYSON Brett	22414	Bowled	13	9-173		CLARIDGE D	8
9	2	PANSINI Brayden		Bowled	0	8-160		BRYSON B	8
10	28	CLARIDGE Daniel	1142	Not Out	8				
11	12	MARKS Greg	441	Bowled	9	10-183		CLARIDGE D	8
		Extras			17				
KESWICK 8-256 (38.3 ov)									
Ord	Bowler	Runs off each over	Ovrs	Md	Runs	Wkts	How out		
1	CLARIDGE Daniel	2.M.M.2.4.1.5.1.10.8.6	11	2	39	0			
2	CORNELISSEN Jack	10.4W.1W.4W.15.10.12	7	0	56	3	ct1;lb2;		
3	BRYSON Brett	1W.2.2W.7.14	5	0	26	2	bo1;lb1;		
4	PANSINI Brayden	1.5W.6.7.8	5	0	27	1	bo1;		
5	PANSINI Angelo	10.1.6.2.6.12.6W	6.3	0	43	1	ct1;		
6	HARRIS Glenn	9.13	2	0	22	0			
7	CRAIGIE Tyson	16W.19	2	0	35	1	ct1;		
Fielding (caught, stumped, runout, asstd.r/o)									
MARKS G: WK(c0,s0,byes 6), CRAIGIE T: c1, CLARIDGE D: c2,									
Fielding Votes: 1st- CLARIDGE Daniel 2nd- PANSINI Brayden 3rd-									

Round 14: WARRADALE v PLYMPTON FOOTBALLERS at Brighton High (WON 1st Innings)

With finals no longer possible we played with a bit more freedom this game against our old rivals and got on top early with 2 run outs in one over. Our fielding had been patchy all season, but we turned it on this game. Angelo bowled well to take 3/9 and captain Dutchy chimed in with 2/25 to claim the bowling trophy which had been a tight contest the last few games of the season.

Chasing 145 we were cruising at 4/142 before just scraping across the line at 8/146... a series of hilarious run-outs once again proving that cricket is indeed a funny game!!

Special mention to both Craigie Jnr & Snr this game. Tyson batted very patiently against a good bowling line-up for his 12, and Grant battled the heat to post a game winning 40 to support Glenn (52), as we beat the side who ended up smashing Coro to easily take out the Grand Final a few weeks later.

Season: 2017/18, Round 14		Date: 10MAR	Grade: C	Division: 6	Captain: BRYSON Brett					
PLYMPTON FOOTBALLERS 8-145 (40 ov)										
Ord-Bowler-----		Runs off each over-----		Ovrs	Md	Runs	Wkts----	How out-----		
1	HARRIS Glenn	6.M.1.1.1		5	1	9	0			
2	PANSINI Brayden	1.4.13.5.8		5	0	31	0			
3	BRYSON Brett	M.M.4W.2.5W.4.10		7	2	25	2	ct2;		
4	CLARIDGE Daniel	M.5.4.1.6.5.16		7	1	37	0			
5	CRAIGIE Tyson	8.2.5.4		4	0	19	0			
6	WOODIFIELD Andrew	2.M.6.3		4	1	11	0			
7	PANSINI Angelo	M.2W.M.2.M.1W.3.1W		8	3	9	3	ct2;lb1;		
Fielding (caught, stumped, runout, asstd.r/o)-----										
MARKS G: WK(c1,s0,byes 3), ar3, CRAIGIE G: c2, HARRIS G: ar2, TYNSKI S: c1, BRYSON B: ar1,										
Fielding Votes: 1st- HARRIS Glenn 2nd- PANSINI Brayden 3rd-										
WARRADALE 8-146 (32.3 ov)										
Ord-Min--		Batsman-----		Scoring Strokes-----		How Out----		Runs----	Fow & N.O.	Batsman-----
1	61	PANSINI Angelo		161111611111111		Caught		25	2- 43	CRAIGIE T 7
2	22	CLARIDGE Daniel		4121		Caught		8	1- 19	PANSINI A 10
3	57	CRAIGIE Tyson		411114		Bowled		12	3- 51	CRAIGIE G 1
4	54	CRAIGIE Grant		1424111114411446		Bowled		40	4-138	HARRIS G 48
5	36	HARRIS Glenn		14611241116144441114		Caught		52	5-142	MARKS G 0
6	5	MARKS Greg		2		Run Out		2	7-145	PANSINI B 0
7	2	TYNSKI Simon				LBW		0	6-145	MARKS G 2
8	7	PANSINI Brayden		1		Not Out		1		
9	1	WOODIFIELD Andrew				Run Out		0	8-145	PANSINI B 0
10	3	SMITH Tim				Not Out		0		
		BRYSON Brett				dnb				
		Extras						6		

D GRADE CAPTAIN'S REPORT

It was a difficult year for the club regarding player numbers. Selection was tough, and although the other captains tried to help getting the D grade on the field, eventually we made the sad decision to withdraw from the comp.

We did manage to get out on the park for 3 games. Our chairman of Selectors (Phil Monahan) was a great help, as were Scotty, Richie and Brett. Thanks to all the guys who played, and those who had to put up with all the phone calls.

Regarding our 3 games, there were 3 highlights worthy of a special mention.

We saw 2 potentially wonderful careers started. Braden Pansini & Tyson Craigie played some excellent cricket & gave us a glimpse of what is to come. I look forward to seeing them play for many years.

I have never played with a bloke who averaged 266; even if it was over 3 games. Winner (Andrew Conley) was sensational. And he nearly drank 266 beers over those Saturdays!

Perhaps the D Grade will rise again in years to come. I certainly hope so.



As a farewell,

I recall the mantra that The Lizard liked to yell from time-to-time ...

"DD grade"

Dom Gibbie
D Grade Captain

2017/18 BATTING STATISTICS IN D GRADE

Player Name	Ga	Batting			Ave	Innings Scores					Pshps		%Tm	%Cr	Score			Fld Ct	W'keeping			
		Inn	NO	Runs		Hi	100	50	30	0	100	50			6's	4's	1's		Ct	St	Bye	Gam
CONLEY Andrew	3	3	2	266	266.0	104	1	2	-	-	1	1	52	54	1	43	74	2	-	-	-	-
GIBBIE Dom	3	3	-	78	26.0	33	-	-	1	-	1	1	15	32	-	12	26	-	-	-	-	-
PANSINI Angelo	2	2	-	46	23.0	27	-	-	-	-	-	-	12	87	3	6	2	-	-	-	-	-
BROWNE Noel	3	2	1	27	27.0	15*	-	-	-	-	-	-	5	64	2	3	3	2	-	-	-	-
CRAIGIE Grant	2	2	1	10	10.0	6*	-	-	-	-	-	-	3	13	-	-	10	-	-	-	27	2
PANSINI Brayden	2	1	1	9	-	9*	-	-	-	-	-	-	2	33	-	1	3	2	-	-	-	-
WILKIN Anthony	3	1	-	6	6.0	6	-	-	-	-	-	-	1	29	-	1	-	1	-	-	-	-
TONKIN Andrew	1	1	-	5	5.0	5	-	-	-	-	-	-	3	83	-	1	1	-	-	-	8	1
GREEN Anthony	1	1	-	4	4.0	4	-	-	-	-	-	-	3	40	-	-	2	-	-	-	-	-
CRAIGIE Tyson	2	1	-	2	2.0	2	-	-	-	-	-	-	1	40	-	-	2	-	-	-	-	-
ARMAN Sam	1	1	1	1	-	1*	-	-	-	-	-	-	1	6	-	-	1	-	-	-	-	-
BORLAND Daniel	1	1	-	1	1.0	1	-	-	-	-	-	-	1	10	-	-	1	-	-	-	-	-
FONTAINE Gavin	1	-	-	0	-	-	-	-	-	-	-	-	0	-	-	-	-	-	-	-	-	-
GULATI Sandeep	1	-	-	0	-	-	-	-	-	-	-	-	0	-	-	-	-	1	-	-	-	-
SMITH John	1	-	-	0	-	-	-	-	-	-	-	-	0	-	-	-	-	-	-	-	-	-
REVELL Glen	1	-	-	0	-	-	-	-	-	-	-	-	0	-	-	-	-	-	-	-	-	-
FULLER Paul	1	-	-	0	-	-	-	-	-	-	-	-	0	-	-	-	-	-	-	-	-	-
DESHPANDE Niranja	1	-	-	0	-	-	-	-	-	-	-	-	0	-	-	-	-	-	-	-	-	-
BATES Simon	1	-	-	0	-	-	-	-	-	-	-	-	0	-	-	-	-	-	-	-	-	-
MASON Steve	2	1	-	0	0.0	0	-	-	-	1	-	-	0	-	-	-	-	1	-	-	-	-

2017/18 BOWLING STATISTICS IN D GRADE

Player Name	Ga	Bowling						Innings			Fig 5w 3w	% Tm	How Out				Wkt/ InnB	Ball/ Wkt	Run/ Over
		Inn	Overs	Mdn	Runs	Wkt	Ave	Best	Ct	Bo			Lb	St					
GULATI Sandeep	1	2	16.1	6	22	5	4.4	4/12	-	1	42	-	5	-	-	2.5	19.4	1.4	
BROWNE Noel	3	3	24	6	103	5	20.6	3/12	-	1	24	4	1	-	-	1.7	28.8	4.3	
CRAIGIE Tyson	2	2	13.2	2	39	3	13.0	3/17	-	1	17	2	1	-	-	1.5	26.7	2.9	
WILKIN Anthony	3	3	12.1	3	49	3	16.3	2/34	-	-	14	1	2	-	-	1.0	24.3	4.0	
PANSINI Brayden	2	2	13	-	50	2	25.0	2/39	-	-	22	1	1	-	-	1.0	39.0	3.8	
ARMAN Sam	1	1	4	-	22	1	22.0	1/22	-	-	8	1	-	-	-	1.0	24.0	5.5	
PANSINI Angelo	2	2	16	1	64	1	64.0	1/34	-	-	11	-	1	-	-	0.5	96.0	4.0	
MASON Steve	2	2	13	-	98	1	98.0	1/41	-	-	11	-	1	-	-	0.5	78.0	7.5	
SMITH John	1	1	1	-	1	-	-	-	-	-	-	-	-	-	-	0.0	0.0	1.0	
GREEN Anthony	1	2	11	3	31	-	-	-	-	-	-	-	-	-	-	0.0	0.0	2.8	

2017/18 RUNS FROM EACH BATTING POSITION IN D GRADE

Player Name	Gam	Runs & Average from each Batting Position										
		Opener	No.3	No.4	No.5	No.6	No.7	No.8	No.9	No.10	No.11	
CONLEY Andrew	3	266@266	-@	-@	-	-@	-	-@	-	-@	-	-@
GIBBIE Dom	3	-@	-	78@ 26	-	-@	-	-@	-	-@	-	-@
PANSINI Angelo	2	46@ 23	-@	-	-@	-	-@	-	-@	-	-@	-@
BROWNE Noel	3	-@	-	-@	-	15@	-	-@	-	-@	-	-@
CRAIGIE Grant	2	-@	-	-@	10@ 10	-@	-	-@	-	-@	-	-@

2017/18 MOST MINUTES PER INNINGS IN D GRADE

Rank	Player Name	Gam	All Inn	Ymed Inn	Total Minutes	Minutes per Inning	Runs per Minute
1	CONLEY Andrew	3	3	3	435	145.00	0.611
2	GIBBIE Dom	3	3	3	229	76.33	0.341
3	CRAIGIE Grant	2	2	2	58	29.00	0.172
4	PANSINI Brayden	2	1	1	16	16.00	0.563
5	GREEN Anthony	1	1	1	15	15.00	0.267
6	PANSINI Angelo	2	2	2	30	15.00	1.533

2017/18 MOST PARTNERSHIP RUNS IN D GRADE

Rank	Player Name	Gam	Total Pship Runs	Pship Runs per Inn	Best Pship	Pships of 100	50	30	Player Runs	% of P'ship
1	CONLEY Andrew	3	491	163.7	125	1	1	4	266	54.2
2	GIBBIE Dom	3	246	82.0	125	1	1	1	78	31.7
3	CRAIGIE Grant	2	80	40.0	32	-	-	2	10	12.5
4	PANSINI Angelo	2	53	26.5	30	-	-	1	46	86.8
5	BROWNE Noel	3	42	21.0	25	-	-	-	27	64.3
6	PANSINI Brayden	2	27	27.0	27	-	-	-	9	33.3
7	WILKIN Anthony	3	21	21.0	21	-	-	-	6	28.6

2017/18 BEST PARTNERSHIPS IN D GRADE

Rank	Wkt	Runs	Player Names	GrDv	Opposition	Rnd	Year
1	2nd	125	GIBBIE Dom 33 & CONLEY Andrew 104	D	MORPHETT VALE	2	2017/18
2	2nd	72	GIBBIE Dom 29 & CONLEY Andrew 76*	D	COROMANDEL	1	2017/18
3	2nd	49	GIBBIE Dom 16 & CONLEY Andrew 86*	D	PORT NOARLUNGA	4	2017/18
4	3rd	32	CRAIGIE Grant 4 & CONLEY Andrew 86*	D	PORT NOARLUNGA	4	2017/18
5	3rd	31	CONLEY Andrew 104 & CRAIGIE Grant 6*	D	MORPHETT VALE	2	2017/18
6	1st	30	PANSINI Angelo 27 & CONLEY Andrew 104	D	MORPHETT VALE	2	2017/18

D GRADE MATCH REPORTS

2017/18 Division 8 Premiersip Table

Rank	Team	P	Bye	W2	W1	D	L1	L2	Wkts Lost	Runs For	Wkts Taken	Runs Agnst	Points	Quotient
1	Coromandel III	13	1	2	8	2	1	0	54	1620	106	1471	83	2.1618
2	Morphettville Park IV	13	1	1	9	2	1	0	54	2048	96	1362	78	2.6732
3	Southern II	14	0	0	11	0	3	0	87	1610	104	1526	69	1.2612
4	Fitzroy II	13	1	1	4	1	7	0	92	1709	54	1511	51	0.6639
5	Morphett Vale II	13	1	0	6	1	5	1	101	1721	109	1854	50	1.0018
6	Coromandel Ramblers IV	14	0	0	6	1	7	0	80	1765	92	1759	45	1.1539
7	Port Noarlunga III	13	1	1	3	1	7	1	106	1506	81	1619	45	0.7108
8	North Haven V	14	0	0	5	1	6	2	117	1738	77	2070	39	0.5526
9	Happy Valley IV	13	1	0	1	1	10	1	82	997	47	1527	20	0.3742
10	Warradale IV	8	0	0	1	0	7	0	14	508	21	523	8	1.4570

Summary of D Grade Results

Round 1	LOST 1st Innings	WARRADALE 6-172 COROMANDEL 3-173	A Conley 76*; D Gibbie 29; N Browne 2/52;
Round 2	LOST 1st Innings	WARRADALE 3-203 MORPHETT VALE 6-204	A Conley 104; A Pansini 27; D Gibbie 33; A Wilkin 2/34; B Pansini 2/39;
Round 3	LOST by Forfeit	WARRADALE NORTH HAVEN	
Round 4	WON 1st Innings	PORT NOARLUNGA 10-55 WARRADALE 5d-133 PORT NOARLUNGA 2-91	S Gulati 4/12; N Browne 3/12; T Craigie 3/17; A Conley 86*;
Round 5	LOST by Forfeit	WARRADALE COROMANDEL RAMBLERS	
Round 6	LOST by Forfeit	WARRADALE MORPHETTVILLE PARK	
Round 7	LOST by Forfeit	WARRADALE FITZROY	
Round 8	LOST by Forfeit	WARRADALE SOUTHERN	

Round 1: WARRADALE v COROMANDEL at Brighton High (LOST 1st Innings)

We played against the eventual minor premiers who were a little too good for us. The 172 we posted was a good total. It was based on a typical innings from Winner this year. He starts with sound defence; then moves into terrific stoke play; and somewhere in the middle of his innings, he injures himself.

Brayden Pansini chipped in with some valuable runs at the end.

Unfortunately, they were too good for us with the bat. Our best bowler was Brayden Panini who bowled a tidy 5 overs for 11 runs. He also took a excellent skied catch off Brownie. This earned him his nickname of "Huss". Just like Mike Hussey, he can bat, bowl & field!

Season: 2017/18, Round 1		Date: 07OCT	Grade: D	Division: 8	Captain: GIBBIE Dom
WARRADALE 6-172 (40 ov)					
Ord	Min	Batsman	Scoring Strokes	How Out	Runs
1	148	CONLEY Andrew	1412142212441414414111111414111	Not Out	76
2	15	PANSINI Angelo	46414	Bowled	19
3	67	GIBBIE Dom	11144141441111	Caught	29
4	12	TONKIN Andrew	14	Bowled	5
5	3	BORLAND Daniel	1	Bowled	1
6	12	MASON Steve		Bowled	0
7	15	BROWNE Noel	1641	Caught	12
8	16	PANSINI Brayden	21141	Not Out	9
		BATES Simon		dnb	
		WILKIN Anthony		dnb	
		CONROY Dillon		sub-fielder	
		Extras			21
COROMANDEL 3-173 (30 ov)					
Ord	Bowler	Runs off each over	Ovrs	Md	Runs
1	PANSINI Angelo	2.2.6.7.5.4.3.1	8	0	30
2	MASON Steve	11.10.20.5.11	5	0	57
3	BROWNE Noel	6.9.10.8W.M.4.5.10W	8	1	52
4	WILKIN Anthony	3.3.5.MW	4	1	11
5	PANSINI Brayden	3.3.1.2.2	5	0	11
Fielding (caught, stumped, runout, asstd. r/o)					
TONKIN A: WK(c0,s0,byes 8), CONLEY A: c1, PANSINI B: c1,					
Fielding Votes: 1st- PANSINI Brayden 2nd- CONROY Dillon 3rd-					

Round 2: WARRADALE v MORPHETT VALE at Brighton High (LOST 1st Innings)

What can I say about this game?

The D grade veterans decided that this was the worst behaviour that they have ever had to endure while batting. Some of what was said was disgusting. The less said the better about these drop-kicks, the better. On the plus side, we took the field with the proper attitude and played in the true spirit of the game. Unfortunately, we lost a game we should have won.

Winner was fantastic again, knocking up a ton. Ange hit well at the start; as did Noel Bowne at the end. Our score of 203 should have been enough.

We took wickets consistently to have them 6/115. They put a 7th wicket partnership together, but they still needed 20 to win with 2 overs to go. But we did not finish the game off & lost a heart-breaker.


Joel was terrific and Brayden again bowled excellently.

Season: 2017/18, Round 2		Date: 14OCT	Grade: D	Division: 8	Captain: GIBBIE Dom			
WARRADALE 3-203 (40 ov)								
Ord	Min	Batsman	Scoring Strokes	How Out	Runs	Fow &	N.O.	Batsman
1	146	CONLEY Andrew	1114441411114444441144441141114	Bowled	104	3-186		CRAIGIE G 5
2	15	PANSINI Angelo	4426416	Caught	27	1- 30		CONLEY A 2
3	100	GIBBIE Dom	11111411411442411	Caught	33	2-155		CONLEY A 82
4	34	CRAIGIE Grant	111111	Not Out	6			
5	4	BROWNE Noel	4416	Not Out	15			
		FULLER Paul		dnb				
		FONTAINE Gavin		dnb				
		PANSINI Brayden		dnb				
		MASON Steve		dnb				
		WILKIN Anthony		dnb				
		CRAIGIE Tyson		dnb				
		Extras			18			
MORPHETT VALE 6-204 (39.3 ov)								
Ord	Bowler	Runs off each over	Ovrs	Md	Runs	Wkts	How out	
1	PANSINI Angelo	1.1.MW.6.6.1.6.13	8	1	34	1	bo1;	
2	MASON Steve	11.5.7.8.3.4.1W.2	8	0	41	1	bo1;	
3	WILKIN Anthony	4.5.MW.4W.M.11.3.7	7.3	2	34	2	ct1;bo1;	
4	PANSINI Brayden	1.6.7W.10.3W.3.4.5	8	0	39	2	cb1;bo1;	
5	BROWNE Noel	4.5.2.4.M.10.14.M	8	2	39	0		
Fielding (caught, stumped, runout, asstd.r/o)								
CRAIGIE G: WK(c0,s0,byes14), PANSINI B: c1, MASON S: c1,								
Fielding Votes:			1st- PANSINI Brayden		2nd- MASON Steve		3rd-	

BACK TO THE FUTURE




1992



2018

← Win

Noel →



1992



2015

Round 4: WARRADALE v PORT NOARLUNGA at Brighton High (WON 1st Innings)


After a forfeit, we managed to put a team on the park. Not the strongest in the history of WCC, Joel was our No 5 batsman! But we were happy to get on the park.

We had heard they weren't very good. And the rumours were true. We rolled them for 55. Noel Browne was superb, as was Rippi, who was too quick for them. I received a pleasant surprise when Joel broke down. I threw the ball to Tyson Craigie to finish his over and liked what I saw. His 3/17 was one of the highlights of the year. Noel also took a ripper of a caught & bowled.

Day one finished with us being 1/48. Winner & I had taken our time. I was a little concerned about losing too many wickets - especially with the tail starting at 5 (sorry Joel),

We got cracking from the start of Day 2 & got a lead of 78; so we had a crack at the outright. Winner was the star again with the bat scoring 86. We never got rolling chasing the outright & called it off with them only 2 wickets down.

Season: 2017/18, Round 4		Date: 04NOV/11NOV	Grade: D	Division: 8	Captain: GIBBIE Dom
PORT NOARLUNGA 10-55 (34.1 ov)					
Ord-Bowler-----	Runs off each over-----	Ovrs	Md	Runs	Wkts---How out-----
1 GREEN Anthony	3.1.1.M.M.M	6	3	5	0
2 WILKIN Anthony	4	0.4	0	4	0
3 GULATI Sandeep	3.1W.M.M.MW.4.2.1W.1.0W	9.1	3	12	4 bo4;
4 BROWNE Noel	5.2.M.1W.1.M.MW.3W	8	3	12	3 cb2;bo1;
5 CRAIGIE Tyson	0.5.MW.MW.1.3.2W.2.1.2.1	10.2	2	17	3 ct2;bo1;
Fielding (caught, stumped, runout, asstd.r/o)-----					
CRAIGIE G: WK(c0,s0,byes 4), CONLEY A: c1, WILKIN A: c1, BROWNE N: c2,					
Fielding Votes: 1st- WILKIN Anthony 2nd- CONLEY Andrew 3rd-					
WARRADALE 5d-133 (41 ov)					
Ord-Min--Batsman-----	Scoring Strokes-----	How Out-----	Runs-----	Fow &	N.O.Batsman-----
1 141 CONLEY Andrew	114111111441411141111111441414211	Not Out	86		
2 15 GREEN Anthony	1111412161				
3 62 GIBBIE Dom	112	Caught	4	1- 10	CONLEY A 6
4 24 CRAIGIE Grant	111121144	Caught	16	2- 59	CONLEY A 28
5 12 WILKIN Anthony	1111	Caught	4	3- 91	CONLEY A 54
6 13 CRAIGIE Tyson	42	Bowled	6	4-112	CONLEY A 68
7 10 ARMAN Sam	11	Caught	2	5-117	CONLEY A 71
SMITH John	1	Not Out	1		
DESHAPANDE Niranjan		dnb			
REVELL Glen		dnb			
GULATI Sandeep		dnb			
BROWNE Noel		dnb			
Extras			14		
PORT NOARLUNGA 2-91 (20 ov)					
Ord-Bowler-----	Runs off each over-----	Ovrs	Md	Runs	Wkts---How out-----
1 GULATI Sandeep	M.M.M.2.1W.2.5	7	3	10	1 bo1;
2 GREEN Anthony	5.3.8.5.5	5	0	26	0
3 SMITH John	1	1	0	1	0
4 ARMAN Sam	4W.10.1.7	4	0	22	1 ct1;
5 CRAIGIE Tyson	7.10.5	3	0	22	0
Fielding (caught, stumped, runout, asstd.r/o)-----					
CRAIGIE G: WK(c0,s0,byes 9), GULATI S: c1,					

BACK TO THE FUTURE**Grant**

2017/18 COMBINED STATISTICS FOR ALL GRADES

2017/18 BATTING STATISTICS

Player Name	Ga	Batting Inn NO Runs Ave	Innings Scores Hi 100 50 30 0	Pshps 10050	% Tm	% Cr	ScoreStrokes 6's 4's 1's	Fld Ct	W'keeping Ct St Bye Gam
HARRIS Glenn	14	12 3 693 77.0	137 2 4 3 -	1 6 31	64	35 76 148	5	- - - -	
CONLEY Andrew	13	13 4 604 67.1	104 1 5 1 1	2 7 28	45	5 90 174	4	- - - -	
FERGUSON Haimish	14	15 - 324 21.6	95 - 1 1 2 1	1 1 16	56	6 38 63	7	- - 1 1	
BRUSNAHAN Dale	12	15 1 292 20.9	101* 1 - 1 1 1	1 - 19	62	4 37 48	12	- - - -	
BALYM Anton	14	12 1 281 25.5	76 - 3 1 2 2	2 1 14	42	3 29 88	-	8 9 35 12	
GIBBIE Dom	13	11 1 277 27.7	74 - 1 2 -	2 2 13	38	1 39 83	3	- - - -	
FERGUSON Lachlan	14	15 3 275 22.9	65* - 1 2 1 -	2 14 64	4 34 53	4	- - - -		
MAHONEY David	13	14 1 269 20.7	68 - 1 2 1 2	2 2 14	38	- 26 85	3	- - 4 1	
PANSINI Angelo	14	15 - 265 17.7	44 - - 3 4 -	2 11 61	20 24 35	5	- - 1 1		
TEMBY Paul	14	14 - 236 16.9	62 - 1 2 4 1	- 12 61	10 23 43	4	- - - -		
HUGHES Peter	14	15 1 235 16.8	42 - - 2 1 -	1 13 44	3 30 61	2	- - - -		
MONAHAN Phil	13	14 4 187 18.7	65* - 1 1 -	- 11 46	2 29 47	1	- - - -		
MARSHALL Ashley	13	11 1 170 17.0	38 - - 2 1 -	- 10 49	5 22 37	3	- - - -		
SMITH Tim	11	10 1 140 15.6	35 - - 3 -	1 3 8	33	1 22 36	1	5 - 39 5	
SPANTON Troy	13	12 2 137 13.7	30 - - 1 2 1	- 7 26	- 11 55	4	- - 23 4		
MONAGHAN Scott	14	14 3 127 11.5	21 - - - 1 -	- 6 30	- 13 51	1	- - - -		
BRYSON Brett	13	10 3 123 17.6	33* - - 1 1 -	- 1 6 34	- 17 43	5	- - - -		
BROOKER Christian	3	3 - 114 38.0	53 - 2 - - -	- 1 34 62	- 18 17	-	- - - -		
CRAIGIE Grant	10	10 1 110 12.2	40 - - 2 1 -	- 2 7 35	1 15 30	3	- - 30 3		
PALMER Dave	14	14 1 108 8.3	38 - - 1 3 -	- 1 6 40	- 12 31	3	- - - -		
SCOTT Ron	10	8 1 97 13.9	47 - - 1 1 -	- 1 7 45	1 13 21	2	- - - -		
CORNELISSEN Jack	12	9 1 87 10.9	22 - - - 1 -	- 5 70	6 7 11	8	- - - -		
CLARIDGE Daniel	14	12 2 87 8.7	33 - - 1 4 -	- 4 47	2 10 19	6	2 - 9 3		
BURROWS Mark	12	11 3 73 9.1	15 - - - 1 -	- 4 60	3 6 15	5	- - - -		
CRAIGIE Tyson	13	11 4 69 9.9	15* - - - 1 -	- 4 32	- 9 27	6	- - - -		
MASON John	2	3 - 58 19.3	44 - - 1 -	- 18 48	- 6 21	1	- - - -		
CONROY Jason	14	11 5 51 8.5	15* - - - 1 -	- 2 31	- 3 22	5	- - - -		
TONKIN Andrew	10	9 - 51 5.7	19 - - - 1 -	- 4 53	- 8 11	2	2 - 52 6		
GREEN Anthony	10	9 2 49 7.0	12* - - - 1 -	- 3 32	- 6 11	2	- - - -		
DEY Richard	7	6 - 48 8.0	39 - - 1 2 -	- 5 59	2 7 6	2	- - - -		
WILLIAMS Rowan	12	9 2 46 6.6	18* - - - 4 -	- 2 49	1 5 5	5	- - - -		
BARRITT Henry	6	6 1 40 8.0	15 - - - -	- 4 42	- 5 14	-	- - - -		
CLYDESDALE Matt	2	2 - 38 19.0	33 - - 1 -	- 18 35	- 4 16	2	- - - -		
PANSINI Brayden	12	8 4 38 9.5	16 - - - 2 -	- 2 41	- 2 14	2	- - - -		
BROWNE Noel	4	3 1 34 17.0	15* - - - -	- 5 67	3 3 4	3	- - - -		
WILKIN Anthony	9	5 2 33 11.0	14* - - - 1 -	- 2 42	- 5 7	2	- - - -		
MASON Steve	14	8 2 29 4.8	18* - - - 3 -	- 1 18	- 3 9	2	- - - -		
TYNSKI Simon	5	4 - 17 4.3	8 - - - 1 -	- 3 49	- 2 5	1	1 - 1 1		
LIGHTFOOT Derek	1	2 - 16 8.0	16 - - - 1 -	- 4 24	- 4 -	-	- - - -		
TONKIN Braedon	12	6 2 16 4.0	12* - - - 3 -	- 1 84	1 1 -	6	- - - -		
MARKS Greg	9	6 - 16 2.7	9 - - - 3 -	- 1 64	- 3 2	2	7 4 29 8		
JELBERT Curtis	1	2 - 14 7.0	7 - - - -	- 9 61	- 2 6	2	- - - -		
BATES Simon	3	2 - 11 5.5	11 - - - 1 -	- 1 2 18	- 7 -	1	- - - -		
ARMAN Ben	7	5 2 10 3.3	8* - - - 2 -	- 1 34	- 2 2	4	- - - -		
SMITH John	5	3 - 5 1.7	4 - - - 1 -	- 1 33	- 3 -	-	- - - -		
MARTIN Anthony	2	2 1 4 4.0	4 - - - -	- 1 6	- 4 -	-	- - - -		
McEVOY Dennis	1	1 - 4 4.0	4 - - - -	- 4 40	- 4 -	-	- - - -		
BODEN Nick	2	2 - 4 2.0	4 - - - 1 -	- 1 27	- 4 -	-	- - - -		
BELSAK Andrew	1	1 - 3 3.0	3 - - - -	- 3 25	- 1 -	-	- - - -		
SCHULTZ Kristian	2	2 - 3 1.5	2 - - - -	- 1 20	- 1 -	-	- - - -		
WOODFIELD Andrew	9	6 1 3 0.6	1 - - - 2 -	- 0 11	- 3 1	1	- - - -		
ARMAN Sam	3	2 2 2 -	1* - - - -	- 0 11	- 2 -	-	- - - -		
GULATI Sandeep	3	1 - 2 2.0	2 - - - -	- 0 10	- 2 1	-	- - - -		
WOODS Daniel	1	1 - 2 2.0	2 - - - -	- 2 29	- - -	-	- - - -		
CROUCH Jack	8	6 2 2 0.5	1* - - - 3 -	- 0 7	- 2 1	-	- - - -		
FONTAINE Gavin	2	1 - 1 1.0	1 - - - -	- 0 5	- 1 -	-	- - - -		
BORLAND Daniel	1	1 - 1 1.0	1 - - - -	- 1 10	- 1 -	-	- - - -		
STUART Dave	1	- - 0 -	- - - - -	- 0 -	- - -	-	- - - -		
DESHPANDE Niranja	1	- - 0 -	- - - - -	- 0 -	- - -	-	- - - -		
REVELL Glen	1	- - 0 -	- - - - -	- 0 -	- - -	-	- - - -		
CANDLETT Shane	1	- - 0 -	- - - - -	- 0 -	- - -	-	- - - -		
DENIET Josh	1	- - 0 -	- - - - -	- 0 -	- - -	-	- - - -		
LIPSETT Wes	1	- - 0 -	- - - - -	- 0 -	- - -	1	- - - -		
BROWN Jason	1	1 - 0 0.0	0 - - - 1 -	- 0 -	- - -	-	- - - -		
FULLER Paul	2	1 - 0 0.0	0 - - - 1 -	- 0 -	- - -	-	- - 5 1		
MATTHEWS Jacob	2	1 - 0 0.0	0 - - - 1 -	- 0 -	- - -	-	- - - -		
JEYNES Steve	3	2 - 0 0.0	0 - - - 2 -	- 0 -	- - -	1	- - - -		

2017/18 BEST BATTING/BOWLING ALLROUNDERS

Rank	Player Name	Gam	Batting Runs Ave	Bowling Wkts Ave	COTY Points	ALLrnd Matches 50&5 40&4 30&3
200 RUNS & 20 WICKETS						
1	BRUSNAHAN Dale	12	292 20.9	24 14.5	628	- 1 1
100 RUNS & 10 WICKETS						
2	PANSINI Angelo	14	265 17.7	12 23.9	433	- - -
3	MARSHALL Ashley	13	170 17.0	14 15.1	366	- - 1
4	MONAGHAN Scott	14	127 11.5	15 19.3	337	- - -
5	BRYSON Brett	13	123 17.6	13 25.8	305	- - -

2017/18 MOST WICKETKEEPING DISMISSALS

Rank	Player Name	Gam	Games Kept	Dismissals Ct St Total	per Game	Innings 5w 4w 3w	Total Byes	Byes/ Game
1	BALYM Anton	14	12	8 9 17	1.42	- - 2	35	2.92
2	MARKS Greg	9	8	7 4 11	1.38	1 - -	29	3.63
3	SMITH Tim	11	5	5 - 5	1.00	- - -	39	7.80
4	CLARIDGE Daniel	14	3	2 - 2	0.67	- - -	9	3.00
5	TONKIN Andrew	10	6	2 - 2	0.33	- - -	52	8.67
6	TYNSKI Simon	5	1	1 - 1	1.00	- - -	1	1.00

2017/18 BOWLING STATISTICS

Player Name	Ga	Bowling						Innings			% Tm	How Out				Wkt/ InnB	Ball/ Wkt	Run/ Over
		Inn	Overs	Mdn	Runs	Wkt	Ave	Best	5w	3w		Ct	Bo	Lb	St			
BRUSNAHAN Dale	12	13	101.4	15	349	24	14.5	6/29	1	2	25	11	11	2	-	1.8	25.4	3.4
TONKIN Braedon	12	12	108.1	15	421	21	20.0	5/81	1	2	27	12	7	2	-	1.8	30.9	3.9
WILLIAMS Rowan	12	12	139	35	362	18	20.1	4/9	-	2	20	6	5	3	4	1.5	46.3	2.6
MONAGHAN Scott	14	13	69.5	6	290	15	19.3	5/22	1	1	17	12	1	1	1	1.2	27.9	4.2
MASON Steve	14	13	86	12	352	15	23.5	5/9	1	-	15	5	9	1	-	1.2	34.4	4.1
MARSHALL Ashley	13	9	60.4	12	211	14	15.1	4/27	-	3	14	7	3	4	-	1.6	26.0	3.5
CONROY Jason	14	13	55.5	5	247	14	17.6	6/40	1	2	13	12	1	-	1	1.1	23.9	4.4
CORNELISSEN Jack	12	10	71	6	337	14	24.1	3/27	-	2	16	8	3	3	-	1.4	30.4	4.7
BRYSON Brett	13	12	76	10	335	13	25.8	4/55	-	1	15	7	4	2	-	1.1	35.1	4.4
PANSINI Angelo	14	12	71	11	287	12	23.9	3/9	-	1	13	8	2	1	1	1.0	35.5	4.0
SCOTT Ron	10	9	68	17	195	11	17.7	4/27	-	1	17	7	3	-	1	1.2	37.1	2.9
PANSINI Brayden	12	11	67.3	8	241	10	24.1	3/33	-	1	14	4	4	1	1	0.9	40.5	3.6
BURROWS Mark	12	12	66.4	12	249	10	24.9	3/36	-	1	13	6	1	-	3	0.8	40.0	3.7
CLARIDGE Daniel	14	11	90.4	15	384	10	38.4	2/18	-	-	11	7	2	1	-	0.9	54.4	4.2
WILKIN Anthony	9	6	37	7	119	8	14.9	2/22	-	-	15	3	4	1	-	1.3	27.8	3.2
GREEN Anthony	10	9	53	14	172	8	21.5	4/20	-	2	12	5	2	1	-	0.9	39.8	3.2
BROWNE Noel	4	4	31	7	124	7	17.7	3/12	-	1	27	6	1	-	-	1.8	26.6	4.0
GULATI Sandeep	3	4	33.1	13	48	6	8.0	4/12	-	1	32	1	5	-	-	1.5	33.2	1.4
WOODFIELD Andrew	9	5	22	3	98	6	16.3	3/48	-	1	11	3	2	1	-	1.2	22.0	4.5
FERGUSON Lachlan	14	11	70	8	282	6	47.0	2/20	-	-	7	5	1	-	-	0.5	70.0	4.0
CRAIGIE Tyson	13	7	26.2	3	120	5	24.0	3/17	-	1	6	3	1	-	1	0.7	31.6	4.6
CROUCH Jack	8	5	28	3	144	5	28.8	2/20	-	-	12	5	-	-	-	1.0	33.6	5.1
CLYDESDALE Matt	2	1	4.2	-	18	4	4.5	4/18	-	1	29	3	1	-	-	4.0	6.5	4.2
MASON John	2	2	8	1	55	4	13.8	3/30	-	1	22	3	-	1	-	2.0	12.0	6.9
ARMAN Ben	7	6	33.1	6	119	4	29.8	2/5	-	-	8	4	-	-	-	0.7	49.8	3.6
HARRIS Glenn	14	10	49	6	182	4	45.5	1/3	-	-	4	2	1	1	-	0.4	73.5	3.7
WOODS Daniel	1	1	3	-	15	3	5.0	3/15	-	1	38	1	2	-	-	3.0	6.0	5.0
FERGUSON Haimish	14	5	37	4	172	3	57.3	1/18	-	-	3	3	-	-	-	0.6	74.0	4.6
STUART Dave	1	1	8	3	8	2	4.0	2/8	-	-	25	1	1	-	-	2.0	24.0	1.0
McEVoy Dennis	1	1	5.3	1	13	2	6.5	2/13	-	-	20	1	1	-	-	2.0	16.5	2.4
JEYNES Steve	3	2	8	2	24	2	12.0	2/15	-	-	7	2	-	-	-	1.0	24.0	3.0
SMITH Tim	11	3	9	-	48	2	24.0	1/16	-	-	3	-	2	-	-	0.7	27.0	5.3
MARTIN Anthony	2	2	12	1	50	2	25.0	1/19	-	-	17	2	-	-	-	1.0	36.0	4.2
DENIET Josh	1	1	11	-	51	2	25.5	2/51	-	-	33	2	-	-	-	2.0	33.0	4.6
SPANTON Troy	13	2	8	-	60	2	30.0	1/28	-	-	2	2	-	-	-	1.0	24.0	7.5
TEMBY Paul	14	5	24.5	2	94	2	47.0	1/22	-	-	2	1	1	-	-	0.4	74.5	3.8
CANDLETT Shane	1	1	5	1	8	1	8.0	1/8	-	-	13	-	1	-	-	1.0	30.0	1.6
ARMAN Sam	3	1	4	-	22	1	22.0	1/22	-	-	3	1	-	-	-	1.0	24.0	5.5
LIGHTFOOT Derek	1	1	2	-	25	1	25.0	1/25	-	-	11	1	-	-	-	1.0	12.0	12.5
MONAHAN Phil	13	3	7	-	43	1	43.0	1/3	-	-	1	-	1	-	-	0.3	42.0	6.1
JELBERT Curtis	1	1	9	1	47	1	47.0	1/47	-	-	14	1	-	-	-	1.0	54.0	5.2
SMITH John	5	4	17	-	84	1	84.0	1/23	-	-	2	1	-	-	-	0.3	102.0	4.9
BARRITT Henry	6	1	1	-	13	-	-	-	-	-	-	-	-	-	-	0.0	0.0	13.0
SCHULTZ Kristian	2	1	3	-	17	-	-	-	-	-	-	-	-	-	-	0.0	0.0	5.7
BALYM Anton	14	1	4	-	22	-	-	-	-	-	-	-	-	-	-	0.0	0.0	5.5
MATTHEWS Jacob	2	2	6	-	47	-	-	-	-	-	-	-	-	-	-	0.0	0.0	7.8

2017/18 MOST FIELDING VOTES

Rank	Player Name	Gam	1st Votes	2nd Votes	3rd Votes	Total Votes 2-2-1 basis	% of games with f/vote
1	BRUSNAHAN Dale	12	5	2	-	12	58.3
2	CORNELISSEN Jack	12	4	3	-	11	58.3
3	PANSINI Brayden	12	3	4	-	10	58.3
4	MAHONEY David	13	3	2	-	8	38.5
5	WILKIN Anthony	9	3	-	-	6	33.3
6	CLARIDGE Daniel	14	3	-	-	6	21.4
7	HARRIS Glenn	14	2	2	-	6	28.6

2017/18 MOST CATCHES AS FIELDSMAN

Rank	Player Name	Gam	Field Catches	Catches per Game	Innings of 4c 3c 2c
1	BRUSNAHAN Dale	12	12	1.00	- 1 3
2	CORNELISSEN Jack	12	8	0.67	- 1 1
3	FERGUSON Haimish	14	7	0.50	- 1 -
4	TONKIN Braedon	12	6	0.50	- - 2
5	CRAIGIE Tyson	13	6	0.46	- 1 -
6	CLARIDGE Daniel	14	6	0.43	- - 3

2017/18 BEST BATTING/BOWLING ALLROUNDER IN A MATCH

Rank	Player Name	Batting	Bowling	COIY pts	Gdv	Opposition	Rnd	Year
40 RUNS & 4 WICKETS								
1	BRUSNAHAN Dale	101*	4/52	157	B 4	SOUTH ROAD	7	2017/18
30 RUNS & 3 WICKETS								
2	BRUSNAHAN Dale	46 & 18	3/58	106	B 4	KENILWORTH	4	2017/18
3	MARSHALL Ashley	35	4/31	91	B 4	SOUTH ROAD	14	2017/18
4	CLYDESDALE Matt	33	4/18	89	C 6	MITCHELL PARK	1	2017/18
5	MASON John	44	3/30	86	B 4	PLYMPTON FOOTB	11	2017/18

2017/18 MOST C.O.T.Y. POINTS IN A MATCH

Rank	Player Name	COIY Points from Batting	Bowling	WK/FLDng	Total Points	Grade & Div	Opposition	Rnd	Year
1	BRUSNAHAN Dale	101	56	40	197	B 4	SOUTH ROAD	7	2017/18
2	BRUSNAHAN Dale	64	42	80	186	B 4	KENILWORTH	4	2017/18
3	HARRIS Glenn	137	-	30	167	C 6	WESTERN YOUTH	10	2017/18
4	HARRIS Glenn	159	-	-	159	C 6	COROMANDEL RAM	4	2017/18
5	BRUSNAHAN Dale	26	84	40	150	B 4	COROMANDEL	3	2017/18

2017/18 BEST BATTING AVERAGE (MIN.60 RUNS)

Rank	Player Name	Gam	Inn	NO	Runs	Ave
1	HARRIS Glenn	14	12	3	693	77.0
2	CONLEY Andrew	13	13	4	604	67.1
3	BROOKER Christian	3	3	-	114	38.0
4	GIBBIE Dom	13	11	1	277	27.7
5	BALYM Anton	14	12	1	281	25.5

2017/18 MOST TIMES TOP SCORE IN MATCH

Rank	Player Name	Gam	Times Top Score	% of Games
1	HARRIS Glenn	14	9	64.3
2	CONLEY Andrew	13	6	46.2
3	BRUSNAHAN Dale	12	4	33.3
4	FERGUSON Lachlan	14	3	21.4
5	TEMBY Paul	14	3	21.4
6	BALYM Anton	14	3	21.4

2017/18 MOST MINUTES PER INNINGS (MIN.60 RUNS)

Rank	Player Name	Gam	All Inn	Timed Inn	Total Minutes	Minutes per Inning	Runs per Minute
1	CONLEY Andrew	13	13	13	1265	97.31	0.477
2	GIBBIE Dom	13	11	11	795	72.27	0.348
3	HARRIS Glenn	14	12	12	768	64.00	0.902
4	SPANTON Troy	13	12	12	755	62.92	0.181
5	BROOKER Christian	3	3	3	175	58.33	0.651
6	BALYM Anton	14	12	12	660	55.00	0.426
7	HUGHES Peter	14	15	15	653	43.53	0.360
8	MAHONEY David	13	14	14	600	42.86	0.448

2017/18 MOST PARTNERSHIP RUNS

Rank	Player Name	Gam	Total Pship Runs	Pship Runs per Inn	Best Pship	Pships of 100	50	30	Player Runs	% of P'ship
1	CONLEY Andrew	13	1333	102.5	125	2	7	7	604	45.3
2	HARRIS Glenn	14	1075	89.6	107	1	6	6	693	64.5
3	GIBBIE Dom	13	735	66.8	125	2	2	2	277	37.7
4	MAHONEY David	13	701	50.1	115	2	2	4	269	38.4
5	BALYM Anton	14	665	55.4	178	2	1	4	281	42.3
6	FERGUSON Haimish	14	580	38.7	178	1	1	6	324	55.9
7	HUGHES Peter	14	533	35.5	64	-	1	7	235	44.1
8	SPANTON Troy	13	521	43.4	116	1	-	4	137	26.3

2017/18 MOST PARTNERSHIP RUNS TOGETHER

Rank	Names of Partners	No. of Pships	Not Outs	Pship Runs	Ave. Pship	Best Pship	Pships of 100	50
1	GIBBIE Dom & CONLEY Andrew	5	-	409	81.8	125	2	2
2	BALYM Anton & FERGUSON Haimish	12	-	360	30.0	178	1	1
3	BALYM Anton & MAHONEY David	6	-	194	32.3	115	1	-
4	HARRIS Glenn & CRAIGIE Grant	3	-	191	63.7	87	-	2
5	TEMBY Paul & MAHONEY David	4	-	174	43.5	104	1	-
6	BRYSON Brett & HARRIS Glenn	4	-	158	39.5	81	-	1

2017/18 HIGHEST PERCENT OF TEAM RUNS SCORED (MIN.60 RUNS)

Rank	Player Name	Gam	Player Runs	Team Runs	% of Team Runs
1	BROOKER Christian	3	114	339	33.63
2	HARRIS Glenn	14	693	2254	30.75
3	CONLEY Andrew	13	604	2188	27.61
4	BRUSNAHAN Dale	12	292	1572	18.58
5	FERGUSON Haimish	14	324	2030	15.96
6	MAHONEY David	13	269	1901	14.15
7	BALYM Anton	14	281	2030	13.84
8	FERGUSON Lachlan	14	275	2030	13.55

2017/18 HIGHEST PERCENT SCORED AT CREASE (MIN.60 RUNS)

Rank	Player Name	Gam	Scored Runs	P'ship Runs	% runs at Crease
1	CORNELISSEN Jack	12	87	125	69.60
2	HARRIS Glenn	14	693	1075	64.47
3	FERGUSON Lachlan	14	275	428	64.25
4	BRUSNAHAN Dale	12	292	468	62.39
5	BROOKER Christian	3	114	184	61.96
6	PANSINI Angelo	14	265	434	61.06
7	TEMBY Paul	14	236	387	60.98
8	BURROWS Mark	12	73	121	60.33

2017/18 LOWEST PERCENT SCORED AT CREASE (MIN.120 P'SHIP RUNS)

Rank	Player Name	Gam	Scored Runs	P'ship Runs	% runs at Crease
1	MASON Steve	14	29	165	17.58
2	SPANTON Troy	13	137	521	26.30
3	MONAGHAN Scott	14	127	421	30.17
4	CONROY Jason	14	51	166	30.72

2017/18 BATSMEN MOST INVOLVED IN RUN OUTS

Rank	Player Name	Gam	Self Run-Out	Partner Run-Out	Total	Run Outs per 1000 Pship Runs
1	MONAGHAN Scott	14	3	-	3	7.13
2	CONLEY Andrew	13	1	2	3	2.25
3	PANSINI Brayden	12	-	2	2	21.51
4	WILLIAMS Rowan	12	1	1	2	21.28
5	BURROWS Mark	12	-	2	2	16.53
6	MASON Steve	14	2	-	2	12.12
7	MARSHALL Ashley	13	2	-	2	5.75
8	HARRIS Glenn	14	1	1	2	1.86

2017/18 MOST DUCKS

Rank	Player Name	Gam	No. of Ducks	% of Inn
1	WILLIAMS Rowan	12	4	44.4
2	CLARIDGE Daniel	14	4	33.3
3	TEMBY Paul	14	4	28.6
4	PANSINI Angelo	14	4	26.7
5	CROUCH Jack	8	3	50.0
6	TONKIN Braedon	12	3	50.0
7	MARKS Greg	9	3	50.0
8	MASON Steve	14	3	37.5
9	PALMER Dave	14	3	21.4

2017/18 BATSMEN MOST BOWLED, LBW & STUMPED

Rank	Player Name	Gam	BOWLED	Total Outs	% of Total
1	BALYM Anton	14	7	11	63.6
2	FERGUSON Haimish	14	6	15	40.0

Rank	Player Name	Gam	LBW	Total Outs	% of Total
1	CONLEY Andrew	13	3	9	33.3
2	PALMER Dave	14	3	13	23.1

Rank	Player Name	Gam	STUMPED	Total Outs	% of Total
1	TEMBY Paul	14	2	14	14.3

2017/18 HIGHEST INDIVIDUAL SCORES

Rank	Playr Score	Player Name	Time Min	% Tm	% Cr	Scoring 6s	Stroke 4s	Stroke 3s	Stroke 2s	Stroke 1s	Bat Pos	Grade & Div	Opposition	Rnd	Year
1	137	HARRIS Glenn	116	59	77	9	13	-	3	25	No4	C 6	WESTERN YOUTH	10	2017/18
2	120*	HARRIS Glenn	131	54	54	6	16	-	-	20	Open	C 6	COROMANDEL RAM	4	2017/18
3	104	CONLEY Andrew	146	51	56	-	21	-	-	20	Open	D 8	MORPHETT VALE	2	2017/18
4	101*	BRUSNAHAN Dale	156	66	66	-	7	5	18	22	Open	B 4	SOUTH ROAD	7	2017/18
5	96*	CONLEY Andrew	143	43	43	3	15	-	1	16	Open	B 4	SOUTH ROAD	14	2017/18
6	95	FERGUSON Haimish	129	30	53	1	11	1	11	20	Open	A 2	MITCHELL PARK	7	2017/18
7	88	HARRIS Glenn	96	27	54	7	6	-	1	20	No4	C 6	WESTERN YOUTH	3	2017/18
8	86*	CONLEY Andrew	141	65	65	1	11	-	2	32	Open	D 8	PORT NOARLUNGA	4	2017/18
9	77	CONLEY Andrew	182	23	39	1	9	-	2	31	Open	C 6	WESTERN YOUTH	3	2017/18
10	76*	CONLEY Andrew	148	44	44	-	11	-	5	22	Open	D 8	COROMANDEL	1	2017/18
11	76	BALYM Anton	155	24	37	2	8	-	5	22	Open	A 2	MITCHELL PARK	7	2017/18
12	75	BALYM Anton	105	41	65	1	9	2	5	17	Open	A 2	BELAIR	4	2017/18
13	74	GIBBIE Dom	154	38	49	-	13	-	2	18	Open	C 6	PLYMPTON FOOTB	7	2017/18
14	72*	CONLEY Andrew	148	47	47	-	9	-	5	26	Open	B 4	SHEIDOW PARK	6	2017/18
15	68	MAHONEY David	153	37	38	-	10	1	4	17	No3	A 2	BELAIR	4	2017/18
16	68	HARRIS Glenn	66	51	83	5	5	-	1	16	No5	C 6	COROMANDEL RAM	9	2017/18
17	65*	MONAHAN Phil	98	55	74	-	14	-	1	7	No5	B 4	WESTERN YOUTH	1	2017/18
18	65*	FERGUSON Lachlan	81	20	58	-	11	1	2	14	No6	A 2	MITCHELL PARK	7	2017/18
19	62	TEMBY Paul	48	40	59	6	3	-	2	10	No4	A 2	GLENELG ANA	13	2017/18
20	53	BROOKER Christian	82	45	52	-	10	1	3	4	No3	A 2	ICC SHARKS	1	2017/18
21	52	BALYM Anton	108	30	44	-	4	-	7	22	Open	A 2	BELAIR	9	2017/18
22	52	HARRIS Glenn	36	36	57	2	7	-	1	10	No5	C 6	PLYMPTON FOOTB	14	2017/18
23	51	HARRIS Glenn	82	31	69	2	3	-	2	23	No4	C 6	KESWICK	6	2017/18
24	50	BROOKER Christian	77	37	78	-	7	-	5	12	No3	A 2	MORPHETTville	2	2017/18

2017/18 LONGEST INNINGS

Rank	Time Min	Player Name	Playr Score	% Tm	% Cr	Scoring 6s	Stroke 4s	Stroke 3s	Stroke 2s	Stroke 1s	Bat Pos	Grade & Div	Opposition	Rnd	Year
1	182	CONLEY Andrew	77	23	39	1	9	-	2	31	Open	C 6	WESTERN YOUTH	3	2017/18
2	156	BRUSNAHAN Dale	101*	66	66	-	7	5	18	22	Open	B 4	SOUTH ROAD	7	2017/18
3	155	BALYM Anton	76	24	37	2	8	-	5	22	Open	A 2	MITCHELL PARK	7	2017/18
4	154	GIBBIE Dom	74	38	49	-	13	-	2	18	Open	C 6	PLYMPTON FOOTB	7	2017/18
5	153	MAHONEY David	68	37	38	-	10	1	4	17	No3	A 2	BELAIR	4	2017/18

2017/18 HIGHEST PERCENT OF INNINGS TOTAL (30+ RUNS & 5+ WKTS LOST)

Rank	% of Team	Player Name	Playr Score	Team Total	Time Min	% Cr	Scoring 6s	Stroke 4s	Stroke 3s	Stroke 2s	Stroke 1s	Bat Pos	Grade & Div	Opposition	Rnd	Year
1	64.7	CONLEY Andrew	86*	5-133	141	65	1	11	-	2	32	Open	D 8	PORT NOARLUNGA	4	2017/18
2	59.3	HARRIS Glenn	137	6-231	116	77	9	13	-	3	25	No4	C 6	WESTERN YOUTH	10	2017/18
3	56.7	MARSHALL Ashley	38	10-67	91	58	-	6	-	2	10	No3	B 4	PLYMPTON FOOTB	2	2017/18
4	55.1	MONAHAN Phil	65*	10-118	98	74	-	14	-	1	7	No5	B 4	WESTERN YOUTH	1	2017/18
5	50.7	HARRIS Glenn	68	9-134	66	83	5	5	-	1	16	No5	C 6	COROMANDEL RAM	9	2017/18
6	44.5	BROOKER Christian	53	7-119	82	52	-	10	1	3	4	No3	A 2	ICC SHARKS	1	2017/18
7	44.2	CONLEY Andrew	76*	6-172	148	44	-	11	-	5	22	Open	D 8	COROMANDEL	1	2017/18
8	43.0	CONLEY Andrew	96*	5-223	143	43	3	15	-	1	16	Open	B 4	SOUTH ROAD	14	2017/18

2017/18 HIGHEST PERCENT SCORED AT CREASE IN INNINGS OF 30+ RUNS

Rank	%Sc at Crease	Player Name	Playr Runs	Team Runs	Time Min	% Tm	Scoring 6s	Stroke 4s	3s	2s	1s	Bat Pos	Grade &Div	Opposition	Rnd	Year
1	92.1	MARSHALL Ashley	35	38	15	16	4	2	-	-	3	No5	B 4	SOUTH ROAD	14	2017/18
2	91.7	PANSINI Angelo	44	48	20	56	5	3	-	1	-	Open	C 6	SOUTH ROAD	11	2017/18
3	84.8	HARRIS Glenn	39*	46	49	28	2	4	-	-	11	No6	C 6	COROMANDEL RAM	4	2017/18
4	82.9	HARRIS Glenn	68	82	66	51	5	5	-	1	16	No5	C 6	COROMANDEL RAM	9	2017/18
5	78.1	BROOKER Christian	50	64	77	37	-	7	-	5	12	No3	A 2	MORPHETTVILLE	2	2017/18
6	77.4	HARRIS Glenn	137	177	116	59	9	13	-	3	25	No4	C 6	WESTERN YOUTH	10	2017/18

2017/18 QUICKEST INNINGS OF 50+ RUNS

Rank	Runs /Min	Player Name	Playr Score	Time Min	% Tm	%@ Cr	Scoring 6s	Stroke 4s	3s	2s	1s	Bat Pos	Grade &Div	Opposition	Rnd	Year
1	1.44	HARRIS Glenn	52	36	36	57	2	7	-	1	10	No5	C 6	PLYMPTON FOOTB	14	2017/18
2	1.29	TEMBY Paul	62	48	40	59	6	3	-	2	10	No4	A 2	GLENELG ANA	13	2017/18
3	1.18	HARRIS Glenn	137	116	59	77	9	13	-	3	25	No4	C 6	WESTERN YOUTH	10	2017/18
4	1.03	HARRIS Glenn	68	66	51	83	5	5	-	1	16	No5	C 6	COROMANDEL RAM	9	2017/18
5	0.92	HARRIS Glenn	88	96	27	54	7	6	-	1	20	No4	C 6	WESTERN YOUTH	3	2017/18
6	0.92	HARRIS Glenn	120*	131	54	54	6	16	-	-	20	Open	C 6	COROMANDEL RAM	4	2017/18

2017/18 SLOWEST INNINGS OF 90+ MINUTES

Rank	Runs /Hour	Player Name	Playr Score	Time Min	% Tm	%@ Cr	Scoring 6s	Stroke 4s	3s	2s	1s	Bat Pos	Grade &Div	Opposition	Rnd	Year
1	6.47	CRAIGIE Tyson	11	102	10	21	-	-	-	1	9	No4	C 6	MITCHELL PARK	12	2017/18
2	9.28	MONAGHAN Scott	15	97	12	27	-	-	-	3	9	No5	A 2	HAPPY VALLEY	5	2017/18
3	9.68	SPANTON Troy	15	93	16	29	-	1	-	3	5	No5	A 2	COROMANDEL	10	2017/18
4	10.56	SPANTON Troy	22	125	14	19	-	1	-	4	10	No3	B 4	SOUTH ROAD	7	2017/18
5	10.64	SPANTON Troy	25*	141	29	29	-	3	-	3	7	Open	B 4	KENILWORTH	4	2017/18

2017/18 MOST KEEPING DISMISSALS & FIELD CATCHES IN AN INNINGS

Rank	Player Name	W/K Ct	Dismissals St	Total	%Wkts Taken	Grade &Div	Opposition	Rnd	Year
1	MARKS Greg	3	2	5	63	C 6	COROMANDEL RAM	9	2017/18
2	BALYM Anton	-	3	3	50	A 2	MITCHELL PARK	7	2017/18
3	BALYM Anton	2	1	3	30	A 2	ICC SHARKS	1	2017/18

Rank	Player Name	Field Catches	%Wkts Taken	Grade &Div	Opposition	Rnd	Year
1	FERGUSON Haimish	3	50	A 2	MORPHETTVILLE	11	2017/18
2	ARMAN Ben	3	38	B 4	WESTERN YOUTH	12	2017/18
3	CRAIGIE Tyson	3	33	C 6	PLYMPTON FOOTB	7	2017/18
4	BURROWS Mark	3	30	A 2	ICC SHARKS	1	2017/18
5	BRUSNAHAN Dale	3	30	B 4	KENILWORTH	4	2017/18
6	CORNELISSEN Jack	3	30	B 4	SOUTH ROAD	7	2017/18

2017/18 BEST BOWLING AVERAGE (MIN.20 OVERS)

Rank	Player Name	Gam	Overs	Mdn	Runs	Wkts	Average
1	GULATI Sandeep	3	33.1	13	48	6	8.0
2	BRUSNAHAN Dale	12	101.4	15	349	24	14.5
3	WILKIN Anthony	9	37	7	119	8	14.9
4	MARSHALL Ashley	13	60.4	12	211	14	15.1
5	WOODIFIELD Andrew	9	22	3	98	6	16.3
6	CONROY Jason	14	55.5	5	247	14	17.6

2017/18 MOST TIMES BEST BOWLING FIGURES IN MATCH

Rank	Player Name	Gam	no.times Best Fig	% of Matches
1	TONKIN Braedon	12	4	33.3
2	PANSINI Angelo	14	4	28.6
3	WILLIAMS Rowan	12	3	25.0
4	CORNELISSEN Jack	12	3	25.0
5	MARSHALL Ashley	13	3	23.1

2017/18 HIGHEST PERCENT OF TEAM WICKETS TAKEN (MIN.20 OVERS)

Rank	Player Name	Gam	Player Wickets	Team Wickets	% of Team Wickets
1	GULATI Sandeep	3	6	19	31.58
2	TONKIN Braedon	12	21	77	27.27
3	BROWNE Noel	4	7	26	26.92
4	BRUSNAHAN Dale	12	24	96	25.00
5	WILLIAMS Rowan	12	18	89	20.22
6	SCOTT Ron	10	11	64	17.19

2017/18 BEST BOWLING STRIKE RATE (MIN.20 OVERS)

Rank	Player Name	Gam	Balls Bowled	Wickets Taken	Balls per Wkt
1	WOODIFIELD Andrew	9	132	6	22.00
2	CONROY Jason	14	335	14	23.93
3	BRUSNAHAN Dale	12	610	24	25.42
4	MARSHALL Ashley	13	364	14	26.00
5	BROWNE Noel	4	186	7	26.57
6	WILKIN Anthony	9	222	8	27.75

2017/18 LEAST RUNS CONCEDED PER OVER (MIN.20 OVERS)

Rank	Player Name	Gam	Overs	Mdns	Runs	Runs per 100balls	Runs per Over
1	GULATI Sandeep	3	33.1	13	48	24.12	1.45
2	WILLIAMS Rowan	12	139	35	362	43.41	2.60
3	SCOTT Ron	10	68	17	195	47.79	2.87
4	WILKIN Anthony	9	37	7	119	53.60	3.22
5	GREEN Anthony	10	53	14	172	54.09	3.25
6	BRUSNAHAN Dale	12	101.4	15	349	57.21	3.43

2017/18 MOST WICKETS BOWLED, LBW & STUMPED

Rank	Player Name	Gam	BOWLED	Tot.Wkts	% Bowled
1	BRUSNAHAN Dale	12	11	24	45.8
2	MASON Steve	14	9	15	60.0
3	TONKIN Braedon	12	7	21	33.3

Rank	Player Name	Gam	LBW's	Tot.Wkts	% LBW
1	MARSHALL Ashley	13	4	14	28.6
2	CORNELISSEN Jack	12	3	14	21.4
3	WILLIAMS Rowan	12	3	18	16.7

Rank	Player Name	Gam	STUMPED	Tot.Wkts	% Stumped
1	WILLIAMS Rowan	12	4	18	22.2
2	BURROWS Mark	12	3	10	30.0

2017/18 MOST WICKETS IN AN INNINGS

Rank	Player Name	Over	Mdn	Runs	Wkts	Ave	Ba/Wkt	Run/Over	%Im	Grade & Div	Opposition	Rnd	Year
1	BRUSNAHAN Dale	9.4	3	29	6	4.8	9.7	3.0	60	B 4	COROMANDEL	3	2017/18
2	CONROY Jason	6.4	0	40	6	6.7	6.7	6.0	60	B 4	KENILWORTH	4	2017/18
3	MASON Steve	8	4	9	5	1.8	9.6	1.1	50	B 4	SHEIDOW PARK	6	2017/18
4	MONAGHAN Scott	7.5	0	22	5	4.4	9.4	2.8	50	A 2	ICC SHARKS	1	2017/18
5	TONKIN Braedon	19.1	1	81	5	16.2	23.0	4.2	50	A 2	GLENELG ANA	13	2017/18
6	WILLIAMS Rowan	8	2	9	4	2.3	12.0	1.1	44	A 2	MITCHELL PARK	14	2017/18
7	GULATI Sandeep	9.1	3	12	4	3.0	13.8	1.3	40	D 8	PORT NOARLUNGA	4	2017/18
8	CLYDESDALE Matt	4.2	0	18	4	4.5	6.5	4.2	40	C 6	MITCHELL PARK	1	2017/18
9	GREEN Anthony	6	1	20	4	5.0	9.0	3.3	57	B 4	SHEIDOW PARK	13	2017/18
10	MARSHALL Ashley	11.4	2	27	4	6.8	17.5	2.3	40	B 4	SOUTH ROAD	7	2017/18
11	SCOTT Ron	15	3	27	4	6.8	22.5	1.8	44	C 6	PLYMPTON FOOTB	7	2017/18
12	MARSHALL Ashley	7	0	31	4	7.8	10.5	4.4	44	B 4	KENILWORTH	9	2017/18
13	MARSHALL Ashley	8	2	31	4	7.8	12.0	3.9	40	B 4	SOUTH ROAD	14	2017/18
14	BRUSNAHAN Dale	15	1	52	4	13.0	22.5	3.5	40	B 4	SOUTH ROAD	7	2017/18
15	BRYSON Brett	8	0	55	4	13.8	12.0	6.9	40	C 6	WESTERN YOUTH	3	2017/18
16	PANSINI Angelo	8	3	9	3	3.0	16.0	1.1	38	C 6	PLYMPTON FOOTB	14	2017/18
17	BROWNE Noel	8	3	12	3	4.0	16.0	1.5	30	D 8	PORT NOARLUNGA	4	2017/18
18	WOODS Daniel	3	0	15	3	5.0	6.0	5.0	38	B 4	WESTERN YOUTH	1	2017/18
19	CRAIGIE Tyson	10.2	2	17	3	5.7	20.7	1.6	30	D 8	PORT NOARLUNGA	4	2017/18
20	MONAGHAN Scott	11.5	4	17	3	5.7	23.7	1.4	33	A 2	HAPPY VALLEY	5	2017/18
21	CONROY Jason	5	1	17	3	5.7	10.0	3.4	33	B 4	KENILWORTH	9	2017/18
22	CONROY Jason	4	1	17	3	5.7	8.0	4.3	38	B 4	WESTERN YOUTH	12	2017/18

2017/18 MOST ECONOMICAL BOWLING INNINGS OF 13 OR MORE OVERS

Rank	Player Name	Over	Mdn	Runs	Wkts	Runs per Over	Grade & Div	Opposition	Rnd	Year
1	WILLIAMS Rowan	17	7	13	1	0.76	A 2	COROMANDEL	3	2017/18
2	WILLIAMS Rowan	20	5	23	2	1.15	A 2	HAPPY VALLEY	5	2017/18
3	SCOTT Ron	15	3	27	4	1.80	C 6	PLYMPTON FOOTB	7	2017/18
4	WILLIAMS Rowan	19	8	40	1	2.11	A 2	GLENELG ANA	13	2017/18
5	BURROWS Mark	15	4	36	3	2.40	A 2	MITCHELL PARK	7	2017/18

2017/18 MOST ECONOMICAL BOWLING INNINGS OF 8 TO 12 OVERS

Rank	Player Name	Over	Mdn	Runs	Wkts	Runs per Over	Grade & Div	Opposition	Rnd	Year
1	STUART Dave	8	3	8	2	1.00	C 6	SOUTH ROAD	2	2017/18
2	GULATI Sandeep	12	6	13	0	1.08	C 6	COVE	5	2017/18
3	WILLIAMS Rowan	8	3	9	0	1.13	A 2	GLENELG ANA	6	2017/18
4	MASON Steve	8	4	9	5	1.13	B 4	SHEIDOW PARK	6	2017/18
5	WILLIAMS Rowan	8	2	9	4	1.13	A 2	MITCHELL PARK	14	2017/18
6	PANSINI Angelo	8	3	9	3	1.13	C 6	PLYMPTON FOOTB	14	2017/18

2017/18 MOST RUNS OFF A SINGLE OVER

Rank	Player Name	Runs Off Over	Over number	Grade & Div	Opposition	Rnd	Year
1	BURROWS Mark	22	1	A 2	COROMANDEL	3	2017/18
2	MASON Steve	20	3	D 8	COROMANDEL	1	2017/18
3	SPANTON Troy	20	3	B 4	KENILWORTH	4	2017/18
4	SMITH John	19	1	B 4	SOUTH ROAD	14	2017/18
5	CRAIGIE Tyson	19	2	C 6	KESWICK	13	2017/18

2017/18 HIGHEST PERCENT OF HORRIBLE OVERS - 10 RUNS OR MORE (MIN.20 OVERS)

Rank	Player Name	Gam	Overs Bowled	Overs Conceding 20+	15-19	10-14	Tot 10+ Overs	% of 10+ Overs	Runs per Over
1	CROUCH Jack	8	28	-	-	5	5	17.86	5.14
2	CRAIGIE Tyson	13	26.2	-	2	2	4	15.19	4.56
3	CONROY Jason	14	55.5	-	2	6	8	14.33	4.42
4	CORNELISSEN Jack	12	71	-	1	9	10	14.08	4.75

SECTION II

WARRADALE CRICKET CLUB

CLUB & TEAM RECORDS

1979/80 TO 2017/18

2-1 to 2-34	Section 2 Contents
2-2	Win-loss records, team positions, team scoring records, win/loss sequences
2-7	History of Grounds and Clubrooms
2-8	Club Executive Officials, Committee Members & Captains
2-11	Trophy Winners – Captain's Trophies, Batting/Bowling Trophies, Club Trophies, Association awards
2-18	Adelaide and Suburban Cricket Association – Premiership Winners since 1899/1900
2-20	Warradale Premiership Teams, Premiership players
2-23	Best Team Player of Season
2-24	Cricketer of the Year – points system, winners & runners-up, most top 10's, yearly rankings
2-28	Life Member Achievements & Selection Policy
2-31	Warradale and Australian Test Cricketers Player Numbers

WARRADALE WIN-LOSS RECORDS

A GRADE										
Season	Div.	Gam	W.O.	W.I.	L.I.	L.O.	D	Tie	Pts	Pos
1979/80	6	12	5*	6	1	—	—	—	91	2 nd
1980/81	5	12	2	7	1	1*	1	—	75	2 nd
<u>1981/82</u>	<u>4</u>	<u>11</u>	<u>4</u>	<u>5</u>	<u>2</u>	—	—	—	<u>80</u>	<u>1st</u>
<u>1982/83</u>	<u>3</u>	<u>11</u>	<u>2</u>	<u>6</u>	<u>3</u>	—	—	—	<u>63</u>	<u>1st</u>
1983/84	2	11	1	8	2	—	—	—	62	2 nd
<u>1984/85</u>	<u>2</u>	<u>13</u>	—	<u>10</u>	<u>3</u>	—	—	—	<u>51</u>	<u>1st</u>
1985/86	1	11	—	5	5	—	1	—	37	6 th
1986/87	1	12	—	7	4	—	—	1	48	4 th
1987/88	1	11	—	5	6	—	—	—	36	6 th
1988/89	1	11	—	5	6	—	—	—	36	7 th
<u>1989/90</u>	<u>1</u>	<u>12</u>	<u>1</u>	<u>8</u>	<u>3</u>	—	—	—	<u>62</u>	<u>3rd</u>
<u>1990/91</u>	<u>1</u>	<u>13</u>	—	<u>10</u>	<u>2</u>	—	<u>1</u>	—	<u>52</u>	<u>1st</u>
<u>1991/92</u>	<u>1</u>	<u>13</u>	—	<u>12</u>	—	—	<u>1</u>	—	<u>62</u>	<u>1st</u>
<u>1992/93</u>	<u>1</u>	<u>12</u>	—	<u>8</u>	<u>3</u>	—	<u>1</u>	—	<u>42</u>	<u>1st</u>
<u>1993/94</u>	<u>1</u>	<u>13</u>	<u>1</u>	<u>7</u>	<u>5</u>	—	—	—	<u>47</u>	<u>1st</u>
1994/95	1	13	—	9	2	—	2	—	55	2 nd
1995/96	1	13	—	9	3	—	—	1	53	2 nd
<u>1996/97</u>	<u>1</u>	<u>13</u>	<u>1</u>	<u>10</u>	<u>2</u>	—	—	—	<u>67</u>	<u>2nd</u>
1997/98	1	12	2	6	4	—	—	—	63	4 th
1998/99	1	11	—	3	8	—	—	—	26	11 th
1999/00	1	11	—	7	4	—	—	—	46	6 th
2000/01	1	11	—	6	5	—	—	—	41	7 th
2001/02	1	11	—	3	7	—	1	—	28	10 th
2002/03	1	11	1	3	7	—	—	—	36	7 th
2003/04	1	11	—	4	5	1	—	1	32	9 th
2004/05	1	11	1*	4	6	—	—	—	36	8 th
2005/06	1	11	—	1	7	2	1	—	16	12 th
2006/07	1	11	—	2	8	1	—	—	20	12 th
2007/08	2	12	1	6	4	—	1	—	51	3 rd
2008/09	2	12	1	5	5	—	1	—	48	4 th
<u>2009/10</u>	<u>2</u>	<u>13</u>	<u>1</u>	<u>8</u>	<u>2</u>	—	<u>2</u>	—	<u>58</u>	<u>1st</u>
2010/11	2	12	—	7	4	—	1	—	46	4 th
2011/12	2	11	—	3	8	—	—	—	26	9 th
2012/13	2	11	—	2	9	—	—	—	21	8 th
2013/14	2	12	—	6	5	—	1	—	43	4 th
2014/15	2	12	—	8	3	—	1	—	53	3 rd
2015/16	2	11	1	4	4	1	1	—	42	7 th
<u>2016/17</u>	<u>3</u>	<u>16</u>	<u>1</u>	<u>11</u>	<u>3</u>	—	<u>1</u>	—	<u>71</u>	<u>1st</u>
2017/18	2	14	1*	5	7	—	1	—	46	5 th
Total		464	27	241	168	6	19	3		
Div.1		258	7	134	106		8	3		
Finals		28	—	16	9	—	3	—		

B GRADE										
Season	Div	Gam	W.O.	W.I.	L.I.	L.O.	D	Tie	Pts	Pos
1980/81	7	12	3*	6	2	—	1	—	70	2 nd
<u>1981/82</u>	<u>6</u>	<u>11</u>	<u>5</u>	<u>3</u>	<u>2</u>	<u>1*</u>	—	—	<u>86</u>	<u>1st</u>
<u>1982/83</u>	<u>5</u>	<u>11</u>	<u>3</u>	<u>5</u>	<u>2</u>	<u>1*</u>	—	—	<u>74</u>	<u>1st</u>
<u>1983/84</u>	<u>4</u>	<u>11</u>	<u>2</u>	<u>8</u>	<u>1</u>	—	—	—	<u>73</u>	<u>1st</u>
1984/85	3	12	1	8	2	—	—	1	64	3 rd
<u>1985/86</u>	<u>3</u>	<u>13</u>	—	<u>11</u>	<u>1</u>	—	<u>1</u>	—	<u>57</u>	<u>1st</u>
1986/87	2	11	—	5	6	—	—	—	36	5 th
1987/88	2	11	—	3	6	2	—	—	24	11 th
1988/89	2	11	—	3	8	—	—	—	26	10 th
1989/90	3	11	—	6	5	—	—	—	41	5 th
1990/91	3	12	1	6	5	—	—	—	52	3 rd
1991/92	2	11	1	5	4	—	1	—	47	3 rd
1992/93	2	13	—	9	4	—	—	—	51	2 nd
1993/94	2	11	—	3	8	—	—	—	26	7 th
1994/95	2	11	—	2	8	—	1	—	23	9 th
1995/96	3	12	1	6	5	—	—	—	52	4 th
1996/97	2	11	2*	4	5	—	—	—	47	5 th
1997/98	2	11	—	7	4	—	—	—	46	5 th
1998/99	2	12	—	8	4	—	—	—	51	3 rd
1999/00	2	13	—	9	4	—	—	—	51	2 nd
2000/01	2	11	—	2	9	—	—	—	21	12 th
<u>2001/02</u>	<u>3</u>	<u>13</u>	<u>2</u>	<u>8</u>	<u>2</u>	—	<u>1</u>	—	<u>63</u>	<u>1st</u>
<u>2002/03</u>	<u>2</u>	<u>13</u>	<u>1</u>	<u>10</u>	<u>2</u>	—	—	—	<u>61</u>	<u>1st</u>
2003/04	2	11	—	2	9	—	—	—	21	9 th
2004/05	2	11	—	2	9	—	—	—	21	12 th
2005/06	3	11	1*	1	8	—	1	—	23	11 th
2006/07	4	10	—	5	4	1	—	—	40	8 th
2007/08	4	12	—	6	4	—	1	1	43	4 th
2008/09	3	11	—	3	6	1	1	—	27	11 th
2009/10	3	11	—	3	8	—	—	—	26	11 th
2010/11	3	11	—	3	8	—	—	—	26	9 th
2011/12	3	11	1	1	8	—	1	—	28	9 th
2012/13	4	11	—	5	5	1	—	—	35	8 th
2013/14	4	11	—	4	5	—	2	—	35	7 th
<u>2014/15</u>	<u>4</u>	<u>12</u>	<u>1</u>	<u>7</u>	<u>3</u>	—	<u>1</u>	—	<u>58</u>	<u>3rd</u>
<u>2015/16</u>	<u>4</u>	<u>13</u>	<u>1</u>	<u>7</u>	<u>4</u>	—	<u>1</u>	—	<u>53</u>	<u>2nd</u>
<u>2016/17</u>	<u>5</u>	<u>16</u>	<u>1</u>	<u>9</u>	<u>4</u>	—	<u>2</u>	—	<u>63</u>	<u>1st</u>
2017/18	4	14	—	5	6	2	1	—	39	7 th
Total		444	27	200	190	9	16	2		
Finals		21	—	11	9	—	1	—		

Note: Underlined seasons indicate minor premiers**A Grade notes**

- * won 3 games outright after losing on 1st innings
- * lost 1 game outright after winning on 1st innings
- Were undefeated premiers in 1991/1992
- Have won 9 premierships in 39 seasons (23% success)
- Have been minor premiers on 8 occasions (underlined)
- Finished in the top four 23 times (59% success)

B Grade notes

- * won 3 games outright after a loss on 1st innings
- * lost 2 games outright after winning on 1st innings
- Won 7 premierships in 38 seasons (18% success)
- Have been minor premiers on 6 occasions
- Finished in the top four 18 times (47% success)

C Grade notes

- * won 2 games outright after losing on 1st innings
- Were undefeated in the minor round in 1991/92
- Have won 2 premierships in 29 seasons (7% success)
- Finished in top four 11 times (38% success)

D Grade notes

- * lost 1 game outright after winning on 1st innings
- Won 2 premierships in 18 seasons (11% success)
- Have been minor premiers on 1 occasion
- Finished in the top four 6 times (33% success)
- # In 2017/18 D grade forfeited 5 matches (Warradale's first in any grade) before team was disbanded

WARRADALE WIN-LOSS RECORDS

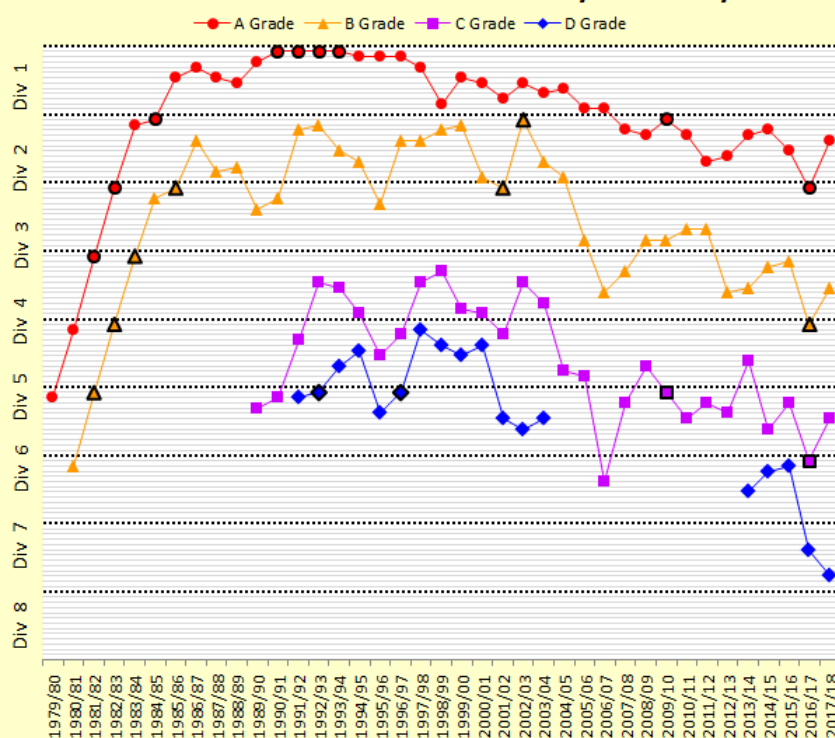
C GRADE										
Season	Div	Gam	W.O.	W.I.	L.I.	L.O.	D	Tie	Pts	Pos
1989/90	6	12	1	7	3	1	—	—	57	4 th
1990/91	6	13	—	9	3	—	1	—	52	2 nd
1991/92*	5	11	1	8	1	—	1	—	62	4 th
1992/93	4	11	—	7	4	—	—	—	46	6 th
1993/94	4	11	—	6	5	—	—	—	41	7 th
1994/95	4	11	1*	1	9	—	—	—	21	12 th
1995/96	5	11	1*	5	5	—	—	—	41	7 th
1996/97	5	12	3	7	2	—	—	—	79	3 rd
1997/98	4	11	—	7	4	—	—	—	46	6 th
1998/99	4	12	2	4	4	1	1	—	52	4 th
1999/00	4	11	—	3	6	2	—	—	24	11 th
2000/01	4	11	—	1	9	1	—	—	15	12 th
2001/02	5	12	1	9	2	—	—	—	66	3 rd
2002/03	4	11	1	3	7	—	—	—	36	6 th
2003/04	4	11	—	2	9	—	—	—	21	10 th
2004/05	5	11	—	3	8	—	—	—	26	10 th
2005/06	5	11	—	1	9	—	1	—	18	11 th
2006/07	7	11	1	7	3	—	—	—	56	5 th
2007/08	6	12	—	9	2	—	1	—	56	3 rd
2008/09	5	11	—	3	5	2	1	—	26	9 th
2009/10	6	13	1	7	4	—	1	—	51	1 st
2010/11	6	11	1	4	6	—	—	—	41	6 th
2011/12	6	12	1	6	5	—	—	—	51	3 rd
2012/13	6	11	—	7	4	—	—	—	46	5 th
2013/14	5	11	—	2	8	—	1	—	23	8 th
2014/15	6	10	—	3	5	—	2	—	35	8 th
2015/16	6	11	1	5	4	—	1	—	53	3 rd
2016/17	7	16	2	8	4	—	2	—	68	1 st
2017/18	6	14	—	6	7	—	1	—	46	6 th
Total		336	18	150	147	7	14	—		
Finals		14	—	4	7	—	3	—		

D GRADE										
Season	Div	Gam	W.O.	W.I.	L.I.	L.O.	D	Tie	Pts	Pos
1991/92	6	12	1	6	5	—	—	—	51	2 nd
1992/93	6	12	—	10	2	—	—	—	50	1 st
1993/94	5	10	—	3	6	—	—	1	27	9 th
1994/95	5	11	—	6	5	—	—	—	41	6 th
1995/96	6	11	—	7	4	—	—	—	46	5 th
1996/97	6	13	1	9	2	—	—	1	59	1 st
1997/98	5	13	1	6	5	1	—	—	47	2 nd
1998/99	5	11	—	7	4	—	—	—	46	5 th
1999/00	5	11	—	5	5	—	—	1	38	7 th
2000/01	5	11	1	6	3	1*	—	—	57	5 th
2001/02	6	11	—	5	5	—	1	—	38	6 th
2002/03	6	11	—	5	5	1	—	—	35	8 th
2003/04	6	11	—	5	5	1	—	—	35	6 th
2013/14	7	11	—	3	6	—	2	—	30	7 th
2014/15	7	10	—	4	4	—	2	—	45	3 rd
2015/16	7	12	4	6	2	—	—	—	81	2 nd
2016/17	8	14	—	8	5	—	1	—	56	5 th
2017/18	8	8 [#]	—	1	7	—	—	—	8	10 th
Total		203	8	102	80	4	6	3		
Finals		11	—	7	3	1	—	—		

NO. OF TEAMS IN FINALS IN SAME SEASON

TEAMS	Top 4	Top 2	PREMIERS
4 teams	1	-	-
3 teams	7	2	1
2 teams	11	9	4
1 team	11	10	9
SEASONS	30	21	14

Warradale Ladder Positions 1979/80 - 2017/18



LADDER POSITION SUMMARY

	A	B	C	D	Total
1st	9	7	2	2	20
2nd	6	4	1	3	14
3rd	3	5	5	1	14
4th	5	2	3	—	10
5th	1	4	2	4	11
6th	3	—	5	3	11
7th	4	3	2	2	11
8th	2	2	2	1	7
9 th	2	4	1	1	8
10 th	1	1	2	1	5
11 th	1	4	2	—	7
12 th	2	2	2	—	6
TOTAL	39	38	29	18	124

WARRADALE WIN/LOSS RECORDS

WARRADALE WIN/LOSS RECORDS

	All Matches					when Batting FIRST					when Batting SECOND				
	Plyd	Won (%)	Lost (%)	DrwTie		Plyd	Won (%)	Lost (%)	DrwTie		Plyd	Won (%)	Lost (%)	DrwTie	
ALL Matches	1447	773 (53%)	611 (42%)	55	8	782	404 (52%)	353 (45%)	21	4	634	356 (56%)	253 (40%)	21	4
A Grade	464	268 (58%)	174 (38%)	19	3	250	143 (57%)	99 (40%)	7	1	211	125 (59%)	75 (36%)	9	2
B Grade	444	227 (51%)	199 (45%)	16	2	238	110 (46%)	120 (50%)	7	1	199	114 (57%)	79 (40%)	5	1
C Grade	336	168 (50%)	154 (46%)	14		180	88 (49%)	86 (48%)	6		146	73 (50%)	68 (47%)	5	
D Grade	203	110 (54%)	84 (41%)	6	3	114	63 (55%)	48 (42%)	1	2	78	44 (56%)	31 (40%)	2	1
Division 1	258	141 (55%)	106 (41%)	8	3	140	78 (56%)	58 (41%)	3	1	118	63 (53%)	48 (41%)	5	2
Division 2	316	156 (49%)	149 (47%)	11		174	83 (48%)	87 (50%)	4		140	73 (52%)	62 (44%)	5	
Division 3	155	83 (54%)	65 (42%)	6	1	85	43 (51%)	39 (46%)	3		66	38 (58%)	26 (39%)	1	1
Division 4	205	98 (48%)	99 (48%)	7	1	115	52 (45%)	59 (51%)	3	1	87	45 (52%)	40 (46%)	2	
Division 5	196	106 (54%)	81 (41%)	7	2	103	55 (53%)	44 (43%)	3	1	90	50 (56%)	37 (41%)	2	1
Division 6	223	136 (61%)	78 (35%)	8	1	124	70 (56%)	50 (40%)	3	1	93	62 (67%)	28 (30%)	3	
Division 7	72	44 (61%)	21 (29%)	7		33	20 (61%)	11 (33%)	2		33	20 (61%)	10 (30%)	3	
Division 8	22	9 (41%)	12 (55%)	1		8	3 (38%)	5 (62%)			7	5 (71%)	2 (29%)		

WARRADALE WIN/LOSS RECORDS AT EACH GROUND

	Total Won-Lost (%)	A Grade Won-Lost (%)	B Grade Won-Lost (%)	C Grade Won-Lost (%)	D Grade Won-Lost (%)	Division 1 Won-Lost (%)
ALL Grounds	773-611 (53%)	268-174 (58%)	227-199 (51%)	168-154 (50%)	110-84 (54%)	141-106 (55%)
AWAY Ground	370-328 (51%)	131-91 (56%)	109-106 (48%)	84-82 (49%)	46-49 (46%)	67-58 (51%)
Brighton High	126-124 (48%)	47-49 (47%)	48-53 (45%)	14-13 (45%)	17-9 (59%)	31-34 (47%)
Mawson/Marymount	125-85 (57%)	33-14 (63%)	26-14 (62%)	40-43 (47%)	26-14 (63%)	12-2 (86%)
Camden Primary	54-41 (56%)	6-5 (50%)	6-11 (35%)	25-14 (62%)	17-11 (61%)	6-5 (50%)
Warradale Primary	58-13 (79%)	29-10 (71%)	29-3 (91%)	0-0	0-0	3-2 (50%)
Plympton High 1	28-10 (70%)	18-2 (86%)	8-7 (50%)	1-1 (50%)	1-0 (100%)	18-2 (86%)
Denham Reserve	5-8 (38%)	4-3 (57%)	1-5 (17%)	0-0	0-0	4-3 (57%)
Plympton High 2	7-2 (78%)	0-0	0-0	4-1 (80%)	3-1 (75%)	0-0

WARRADALE WIN/LOSS RECORDS VERSUS EACH CLUB

	Total Won-Lost	A Grade Won-Lost	A Grade Last 8	B Grade Won-Lost	B Grade Last 8	C Grade Won-Lost	C Grade Last 8	D Grade Won-Lost	D Grade Last 8	Division 1 Won-Lost	Division 1 Last 8
ALL Clubs	773-611	268-174	WDWLLLLW	227-199	WDWLLLLW	168-154	LDWLWLLW	110-84	LLLWLLLL	141-106	LLLLWLLL
PLYMPTON FOOTBALL	46-52	11-17	LLLLWL	10-18	WLLWLL	15-12	DWLWDWLW	10-5	WNLWLLW	10-14	LLLWLLLL
MITCHELL PARK	61-35	23-7	WLWWLW	18-11	LWLWWLW	12-9	WWLLWWL	8-8	LWLDLWLW	14-6	WWLLWWLW
KESWICK	46-43	20-15	DWLWDWLW	13-13	LLLLWDWL	8-14	LLWWLWLL	5-1	WNLWWL	10-11	LWLLWLLL
NORTH HAVEN	34-44	9-5	LLWDWWDW	8-20	LLWLLWLD	9-8	LWLLWLLW	8-11	LLWWLWDL	3-1	WNLWL
SOUTH ROAD	55-25	25-10	WLLWWWW	16-4	WDWLWWW	8-4	LLWWLWW	6-7	LWLLWLL	15-6	LLWWLW
COROMANDEL	45-33	16-16	WDWLWDL	14-9	WLLWLLW	7-6	WLLWWLW	8-2	WLLWWDWL	12-13	WLLWLL
COROMANDEL RAMBLER	41-29	17-15	LLWWLW	8-5	WNLWLLW	9-6	WNLWWLW	7-3	WNLWWLW	9-13	LWNLWWL
ICC SHARKS	23-41	9-15	LLLWLLW	5-8	LWLWLLW	9-16	LLWLLW	0-2	TLL	4-5	WNLWLL
SHEADOW PARK	35-31	9-6	LLLWWWW	11-11	WLLWWLW	10-10	WNLWLLW	5-4	LWLLWLLW	2-0	WW
KENILWORTH	40-24	11-5	WLWWLW	14-7	LWLWWLW	8-6	LLWLLW	7-6	WLLWLL	4-1	LWNLW
MORPHETTVILLE PARK	25-28	16-9	WWWLWLL	3-9	LLLLLW	4-5	LDWLLW	2-5	WLWLL	7-4	WNLWLLW
HECTORVILLE	27-22	13-7	WNLWLLW	9-5	WNLWWWW	2-7	LLLLLW	3-3	LWTLW	11-7	WNLWLL
WESTMINSTER O.S.	26-18	9-8	WNLWLLW	9-4	WNLWLLW	5-4	WLWLDWL	3-2	LWNLW	8-5	WNLWLL
WESTERN YOUTH CENT	17-24	4-10	LWLLWLLW	4-5	LLWLLW	5-6	LLWWLW	4-3	WNLWLLW	1-6	WLDLWLL
PANORAMA	18-14	5-4	TLWLLW	7-7	WLLWLLD	5-3	LWNLWLLW	1-0	W	5-4	TLWLLW
ST GEORGE	15-17	2-0	WW	6-9	WLLWLLW	4-5	LWLWLLW	3-3	LLWLLW	2-0	WW
SOUTHERN	13-14	2-0	WW	2-5	WDWLLW	6-5	WNLWLLW	3-4	WNLWLLW	0-0	
ADELAIDE CAVALIERS	16-7	3-0	WWW	9-2	WLWLLW	3-3	WLLWLLW	1-2	LWL	1-0	W
BELAIR	12-10	5-2	WWWLW	5-3	LDLWLLW	2-5	WLLWLL	0-0		0-0	
GLENELG ANA	11-9	8-7	LWLWLLW	3-2	WNLWLL	0-0		0-0		5-5	WNLWLLW
SOUTH PARK	16-4	0-0		7-1	WLWWWW	8-2	LWNLWWLW	1-1	LW	0-0	
ANZ BANK	15-4	11-2	WWWLW	2-1	WLW	1-1	WL	1-0	W	8-2	WWWLW
STATE BANK/BANK SA	10-8	3-0	WWW	3-7	LLWLWLLW	4-1	LWNLW	0-0		2-0	WW
MODBURY HEIGHTS	10-3	0-0		4-1	WNLW	3-0	WWW	3-2	WWWL	0-0	
NORWOOD UNION	7-6	1-1	LW	1-4	LWLL	1-0	W	4-1	LWNLW	1-0	W
ST MARKS/M.P.S.M.	7-6	1-1	WLD	2-4	LLWLLW	3-1	WNLW	1-0	W	1-1	WLD
SEAVIEW DOWNS	9-3	4-0	WWW	4-2	WWWL	1-1	WL	0-0		0-0	
WOODCROFT	6-6	0-0		0-2	LL	2-4	LLLWLLW	4-0	WWW	0-0	
MITSUBISHI	2-5	0-1	L	1-0	W	0-2	LDL	1-2	WLL	0-0	
COVE	2-5	0-0		1-2	WLL	0-1	LD	1-2	LWL	0-0	
HAMILTON	6-2	2-1	LWW	2-1	WNL	0-0		2-0	WW	0-0	
PORT NOARLUNGA	3-2	0-1	L	0-0		2-1	WLDWD	1-0	W	0-0	
RIDGE PARK	5-1	0-0		0-0		3-0	WWW	2-1	LWW	0-0	
CLAPHAM	2-3	0-0		1-2	LWL	1-1	WDL	0-0		0-0	
MITCHAM	3-3	0-0		1-2	LLW	1-0	W	1-1	WL	0-0	
CIVIL AVIATION	4-2	3-0	WWW	1-2	WLL	0-0		0-0		1-0	W
CAMPB'TOWN/ANZ	5-1	2-1	LWW	1-0	W	1-0	W	1-0	W	2-1	LWW
MORPHETT VALE	1-4	0-2	LL	1-0	WD	0-1	L	0-1	L	0-0	
PARAFIELD GARDENS	3-1	3-1	WLWW	0-0		0-0		0-0		0-0	
CAMPBELLTOWN	2-2	1-2	WLL	1-0	W	0-0		0-0		0-0	
KARANA	2-2	2-1	WLW	0-1	L	0-0		0-0		0-0	
COWANDILLA	4-0	0-0		1-0	W	3-0	WWW	0-0		0-0	
Others	43-18	18-2		19-10		3-4		3-2		3-1	

WARRADALE SCORING RECORDS

ALL GRADES:	Batting: lost	12233 Wickets, for	261844 Runs made, off	73412 Overs (21.40 runs/wkt, 3.57 runs/over)
	Bowling: taken	12989 Wickets, for	250980 Runs conceded, in	73006 Overs (19.32 runs/wkt, 3.44 runs/over)
A GRADE:	Batting: lost	3864 Wickets, for	85997 Runs made, off	24679 Overs (22.26 runs/wkt, 3.48 runs/over)
	Bowling: taken	4335 Wickets, for	81217 Runs conceded, in	24928 Overs (18.74 runs/wkt, 3.26 runs/over)
B GRADE:	Batting: lost	3855 Wickets, for	78654 Runs made, off	22666 Overs (20.40 runs/wkt, 3.47 runs/over)
	Bowling: taken	3988 Wickets, for	76943 Runs conceded, in	22207 Overs (19.29 runs/wkt, 3.46 runs/over)
C GRADE:	Batting: lost	2836 Wickets, for	60250 Runs made, off	16387 Overs (21.24 runs/wkt, 3.68 runs/over)
	Bowling: taken	2879 Wickets, for	58745 Runs conceded, in	16350 Overs (20.40 runs/wkt, 3.59 runs/over)
D GRADE:	Batting: lost	1678 Wickets, for	36943 Runs made, off	9681 Overs (22.02 runs/wkt, 3.82 runs/over)
	Bowling: taken	1787 Wickets, for	34075 Runs conceded, in	9522 Overs (19.07 runs/wkt, 3.58 runs/over)

HIGHEST WARRADALE TEAM SCORES

A GRADE:	5-379	in	75.0 overs	v. KENILWORTH	WON 1st	at AWAY Ground	div 1 R11	1994/95
	6-372	in	60.0 overs	v. ANZ BANK	WON 1st	at AWAY Ground	div 1 R10	1990/91
	8-371	in	76.0 overs	v. SHEIDOW PARK	WON 1st	at AWAY Ground	div 1 R10	1995/96
	10-349	in	59.3 overs	v. KESWICK	WON 1st	at AWAY Ground	div 3 R13	2016/17
B GRADE:	9-375	in	60.0 overs	v. WESTERN YOUTH	WON 1st	at AWAY Ground	div 4 R11	2007/08
	10-363	in	71.2 overs	v. SHEIDOW PARK	LOST 1st	at AWAY Ground	div 2 R6	1994/95
	10-353	in	52.5 overs	v. WESTERN YOUTH	WON Outr	at AWAY Ground	div 4 R2	2014/15
	8-340	in	59.5 overs	v. NORTH HAVEN	WON 1st	at Mawson/Marymou	div 5 R5	2016/17
C GRADE:	8-423	in	60.0 overs	v. WOODCROFT	WON 1st	at AWAY Ground	div 6 R7	2007/08
	7-420	in	60.0 overs	v. PORT NOARLUNGA	WON 1st	at AWAY Ground	div 6 R2	2014/15
	7-343	in	61.0 overs	v. KENILWORTH	WON 1st	at Camden Primary	div 6 R11	1990/91
	8-330	in	58.0 overs	v. SHEIDOW PARK	WON 1st	at AWAY Ground	div 5 R3	1991/92
D GRADE:	3-372	in	60.0 overs	v. PLYMPTON FOOTB	WON 1st	at AWAY Ground	div 5 R11	2000/01
	10-366	in	59.4 overs	v. KESWICK	WON 1st	at AWAY Ground	div 6 R9	1992/93
	6-353	in	59.1 overs	v. KENILWORTH	WON 1st	at AWAY Ground	div 6 R4	1991/92
	7-351	in	60.0 overs	v. WOODCROFT	WON 1st	at Brighton High	div 7 S/F	2015/16

LOWEST WARRADALE TEAM SCORES

A GRADE:	10- 24	in	25.5 overs	v. MORPHETTVILLE	LOST Out	at Brighton High	div 1 R10	2005/06
	10- 48	in	23.1 overs	v. PARAFIELD GARD	WON Outr	at Warradale Prim	div 6 R1	1979/80
	10- 51	in	21.2 overs	v. WESTERN YOUTH	LOST 1st	at Brighton High	div 1 R9	2004/05
	10- 55	in	29.1 overs	v. MITCHELL PARK	LOST 1st	at Brighton High	div 1 R5	2005/06
B GRADE:	10- 35	in	25.3 overs	v. MORPHETTVILLE	LOST Out	at Brighton High	div 3 R2	2008/09
	10- 42	in	26.5 overs	v. COROMANDEL	LOST 1st	at AWAY Ground	div 4 R10	2017/18
	9A- 47	in	24.2 overs	v. PLYMPTON FOOTB	WON Outr	at Warradale Prim	div 7 R4	1980/81
	10- 56	in	31.2 overs	v. MITCHELL PARK	LOST 1st	at AWAY Ground	div 3 R5	2005/06
C GRADE:	8A- 29	in	23.5 overs	v. WESTMINSTER O.	LOST Out	at Mawson/Marymou	div 4 R2	1998/99
	10- 29	in	22.2 overs	v. CLAPHAM	LOST Out	at AWAY Ground	div 5 R4	2008/09
	7A- 51	in	22.0 overs	v. ST GEORGE	LOST Out	at Mawson/Marymou	div 4 R9	1999/00
	8A- 51	in	32.0 overs	v. ST GEORGE	LOST Out	at Mawson/Marymou	div 4 R9	1999/00
D GRADE:	9A- 58	in	21.3 overs	v. SOUTH ROAD	LOST 1st	at AWAY Ground	div 6 R10	1995/96
	10- 60	in	28.0 overs	v. SOUTHERN	LOST 1st	at AWAY Ground	div 5 R4	1999/00
	10- 63	in	23.1 overs	v. ADELAIDE CAVAL	LOST Out	at AWAY Ground	div 6 R6	2003/04
	10- 64	in	25.0 overs	v. ADELAIDE CAVAL	LOST Out	at AWAY Ground	div 6 R6	2003/04

HIGHEST OPPOSITION TEAM SCORES

A GRADE:	8-376	in	60.0 overs	by NORTH HAVEN	DRAW	at AWAY Ground	div 2 S/F	2010/11
	8-372	in	60.0 overs	by SHEIDOW PARK	LOST 1st	at AWAY Ground	div 2 R2	2012/13
	9-368	in	75.0 overs	by PLYMPTON FOOTB	LOST 1st	at AWAY Ground	div 1 R8	2001/02
B GRADE:	8-510	in	70.5 overs	by ROSEWATER	LOST 1st	at Camden Primary	div 2 R5	1987/88
	6-407	in	60.0 overs	by COROMANDEL RAM	LOST 1st	at AWAY Ground	div 2 R7	2003/04
	6-398	in	75.0 overs	by SHEIDOW PARK	LOST 1st	at AWAY Ground	div 2 R6	1994/95
C GRADE:	2d-385	in	39.0 overs	by WOODCROFT	LOST Out	at AWAY Ground	div 5 R5	2008/09
	8-376	in	60.0 overs	by PLYMPTON FOOTB	LOST 1st	at Camden Primary	div 4 R4	1993/94
	6-357	in	60.0 overs	by COROMANDEL	LOST 1st	at Camden Primary	div 4 R9	1992/93
D GRADE:	6-429	in	61.0 overs	by SHEIDOW PARK	LOST 1st	at AWAY Ground	div 6 R8	2002/03
	6-378	in	60.0 overs	by RIDGE PARK	LOST 1st	at Camden Primary	div 5 R4	1994/95
	6-348	in	60.0 overs	by MITSUBISHI	LOST 1st	at Camden Primary	div 5 R11	1993/94

LOWEST OPPOSITION TEAM SCORES

Div.1:	10- 57	in	23.3 overs	by COROMANDEL RAM	WON Outr	at AWAY GROUND	div 1 R1	2002/03
A GRADE:	9A- 35	in	21.5 overs	by COROMANDEL RAM	WON Outr	at Warradale Prim	div 2 R9	1983/84
	7A- 35	in	23.4 overs	by S.A. MACCABI	WON Outr	at Warradale Prim	div 6 R12	1979/80
	8A- 39	in	16.1 overs	by ICC SHARKS	WON 1st	at AWAY Ground	div 2 R4	2014/15
	9A- 40	in	26.5 overs	by HECTORVILLE	WON Outr	at AWAY Ground	div 6 R7	1979/80
B GRADE:	9A- 21	in	13.3 overs	by SOUTH ROAD	WON Outr	at Warradale Prim	div 5 R10	1982/83
	10- 22	in	12.4 overs	by ADELAIDE CAVAL	WON Outr	at Warradale Prim	div 4 R11	1983/84
	9A- 28	in	21.5 overs	by KENILWORTH	WON Outr	at Brighton High	div 3 R8	2001/02
	10- 32	in	17.4 overs	by SEAVIEW DOWNS	WON Outr	at Warradale Prim	div 7 R1	1980/81
C GRADE:	10- 29	in	22.3 overs	by SOUTHERN	WON Outr	at AWAY Ground	div 5 R1	2001/02
	10- 38	in	20.3 overs	by MITCHELL PARK	WON Outr	at Brighton High	div 7 R6	2016/17
	8A- 38	in	21.4 overs	by SOUTH ROAD	WON 1st	at AWAY Ground	div 4 R5	1999/00
	10- 39	in	25.2 overs	by SOUTHERN	WON Outr	at AWAY Ground	div 5 R1	2001/02
D GRADE:	9A- 25	in	11.3 overs	by COROMANDEL	WON Outr	at AWAY Ground	div 5 R2	1997/98
	10- 35	in	33.1 overs	by NORTH HAVEN	WON Outr	at Mawson/Marymou	div 5 R10	2000/01
	9A- 39	in	19.2 overs	by HAMILTON	WON Outr	at Brighton High	div 7 R2	2015/16
	10- 41	in	19.1 overs	by WOODCROFT	WON 1st	at AWAY Ground	div 7 R11	2014/15

WINNING & LOSING SEQUENCES

MOST SUCCESSIVE VICTORIES

A GRADE	15	R8, 90/91	to	R9, 91/92	Div. 1
	11	R8, 80/81	to	R6, 81/82	Div. 5/4
	10	R7, 79/80	to	R4, 80/81	Div. 6/5
	9	R2, 83/84	to	R10, 83/84	Div. 2
	8	R8, 93/94	to	R2, 94/95	Div. 1*
	8	R1, 96/97	to	R8, 96/97	Div. 1
	7	R10, 85/86	to	R5, 86/87	Div. 1
B GRADE	10	R1, 85/86	to	R10, 85/86	Div. 3
	9	R7, 83/84	to	R4, 84/85	Div. 4/3
	8	R2, 92/93	to	R9, 92/93	Div. 2
	8	R9, 82/83	to	R5, 83/84	Div. 5/4
	7	R1, 16/17	to	R7, 16/17	Div. 5
C GRADE	10	R1, 91/92	to	R11, 91/92	Div. 5
	8	R4, 96/97	to	R11, 96/97	Div. 5
	6	R1, 01/02	to	R6, 01/02	Div. 5
	6	R14, 16/17	to	R3, 17/18	Div. 7/6
D GRADE	7	R7, 96/97	to	GF, 96/97	Div. 6
	7	R1, 15/16	to	R7, 15/16	Div. 7

LONGEST UNDEFEATED SEQUENCE

A GRADE	20	R8, 90/91	to	R1, 92/93	Div. 1
	12	R7, 79/80	to	R6, 80/81	Div. 7/6
	11	R8, 93/94	to	R5, 94/95	Div. 1*
B GRADE	12	R7, 83/84	to	R7, 84/85	Div. 4/3
	10	R1, 80/81	to	R10, 80/81	Div. 7
C GRADE	10	R1, 91/92	to	R11, 91/92	Div. 5
	10	R9, 06/07	to	R7, 07/08	Div 7/6
	8	R4, 96/97	to	R11, 96/97	Div. 5
	8	R5, 16/17	to	R12, 16/17	Div. 7
D GRADE	7	R7, 96/97	to	GF, 96/97	Div. 6
	7	R1, 15/16	to	R7, 15/16	Div. 7

MOST SUCCESSIVE LOSSES

A GRADE	12	R7, 04/05	to	R7, 05/06	Div. 1
	6	R2, 06/07	to	R7, 06/07	Div. 1
	6	R9, 11/12	to	R3, 12/13	Div. 2
B GRADE	10	R9, 04/05	to	R7, 05/06	Div. 3
	10	R5, 87/88	to	R3, 88/89	Div. 2/3
	8	R9, 03/05	to	R5, 04/05	Div. 2
	9	R4, 94/95	to	R1, 95/96	Div. 2
	6	R2, 08/09	to	R7, 08/09	Div. 3
C GRADE	9	R3, 05/06	to	R11, 05/06	Div. 5
	9	R11, 03/04	to	R8, 04/05	Div. 5
	7	R1, 03/04	to	R7, 03/04	Div. 4
D GRADE	4	R6, 93/94	to	R9, 93/94	Div. 5
	4	R2, 13/14	to	R5, 13/14	Div. 7
	4	R5, 17/18	to	R8, 17/18	Div. 8

Notes:

The A Grade lost only 2 of its first thirty games from 1979/80 to 1981/82 including 10 outright wins.

The B Grade lost 1 of its first 14 games from 1980/81 to 81/82 and won 11 of its first 34 games outright.

An undefeated sequence includes one or more draws or ties on the first innings.

HISTORY OF GROUNDS

YEAR	A GRADE	B GRADE	C GRADE	D GRADE
1979/80	Warradale Primary School			
1980/81 → 1985/86	Warradale Primary School	Warradale Primary School		
1986/87 → 1987/88	Camden Primary School	Camden Primary School		
1988/89	Morphettville Park	Morphettville Park		
1989/90	Plympton High School	Camden Primary School	Plympton High School (2)	
1990/91	Plympton High School	Plympton High School	Camden Primary School	
1991/92	Plympton High School	Plympton High School	Camden Primary School	Plympton High School (2)
1992/93	Plympton High School	Plympton High School	Camden Primary School	Camden Primary School
1993/94 → 1994/95	Brighton High School	Brighton High School	Camden Primary School	Camden Primary School
1995/96 → 1996/97	Mawson High School	Mawson High School	Camden Primary School	Camden Primary School
1997/98 → 2003/04	Brighton High School	Brighton High School	Mawson High (Mawson Oval)	Mawson High (Mawson Oval)
2004/05 → 2012/13	Brighton High School	Brighton High School	Mawson Oval (Marymount)	
2013/14 → Current	Mawson Oval (Marymount)	Mawson Oval (Marymount)	Brighton High School	Brighton High School

NOTE: Mawson High School became Mawson Oval and then Marymount College in the 2000's

HISTORY OF CLUBROOMS

1979/80 – > 1986/87	Warradale Hotel
1987/88	Broadway Hotel
1988/89	Morphettville Park Clubrooms
1989/90 – > 1992/93	Plympton High School Old Scholars Football Club Clubrooms
1993/94	Warradale Park Tennis Club Clubrooms
1994/95	Brighton Lacrosse Club
1995/96 – > 1999/00	Brighton Rugby Union Club
2000/01 – > 2013/14	Brighton Lacrosse Club
2014/15 – > CURRENT	Marion RSL

NOTES ON GROUNDS & CLUBROOMS

- Warradale Primary School oval was used for the first 7 years until we were asked to leave as a result of too many sixes being hit into neighbouring houses, threatening windows, plants and people.
- Camden Primary School was used for 10 years and was terminated at the end of 1996/97 due to school rationalization.
 - initially by the A's and B's and later by the C's and D's.
 - from 1988/89 to 1990/91, Camden was hired out by us to another cricket club.
- In 1988/89, it was decided to look for a larger ground for the A's and B's, Camden being too small for the higher grades. Morphy Parks was negotiated when St. Marks Cricket Club went out of operation temporarily for just the one season.
- Plympton High School was used for 4 years until such time that the school exorbitantly raised the Oval fees without notice, going back on a previous arrangement. Rob Edwards had done a wonderful job in initially negotiating Plympton. Another factor in leaving Plympton was that the future of the Plympton HOS Football Club Clubrooms became very uncertain with consistent rumours of an amalgamation and sale of the land. The land has now been sold and built on.
- Brighton High School was negotiated for a reasonable fee for 1993/94 and 1994/95.
- Renovations to Brighton High School forced the club to move to Mawson High School, on a temporary basis in 1995/96 and 1996/97 and returned long-term in 1997/98.
- The Club, after a successful year with Brighton Rugby Club Clubrooms in 1995/96, remained until 1999/2000, and then returned to Brighton Lacrosse Club after 5 years.

John Smith

CLUB EXECUTIVE OFFICIALS

SEASON	PRESIDENT	VICE PRESIDENT	SECRETARY	TREASURER
1979/80	Ted Medwell		Andrew Hodge	Tom Burnett
1980/81	Ted Medwell		Trevor Parham	Tom Burnett
1981/82	Mike Sheehan		Trevor Parham	Sandra Sheehan
1982/83	Mike Sheehan		Trevor Parham	Sandra Sheehan
1983/84	Mike Sheehan		Trevor Parham	Sandra Sheehan
1984/85	Mike Sheehan		Trevor Parham	Sandra Sheehan
1985/86	Mike Sheehan		Trevor Parham	Sandra Sheehan
1986/87	Mike Sheehan		Trevor Parham	Sandra Sheehan
1987/88	Mike Sheehan		Trevor Parham	Sandra Sheehan
1988/89	Peter Coombe		Trevor Parham	Colleen Cram
1989/90	Peter Coombe	Rob Edwards	Trevor Parham	Joanne Burnett
1990/91	Peter Coombe	Bill Burnett	Trevor Parham	Joanne Burnett
1991/92	Peter Coombe	Sam Conroy	Trevor Parham	Peter Young
1992/93	Peter Coombe	Trevor Parham	Sam Conroy	Mick Gibbie
1993/94	Peter Coombe	Trevor Parham	Sam Conroy	Mick Gibbie
1994/95	Peter Coombe	Trevor Parham	Tom Burnett	Mick Gibbie
1995/96	Peter Coombe/Trevor Parham	Trevor Parham / John Gibbie	Tom Burnett	Mick Gibbie / Geoff Bell
1996/97	Trevor Parham	John Gibbie	Tom Burnett	Geoff Bell
1997/98	Trevor Parham	John Gibbie	Tom Burnett / Paul Fuller	Geoff Bell
1998/99	Trevor Parham	John Gibbie	Jill Hall	Geoff Bell
1999/00	Trevor Parham	John Gibbie	Jill Hall	Geoff Bell
2000/01	Trevor Parham	John Smith	Jill Hall	Geoff Bell
2001/02	Trevor Parham	Andrew Hodge / Peter Young	Jill Hall	Geoff Bell
2002/03	Dominic Gibbie	Andrew Hodge / Peter Young	Mick Lyne	Geoff Bell
2003/04	Dominic Gibbie	Peter Young	Ashley Marshall	Geoff Bell
2004/05	Dominic Gibbie	Scott Deniet	Ashley Marshall	Geoff Bell
2005/06	Scott Deniet	Phil Davidson	Kristian Schultz	Geoff Bell
2006/07	Scott Deniet	Andrew Tonkin	Vickie Deniet	Geoff Bell
2007/08	Scott Deniet	Andrew Tonkin	Tracy Tozer	Geoff Bell
2008/09	Andrew Tonkin	Phil Monahan	Tracy Tozer	Geoff Bell
2009/10	Andrew Tonkin	Phil Monahan	Tracy Tozer	Geoff Bell
2010/11	Phil Monahan	Dominic Gibbie	Tracy Tozer	Geoff Bell
2011/12	Phil Monahan	Jason Conroy	Tracy Tozer	Geoff Bell
2012/13	Phil Monahan		Jill Conroy	Geoff Bell
2013/14	Anthony Green	Phil Monahan	Jill Conroy	Geoff Bell
2014/15	Anthony Green	Jason Conroy	Jill Conroy	Geoff Bell
2015/16	Anthony Green	Phil Monahan	Tracy Tozer	Dominic Gibbie
2016/17	Anthony Green	Phil Monahan	Tracy Tozer	Dominic Gibbie
2017/18	Anthony Green	Andrew Tonkin	Tracy Tozer	Dominic Gibbie

CLUB COMMITTEE MEMBERS

SEASON	MANAGEMENT COMMITTEE	SOCIAL COMMITTEE	CHAIR OF SELECTORS
1982/83		T Barker (Chair), K Bailey, Lee Bailey, G Bell, Sam Conroy, A Hodge, Sandra Sheehan	
1983/84		G Bell (Chair), T Burnett, Sam Conroy, Anna Coombe, D Hodge, L Jennings, B Noble, T Patmore, Sandra Sheehan, Ann Smith	
1984/85	T Burnett, B Burnett, B Conroy, M Daly, A Hodge, B Noble	G Bell (Chair), T Barker, T Burnett, Sam Conroy, Colleen Cram, A Hodge, D Hodge, R Noble, P Steer, Sandra Sheehan, Ann Smith	
1985/86	B Burnett, B Conroy	G Bell (Chair), Sam Conroy, R Noble, Sandra Sheehan, Ann Smith	
1986/87	T Burnett, M Daly, A Hodge, J Williams, G Craigie, R Edwards, D Cram	G Bell (Chair), Colleen Cram, B Conroy, Sam Conroy, Deb Hodge, Liz Hutton, Jo Mazurke, R Noble, Sandra Sheehan, Ann Smith	
1987/88	A Hodge, J Williams, G Craigie, R Edwards	G Bell (Chair), Tom Burnett, B Conroy, Sam Conroy, Deb Hodge, R Noble, Sandra Sheehan, Ann Smith	
1988/89	T Burnett, B Burnett, J Williams, G Craigie, R Edwards, G Bell	Mary Williams (Chair), Jo Burnett, P Coombe, G Craigie, B Burnett, T Burnett, J Frankcom, Colleen Cram, Lorrelle Deane, Deb Hodge, P Hughes, T Medwell	
1989/90	G Craigie (Bar Manager), A Hodge, S Conroy, A Forster	B Burnett, T Burnett, B Conroy, D Hodge, A Wilkin	
1990/91	A Hodge, S Conroy, A Forster, P Young, J Hedger	B Burnett (Chair), G Bell, T Burnett, A Conley, J Conroy, G Craigie, D Mazurke	
1991/92	A Hodge, A Forster, J Hedger, G Bell, M Brown, G Craigie	D Mazurke (Chair), B Burnett, A Conley, G Craigie, D Gibbie, M Gibbie	
1992/93	G Bell, G Craigie, D Mazurke, T Barker	D Mazurke (Chair), G Bell, N Browne, B Burnett, T Burnett, A Conley	
1993/94	G Bell, A Conley, J Hall, A McDonald, J Smith	A Conley (Chair), N Browne, T Burnett, B Burnett, A Forster, W Holst	
1994/95	G Bell, G Craigie, A Conley, J Gibbie, J Smith	M Gibbie (Bar Manager), A Wilkin (Bar), D Gibbie (Bar)	
1995/96	B Burnett, G Bell, G Craigie, J Gibbie, J Smith	B Burnett (Chair)	
1996/97	G Craigie, P Davidson, R Edwards, J Smith	Bette Bradtke, J Gibbie, Gillian Pavey, P Thomson	
1997/98	R Edwards, D Gibbie, A Hodge, J Smith	Bette Bradtke, D Gibbie, P Thomson	R Edwards
1998/99	R Edwards, D Gibbie, A Hodge, J Smith	N Browne, A Conley, D Gibbie	R Edwards
1999/00	D Brown, R Edwards, D Gibbie, K Schultz, J Smith, M Williams	A Conley (Chair), J Beattie	R Edwards
2000/01	D Brown, J Conroy, D Gibbie, A Hodge, J Smith, R Edwards, C Huckstepp, A Wilkin, M Williams	K Schultz (Chair)	R Edwards
2001/02	D Brown, J Conroy, D Gibbie, A Hodge, J Smith, R Edwards, C Huckstepp, A Wilkin, M Williams	J Conroy (Chair)	R Edwards
2002/03	J Conroy, S Deniet, R Edwards, A Marshall, J Smith, Tatum Walding, A Wilkin	Tatum Walding (Chair)	R Edwards
2003/04	S Deniet, P Davidson, R Dey, R Edwards, J Smith, P Temby		D Brown
2004/05	A Conley, P Davidson, K Schultz, J Smith		D Brown
2005/06	G Craigie, P Marechal, A Marshall, Tracey Tozer, Tina Vincent		D Brown
2006/07	K Schultz, Tracey Tozer	K Schultz (Chair)	D Brown
2007/08	T Wembley, P Davidson, P Monahan, A Conley	A Conley (Chair)	D Brown
2008/09	T Wembley, A Conley, S Routledge	A Conley (Chair)	-
2009/10	P Davidson, B Harper	Vicki Deniet (Chair), K Schultz	-
2010/11	J Conroy	K Schultz, Vicki Deniet	D Brown
2011/12	D Gibbie, G Marks	G Marks (Chair), T Parham, A Marshall, K Schultz, Tina Vincent	D Brown
2012/13	K Schultz, A Conley, A Marshall	K Schultz, A Conley, A Marshall, T Parham	T Parham
2013/14	A Marshall	T Parham, J Conroy	T Parham
2014/15	A Marshall, Tracey Tozer, A Pansini, A Tonkin, J Smith	J Conroy	
2015/16	B Bryson, J Smith, A Pansini, M Gibbie	J Conroy, A Balym	M Gibbie
2016/17	A Pansini, B Bryson, A Tonkin, B Tonkin, S Deniet, J Conroy (Social)		A Tonkin
2017/18	A Pansini, B Bryson, P Monahan, B Tonkin, J Conroy (Social)		P Monahan

NOTES:

- No information on Management Committee members from 1979/80 to 1983/84
- Some information is missing on the Social Committee.

CAPTAINS AND VICE-CAPTAINS

SEASON	A GRADE	B GRADE	C GRADE	D GRADE
1979/80	TREVOR PARHAM Dave Hodge			
1980/81	TREVOR PARHAM Andrew Hodge	DAVE PATMORE George Manos		
1981/82	TREVOR PARHAM Tom Burnett	DAVE PATMORE George Manos		
1982/83	BILL BURNETT Tom Burnett	BRIAN CONROY Dave Patmore		
1983/84	BILL BURNETT Peter Coombe	BRIAN CONROY John Smith		
1984/85	BILL BURNETT Peter Coombe	BRIAN CONROY John Smith		
1985/86	BILL BURNETT Peter Coombe	BRIAN CONROY Mike Daly		
1986/87	JOHN WILLIAMS Peter Coombe	MIKE DALY Andrew Hodge		
1987/88	JOHN WILLIAMS Tony Forster	BRIAN CONROY Geoff BELL		
1988/89	JOHN WILLIAMS Tony Forster	ROB EDWARDS Grant Craigie		
1989/90	BILL BURNETT Tony Forster	ROB EDWARDS Grant Craigie	MIKE DALY John Smith	
1990/91	BILL BURNETT Tony Forster	ROB EDWARDS Peter Coombe	MIKE DALY Michael Brown	
1991/92	BILL BURNETT Tony Forster	ROB EDWARDS Trevor PARHAM	DANNY MAZURKE Dom Gibbie	BRIAN CONROY Don Cram
1992/93	BILL BURNETT Tony Forster	TREVOR PARHAM Grant Craigie	DANNY MAZURKE Dom Gibbie	BRIAN CONROY Don Cram
1993/94	BILL BURNETT Tony Forster	TREVOR PARHAM Darren Pearce	DOM GIBBIE John Smith	JOHN GIBBIE / BRIAN CONROY Cameron Dey
1994/95	ANDREW CONLEY Mick Gibbie	GRANT CRAIGIE Paul Fuller	DOM GIBBIE -	ANDREW HODGE John Gibbie
1995/96	ANDREW CONLEY Mick Gibbie	GRANT CRAIGIE Paul Fuller	JOHN SMITH Rob Edwards	ANDREW HODGE Geoff Bell
1996/97	ANDREW CONLEY Tony Forster	GRANT CRAIGIE Paul Fuller	JOHN SMITH Rob Edwards	ANDREW HODGE Geoff Bell
1997/98	ANDREW CONLEY Graham Harrison	ANTHONY WILKIN Richie DEY	JOHN SMITH David Brown	ANDREW HODGE Geoff Bell
1998/99	ANDREW CONLEY Graham Harrison	ANTHONY WILKIN Mick Gibbie	ANDREW HODGE David Brown	DOM GIBBIE Geoff Bell
1999/00	Dave BURTENSHAW Kristian Schultz	MICK GIBBIE Andrew Huxtable	ANDREW HODGE Peter Humphery	DAVE BROWN Andrew Brown
2000/01	Dave BURTENSHAW Kristian Schultz	GREG ALSOP Andrew Huxtable	JASON CONROY Dave Ray	DAVE BROWN Andrew Brown
2001/02	Dave BURTENSHAW Kristian Schultz	GREG ALSOP Andrew Huxtable	JASON CONROY Dom Gibbie	DAVE BROWN Andrew Brown
2002/03	LACHLAN O'CONNELL Greg Alsop	MICK GIBBIE Anthony Wilkin	JASON CONROY Jarrod Wilson	PETER YOUNG Andrew Swift
2003/04	GREG ALSOP Kristian Schultz	MICK GIBBIE Anthony Wilkin	ASHLEY MARSHALL Mark Corey	PETER YOUNG Andrew Swift
2004/05	PHIL DAVIDSON Kristian Schultz	ANDREW TONKIN Anthony Wilkin	ASHLEY MARSHALL David Brown	
2005/06	PHIL DAVIDSON Kristian Schultz	ANDREW TONKIN Anthony Wilkin	ANDREW HUXTABLE David Brown	
2006/07	GREG ALSOP Kristian Schultz	PHIL MONAHAN Andrew Tonkin	DUNCAN SHEARER Trevor Parham	
2007/08	PHIL DAVIDSON Craig Wood	PHIL MONAHAN Anthony Wilkin	GRANT CRAIGIE Trevor Parham	
2008/09	BRENT HARPER S Routledge / P Davidson	PHIL MONAHAN Dom Gibbie	GRANT CRAIGIE / TREVOR PARHAM Andrew Conley	
2009/10	BRENT HARPER Paul Temby	STEVE ROUTLEDGE Phil Monahan	ANDREW CONLEY Trevor Parham	
2010/11	KRISTIAN SCHULTZ Wes Lipsett	DAVE PALMER Brenton Rowe	ANDREW CONLEY Trevor Parham	
2011/12	KRISTIAN SCHULTZ Wes Lipsett	DAVE PALMER Brenton Rowe	ANDREW CONLEY Trevor Parham	
2012/13	KRISTIAN SCHULTZ Wes Lipsett	DAVE PALMER Andrew Tonkin	ANDREW CONLEY Dom Gibbie	
2013/14	DAVE PALMER Rowan Williams	ANDREW CONLEY Ashley Marshall	JASON CONROY Brett Bryson	ANDREW TONKIN Grant Craigie
2014/15	DAVE PALMER Wes Lipsett	RICHIE DEY Paul Temby	JASON CONROY Brett Bryson	ANDREW TONKIN Anthony Wilkin
2015/16	ANTON BALYM Josh Deniet	RICHIE DEY Haimish Ferguson	GRANT CRAIGIE / PHIL MONAHAN	BRETT BRYSON Tim Smith
2016/17	JOSH DENIET Anton Balyam	RICHIE DEY Ashley Marshall	BRETT BRYSON Angelo Pansini / Dan Claridge	JASON CONROY Grant Craigie
2017/18	SCOTT MONAGHAN Anton Balyam	RICHIE DEY / DAVE PALMER Dave Palmer	BRETT BRYSON Dan Claridge	DOM GIBBIE

Captain's name is in block print and left justified. Vice-Captain's name is in lower case and right justified.

CAPTAIN'S TROPHIES

SEASON	A GRADE	B GRADE	C GRADE	D GRADE
1979/80	Andrew HODGE			
1980/81	Dave PATMORE	George MANOS		
1981/82	Bill BURNETT	Brian CONROY		
1982/83	Trevor PARHAM	Dave HODGE		
1983/84	Trevor PARHAM	George MANOS		
1984/85	?	John SMITH		
1985/86	?	?		
1986/87	Andrew DEANE	Tom BURNETT		
1987/88	Tony FORSTER	Geoff BELL		
1988/89	Andrew HODGE	Grant CRAIGIE		
1989/90	Andrew CONLEY	Bob NOBLE	Mike BROWN	
1990/91	Peter COOMBE	Peter YOUNG	Don CRAM	
1991/92	John WILLIAMS	Grant CRAIGIE	Mick McCULLOUGH	
1992/93	Shane RUSBY	Grant CRAIGIE	Mick McCULLOUGH	
1993/94	Andrew CONLEY	Darren PEARCE	Peter HUGHES	Cameron DEY
1994/95	Trevor PARHAM	Paul FULLER	Hamish CLARE	Andrew BROWN
1995/96	Anthony WILKIN Scott WILLIAMS	Michael HALL	Peter HUMPHERY	Dave BROWN
1996/97	John WILLIAMS	Gavin PERRYMAN	Tony LOY	Geoff BELL
1997/98	Mark WILLIAMS	Chris WATSON	Dave BROWN	Ashley MARSHALL
1998/99	Dave BURTENSHAW	Mick GIBBIE	Dave BROWN	Ashley MARSHALL
1999/00	Andrew CONLEY	Paul FULLER	Brenton ROWE	Jim GLENVILLE
2000/01	Anthony WILKIN	Andrew HODGE	Dave RAY	Greg MELLORS
2001/02	Brendon SIDON	Paul FULLER	Ashley MARSHALL	Geoff BELL
2002/03	Greg ALSOP	Peter HUGHES	Andrew HODGE	Anthony SCOTT
2003/04	Richard SIDON	Mick LYNE	Dave BROWN	Bang LUONG
2004/05	Paul TEMBY	Brenton ROWE	Duncan SHEARER	
2005/06	Andrew CONLEY	John SMITH	Mark BEAVIS	
2006/07	Paul TEMBY	Brenton ROWE	Josh DENIET	
2007/08	Scott DENIET	Justin FROST	Andrew BROWN	
2008/09	Andrew HUXTABLE	Peter BABBAGE	Braedon TONKIN	
2009/10	Nick RUSSELL	Greg MARKS	Anthony CADD	
2010/11	Richie DEY	Greg MARKS	Paul FLAMANK	
2011/12	Nick RUSSELL	Jacob MATTHEWS	Grant CRAIGIE	
2011/12	Josh DENIET	Glen REVELL	Paul FLAMANK	
2013/14	Rowan WILLIAMS	Chris GIBBIE	Troy SPANTON	Phil MONAHAN
2014/15	Anton BALYM	Dale BRUSNAHAN	Troy SPANTON	Dom GIBBIE
2015/16	Rowan WILLIAMS	Troy SPANTON	Anthony GREEN	Daniel CLARIDGE
2016/17	Nick BODEN	Braedon TONKIN	Glenn HARRIS	Grant CRAIGIE
2017/18	Anton BALYM	Jason CONROY	Ron SCOTT	

BATTING TROPHIES

Season	A GRADE										B GRADE									
	Div	Name	Inn	no	Runs	Ave	100	50	30	% of Team	Div	Name	Inn	no	Runs	Ave	100	50	30	% of Team
1979/80	6	BURNETT Tom	9	4	302	60.4	1	2	2	18										
1980/81	5	HODGE Andrew	12	2	512	51.2	1	5	1	24	7	NOBLE Bob	13	2	265	24.1	-	1	3	16
1981/82	4	BURNETT Tom	13	4	474	52.7	-	1	9	23	6	DALY Mick	13	1	467	38.9	2	2	-	22
1982/83	3	BURNETT Bill	11	5	432	72.0	1	2	2	20	5	CONROY Brian	13	2	628	57.1	2	3	1	25
1983/84	2	BURNETT Bill	12	3	438	48.7	1	1	4	21	4	SMITH John	11	3	406	50.8	-	5	-	20
1984/85	2	BURNETT Bill	13	1	434	36.2	2	-	3	17	3	DALY Mick	9	1	327	40.9	-	4	-	22
1985/86	1	BURNETT Bill	11	1	318	31.8	-	3	-	15	3	CONROY Brian	13	-	438	33.7	1	4	1	15
1986/87	1	PARHAM Trevor	12	-	363	30.3	-	3	4	16	2	CRAM Don	11	2	245	27.2	-	-	3	12
1987/88	1	EDWARDS Rob	9	1	288	36.0	1	-	4	16	2	CONROY Brian	13	-	308	23.7	-	1	4	14
1988/89	1	DEANE Andrew	10	-	360	36.0	1	3	-	17	2	EDWARDS Rob	11	-	364	33.1	-	3	2	21
1989/90	1	HARRISON Graham	12	2	315	31.5	-	1	4	16	3	WILLIAMS Mark	8	-	359	44.9	-	3	1	22
1990/91	1	BURNETT Bill	12	2	374	37.4	1	2	-	16	3	EDWARDS Rob	11	2	416	46.2	2	2	1	22
1991/92	1	HEDGER John	12	2	512	51.2	2	2	3	21	2	FULLER Paul	11	2	258	28.7	-	2	2	17
1992/93	1	GIBBIE Mick	12	-	274	22.8	-	1	5	15	2	EDWARDS Rob	11	3	306	38.3	1	1	2	16
1993/94	1	GIBBIE Mick	15	1	373	26.6	-	1	4	16	2	PARHAM Trevor	11	2	294	32.7	-	1	2	20
1994/95	1	BURNETT Bill	12	1	519	47.2	-	5	2	19	2	HALL Michael	11	2	267	29.7	1	-	1	17
1995/96	1	CONLEY Andrew	12	-	475	39.6	1	1	3	20	3	CRAIGIE Grant	13	2	355	32.3	-	3	2	16
1996/97	1	FORSTER Tony	10	1	428	47.6	-	5	2	20	2	PARHAM Trevor	9	1	267	33.4	1	-	2	19
1997/98	1	FORSTER Tony	14	-	522	37.3	2	2	1	20	2	FULLER Paul	8	-	233	29.1	-	2	1	18
1998/99	1	LISTON Dave	13	1	260	21.7	-	-	5	13	2	EDWARDS Rob	12	1	413	37.5	1	1	5	19
1999/00	1	KING Russell	11	-	412	37.5	-	3	3	19	2	GIBBIE Mick	13	-	367	28.2	-	1	5	16
2000/01	1	O'CONNELL Lachlan	9	-	431	47.9	2	3	-	25	2	ALSOP Greg	12	2	440	44	1	3	-	21
2001/02	1	O'CONNELL Lachlan	11	-	424	38.5	-	4	3	23	3	ALSOP Greg	12	1	667	60.6	3	2	4	27
2002/03	1	O'CONNELL Lachlan	10	1	359	39.9	-	3	1	19	2	GIBBIE Mick	12	1	576	52.4	-	5	4	23
2003/04	1	DAVIDSON Phil	15	1	369	26.4	-	2	2	16	2	GIBBIE Mick	11	-	251	22.8	-	-	2	15
2004/05	1	SCHULTZ Kristian	12	-	290	24.2	-	3	1	15	2	GIBBIE Dom	12	2	196	19.6	-	-	3	13
2005/06	1	ALSOP Greg	13	-	269	20.7	-	2	2	18	3	TONKIN Andrew	13	1	161	13.4	-	-	1	11
2006/07	1	DAVIDSON Phil	14	1	335	25.8	-	2	2	16	4	PALMER Dave	5	-	297	59.4	1	2	-	38
2007/08	2	ROUTLEDGE Steve	9	2	279	39.9	1	1	-	17	4	MONAHAN Phil	12	-	400	33.3	-	3	3	18
2008/09	2	TEMBY Paul	11	1	305	30.5	-	3	1	13	3	HUGHES Peter	12	-	208	17.3	-	-	4	11
2009/10	2	LIPSETT Wes	12	-	395	32.9	-	5	1	18	3	LIGHTFOOT Derek	7	2	245	49	-	2	1	26
2010/11	2	LIPSETT Wes	12	1	368	33.5	-	3	1	18	3	HUGHES Peter	8	1	222	31.7	1	-	2	19
2011/12	2	LIPSETT Wes	10	-	313	31.3	-	1	3	18	3	PALMER Dave	13	2	322	29.3	-	2	3	20
2012/13	2	LIPSETT Wes	11	-	368	33.5	-	4	2	20	4	PALMER Dave	12	1	339	30.8	-	3	2	16
2013/14	2	LIPSETT Wes	8	1	314	44.9	2	-	2	21	4	CONLEY Andrew	8	2	413	68.8	1	3	1	26
2014/15	2	LIPSETT Wes	10	-	379	37.9	-	3	2	20	4	FERGUSON Haimish	13	3	338	33.8	-	3	1	14
2015/16	2	BELSAK Andrew	11	-	398	36.2	1	2	1	21	4	WILSON Gary	9	3	355	59.2	-	4	2	21
2016/17	3	BALYM Anton	15	3	584	53.1	1	3	4	19	5	TEMBY Paul	6	-	428	71.3	2	1	1	33
2017/18	2	FERGUSON Haimish	15	-	324	21.6	-	1	1	16	4	BRUSNAHAN Dale	14	1	288	22.2	1	-	1	20

➤ Shaded Players Represent ASSOCIATION BATTING AWARDS – 7 Occasions (2 A Grade, 2 B Grade, 2 C Grade, 1 D Grade)

BATTING TROPHIES

➤ Shaded Players Represent ASSOCIATION BATTING AWARDS – 7 Occasions (2 A Grade, 2 B Grade, 2 C Grade, 1 D Grade)

BOWLING TROPHIES

Season	A GRADE									B GRADE								
	Div	Name	Ovrs	Wkts	Ave	Ba/Wkt	5w	3w	% of Team	Div	Name	Ovrs	Wkts	Ave	Ba/Wkt	5w	3w	% of Team
1979/80	6	SINCLAIR Bob	207.4	43	8.8	29	2	5	26									
1980/81	5	SINCLAIR Bob	206.2	50	9.2	25	4	7	34	7	BELL Geoff	161.1	38	11.4	25	2	6	30
1981/82	4	BELL Geoff	172.2	44	9.3	24	3	5	33	6	PATMORE Dave	169.5	41	11.2	25	4	1	26
1982/83	3	COOMBE Peter A	100.4	30	11	20	-	7	31	5	PATMORE Dave	94.5	33	9.5	17	2	6	37
1983/84	2	PAPAGALLO Frank	151	29	14.1	31	1	5	27	4	STEER Peter	200.4	39	13.8	31	3	3	32
1984/85	2	PAPAGALLO Frank	145.3	34	13.8	26	3	4	33	3	DEANE Andrew	197	45	12.1	26	3	7	34
1985/86	1	COOMBE Peter A	100.3	23	17.2	26	1	2	28	3	BELL Geoff	137.5	24	16.8	34	2	3	31
1986/87	1	WILLIAMS John	130.2	22	13.7	36	-	5	25	2	BELL Geoff	140.4	28	15.7	30	2	4	37
1987/88	1	COOMBE Peter A	126.5	27	17.8	28	1	4	29	2	CRAIGIE Grant	104.1	15	23.9	42	-	3	24
1988/89	1	WILLIAMS John	180.4	29	18	37	1	4	31	2	BELL Geoff	164	19	27.1	52	-	3	22
1989/90	1	WILLIAMS John	178.3	33	13.8	32	2	3	27	3	SANTOS John PEARCE Mike	81.4 112.4	17 17	19.8 21.2	29 40	- 1	3 1	19 36
1990/91	1	WILLIAMS John	191.1	28	14.8	41	-	6	23	3	CRAIGIE Grant	163.4	26	18	38	2	3	20
1991/92	1	BROWNE Noel	153.2	34	15	27	3	4	28	2	BARNETT Mick	121.1	22	12.1	33	-	5	25
1992/93	1	COOMBE Peter A	125.1	24	15.8	31	1	5	32	2	BARNETT Mick	137	27	11.6	30	2	3	30
1993/94	1	WILLIAMS John	159.4	26	15.9	37	-	5	22	2	CRAIGIE Grant	114	17	21.6	40	-	3	20
1994/95	1	WILKIN Anthony	155.1	24	19.6	39	2	4	22	2	HUCKSTEPP Craig SMITH John	58 108.4	17 17	7.4 27.9	20 38	2 -	1 3	44 25
1995/96	1	WILLIAMS John	200.3	27	15	45	1	4	26	3	CRAIGIE Grant	131.5	27	13.7	29	1	4	25
1996/97	1	WILLIAMS John	163	24	14.4	41	1	4	26	2	CRAIGIE Grant	66.5	13	17.2	31	-	2	14
1997/98	1	BROWNE Noel	145.1	25	21.5	35	1	2	20	2	WILKIN Anthony	152.1	25	13.4	37	-	5	26
1998/99	1	LISTON Dave	153	26	17.8	35	2	2	30	2	WILKIN Anthony	174.1	31	13.7	34	1	6	29
1999/00	1	BURTENSHAW Dave KING Russell	139.4 154.1	25 25	15.4 18.8	34 37	1 -	2 5	23 22	2	GIBBIE Mick	133.4	26	18	31	1	3	22
2000/01	1	WILKIN Anthony	227.5	47	15.6	29	3	7	41	2	HUXTABLE Andrew	64	11	27.5	35	-	2	23
2001/02	1	WILKIN Anthony	155.4	25	19.4	37	2	3	27	3	BEATTIE John	117.2	31	10.4	23	-	6	25
2002/03	1	DENIET Scott	170.4	30	15.3	34	1	5	29	2	WILKIN Anthony	207.3	38	13.5	33	2	5	28
2003/04	1	SMITH Dave	118.5	25	17.2	29	2	3	37	2	GIBBIE Mick	98.1	20	20	29	-	3	23
2004/05	1	SIDON Brendon	137.4	18	24.7	46	1	2	22	2	TONKIN Andrew	96.3	17	20.1	34	1	2	23
2005/06	1	EDWARDS Shaun	171.2	31	25.1	33	2	4	37	3	WILLIAMS Scott	100.4	20	16.5	30	1	3	31
2006/07	1	DENIET Scott	148.3	17	31.4	52	-	3	20	4	WILLIAMS Scott	77.4	13	14.1	36	-	2	28
2007/08	2	WOOD Craig	109.3	30	13.3	22	2	4	33	4	WILKIN Anthony	122.2	23	12.6	32	1	4	29
2008/09	2	SIDON Brendon	137.3	23	16.1	36	1	2	22	3	WILKIN Anthony	111.1	17	21.6	39	1	1	31
2009/10	2	HARPER Brent	104	31	10.2	20	1	6	25	3	WILKIN Anthony TONKIN Andrew	104 73.3	12 12	23.5 23.9	52 37	- -	2 1	22 29
2010/11	2	MARSHALL Ashley	93	22	18.5	25	-	6	20	3	ROWE Brenton	41.5	15	14.5	17	1	2	20
2011/12	2	WILLIAMS Rowan	123.4	21	16.4	35	1	3	28	3	MARSHALL Ashley	131	25	17.6	31	1	4	31
2012/13	2	WILLIAMS Rowan	145.3	25	17.2	35	1	3	28	4	MARSHALL Ashley	139	26	15.6	32	-	4	29
2013/14	2	ISLAM Robiul	143.5	30	13.6	29	2	6	36	4	MARSHALL Ashley	95	20	22.4	28	-	3	25
2014/15	2	MARSHALL Ashley	99.5	26	11.3	23	1	4	23	4	BRUSNAHAN Dale	129	29	14.9	27	-	4	25
2015/16	2	WILLIAMS Rowan DENIET Josh	89 98	13 13	20.7 23.8	41 45	- -	2 3	14 14	4	MARSHALL Ashley	110.2	23	11.2	29	1	3	27
2016/17	3	DENIET Josh	170.5	48	6.5	21	3	6	32	5	MARSHALL Ashley	139.4	33	13.9	25	2	4	29
2017/18	2	TONKIN Braedon	93.1	20	18.2	28	1	2	28	4	BRUSNAHAN Dale	95.4	23	14.5	25	1	2	26

➤ Shaded Players Represent ASSOCIATION BOWLING AWARDS – 10 Occasions (4 A Grade, 3 B Grade, 1 C Grade, 2 D Grade)

BOWLING TROPHIES

	C GRADE									D GRADE								
Season	Div	Name	Ovrs	Wkts	Ave	Ba/ Wkt	5w	3w	% of Team	Div	Name	Ovrs	Wkts	Ave	Ba/ Wkt	5w	3w	% of Team
1979/80																		
1980/81																		
1981/82																		
1982/83																		
1983/84		No Team									No Team							
1984/85																		
1985/86																		
1986/87																		
1987/88																		
1988/89																		
1989/90	6	WILLCOX Steve	100	19	13.7	32	-	3	23									
1990/91	6	MAZURKE Danny	181	33	14.5	33	3	2	29									
1991/92	5	MAZURKE Danny	176.4	42	11.6	25	3	5	36									
1992/93	4	SMITH John	113.4	31	13.5	22	3	2	39									
1993/94	4	BROWN Mike	114	23	18.6	30	2	2	26									
1994/95	4	SCOTT Ron	93	12	28.1	46	-	2	18									
1995/96	5	SMITH John	100.3	18	19.7	34	-	3	17									
1996/97	5	McNAMARA Trinity	112.4	28	11.7	24	2	4	39									
1997/98	4	SCOTT Ron	180	25	15.6	43	2	-	25									
1998/99	4	SMITH John	106.1	29	9.1	22	3	3	27									
1999/00	4	HUMPHERY Peter	129.5	19	26.4	41	1	1	21									
2000/01	4	MARSHALL Ashley	50.4	12	20.2	25	-	2	43									
2001/02	5	SMITH John	141.4	32	12.1	27	2	2	27									
2002/03	4	SMITH John TONKIN Andrew	108.2 143.2	23 23	16.5 20.5	28 37	1 1	2 2	26 25									
2003/04	4	SCOTT Ron	98.5	21	14	28	1	1	30									
2004/05	5	BROWN David F MARSHALL Ashley	80 120	18 18	14.7 21.7	27 40	- -	4 2	28 19									
2005/06	5	BROWN David F	122.5	17	21.3	43	-	3	21									
2006/07	7	SMITH John BROWN David F	65.3 98	18 18	12.9 15.2	22 33	- 1	3 3	27 27									
2007/08	6	SMITH John	68.1	18	12.2	23	1	1	25									
2008/09	5	SMITH John	61.1	11	29.2	33	-	1	17									
2009/10	6	BROWNE Noel	108.2	19	20.2	34	-	4	20									
2010/11	6	BROWN David F	45	14	9.8	19	-	2	24									
2011/12	6	WILKIN Anthony	126.5	20	12.9	38	-	2	18									
2012/13	6	TRUSCOTT Chad	123.5	25	16.9	30	2	3	29									
2013/14	5	MILDREN Bryan BRYSON Brett	112 102.3	16 16	17.8 24.0	42 38	1 1	1 1	26 24									
2014/15	6	BRYSON Brett	80.3	14	25	34	-	2	18									
2015/16	6	WILKIN Anthony	125	19	15.9	39	1	-	19									
2016/17	7	BRYSON Brett	115.3	33	10.2	21	1	4	22									
2017/18	6	BRYSON Brett	76	13	25.8	35	-	1	15									
	6	HUMPHERY Peter	142.4	25	18.1	34	2	2	30									
	6	BELL Geoff GIBBIE John	78.3 80	22 22	10.8 13.5	21 22	1 3	2 1	22 37									
	5	GIBBIE John	97.2	24	17	24	1	5	26									
	5	GIBBIE John	100.2	33	14.3	18	4	2	32									
	6	GIBBIE John	152.3	37	15.7	25	3	5	39									
	6	GIBBIE John	204.2	57	10.3	22	6	6	43									
	5	GIBBIE John	128.5	29	17	27	1	3	25									
	5	GIBBIE John	91	19	18.1	29	-	3	23									
	5	BROWN David F	164.1	31	15.1	32	-	6	27									
	5	BROWN David F	135.5	21	17.6	39	-	3	17									
	6	BROWN David F	131.5	22	16.8	36	1	3	25									
	6	MARSHALL Ashley	83.1	18	16.4	28	-	4	30									
	6	WILLCOX Steve	132.2	23	16.7	35	1	3	26									
		No Team																
	7	WILKIN Anthony	91.1	20	12.2	27	2	3	30									
	7	WILKIN Anthony	83	15	16.4	33	-	2	21									
	7	CORNELISSEN Jack BRYSON Brett	108.2 113.3	28 28	7.5 12.7	23 24	1 2	4 1	22 21									
	8	GREEN Anthony	87.5	15	18.6	35	-	2	22									
	8	n/a																

➤ Shaded Players Represent ASSOCIATION BOWLING AWARDS – 10 Occasions (4 A Grade, 3 B Grade, 1 C Grade, 2 D Grade)

CLUB TROPHIES

SEASON	CRICKETER OF THE YEAR	BEST ALL-ROUNDER	MOST IMPROVED	BEST FIELDER	PRESIDENT'S TROPHY	MVP FINALS	MVP GRAND FINAL
1979/80		D FORDHAM					
1980/81		T PARHAM	J SMITH				
1981/82	D PATMORE	S JOYCE (A's) G MANOS (B's)	A MCLACHLAN				
1982/83	B CONROY	T BURNETT (A's) G MANOS (B's)	J SMITH				
1983/84	P STEER	P COOMBE (A's) G BELL (B's)	S WILLIAMS				
1984/85	A DEANE					P COOMBE	
1985/86	J WILLIAMS					W HOLST	
1986/87	J WILLIAMS	A FORSTER	D TRAPPETT	S WILLIAMS		J WILLIAMS	
1987/88	B CONROY	P COOMBE	G CRAIGIE	P STEER			
1988/89	J WILLIAMS	J WILLIAMS	M PEARCE	M PEARCE			
1989/90	J WILLIAMS	J WILLIAMS	P YOUNG	G HARRISON		G BELL	
1990/91	J WILLIAMS	D MAZURKE	C HUCKSTEPP	J CONROY	S RUSBY	J WILLIAMS	
1991/92	D MAZURKE	A FORSTER	P SHAW	C COOMBE	M GIBBIE	R MITCHELL	
1992/93	J SMITH	J GIBBIE	M KNOWLES	P DUGGIN	T BURNETT	G BELL	P COOMBE
1993/94	J WILLIAMS	J GIBBIE	S WOOD	J CONROY	A WILKIN	R MITCHELL	
1994/95	J GIBBIE	A CONLEY	J LANDORF	R DEY	A HODGE	J WILLIAMS	J WILLIAMS
1995/96	J GIBBIE	A CONLEY	R DEY	D LITSTER	P DAVIDSON	R SCOTT	A FORSTER
1996/97	J GIBBIE	T MCNAMARA	D PALMER	A MADDERN	M GIBBIE	A FORSTER	J GIBBIE
1997/98	T FORSTER	A FORSTER	D BROWN	C WATSON	G BELL	J GIBBIE	
1998/99	J SMITH	D LISTON	B LUONG A GREEN	D PALMER	S WILLIAMS	A WILKIN	
1999/00	R KING	R KING	A HUXTABLE	R DEY	A WILKIN	A WILKIN	
2000/01	K SCHULTZ	A MARSHALL	M LYNE	P DAVIDSON	J CONROY		
2001/02	G ALSOP	M GIBBIE	S DENIET	A HUXTABLE	A HUXTABLE	A MARSHALL	M GIBBIE
2002/03	M GIBBIE	S BRAMMY	P TEMBY	M BARTON	S WILLIAMS	M BARTON	D GIBBIE
2003/04	M GIBBIE	S WILLCOX	P DAVIDSON	S WILLCOX	J SMITH		
2004/05	P TEMBY	P TEMBY	D GRAHAM	B ROWE	G CRAIGIE		
2005/06	A HUXTABLE	K SCHULTZ	D SHEARER	A HUXTABLE	J SMITH		
2006/07	K SCHULTZ	D BROWN	J FROST	P DAVIDSON	D PALMER		
2007/08	A MARSHALL	A MARSHALL	J DENIET	P TEMBY	S ROUTLEDGE		
2008/09	A MARSHALL	T MCNAMARA	R DEY	P BABBAGE	T PARHAM	K SCHULTZ	
2009/10	B HARPER	B HARPER	B TONKIN	D PALMER	S ROUTLEDGE	W LIPSETT	
2010/11	W LIPSETT	W LIPSETT	B ROWE	D PALMER	Tracey TOZER	R WILLIAMS	
2011/12	R WILLIAMS	J DENIET	J MATTHEWS	D PALMER	A CONLEY	C HUCKSTEPP	
2012/13	K SCHULTZ	A GREEN	B ARMAN	B ARMAN	K SCHULTZ		
2013/14	A PANSINI	A PANSINI	R ISLAM	A PANSINI	J CONROY	R ISLAM	
2014/15	A PANSINI	L FERGUSON	A MARTIN	D MAHONEY	P HUGHES	R ISLAM	
2015/16	A PANSINI	J CORNELISSEN	L FERGUSON	J CORNELISSEN	B MILDREN	P HUGHES	
2016/17	A PANSINI	J DENIET	B TONKIN	G HARRIS	T SPANTON	C BROOKER	A's - J DENIET B's - B TONKIN C's - M SCHMIAUKE
2017/18	D BRUSNAHAN	D BRUSNAHAN	T SPANTON	D BRUSNAHAN	D PALMER		

CLUB AWARDS

SEASON	OUTSTANDING SERVICE AWARD	SUPPORTER OF THE YEAR	GOLDEN GLOBE AWARD	BROKEN STUMP AWARD
1989/90	Trevor PARHAM	Anita WILLIAMS		
1990/91	Bill BURNETT	Sally PERKINS		
1991/92	Trevor PARHAM	Sarah ADAMSON		
1992/93	Mick GIBBIE	Jill HALL	Matthew KNOWLES (no runs)	
1993/94	Peter HUGHES	Mary WILLIAMS	Anthony WILKIN	
1994/95	John GIBBIE	Kate WILLOUGHBY	Richie DEY (5 ducks)	
1995/96	Geoff BELL	Dave HODGE	Trevor PARHAM (3 ducks)	
1996/97	John SMITH	Graham WILKINS	Scott WILLIAMS (3 ducks)	
1997/98	Trevor PARHAM	Mick & Pat HARRISON	Columbia CARNEY (4 ducks)	
1998/99	John SMITH	Pat BROWN	Dave BROWN (2 ducks)	
1999/00	Kristian SCHULTZ	Jodie BEATTIE	Dave PALMER (2 ducks)	
2000/01	Andrew HODGE	Jodie BEATTIE	Richie DEY (5 ducks)	Craig HUCKSTEPP (6 for 361)
2001/02	Dave HODGE	Tatum WALDING	Jason CONROY (3 ducks)	Andrew CONLEY (1 for 110)
2002/03	Tatum WALDING	Vicki DENIET	Peter YOUNG (6 ducks)	Trevor PARHAM (2 overs with triple bouncing balls)
2003/04	Dom GIBBIE	Lisa BRAYSHER	Trevor PARHAM (5 ducks)	Simon BRAMMY (1 for 147)
2004/05	Brighton Lacrosse Club	Simon BRAMMY	Dave PALMER (3 ducks)	Anthony WILKIN
2005/06	Geoff BELL	Tracy TOZER	Peter HUGHES (4 ducks)	Jarrold WILSON (1 for 187)
2006/07	Kristian SCHULTZ	Vicki DENIET	Ashley MARSHALL (4 ducks)	Noel BROWNE (2 for 195)
2007/08	Tracy TOZER	Mitchell Park Football Club	Andrew CONLEY (3 ducks)	Kristian SCHULTZ (bat throwing)
2008/09	Tracy TOZER	Tina VINCENT	Phil, Justin & Peter MONAHAN (7 collective ducks)	Dave BROWN (3 for 166)
2009/10	Vicki DENIET	Debra, Megan, Ashlee HARPER	Greg MARKS (4 ducks)	B Grade bowlers v South Coasters
2010/11	Trevor PARHAM	Mal WILLIAMS	Paul REES (4 ducks)	Jason CONROY (2 overs, 0-29)
2011/12	Geoff BELL	Eli TAVARES	Richie DEY (4 ducks)	Dave BROWN (34 off an over)
2012/13	Craig HUCKSTEPP	Geoff BELL	Rowan WILLIAMS (4 ducks)	Braedon TONKIN (12 ball over)
2013/14	Jill CONROY	Ivan JURIC	Paul TEMBY (23 runs @ 3.8)	Anthony GREEN (2 for 233)
2014/15	Geoff BELL	Naomi REID	Haimish, Lachy & Jason FERGUSON (all made ducks in R8 v ICC Sharks)	The TONKIN Family (Andrew & Braedon)
2015/16	Angelo PANSINI	Natalie FEURERHERDT	Rowan WILLIAMS (4 ducks)	Marc SCHMIAUKE (2 for 157)
2016/17	Jason CONROY	Jeff HARRIS	Andrew TONKIN (4 ducks)	The ARMAN Brothers (5 for 257)
2017/18	Karen PANSINI	Mal WILLIAMS	Rowan WILLIAMS (4 ducks, ave 6.6)	John SMITH (1 for 84)

ASSOCIATION AWARDS

SEASON	AWARD	PLAYER	SEASON	AWARD	PLAYER
1980/81	Div. 5 Batting Div. 5 Bowling	Andrew HODGE – 511 runs Bob SINCLAIR – 50 wickets	2014/15	Div.2 W/ Keeping Div.4 Bowling	Anton BALYM – 42 votes Dale BRUSNAHAN – 26 wickets
1982/83	Div. 5 Batting	Brian CONROY – 628 runs	2015/16	Div.6 W/Keeping Div.6 Fielding Div.7 Fielding	Greg MARKS – 34 votes Jason CONROY – 9 votes Glenn HARRIS – 10 votes
1984/85	Div. 3 Bowling	Andrew DEANE – 45 wickets	2016/17	Div.3 + 1-3 Batting Div.3 + 1-3 Bowling Div.3 W/Keeping Div.3 Fielding Div.5 Bowling Div.7 Fielding	Anton BALYM – 484 runs Josh DENIET – 37 wickets Anton BALYM – 58 votes Jack CORNELISSEN – 11 votes Ash MARSHALL – 33 wickets Glenn HARRIS – 18 votes
1991/92	Div. 1 Bowling	Noel BROWNE – 34 wickets	2017/18	Div.6 + 4-9 Batting Div.4 Fielding	Glenn HARRIS – 693 runs Dale BRUSNAHAN – 10 votes
1993/94	Div. 1-7 W/Keeping	Darren PEARCE – 45 votes			
1995/96	Div. 4-7 Batting Div. 4-7 Bowling	Rob EDWARDS – 678 runs John GIBBIE – 37 wickets			
1996/97	Div. 6 Batting Div. 4-6 Bowling	Andrew HODGE – 695 runs John GIBBIE – 52 wickets			
1997/98	Fielding	Chris WATSON – 17 votes			
2000/01	Div. 1 Bowling	Joel WILKIN – 47 wickets			
2001/02	Div. 2 Batting Div. 5 Bowling	Greg ALSOP – 562 runs John SMITH – 30 wickets			
2007/08	Div. 1-7 W/Keeping	Andrew HUXTABLE – 42 votes			
2013/14	Div. 5 Fielding	David JONES – 7 votes			

- A total of 32 Association Trophies have been won by Warradale players.
- Anton Balym & Glenn Harris have won 4 awards, while Andrew Hodge, John Gibbie & Dale Brusnahan have won 2 awards.

ADELAIDE & SUBURBAN CRICKET ASSOCIATION

PREMIERSHIP WINNERS 1899/00 - 2016/17

YEAR	DIV. 1	DIV. 2	YEAR	DIV. 1	DIV. 2	DIV. 3	DIV. 4	DIV. 5
1899-00	Bowden		1936-37	Goodwood Baseball	Grange	Foy & Gibson		
1900-01	Bowden		1937-38	Hawthorn	Goodwood	Goodwood Baseball		
1901-02	Bowden		1938-39	Hawthorn	Myer Emporium	Coromandel		
1902-03	West Torrens		1939-40	Hawthorn	Coromandel	Kenilworth Footb.		
1903-04	Bankville		1940-41	Southwark	Unley ANA			
1904-05	Bankville		1941-42	Fulham				
1905-06	Prospect		1942-43	Sturt				
1906-07	Bankville		1943-44	Fulham				
1907-08	Prospect		1944-45	YMCA	Coromandel			
1908-09	Prospect		1945-46	Coromandel	Air Force			
1909-10	South United		1946-47	YMCA	Holdfast	Coro Ramblers		
1910-11	South United		1947-48	Coromandel	Southwark	Shell		
1911-12	South United	Wellington	1948-49	Southwark	Malvern	Goodwood Baseball	Sturt II	Coldstream
1912-13	Prospect	Kenilworth	1949-50	ETSA	Kenilworth	Glenelg Stragglers	Glen Osmond Red	
1913-14	South United	Kenilworth	1950-51	Sturt Colts	Glenelg Stragglers	Healings	Advertiser Press	
1914-15	Bowden	Wattle	1951-52	Grange	Grange II	Advertiser Press	Blackwood RSL	
1915-16	Norwood Footballers	Welland	1952-53	Sturt	St Marks	Blackwood RSL	Edwardstown 'B'	
1916-17	Norwood Footballers		1953-54	Coromandel	Taxation	Newton McLaren	Burnside	Thebarton CYMS
1917-18	Foresters		1954-55	Coromandel	LRWE	Fulham	Elder Smith	Goodwood CYMS
1918-19	Wallaby		1955-56	Sturt	Fulham	Thebarton CYMS	Ascot Park II	Glenelg RSL
1919-20	Prospect		1956-57	South Road	Glenelg Stragglers	Glenelg RSL	Brighton	SA Rubber Mills
1920-21	Prospect		1957-58	Kenilworth	Fauldings	Glenelg Stragglers II	SA Rubber Mills	Wanderers
1921-22	St Luke		1958-59	Sturt	Fulham	Keswick White CYMS	Wanderers	Hackney Rovers
1922-23	Wallaby		1959-60	Kenilworth	Kenilworth II	Newton McLaren	Happy Valley	
1923-24	St Luke		1960-61	Kenilworth	Marion II	Happy Valley	Coromandel II	
1924-25	YMCA		1961-62	St Marks	Brompton	Shell	Mehaffays	
1925-26	St Luke		1962-63	South Road	Shell	South Road II	Rooland	
1926-27	YMCA		1963-64	Grange	Coro Ramblers	Belair	Keswick Red CYMS	
1927-28	East Adelaide		1964-65	Kenilworth	Fulham	Coromandel II	Plympton Footb.	
1928-29	Adeiphian		1965-66	Kenilworth	Brompton	Rooland	Grange III	
1929-30	Glen Osmond		1966-67	South Road	Rooland	Plympton Footb.	Salesian OBA	
1930-31	Fulham	Parkside	1967-68	South Road	Plympton Footb.	Newton McLaren	Western Districts II	
1931-32	YMCA	Wallaby	1968-69	Plympton Footb.	Mitchell Park	Civil Aviation	Plympton Footb. II	
1932-33	Fulham	Glen Osmond	1969-70	South Road	Coro Ramblers	ANZ Bank	Adult Deaf	
1933-34	Walkerville	East Adelaide	1970-71	Kenilworth	St Marks	Salesian OBA	Coro Ramblers II	
1934-35	YMCA	Hawthorn	1971-72	South Road	Civil Aviation	Clapham	South Road III	
1935-36	Southwark	Postal Electricians	1972-73	Plympton Footb.	Camden Footballers	Chrysler	Seaton Ramblers II	Kenilworth IV

YEAR	DIV. 1	DIV. 2	DIV. 3	DIV. 4	DIV. 5	DIV. 6	DIV. 7	DIV. 8	DIV. 9
1973-74	South Road	Salesian OBA	Seaton Ramblers	Seaton Ramblers II	Camden Footb. II				
1974-75	Kenilworth	Camden Footb.	Southern Districts	St Marks II	Chrysler II				
1975-76	St Marks	Norwood Union	Mitchell Park II	Camelec	Norwood Union II				
1976-77	St Marks	Civil Aviation	Keswick II	Keswick III	Civil Aviation II				
1977-78	Mitchell Park	Kenilworth	Salesian II	ANZ Bank II	Coro Ramblers III	North Haven			
1978-79	Hectorville	Clapham	Keswick White	North Haven	Netley	ANZ Bank III	North Haven II		
1979-80	Clapham	ANZ Bank	North Haven	Westminster OS	PTCC II	Eastwood	Plympton Footb. III		
1980-81	Hectorville	MPSM	Kenilworth II	Eastwood	Mitchell Park III	Campbelltown II	Karana		
1981-82	ANZ Bank	Civil Aviation	PTCC	Warradale	Karana	Warradale II	Glenelg Lacrosse		
1982-83	Coro Ramblers	Keswick	Warradale	Savings Bank	Warradale II	North Haven II	Hectorville IV		
1983-84	Coro Ramblers	Norwood Union	Karana	Warradale II	Westminster OS II	Henley OS	Keswick V		
1984-85	Plympton Footb.	Warradale	Plympton Footb. II	Rosewater	Coromandel III	ETSA Cavaliers	Seaview Downs IV		
1985-86	Hectorville	Civil Aviation	Warradale II	Henley OS	State Bank II	St George	State Bank III		
1986-87	Westminster OS	Morphettville Park	Keswick H	Adelaide Cavaliers	St George	Hectorville IV	Norwood Union III		
1987-88	Keswick	Saints	Panorama	Coro Ramblers III	Cowandilla	St George II	Coro Ramblers IV		
1988-89	South Road	Mitchell Park II	St George	Mitchell Park III	PTCC	Osborne	Hectorville IV		
1989-90	Plympton Footb.	State Bank	North Haven	Mitcham	Coromandel III	Osborne II	Plympton Footb. V		
1990-91	Warradale	North Haven	Coro Ramblers II	ANZ Bank II	Plympton Footb. IV	ANZ Bank IV	South Road IV		
1991-92	Warradale	St Marks	Adelaide Cavaliers	Keswick III	St Marks II	Mitsubishi	St Marks III		
1992-93	Warradale	Panorama	Hectorville II	Sheidow Park	North Haven III	Warradale IV	Modbury Heights III		
1993-94	Warradale	Kenilworth	State Bank	St George II	South Road III	Norwood Union II	Sheidow Park II		
1994-95	Coro Ramblers	Sheidow Park	Norwood Union	Plympton Footb. III	Mitchell Park III	Plympton Footb. V	Coromandel IV		
1995-96	Keswick	Plympton Footb. II	Keswick II	Glenelg ANA II	ICC Sharks	Morphettville Pk III	Plympton Footb. VI		
1996-97	South Road	Glenelg ANA	Adelaide Cavaliers	Keswick III	ICC Sharks II	Warradale IV			
1997-98	Plympton Footb.	ICC Sharks	Hectorville II	ICC Sharks II	North Haven III	South Road IV			
1998-99	Coro Ramblers	Hectorville II	Westminster OS	Westminster OS II	Plympton Footb. IV	Morphettville Pk III			
1999-00	Glenelg ANA	Keswick II	ICC Sharks II	St George	Southern II	Keswick IV			
2000-01	Glenelg ANA	Mitchell Park	Coro Ramblers II	Keswick III	Plympton Footb. III	Western Yth C. IV			
2001-02	Western Youth C	Westminster OS	Warradale II	Woodcroft	Keswick IV	Hectorville IV	Coromandel IV		
2002-03	Morphettville Park	Warradale II	Westminster OS II	Plympton Footb. III	Belair	Morphettville Pk III	Coromandel V		
2003-04	Glenelg ANA	Panorama	Sheidow Park II	Woodcroft	Coromandel III	Western Yth C. IV	Westminster OS IV		
2004-05	Glenelg ANA	North Haven	Kenilworth	Seaton II	Sheidow Park III	Sheidow Pk IV	Coro Ramblers IV		
2005-06	Western Youth C	Keswick II	Sheidow Park II	Keswick III	Morphettville Pk III	Coro Ramblers III	Sheidow Pk V		
2006-07	ICC Sharks	South Road	Sheidow Park II	Plympton Footb. III	Sheidow Pk IV	Keswick IV	Coro Ramblers V		
2007-08	South Road	Sheidow Park	Keswick III	Belair	Adelaide Cavaliers	Clapham	ICC Sharks V		
2008-09	Western Youth C	Morphettville Pk	Belair	Keswick IV	Clapham	Mitchell Park IV			
2009-10	Glenelg ANA	Warradale	Morphettville Pk II	Sheidow Pk IV	Western Yth C. III	Warradale III	North Haven VI		
2010-11	Western Youth C	Belair	Coro Ramblers II	ICC Sharks III	Woodcroft	South Park	Belair III		
2011-12	Western Youth C	North Haven	ICC Sharks III	Belair II	ICC Sharks IV	Morphettville Pk IV	Keswick White		
2012-13	Cove	Sheidow Park	Sheidow Park II	Morphettville Pk III	Hamilton	Adelaide Cavaliers	Coro Ramblers IV		
2013-14	Cove	South Road II	Southern	Glenelg ANA II	Adelaide Cavaliers	Kenilworth II	St George II		
2014-15	Cove	Morphett Vale	Mitchell Park	Hamilton	Belair II	Mitchell Park III	Southern II		
2015-16	Keswick	ICC Sharks	Hamilton	ICC Sharks II	Western Yth C. III	Plympton Footb. III	Plympton Footb. IV		
2016-17	Plympton Footb.	North Haven	Warradale	Southern	Warradale II	Morphett Vale	Warradale III	Cove III	Hamilton II
2017-18	Coro Ramblers	ICC Sharks	Keswick II	Fitzroy	Morphett Vale	Plympton Footb. III	North Haven IV	Southern II	Port Noarlunga IV

MOST ASSOCIATION PREMIERSHIPS

MOST ASSOCIATION PREMIERSHIPS										
Total	Club	Div.1	Div.2	Div.3	Div.4	Div.5	Div.6	Div.7	Div.8	Div.9
25 [#]	Keswick	3	3	7	7	1	2	2	-	-
25	Plympton Footballers	6	2	2	5	3	3	4	-	-
20	Morphettville Pk / St Marks	4	6	1	2	2	4	1	-	-
20	Warradale	4	3	4	2	2	4	1	-	-
19	Coro Ramblers	5	2	4	2	1	1	4	-	-
17	Kenilworth	7	6	2	-	1	1	-	-	-
17	South Road	10	2	1	1	1	1	1	-	-
15	Coromandel	4	2	2	1	3	-	3	-	-
14	Sheidow Park	-	3	4	2	2	1	2	-	-
14	North Haven	-	4	2	1	2	2	3	-	-
13	ICC Sharks	1	3	2	3	3	-	1	-	-
11	Mitchell Park	1	3	2	1	2	2	-	-	-
10	Hectorville	3	1	2	-	-	2	2	-	-
9	Western Youth Centre	5	-	-	-	2	2	-	-	-
8	Belair	-	1	2	2	2	-	1	-	-
8	Fulham	4	3	1	-	-	-	-	-	-
8	Glenelg ANA	5	1	-	2	-	-	-	-	-
8	Westminster OS	1	1	2	2	1	-	1	-	-
7	St George	-	-	1	2	1	2	1	-	-
7	ANZ Bank	1	1	1	2	-	2	-	-	-
6	Adelaide Cavaliers	-	-	2	1	2	1	-	-	-
6	Civil Aviation	-	4	1	-	1	-	-	-	-
6	Norwood Union	-	2	1	-	1	1	1	-	-
6	Prospect	6	-	-	-	-	-	-	-	-
6	State Bank / Savings Bank / South Park	-	1	1	1	1	1	1	-	-
6	YMCA	6	-	-	-	-	-	-	-	-

NOTE: Keswick's premiership tally includes Keswick Red/White CYMS premierships in the 1950s & 1960s which may or may not be a pre-cursor to the current Keswick club.

MOST DIVISION 1 PREMIERSHIPS

10	South Road
7	Kenilworth
6	Plympton Footballers
6	YMCA
6	Prospect
5	Western Youth Centre
5	Glenelg ANA
5	Coro Ramblers
4	Morphettville Pk / St Marks
4	Warradale
4	Coromandel
4	Sturt
4	Fulham
4	South United
4	Bowden
3	Keswick
3	Cove
3	Hectorville
3	Hawthorn
3	Southwark
3	St Luke
3	Bankville

MOST CONSECUTIVE DIVISION 1 PREMIERSHIPS

4	Warradale	1990/91 to 1993/94
3	Cove	2012/13 to 2014/15
3	Hawthorn	1937/38 to 1939/40
3	South United	1909/10 to 1911/12
3	Bowden	1899/00 to 1901/02

MOST PREMIERSHIPS IN ONE SEASON

3	St Marks	1991/92 – Divisions 2, 5, 7
3	Warradale	2016/17 – Divisions 3, 5, 7

WARRADALE PREMIERSHIP TEAMS

A GRADE

A GRADE 1981/82 Div. 4	A GRADE 1982/83 Div. 3	A GRADE 1984/85 Div. 2	A GRADE 1990/91 Div. 1	A GRADE 1991/92 Div. 1
Tom Burnett (VC) Bill Burnett Trevor Parham (C) Andrew Hodge Steve Joyce Mike Sheehan Geoff Bell Terry Barker (WK) Mike Aitchison Bob Sinclair Peter Hurcombe OTHER PLAYERS <i>T Patmore (3)</i> <i>Mohan Uppal (3)</i>	Tom Burnett (VC) Rob Edwards Bob Noble Bill Burnett (C) Trevor Parham Steve Joyce Peter Coombe Terry Barker (WK) Frank Papagallo Geoff Bell Tony Jennings OTHER PLAYERS <i>Mike Daly (7)</i> <i>Leigh Jennings (7)</i> <i>John Olliffe (6)</i> <i>Bob Sinclair (4)</i>	Tom Burnett Peter Steer Trevor Parham Bill Burnett (C) Rob Edwards John Williams Peter Coombe (VC) Tony Forster (WK) Herb Cochrane Frank Papagallo Scott Williams OTHER PLAYERS <i>Dave Hodge (5)</i> <i>Terry Barker (5)</i> <i>Geoff Bell (4)</i> <i>Mike Daly (4)</i> <i>Bob Noble (4)</i>	Trevor Parham Rick Mitchell Mark Thiele Mark Williams Bill Burnett (C) John Williams John Hedger Tony Forster (WK,VC) Shane Rusby Peter Coombe Mike Pearce OTHER PLAYERS <i>Noel Browne (10)</i> <i>Graham Harrison (8)</i> <i>Geoff Bell (8)</i> <i>Andrew Conley (7)</i>	Mick Gibbie Rick Mitchell Andrew McDonald John Hedger John Williams Bill Burnett (C) Andrew Conley Tony Forster (WK,VC) Noel Browne Joel Wilkin Shane Rusby OTHER PLAYERS <i>Mark Williams (10)</i> <i>Geoff Bell (8)</i>
A GRADE 1992/93 Div. 1	A GRADE 1993/94 Div. 1	A GRADE 2009/10 Div. 2	A Grade 2016/17 Div. 3	
Mick Gibbie John Frankcom Anton Gutche Bill Burnett (C) Andrew Conley John Hedger Tony Forster (WK,VC) Peter Coombe Shane Rusby Joel Wilkin Mick Barnett OTHER PLAYERS <i>Andrew McDonald (8)</i> <i>Noel Browne (5)</i>	Mick Gibbie Rick Mitchell John Frankcom Anton Gutche Bill Burnett (C) John Williams Andrew Conley Tony Forster (WK,VC) Noel Browne Mick Barnett Shane Rusby OTHER PLAYERS <i>Joel Wilkin (7)</i> <i>John Hedger (5)</i> <i>Peter Duggin (4)</i>	Kristian Schultz Trinity McNamara Phil Davidson Wes Lipsett Derek Lightfoot Brent Harper (C) Richie Dey Brendon Sidon Nick Russell Andrew Huxtable (WK) Ashley Marshall OTHER PLAYERS <i>12th - Paul Temby (8,VC)</i> <i>Mick Dinan (8)</i> <i>Josh Deniet (4)</i>	Anton Balyam (WK,VC) Haimish Ferguson Nick Boden Kristian Schultz Scott Monaghan Paul Temby Josh Deniet (C) Lachlan Ferguson Justin Frost Jack Cornelissen Rowan Williams OTHER PLAYERS <i>David Mahoney (10)</i> <i>Marc Schmiauque (8)</i> <i>Christian Brooker (6)</i> <i>Jacob Matthews (6)</i> <i>Robiul Islam (4)</i>	

- From 1984/85, Grand Final teams are listed in batting order. Prior to that date, players who played at least 3 games and would have most likely played in the finals side are listed as the premiership eleven.
- Other players who played a significant number of games in the season (usually a minimum of 4 games) are listed in italics with the number of games played in brackets.

WARRADALE PREMIERSHIP TEAMS

B, C, D GRADE

B GRADE 1981/82 Div. 6 <p> Mike Daly John Smith Bob Noble Brian Conroy George Manos (WK,VC) Andrew McLaughlin Dave Patmore (C) Dave Hodge Tim Patmore Danny Mazurke Tony Jennings </p> <p> OTHER PLAYERS Richard Gordon (8) Roger Brooks (5) Mohan Uppal (4) Brenton Ranger (4) </p>	B GRADE 1982/83 Div. 5 <p> Mike Daly John Smith George Manos (WK) Brian Conroy (C) Dave Hodge Dave Patmore (VC) Peter Steer Mike Sheehan Peter Hurcombe Tim Patmore Bob Sinclair </p> <p> OTHER PLAYERS Bruce Keen (8) Bob Noble (5) </p>	B GRADE 1983/84 Div. 4 <p> Mike Daly John Smith (VC) Geoff Aitken Andrew Deane Bob Noble Brian Conroy (C) George Manos (WK) Peter Steer Don Cram Geoff Bell Bob Sinclair </p> <p> OTHER PLAYERS Brian Field (5) Mohan Uppal (4) Bruce Keen (4) Dave Patmore (4) </p>	B GRADE 1985/86 Div. 3 <p> Mike Daly (VC) John Smith Bob Noble (WK) Andrew Deane Brian Conroy (C) Grant Craigie Bill Holst Peter Hughes Dave Hodge Geoff Bell Danny Mazurke </p> <p> OTHER PLAYERS Don Cram (10) Mike Brown (7) George Manos (4) </p>	B GRADE 2001/02 Div. 3 <p> Mick Gibbie Greg Alsop (C) Phil Davidson Peter Hughes Dave Palmer Andrew Huxtable (VC) Paul Fuller (WK) John Beattie Richie Dey Mick Lyne Scott Deniet </p> <p> OTHER PLAYERS Trevor Parham (4) Ashley Marshall (4) Rob Edwards (4) </p>
B GRADE 2002/03 Div. 2 <p> Mick Gibbie (C) Dom Gibbie Peter Hughes Phil Davidson Dave Palmer Matthew Barton Rob Edwards Paul Temby (WK) Joel Wilkin (VC) Simon Brammy Scott Williams </p> <p> OTHER PLAYERS Trevor Parham (7) Gavin Conroy (6) John Beattie (4) </p>	B GRADE 2016/17 Div. 5 <p> Dave Palmer (VC) Richie Dey (C) Christian Brooker Peter Hughes Henry Barritt Mark Burrows Gary Wilson Bill Hansberry Dale Brusnahan Greg Marks (WK) Braedon Tonkin </p> <p> OTHER PLAYERS Ashley Marshall (13) Troy Spanton (12) Paul Temby (7) Jacob Matthews (6) Ivan Juric (5) Chris Benson (5) Ryan Simpson (4) Ben Arman (4) </p>			
C GRADE 2009/10 Div. 6 <p> Andrew Conley (C) Trevor Parham (VC) Grant Craigie Peter Hughes Simon Mystuik Dom Gibbie Noel Browne Justin Monahan (WK) Anthony Cadd David Brown Braedon Tonkin </p> <p> OTHER PLAYERS 12th - Ben Pugh (11) John Smith (9) Simon Brammy (5) </p>	C GRADE 2016/17 Div. 7 <p> Tim Smith (WK) Andrew Tonkin Marc Schmiauque Angelo Pansini (VC) Grant Craigie Glenn Harris Anthony Green Jacob Matthews Brett Bryson (C) Ron Scott Daniel Claridge </p> <p> OTHER PLAYERS 12th - Simon Bates (11) Simon Tynski (11) Greg Marks (10) Anthony Martin (8) Matt Clydesdale (6) Bill Hansberry (5) Dale Brusnahan (5) Sam Arman (4) Andrew Woodfield (4) </p>		D GRADE 1992/93 Div. 6 <p> John Gibbie Peter Emery Paul Loughhead Geoff Bell Cameron Dey Brian Conroy (C) Don Cram (WK,VC) Grant Jennings John Hall Peter Humphery Craig Huckstepp </p> <p> OTHER PLAYERS Phil Hedger (9) Shane Barker (7) Terry Barker (4) </p>	D GRADE 1996/97 Div. 6 <p> Geoff Bell (VC) Dave Palmer David Brown Andrew Hodge (C) Peter Thomson John Gibbie Brad Pearce Andrew Brown (WK) Bob Anderson Ashley Marshall Columba Cairney </p> <p> OTHER PLAYERS Mike Brown (5) Bang Luong (4) </p>

WARRADALE PREMIERSHIP PLAYERS

Listed below are the players who have played in three or more premierships for Warradale. Only those players listed in the actual sides above are included. Players listed as 'other players' above are NOT included in the tallies below.

	PREMIERSHIPS					GRAND FINALS		
	A Grade	B Grade	C Grade	D Grade	Total	Played	Won	Lost
Bill Burnett	7				7	8	5	3
Geoff Bell	2	2		2	6	4	3	1
Tony Forster	5				5	8	5	3
Trevor Parham	4		1		5	6	2	3
Mick Gibbie	3	2			5	9	5	4
Peter Hughes		4	1		5	8	4	3
Brian Conroy		4		1	5	3	2	1
John Williams	4				4	7	4	3
Shane Rusby	4				4	5	4	1
Peter Coombe	4				4	3	3	-
Andrew Conley	3		1		4	7	3	3
Bob Noble	1	3			4	1	1	-
John Smith		4			4	3	1	2
Mike Daly		4			4	2	1	1
Dave Palmer		3		1	4	6	4	2
John Hedger	3				3	4	3	1
Rick Mitchell	3				3	3	3	-
Tom Burnett	3				3	2	1	1
Joel Wilkin	2	1			3	7	3	4
Rob Edwards	2	1			3	4	2	2
Noel Browne	2		1		3	6	2	3
Peter Steer	1	2			3	1	1	-
Phil Davidson	1	2			3	4	2	1
Richie Dey	1	2			3	5	2	2
Dave Hodge		3			3	2	1	1
George Manos		3			3	-	-	-
Grant Craigie		1	2		3	4	2	1

WARRADALE GRAND FINAL RECORD

GRADE	PLAYED	WON	LOST	DRAW	YEARS
A Grade	10	6	3	1	1984/85, 90/91, 91/92, 92/93, 93/94, 94/95, 95/96, 96/97, 2009/10, 16/17
B Grade	7	4	3	-	1985/86, 92/93, 99/00, 2001/02, 02/03, 15/16, 16/17
C Grade	3	1	1	1	1990/91, 2009/10, 16/17
D Grade	5	2	3	-	1991/92, 92/93, 96/97, 97/98, 2015/16
Totals	25	13	10	2	

Finals have been played since 1984/85. Prior to that season, the Minor Premier team was automatically the Premier.

Of our 25 Grand Finals,

We have played 15 Grand Finals on AWAY grounds, for 11 wins & 4 losses.

We have played 10 Grand Finals on HOME grounds for 2 wins, 6 losses & 2 draws (rain).

We have played against 17 different clubs (with most GFs against Plympton & Keswick- 3 each)

BEST TEAM PLAYER OF THE SEASON

In 1996/97 the Club decided to introduce a "Magarey Medal" for each team based on a 3-2-1 voting system where all players lodged votes after each game for the best team player. Until 1997/98 votes were totalled for each match and the top 3 vote getters were assigned votes to the value 3-2-1. From 1998/99, it was decided that all votes would be added, giving a possible maximum total of 30 votes for a match for the top player. (10 voters x 3 votes = 30).

Players are not allowed to vote for themselves.

Best team players votes are based on the following 4 criteria:

- Make a positive contribution to team spirit
- Perform well with fielding/bowling/batting
- Display a determined & persistent attitude
- May exceed their normal level of performance

Each medal has been named after a legendary player for each Grade :

- **A Grade : Peter Coombe**, the Club's greatest leg spinner and high scoring no. 7 bat.
- **B Grade : Brian Conroy**, the Club's greatest 6-hitter (230 times!) and 4 times premiership captain
- **C Grade: John Smith**, one of only two players to have made 4000 runs and taken 400 wickets for the club, including 300 wickets in the C Grade after perfecting his trademark stock delivery, 'The Nudra' – the ball that doesn't turn.
- **D Grade : Dave Hodge**, a top all rounder and great fieldsman whose career was cut short by 170 games due to injury. Dave captained the Club in its 1st game in 1979/80 & played his 100th game 24 seasons later in 2003/04.

SEASON	A GRADE PETER COOMBE MEDAL	B GRADE BRIAN 'BOOF' CONROY MEDAL	C GRADE JOHN 'SPIN GUTS' SMITH MEDAL #	D GRADE DAVE 'NOOGE' HODGE MEDAL
1996/97	Andrew CONLEY 10 votes	Trevor PARHAM 9 votes	Rob EDWARDS 10 votes	Vin HODGE 18 votes
1997/98	Tony FORSTER 11 votes	Paul FULLER 10 votes	Dave BROWN 16 votes	Geoff BELL 16 votes
1998/99	Dave LISTON 148 votes	Greg ALSOP 104 votes	John SMITH 163 votes	Ashley MARSHALL 103 votes
1999/00	Russell KING 156 votes	Mick GIBBIE 132 votes	Brenton ROWE 108.5 votes	Dave BROWN 120 votes
2000/01	Anthony WILKIN 127 votes	Greg ALSOP 124 votes	Ashley PARR 68 votes	Geoff BELL 114 votes
2001/02	Mark WILLIAMS 120 votes	Greg ALSOP 130 votes	Ashley MARSHALL 98 votes	Geoff BELL 116 votes
2002/03	Dave BURTENSHAW 132 votes	Mick GIBBIE 152 votes	Mark COREY 114 votes	Andrew SWIFT 83 votes
2003/04	Richard SIDON 159 votes	Scott WILLIAMS 87 votes	John SMITH 91 votes	Steve WILLCOX 132 votes
2004/05	Brendon SIDON 99 votes	Dom GIBBIE 98 votes	Ashley MARSHALL 96 votes	No Team
2005/06	Shaun EDWARDS 137 votes	Anthony WILKIN 121 votes	Andrew HUXTABLE 129 votes	
2006/07	Andrew CONLEY 104 votes	Dave PALMER 105 votes	Trevor PARHAM 91 votes	
2007/08	Brent HARPER 105 votes	Anthony WILKIN 99 votes	Grant CRAIGIE 107 votes	
2008/09	Paul TEMBY 96 votes	Anthony WILKIN 73 votes	Scott WILLIAMS 81 votes	
2009/10	Brent HARPER 110 votes	Derek LIGHTFOOT 104 votes	Andrew CONLEY 105 votes	
2010/11	Paul TEMBY 131 votes	Brenton ROWE 88 votes	Noel BROWNE 85	
2011/12	Rowan WILLIAMS 137 votes	Ashley MARSHALL 127 votes	Paul GEORGE 98 votes	
2012/13	Rowan WILLIAMS 119 votes	Ashley MARSHALL 81 votes	Chad TRUSCOTT 118 votes	
2013/14	Robiul ISLAM 115 votes	Andrew CONLEY 102 votes	Jason FERGUSON 152 votes	Anthony WILKIN 87 votes
2014/15	Josh DENIET 106 votes	Haimish FERGUSON 95 votes	Phil MONAHAN 97 votes	Braedon TONKIN 66 votes
2015/16	Andrew BELSAK 118 votes	Gary WILSON 81 votes	Angelo PANSINI 88 votes	Jack CORNELISSEN 126 votes
2016/17	Josh DENIET 129 votes	Ashley MARSHALL 95 votes	Angelo PANSINI 109 votes	Gary WILSON 127 votes
2017/18	Paul TEMBY 122 votes	Dale BRUSNAHAN 138 votes	Glenn HARRIS 204 votes	n/a

called the 'Spin Guts Medal' since 2014/15, up until 2013/14 it was called the 'Youngster Medal' after Peter Young.

CRICKETER OF THE YEAR

The Warradale Cricketer of the Year award (the "COTY") was the brainchild of President Michael Sheehan in 1981. It was introduced in the third season of the Club and has become recognised as the most prestigious award and aspired to by all players.

The award is based on a points system for the best performed and most dedicated player for the season. Points are awarded for runs, wickets, catches, fielding and attending practice.

THE POINTS SYSTEM

		1981/82 to 1982/83	1983/84 to 1984/85	1985/86 to 1988/89	1989/90 to 2014/15	2015/16 onwards
Batting	1 run	1 point	1 point	1 point	1 point	1 point
Bowling	1 wicket	10 points	15 points	14 points	14 points	14 points
Fielding	1 catch or stumping	10 points	10 points	20 points	20 points	20 points
	1 unassisted run out	10 points	10 points	20 points	20 points	20 points
	1 assisted run out	5 points	5 points	10 points	10 points	10 points
	First fielding vote	10 points	10 points	20 points	20 points	20 points
	Second fielding vote	5 points	5 points	10 points	10 points	10 points
	Third fielding vote	0	0	10 points	10 points	10 points
Practice	Attendance once in week	8 points	8 points	10 points	10 points	8 points *
	Attendance twice in week	10 points	10 points	15 points	15 points	10 points *
	Attendance one night, but permanent employment prevents 2 nd night	-	-	13 points	-	* only half points are awarded for pre-season practice

THE WINNERS...

- 37 COTY awards have been won by 21 players.
- A total of 8 players have won the COTY more than once, with John Williams winning it a record 6 times

... BY GRADE

A GRADE	16	B GRADE	11	C GRADE	7	D GRADE	3
John WILLIAMS	6	Brian CONROY	2	Angelo PANSINI	3	John GIBBIE	3
Kristian SCHULTZ	3	Mick GIBBIE	2	John SMITH	2		
Tony FORSTER	1	Greg ALSOP	1	Danny MAZURKE	1		
Russell KING	1	Andrew DEANE	1	Andrew HUXTABLE	1		
Paul TEMBY	1	Dave PATMORE	1				
Ashley MARSHALL	1	Peter STEER	1				
Brent HAPRER	1	Ashley MARSHALL	1				
Wes LIPSETT	1	Angelo PANSINI	1				
Rowan WILLIAMS	1	Dale BRUSNAHAN	1				

... BY TYPE OF PLAYER

TYPE	TIMES	PLAYERS
Batsmen	4	Brian Conroy (2), Greg ALSOP, Kristian SCHULTZ
Bowlers	1	Rowan WILLIAMS
All rounders	17	John WILLIAMS (4), John GIBBIE (3), Ashley MARSHALL (2), Dave PATMORE, John SMITH, Mick GIBBIE, Andrew HUXTABLE, Russell KING, Brent HARPER, Angelo PANSINI, Dale BRUSNAHAN
Batting all rounders	5	Angelo PANSINI (3), John WILLIAMS, Mick GIBBIE
Bowling all rounders	5	John WILLIAMS, John SMITH, Andrew DEANE, Danny MAZURKE, Peter STEER
Wicketkeeper-Batsmen	5	Kristian SCHULTZ (2), Tony FORSTER, Paul TEMBY, Wes LIPSETT

CRICKETER OF THE YEAR WINNERS

SEASON	WINNER								RUNNER-UP							
	PLAYER	TOT Pts	Gm	Run	Wkt	Ct/ St	Fld Pts	Prac Pts	PLAYER	TOT Pts	Gm	Run	Wkt	Ct/ St	Fld Pts	Prac Pts
1981-82	Dave PATMORE	878	11	244	41	4			Trevor PARHAM	874	11	359	18	12		
1982-83	Brian CONROY	977	11	628	2	8			Bill BURNETT	814	11	432	3	7		
1983-84	Peter STEER	1032	10	196	39	3			Peter COOMBE	876	10	255	27	9		
1984-85	Andrew DEANE	1136	11	161	47	5			Geoff BELL	1024	12	39	37	6		
1985-86	John WILLIAMS	944	11	303	14	3			Bob NOBLE	876	12	306	0	11		
1986-87	John WILLIAMS	1009	9	271	22	4	10	340	Don CRAM	935	11	245	-	17/1	30	290
1987-88	Brian CONROY	1070	11	308	0	15	80	382	Peter COOMBE	956	11	236	27	7	50	152
1988-89	John WILLIAMS	1096	11	255	29	3	60	315	Rob EDWARDS	904	11	375	4	5	40	333
1989-90	John WILLIAMS	1035	11	165	30	4	60	310	Bob NOBLE	1005	11	145	-	11/9	90	370
1990-91	John WILLIAMS	1161	12	283	27	5	60	340	Mike BROWN Danny MAZURKE	1138	12 11	194 318	21 30	12 2	70 40	340 320
1991-92	Danny MAZURKE	1140	11	172	42	2	20	320	Tony FORSTER #	1054	11	187	-	17/15	90	220
1992-93	John SMITH	1042	10	141	34	7	70	215	Tony FORSTER John GIBBIE	918	10 11	138 205	- 32	18/4 1	50 90	290 155
1993-94	John WILLIAMS	995	10	187	22	8	130	210	John GIBBIE	973	11	287	24	6	20	210
1994-95	John GIBBIE	1322	11	400	33	5	50	310	Andrew CONLEY	1133	11	307	19	13	0	300
1995-96	John GIBBIE	1309	11	366	37	4	40	305	Grant CRAIGIE	1298	11	355	27	9	70	315
1996-97	John GIBBIE	1307	10	224	52	4	10	265	Trinity McNAMARA	1260	11	292	32	14	120	120
1997-98	Tony FORSTER	1334	11	514	-	18/9	30	250	Geoff BELL	1216	11	468	22	5	20	320
1998-99	John SMITH	1031	10	234	28	3	30	315	Ashley MARSHALL	1021	11	214	18	9	60	315
1999-00	Russell KING	1387	11	412	25	14	90	255	Dave BROWN	1106	11	147	31	9	50	295
2000-01	Kristian SCHULTZ	1004	11	210	1	22/-	10	330	Anthony WILKIN	951	11	58	47	1	20	195
2001-02	Greg ALSOP	1010	11	562	2	8	10	250	Geoff BELL	954	11	462	8	4	10	290
2002-03	Mick GIBBIE	1225	11	555	25	2	0	280	Ashley MARSHALL	982	11	240	23	4	0	340
2003-04	Mick GIBBIE	921	11	251	20	6	60	210	Steve WILLCOX	860	10	248	23	4	180	30
2004-05	Paul TEMBY	979	11	279	-	24/2	30	150	Ashley MARSHALL	855	11	278	18	3	40	225
2005-06	Andrew HUXTABLE	775	10	241	16	5	140	70	Scott DENIET	746	10	45	24	5	40	225
2006-07	Kristian SCHULTZ	819	11	263	4	9	100	220	Ashley MARSHALL	750	11	66	21	2	80	270
2007-08	Ashley MARSHALL	983	11	160	22	6	70	325	Andrew HUXTABLE	901	11	211	-	16/5	50	220
2008-09	Ashley MARSHALL	894	11	124	25	7	0	280	Paul TEMBY	834	11	305	1	8	130	225
2009-10	Brent HARPER	1010	11	265	30	3	20	245	Paul TEMBY	765	11	204	4	8	110	235
2010-11	Wes LIPSETT	923	11	368	-	18/2	0	155	Ashley MARSHALL	905	11	31	21	11	100	260
2011-12	Rowan WILLIAMS	877	11	64	22	7	80	285	Ashley MARSHALL	860	11	110	25	5	30	270
2012-13	Kristian SCHULTZ	1003	11	298	-	20/2	20	245	Ashley MARSHALL	829	11	130	26	5	10	225
2013-14	Angelo PANSINI	1004	11	357	13	4	100	285	Ashley MARSHALL	801	11	126	20	6	50	225
2014-15	Angelo PANSINI	882	11	185	18	5	40	305	Ashley MARSHALL	738	11	44	26	5	10	220
2015-16	Angelo PANSINI	1185	11	517	23	5	50	196	Jack CORNELISSEN	890	11	186	24	12	120	8
2016-17	Angelo PANSINI	981	14	523	14	2	40	182	Ashley MARSHALL	970	13	260	33	4	0	168
2017-18	Dale BRUSNAHAN	1092	12	292	24	12	150	74	Glenn HARRIS	929	14	693	4	5	80	0

In 1991/92 the B & C's had a forfeit in Round 7. A & D grade players who played in that round were deducted their average points for 1 match to prevent A & D players from having an unfair advantage in the COTY award. As a result, Tony Forster's score is reduced by 83 points, which did not affect the result..

CRICKETER OF THE YEAR — MOST TOP 10s

MOST TIMES IN THE C.O.T.Y. TOP 10

(5 OR MORE)

PLAYER	COTY SEASONS	TIMES IN TOP 10	1ST	2ND	3RD	COMMENTS
Ashley MARSHALL	22	21	2	10	0	Last 21 seasons in top 10
Kristian SCHULTZ	21	15	3	0	3	8 straight in top 10 (03 to 10)
Geoff BELL	33	15	0	3	1	7 straight in top 10 (95 to 01)
Tony FORSTER	14	11	1	2	1	8 straight in top 10 (90 to 97)
John SMITH	36	11	2	0	1	3 straight in top 10
John WILLIAMS	16	10	6	0	0	3 consecutive wins, 7 straight in top 10
Grant CRAIGIE	27	10	0	1	1	5 straight in top 10 (86 to 90)
Peter COOMBE	14	8	0	2	0	6 straight in top 10 (82 to 87)
Paul TEMBY	18	8	1	2	2	5 straight in top 10 (06 to 10)
Bill BURNETT	20	8	0	1	2	5 straight in top 10 (81 to 85)
Andrew CONLEY	30	8	0	1	2	4 th on 3 occasions
Scott DENIET	9	7	0	1	1	7 straight in top 10 (01 to 07)
Mick GIBBIE	13	7	2	0	1	6 straight in top 10 (98 to 03)
Dave BROWN	20	7	0	1	2	4 straight in top 10 (97 to 00)
Rob EDWARDS	28	7	0	1	0	4 straight in top 10 (87 to 90)
John GIBBIE	9	6	3	2	0	6 straight in top 10 (92 to 97)
Rowan WILLIAMS	10	6	1	0	2	6 straight in top 10 (10 to 15)
Brian CONROY	13	6	2	0	1	5 straight in top 10 (81 to 85)
Dave PALMER	22	6	0	0	1	5 straight in top 10 (09 to 13)
Phil DAVIDSON	24	6	0	0	1	5 straight in top 10 (02 to 06)
Peter HUGHES	33	6	0	0	0	Best – 4 th in 89/90, 3 straight in top 10
Trevor PARHAM	34	6	0	1	0	3 straight in top 10
Angelo PANSINI	5	5	4	0	0	4 consecutive wins
Andrew DEANE	6	5	1	0	1	4 straight in top 10
Greg ALSOP	10	5	1	0	0	3 straight in top 10
Bob NOBLE	10	5	0	2	0	Came 2 nd in 89/90 when he had leukaemia
Andrew TONKIN	16	5	0	0	0	Best – 4 th in 06/07

LOOK ALIKES



Wrestler George “The Animal” Steele and two anonymous Warradale Cricketers

CRICKETER OF THE YEAR – RANKINGS OF SELECTED PLAYERS

[illegible]

WARRADALE CC LIFE MEMBERS ACHIEVEMENTS AT TIME OF AWARD

PLAYER	Yrs	Gam	Runs	Wkt	C/St	AWARDS	SERVICE (at time of LM award)
Trevor Parham 79/80 - 93/94	15	156	3737 @27	70 @15	59	Joint Club Founder 1 COTY R/Up; 2 Batting Trophies – 1A, 1B; 2 A Grade Capt trophies; 1 Best Club All Rounder; 4 A Grade Premierships – 1 as Captain;	Joint Club Founder; 12 yrs Club Secretary; 2 yrs Vice President; 15 yrs Management Committee 2 Outstanding Service Awards; 5 yrs Captain – 3A, 2B; 1 yr B Grade Vice Capt
Peter Coombe 82/83 - 95/96	14	110	1605 @34	275 @15	63	4 A Grade Bowling Trophies; 1 A Grade Capt Trophy; 2 Best All Rounder – 1 Club, 1A; 2 R/up COTY; 1 MVP GF; 1 MVP Finals; 4 A Grade Premierships – 1 as V/Capt;	7.5 years President 4x A Grade Vice Capt
Bill Burnett 80/81 - 96/97	16	168 ALL in A	4830 @35	12 @18	Fld 88 WK 9/-	6 A Grade Batting Trophies; 1 A Grade Capt Trophy; 1 R/up COTY; 7 A Grade Premierships – 6 as Captain;	9 years A Grade Capt; 1 Outstanding Service Award; 1 yr Vice President; 4 yrs Manag't C'tee; 7 yrs Social Committee – 2 yrs Chair
Geoff Bell 80/81 - 96/97	17	191	1982 @21	393 @17	63	1 COTY R/Up; 2 Captain's Trophies – 1B, 1D 1 Best B Grade All Rounder; 2 MVP Finals; 6 Bowling Trophies – 1A, 4B, 1D; 1 D Grade Batting Trophy; 6 Premierships – 2A, 2B, 2D – 1 D grade as V/C	8 years Management Committee 8 years Social Committee – 5 years Chairman 2 years Treasurer; 3 years Vice Capt – 1B; 2D 1 Outstanding Service Award
John Smith 80/81 - 97/98	17	156	2682 @22	172 @17	72	3 Bowling Trophies – 1B, 2C; 1 B Grade Batting Trophy; 1 B Grade Captain's Trophy; 2 Club Most Improved; 4 B Grade Premierships;	5 yrs Management Committee; 3 yrs C Grade Captain; 4 yrs Vice Capt – 2B, 2C 1 Outstanding Service Award; Year Book Co-Founder; 15 yrs Year Book Editor
Rob Edwards 82/83 - 98/99	17	176	5193 @31	34 @28	67	8 Batting Trophies – 1A, 4B, 3C; 84 sixes; 1 R/Up COTY; 1 C Grade Best Team Player; 1 Association Batting Trophy – Div 4-7 2 Premiership Teams – 1A, 1B;	1 yr Vice President; 6 yrs Management Committee; 2 yrs Chairman of Selectors; 4 yrs B Grade Capt; 2 yrs C Grade Vice Capt;
Andrew "Vin" Hodge 79/80 - 98/99	20	181	5036 @32	4 @36	81	Joint Club Founder; 4 Batting Trophies – 1A, 1C, 2D 1 President's Trophy; 93 sixes; 2 A Grade Captain's Trophies; 2 Association Batting Trophies – Div 6, Div 5 2 Premiership Teams – 1A, 1D	Joint Club Founder; 1 yr Secretary; 8 yrs Management & 2 yrs Social Committees; 5 yrs Captain – 1C, 4D 2 yrs Vice Captain – 1A, 1B
Tom Burnett 79/80 - 00/01	14	134	3147 @28	23 @14	41	Joint Club Founder 2 A Grade Batting Trophies; 1 A Grade Best All Rounder; 1 President's Trophy	Joint Club Founder; 9 yrs Management Committee; 4 yrs Secretary; 2 yrs Treasurer 8 yrs Social Committee; 2 yrs A Grade V/Capt
John Williams 84/85 - 01/02	15	152 147 in A	3352 @28	326 @16	67	6 COTY awards; 2 Best Club All Rounder; 7 A Grade Bowling Trophies; 2 A Grade Captain's Trophies; 3 MVP Finals; 4 A Grade Premierships; 1 MVP GF;	3 years A Grade Captain
Peter Hughes 85/86 - 02/03	18	205	4008 @21	9 @31	105	Most no. of successive games – 141 First fieldsman to take 100 catches 2 Captain's Trophies – 1B, 1C 3 B Grade Premierships;	1 Outstanding Service Award Established computer statistical data base 11 years Club Statistician and major contributor to Year Book 1992/93 – 2002/03
Andrew Conley 88/89 - 03/04	16	145 141 in A	3747 @28	166 @21	74	2 Best Club All Rounder; 3 A Grade Captain's Trophies; 3 A Grade Premierships;	5 yrs A Grade Captain; 6 yrs Social Committee – 2 as Chair 2 yrs Management Committee
Dom Gibbie 91/92 – 06/07	16	172	3328 @23	44 @24	26	1 B Grade Best Team Player 1 B Grade Batting Trophy; 4 C Grade Batting Trophies 1 B Grade premiership + MVP in Grand Final	3 yrs President 8 yrs Management Committee 3 yrs Capt (2C, 1D); 3 yrs C grade Vice Capt; 1 Outstanding Service Award
Joel Wilkin 91/92 – 06/07	16	179	1156 @12	403 @16	55	2 Team Player of Year – 1A, 1B; 2 A Captain's Trophies; 6 Bowling Trophies – 3A, 3B; 2 President's Trophies; 122 successive games; Association Bowling trophy 00/01; 2 MPV Finals; 3 Premierships -1A; 2B	3 yrs Management Committee 2 yrs B grade Capt; 4 yrs B grade Vice Capt;
Scott Williams 83/84 - 07/08	20	173	559 @7	309 @18	63	2 B grade Bowling Trophies; 2 President's Trophies; 1 Best Fielder; 1 A grade Captains Trophy; 1 Most Improved; 1 B Grade Best Team Player; 2 premierships – A (84/85), B (02/03);	Top supporter of club events and Club Plumber to many.
Grant Craigie 85/86 - 96/97; 03/04- 07/08	17	180	3350 @22	229 @22	67	2 batting trophies – 1B, 1C; 5 B Grade Bowling Trophies; 3 B Grade Captains Trophies; 1 COTY R/Up; 1 President's Trophy; 1 Most Improved; 122 successive games; 1 B Grade Premiership.	10 years Management Committee 3 yrs B grade Capt 1 yr C grade Capt 3 yrs B grade V-Capt; Bar Manager 1989/90
Phil Davidson 93/94 - 08/09	16	172	3673 @21	25 @35	73	2 A grade batting trophies; 2 Best Club Fielder; 1 President's Trophy; 1 Club Most Improved; 2 B grade premierships 01/02-02/03;	3 yrs A grade Capt 5 yrs Management Committee 1 yr Vice President

WARRADALE CC LIFE MEMBERS ACHIEVEMENTS AT TIME OF AWARD

PLAYER	Yrs	Gam	Runs	Wkt	C/St	AWARDS	SERVICE (at time of LM award)
<u>David Brown</u> 94/95 - 11/12	18	166	1829 @14	271 @18	Fld 61 WK 5/-	1 COTY R/up; 7 Bowling Trophies – 4C; 3D; 1 Club Most Improved; 1 Best Club Allrounder; 4 Captains Trophies: 3C; 1D; 2 Best Team Player – 1C, 1D; 2 Premierships -1C, 1D;	3 yrs Management Committee 7 yrs Chair Selection Committee 3 D Grade Capt; 4 C grade Vice Capt Co-Proprietor of the popular Brown Hotel
<u>Kristian Schultz</u> 97/98 - 11/12	15	155 149 in A	3181 @20	30 @33	Fld 43 WK 78 /8	2 COTY awards; 1 MVP Finals; 1 Best Club All Rounder; 1 A grade batting trophy; 1 A Grade Premiership;	5 yrs Social Committee – 2 as Chair; 3 yrs Management Committee ; 1 yr Secretary 2 yrs A grade Capt; 7 yrs A grade Vice Capt 2 Outstanding Service Awards
<u>Mike Sheehan</u> 79/80 - 87/88 Awarded 12/13	9	37	426 @14	6 @26	9	2 Premierships – 1A, 1B;	7 years Club President 1981/82-1987/88; Founder of Cricketer of the Year Award 81/82; Co-founder of the WCC Year Book 1983/84; With his wife Sandra, co-produced the first 6 editions of the Year Book 83/84 to 88/89; Only WCC rep on the Adelaide & Suburban Association Committee and helped initiate their player statistics on computer;
<u>Ash Marshall</u> 96/97 - 12/13	17	191	2179 @14	323 @18	83	2 COTY awards; 6 COTY R/up; 1 MVP Finals; 4 Best Team Player – 1B, 2C, 1D; 3 Captains Trophy – 1C, 2D 5 Bowling trophies 1A, 1B, 2C, 1D; 2 Best Club All Rounder; 2 Premierships- 1A,1D	2 yrs C grade Capt; 3 yrs Management Committee; 2 yrs Secretary; 2 yrs Social Committee;
<u>Brian Conroy</u> 81/82 - 93/94; 98/99 Awarded 13/14	13	122	4033 @32	10 @30	Fld 80 WK 6/1	2 COTY awards; Club record of 230 sixes; Div 5 Association Batting Trophy; 4 batting trophies – 3C, 1D; 1 B Grade Captain's Trophy; 4 Premierships (3B, 1D) – all as captain;	5 yrs B grade Capt 2 yrs D Grade Capt Regularly attended/supported social events.
<u>Jason Conroy</u> 89/90 - 03/04 09/10 - 13/14	20	157	1827 @12	53 @23	Fld 86 WK 7/1	2 Club Best Fielder trophies; 3 Best Fielder r/up; 2 President's Trophies; Club record for most catches in a season (16)	5 yrs Management Committee 1 yr Vice President 2 yrs Social Committee – 1 yr Chair 4 yrs C grade Capt
<u>Andrew Huxtable</u> 90/91 -12/13 Awarded 14/15	20	175	2537 @17	63 @19	Fld 45 WK 123/ 28	1 COTY award; 1 COTY R/up; 1 Most Improved; 2 Club Best Fielder; 1 President's Trophy; 1 A grade Captains Trophy; 1 B Grade Bowling Trophy; 1 Div 1-7 Assoc Wicketkeeping Trophy 1 C grade Team Player; 2 Premierships- 1A,1B;	1 yr C grade Capt; 3 yrs B grade Vice Capt Socially involved in club
<u>Dave Palmer</u> 95/96 - 14/15	19	186	3265 @19	23 @21	93	4 Club Best Fielder; 1 Most Improved; 1 President's Trophy; 3 B Grade Batting Trophies; 1 B grade Best Team Player; 3 Premierships – 2B, 1D;	2 A Grade Capt – Finals 2013/14-14/15 3 B grade Capt; Captain 57 games - won 45%.
<u>Tony Forster</u> 84/85 – 97/98 Awarded 15/16	14	153 149 in A	2831 @26	10 @29	WK 209 /99	1 COTY award; 2 COTY R/up; 74 sixes; 3 Best club all-rounder ; 2 A Grade Batting trophies; 1 A Grade Captains trophy; 1 A Grade Team Player Award; 5 A Grade Premierships; 1 MVP Finals; 1 MVP GF	3 yrs Management Committee 1 yr Social Committee 8 yrs A Grade Vice Capt (incl. 4 premierships) 15 games acting A grade captain Sponsor of Century Bat Trophies
<u>Richie Dey</u> 93/94 – 15/16	21	194	3085 @19	81 @21	Fld 82 WK 13 /1	2 Club Best Fielder Awards; 101 sixes; 2 Club Most Improved Awards; 1 A Grade Captains trophy; 3 Golden Globe Awards; 2 Premierships – 1A,1B;	1 year Management Committee 2 yrs B Grade Captain (won 68%) 1 year B Grade Vice Capt.
<u>Paul Temby</u> 00/01 – 16/17	17	187	3704 @23	62 @21	Fld 76 WK 48 /14	1 COTY; 2 COTY R/up; 1 Club Most Improved; 1 Club Best All rounder; 1 Club Best Fielder; 2 A Grade Best Team Player; 123 sixes; 2 Batting Trophies (1A, 1B); 2 A Grade Captain's Trophies; 2 Premierships (1A, 1B + 1A as 12th man)	1 years Management Committee 2 years Vice Captain (1A, 1B) Acting Captain 3 games Regular supporter of club.
<u>Andrew Tonkin</u> 02/03 – 16/17	15	164	2278 @18	162 @25	Fld 37 WK 3/2	2 Batting Trophies (1B, 1 D); 80 sixes; 3 Bowling Trophies (2B, 1C); 1 C Grade Premiership; 1 A Grade hat trick;	2 years President 2008/09 – 2009/10; 2 years Vice President 6 years Management Committee 1 year Chairman Selectors 4 years Captain (2 B, 2 D); 2 yrs Vice Capt (B)
<u>Dave Hodge</u> 79/80 – 87/88; 90/91 – 91/92; 98/99; 00/01 – 01/02; Awarded 17/18	14	101	1286 @20	82 @19	47	1 B Grade Captain's Trophy; 1 C Grade Batting Trophy; 3 B Grade Premierships;	Captained club's first game. 3 years Social Committee. 1 year A Grade Vice Captain 1 Outstanding Service Award; 1 yr Practice Coordinator; 1 Supporter of Year; Huge contributor to 2nd WCC Year Book. Career stopped by injury.
<u>Noel Browne</u> Played in 20 out of 28 seasons from 90/91 to 17/18	20	155	1367 @17	251 @24	95	1 Div 1 Association Bowling Trophy 3 Bowling trophies (2A, 1C) 1 C grade Best Team Player 3 Premierships (2A, 1C); 40 sixes.	3 years Social Committee.

WARRADALE CC LIFE MEMBERS ACHIEVEMENTS AT TIME OF AWARD

Andrew Brown 93/94 – 08/09 Awarded 17/18	16	164	964 @ 8	3 @26	Fld 3 WK 118 /49	2 Captain's Trophies (1C, 1D); 1 D Grade Premiership; 12 sixes;	3 years D Grade Vice Captain; Regular attendance at the Club; Co-Proprietor of the popular Brown Hotel which was regularly frequented by players on Saturday nights after matches;
Phil Monahan 05/06 – 17/18	13	140	2805 @21	15 @33	Fld 27 WK 3/-	3 Batting Trophies (1B, 2C); 1 D Grade Captain's Trophy; 1 C Grade Best Team Player; 79 sixes	3 years President 2010/11 - 2012/13; 5 years Vice President 10 years Management Committee. 1 year Chairman of Selectors. 4 years Captain (3B, 1C); 1 year Vice Capt (B)

WARRADALE CRICKET CLUB LIFE MEMBERSHIP POLICY

Updated and approved April 2016

PURPOSE

The purpose of Life Membership is to recognise outstanding, long term service to the Club which includes contribution as a **player**, **on-field service** and **off-field service**.

It is the Club's highest service award and therefore is to be granted in only exceptional circumstances.

CRITERIA FOR LIFE MEMBERSHIP

A maximum of 2 Life Memberships may be awarded in any one year.

To be awarded Life Membership, the character, personal standing and behaviour of the candidate should be beyond reproach.

Criteria shall include:

- 1) Length of service and amount of service
- 2) Type of service and roles, including levels of responsibility
- 3) Quality, value and impact of the service

Length of service should be of the order of 15 years which may be a combination of playing, on-field service and off-field service, some of which may occur concurrently.

- *Life Membership may be awarded for a lesser time period if the service is exceptionally outstanding, has involved a high level of sustained responsibility, a high time input and has had high benefit to the Club*
- *Life Membership may be awarded for a longer time period for sustained service for other less responsible roles.*

POINTS SYSTEM

The following points system shall be used as a general guideline to determine if minimum eligibility criteria are met.

PLAYER AND ON-FIELD SERVICE		OFF-FIELD SERVICE	
Type of Service	Points	Type of Service	Points
Player – Full Season (≥6 games in a season)	1 per season	Active Management Committee Member	1 per season
Player – Part Season (≤5 games in a season)	0.1 per match	President	2 per season
Quality Player contribution / Elite Player	1 in career	Vice President, Treasurer, Secretary	1.5 per season
Captain	1 per season	Regular attendance at Club, after games, at social events	1 in career
Vice-captain	0.5 per season	Informal contribution – assessed on individual basis	1 or more in career
COTY Award	1 per award		
COTY Runner-up	0.5 per award		
➤ As a general guideline, a minimum of 20 points is required to be eligible for Life Membership.			
➤ Meeting minimum eligibility criteria does not entitle a person to Life Membership.			

SELECTION PROCESS

The Management Committee shall be responsible for awarding Life Membership and may decide to delegate to a Life Membership Selection Committee to recommend persons for Life Membership.

The Management Committee may decide not to award a Life Membership to a player because of unacceptable behaviour.

RECOGNITION

Life Membership is to be normally awarded at the annual Trophy Presentation Night or any other significant event such as the Annual General Meeting at the discretion of the Management Committee.

Recognition shall consist of a Life Membership Badge, a Life Membership certificate or record documenting the achievements, name on the Honour Board and any other item deemed appropriate by the Management Committee.

EXAMPLE OF POINTS SYSTEM (to be used as a guide)

JASON CONROY (as of 2013/14)			BRIAN CONROY (as of 2013/14)		
14 full seasons	=	14	11 full seasons	=	11
6 part seasons	=	1.4	2 part seasons	=	0.6
4 yrs Capt	=	4	8 yrs Capt	=	8
4 management committee	=	4	Quality player contribution	=	1
3 social committee	=	3	awards	=	2
TOTAL		26.4	TOTAL		22.6

WARRADALE & AUSTRALIAN TEST PLAYER NUMBERS - 1 TO 180

Plyr No.	Warradale Players	Season	Debut Rnd	Gr	Dv	Australian Test Players	debut	Plyr No.	Warradale Players	Season	Debut Rnd	Gr	Dv	Australian Test Players	debut
1	AITCHISON Mike	1979/80	r 1	A	6	Charles Bannerman	1877	91	DOHERTY Jack	1988/89	r 1	A	1	Vernon Ransford	1907
2	BARKER Terry	1979/80	r 1	A	6	Jack Blackham	1877	92	FRANKCOM John	1988/89	r 1	A	1	Roger Hartigan	1908
3	FORDHAM Dave	1979/80	r 1	A	6	Bransby Cooper	1877	93	HARRISON Graham	1988/89	r 1	B	2	Jack O'Connor	1908
4	GOODLET Ross	1979/80	r 1	A	6	Tom Garrett	1877	94	PEARCE Mike	1988/89	r 1	B	2	Warren Bardsley	1909
5	HODGE David	1979/80	r 1	A	6	Dave Gregory	1877	95	WILLIAMS Mark	1988/89	r 1	B	2	Bill Whitty	1909
6	HURCOMBE Peter	1979/80	r 1	A	6	Ned Gregory	1877	96	MCMAHON Peter	1988/89	r 3	B	2	Charles Kelleway	1910
7	JOYCE Steve	1979/80	r 1	A	6	John Hodges	1877	97	CONLEY Andrew	1988/89	r 4	A	1	Ranji Hordern	1911
8	KING Dave	1979/80	r 1	A	6	Tom Horan	1877	98	LAIRD Dean	1988/89	r 5	B	2	Roy Minnett	1911
9	MANETTA Phil	1979/80	r 1	A	6	Tom Kendall	1877	99	SUTHERLAND Alan	1988/89	r 9	A	1	Jimmy Matthews	1912
10	PATMORE Tim	1979/80	r 1	A	6	Billy Midwinter	1877	100	KUSTERMANN Bernie	1988/89	r10	B	2	John McLaren	1912
11	SINCLAIR Bob	1979/80	r 1	A	6	Nat Thomson	1877	101	MCDONALD Kym	1989/90	r 1	A	1	Barlow Carkeek	1912
12	BURNETT Tom	1979/80	r 2	A	6	Thomas Kelly	1877	102	CURRAN John	1989/90	r 1	B	3	Sid Emery	1912
13	DENNIS Kevin	1979/80	r 2	A	6	Billy Murdoch	1877	103	SANTOS John	1989/90	r 1	B	3	Claude Jennings	1912
14	HODGE Andrew	1979/80	r 2	A	6	Fred Spofforth	1877	104	BOREHAM Chris	1989/90	r 1	C	6	David Smith	1912
15	PARHAM Trevor	1979/80	r 2	A	6	Frank Allan	1879	105	BRIDEAOCKE Stewart	1989/90	r 1	C	6	Edgar Mayne	1912
16	PATMORE Dave	1979/80	r 3	A	6	Alick Bannerman	1879	106	CONROY Jason	1989/90	r 1	C	6	Herbie Collins	1920
17	SHEEHAN Mike	1979/80	r 4	A	6	Harry Boyle	1879	107	PEARCE Darren	1989/90	r 1	C	6	Jack Gregory	1920
18	ROBERT-SMITH Phil	1979/80	r 6	A	6	George Alexander	1880	108	TULL Darren	1989/90	r 1	C	6	Arthur Mailey	1920
19	CAMPBELL Peter	1980/81	r 1	A	5	George Bonnor	1880	109	WILLCOX Steve	1989/90	r 1	C	6	Bert Oldfield	1920
20	PELGRAVE Greg	1980/81	r 1	A	5	Thomas Groube	1880	110	WILLIS Doug	1989/90	r 1	C	6	Nip Pellew	1920
21	THOMPSON Phil	1980/81	r 1	A	5	Percy McDonnell	1880	111	GARRICK Paul	1989/90	r 2	B	3	Jack Ryder	1920
22	BAILEY Kym	1980/81	r 1	B	7	William Moule	1880	112	ELLIS Steve	1989/90	r 2	C	6	Johnny Taylor	1920
23	DALY Mick	1980/81	r 1	B	7	George Palmer	1880	113	FITZGERALD Ron	1989/90	r 2	C	6	Roy Park	1921
24	EIME Barry	1980/81	r 1	B	7	James Slight	1880	114	HUCKSTEPP Craig	1989/90	r 2	C	6	Ted McDonald	1921
25	JENNINGS Tony	1980/81	r 1	B	7	William Cooper	1882	115	YOUNG Peter	1989/90	r 2	C	6	Tommy Andrews	1921
26	MANOS George	1980/81	r 1	B	7	Edwin Evans	1882	116	HEDGER John	1989/90	r 3	B	3	Hunter Hendry	1921
27	NOBLE Bob	1980/81	r 1	B	7	George Giffen	1882	117	HEDGER Phil	1989/90	r 3	B	3	Bill Ponsford	1924
28	SMITH John	1980/81	r 1	B	7	Hugh Massie	1882	118	EGERT Eric	1989/90	r 4	C	6	Arthur Richardson	1924
29	SPURWAY Brett	1980/81	r 1	B	7	George Coulthard	1882	119	HUGHES Adam	1989/90	r 4	C	6	Vic Richardson	1924
30	BELL Geoff	1980/81	r 2	B	7	Sammy Jones	1882	120	BROWNE Noel	1990/91	r 1	A	1	Albert Hartkopf	1925
31	COX Andrew	1980/81	r 2	B	7	Henry Scott	1884	121	RUSBY Shane	1990/91	r 1	B	3	Clarrie Grimmett	1925
32	BURNETT Bill	1980/81	r 4	A	5	William Bruce	1885	122	CRUICKSHANK Darren	1990/91	r 1	C	6	Alan Kippax	1925
33	PAPAGALLO Frank	1980/81	r 4	A	5	Affie Jarvis	1885	123	HARRIS A	1990/91	r 1	C	6	Bill Woodfull	1926
34	MAZURKE Danny	1980/81	r 4	B	7	Alfred Marr	1885	124	KENDALL Wayne	1990/91	r 1	C	6	Donald Bradman	1928
35	WEEKLY D	1980/81	r 4	B	7	Samuel Morris	1885	125	THIELE Mark	1990/91	r 2	B	3	Bert Ironmonger	1928
36	CONROY Alan	1980/81	r 6	B	7	Henry Musgrove	1885	126	CAMERON Scott	1990/91	r 3	C	6	Don Blackie	1928
37	RANGER Brenton	1980/81	r 6	B	7	Roland Pope	1885	127	CATTRALL Jason	1990/91	r 3	C	6	Otto Nothling	1928
38	BILLICH Ray	1980/81	r 7	B	7	William Robertson	1885	128	CONROY Richard	1990/91	r 4	B	3	Ted A'Beckett	1929
39	ROBERTS Neville	1980/81	r 8	A	5	John Trumble	1885	129	COOMBE Craig	1990/91	r 4	C	6	Ron Oxenham	1929
40	BURGESS S	1980/81	r 8	B	7	Jack Worrall	1885	130	HUXTABLE Andrew	1990/91	r 6	C	6	Archie Jackson	1929
41	CONROY Brian	1981/82	r 1	A	4	Patrick McShane	1885	131	EMERY Peter	1990/91	r 7	C	6	Alan Fairfax	1929
42	BROOKS Roger	1981/82	r 1	B	6	Francis Walters	1885	132	SHAW Phil	1990/91	r 7	C	6	Percy Hornbrook	1929
43	GORDON Richard	1981/82	r 1	B	6	John McIlwraith	1886	133	MITCHELL Rick	1990/91	r 8	B	3	Tim Wall	1929
44	McLACHLAN Andrew	1981/82	r 1	B	6	John Ferris	1887	134	GIBBIE Mick	1991/92	r 1	A	1	Stan McCabe	1930
45	MILLARD Peter	1981/82	r 1	B	6	Henry Moses	1887	135	BARNETT Mick	1991/92	r 1	B	2	Alexander Hurwood	1930
46	UPPAL Mohan	1981/82	r 4	B	6	Charles Turner	1887	136	FULLER Paul	1991/92	r 1	B	2	Keith Rigg	1931
47	NOBLE Brad	1981/82	r 6	B	6	Reginald Allen	1887	137	MCDONALD Andrew	1991/92	r 1	B	2	Jack Nitschke	1931
48	JENNINGS Leigh	1981/82	r10	A	4	Frederick Burton	1887	138	WILKIN Anthony	1991/92	r 1	B	2	Philip Lee	1931
49	KUHN Graeme	1981/82	r10	B	6	John Cottam	1887	139	DEY Cameron	1991/92	r 1	C	5	Bill Hunt	1932
50	HOLST Bill	1982/83	r 1	A	3	Walter Giffen	1887	140	DONNELLAN Mick	1991/92	r 1	C	5	Bill O'Reilly	1932
51	OLIFFE John	1982/83	r 1	A	3	Jack Lyons	1887	141	GIBBIE Dom	1991/92	r 1	C	5	Pud Thurlow	1932
52	KEEN Bruce	1982/83	r 1	B	5	John Edwards	1888	142	McCULLOUGH Mick	1991/92	r 1	C	5	Jack Fingleton	1932
53	COOMBE Peter A	1982/83	r 3	A	3	Harry Trott	1888	143	HUMPHREY Peter	1991/92	r 2	C	5	Laurie Nash	1932
54	EDWARDS Rob	1982/83	r 6	B	5	Sammy Woods	1888	144	COOMBE Peter J	1991/92	r 2	D	6	Lisle Nagel	1932
55	STEER Peter	1982/83	r 6	B	5	Jack Barrett	1890	145	GIBBIE John	1991/92	r 2	D	6	Leo O'Brien	1933
56	WILLIAMS Scott	1983/84	r 1	A	2	Kenneth Burn	1890	146	KNOWLES Matthew	1991/92	r 2	D	6	Ernest Bromley	1933
57	AITKEN Geoff	1983/84	r 1	B	4	Percie Charlton	1890	147	LOUKES Grae	1991/92	r 4	D	6	Len Darling	1933
58	PLATTEN Shaun	1983/84	r 1	B	4	Syd Gregory	1890	148	BLACK Paul	1991/92	r 5	D	6	Hammy Love	1933
59	DEANE Andrew	1983/84	r 2	B	4	Hugh Trumble	1890	149	EMERY Joe	1991/92	r 5	D	6	Harry Alexander	1933
60	CRAM Don	1983/84	r 3	B	4	Sydney Callaway	1892	150	LOUGHEAD Paul	1991/92	r 8	D	6	Bill Brown	1934
61	FIELD Brian	1983/84	r 3	B	4	Harry Donnan	1892	151	O'LEARY Patrick	1991/92	r 8	D	6	Arthur Chipperfield	1934
62	COCHRANE Herb	1983/84	r 4	B	4	Bob McLeod	1892	152	GUTSCHE Anton	1992/93	r 1	A	1	Hans Ebeling	1934
63	WILLIAMS Peter	1983/84	r 4	B	4	Harry Graham	1893	153	DUGGIN Peter	1992/93	r 1	B	2	Chuck Fleetwood-Smith	1935
64	LOGAN Derek	1984/85	r 1	B	3	Joe Darling	1894	154	BARKER Shane	1992/93	r 1	D	6	Ernie McCormick	1935
65	WILLIAMS John	1984/85	r 1	B	3	Frank Iredale	1894	155	PERRYMAN Gavin	1992/93	r 2	C	4	Jack Badcock	1936
66	WILLSHIRE Steve	1984/85	r 1	B	3	Ernie Jones	1894	156	WILSON Bernie	1992/93	r 4	C	4	Ray Robinson	1936
67	FORSTER Tony	1984/85	r 2	B	3	Charlie McLeod	1894	157	JENNINGS Grant	1992/93	r 4	D	6	Morris Sievers	1936
68	SHIPP Andrew	1984/85	r 7	B	3	John Reedman	1894	158	BALDOCK Gary	1992/93	r 7	D	6	Frank Ward	1936
69	STAUDE Craig	1985/86	r 1	A	1	Arthur Coningham	1895	159	HALL John	1992/93	r 9	D	6	Ross Gregory	1937
70	BROWN Mike	1985/86	r 1	B	3	John Harry	1895	160	DEY Richard	1993/94	r 1	C	4	Ben Barnett	1938
71	EVERITT Gary	1985/86	r 1	B	3	Albert Trott	1895	161	BROWN Andrew	1993/94	r 1	D	5	Lindsay Hassett	1938
72	HALTON S	1985/86	r 1	B	3	Tom McKibbin	1895	162	McNAMARA Trinity	1993/94	r 1	D	5	Mervyn Waite	1938
73	HUMPHREYS C	1985/86	r 1	B	3	Charles Eady	1896	163	BROOKS Alan	1993/94	r 2	B	2	Sid Barnes	1938
74	RIPPINGALE B	1985/86	r 1	B	3	Clem Hill	1896	164	WOOD Shane	1993/94	r 3	D	5	Ian Johnson	1946
75	MEDWELL Ted	1985/86	r 2	B	3	James Kelly	1896	165	HERBERTSON Dave	1993/94	r 6	B	2	Ray Lindwall	1946
76	SMITH Wayne	1985/86	r 2	B	3	Monty Noble	1898	166	HARGRAVES Craig	1993/94	r 6	C	4	Colin McCool	1946
77	CRAIGIE Grant	1985/86	r 5	B	3	Bill Howell	1898	167	DAVIDSON Phil	1993/94	r 6	D	5	Ken Meuleman	1946
78	HUGHES Peter	1985/86	r 5	B	3	Frank Laver	1899	168	WATSON Chris	1993/94	r 6	D	5	Keith Miller	1946
79	TRAPPETT Doug	1985/86	r11	B	3	Victor Trumper	1899	169	LANDORF Jason	1993/94	r 8	D	5	Don Tallon	1946
80	BRIDGLAND Andrew	1986/87	r 1	B	2	Warwick Armstrong	1902	170	McWILLIAMS Steve	1993/94	r 8	D	5	Ernie Toshack	1946
81	DAVIS Glen	1986/87	r 1	B	2	Reggie Duff	1902	171	THILTHORPE Ben	1993/94	r10	B	2	Arthur Morris	1946
82	DAVY Bruce	1986/87	r 2	B	2	Albert Hopkins	1902	172	LINDSAY Darryl	1993/94	r11	D	5	George Tribe	1946
83	HURE Arron	1986/87	r 2	B	2	Jack Saunders	1902	173	BRAMMY Simon	1994/95	r 1	C	4	Fred Freer	1946
84	McGORRAN Ian	1986/87	r 3	B	2	Joe Travers	1902	174	BROWN David F	1994/95	r 1	C	4	Bruce Dooland	1947
85	CHURCHETT Russell	1986/87	r 5	B	2	Albert Cotter	1904	175	SCOTT Ron	1994/95	r 1	C	4	Merv Harvey	1947
86	HALL Michael	1987/88	r 1	B	2	Peter McAlister	1904	176	HOUGH Damien	1994/95	r 1	D	5	Ron Hamence	1947
87	ROSS Des	1987/88	r 1	B	2	Algy Gehrs	1904	177	WAGNER Martin	1994/95	r 1	D	5	Bill Johnston	1947
88	BLANKS Owen	1987/88	r 9	B	2	Sammy Carter	1907	178	CLARE Hamish	1994/95	r 2	D	5	Neil Harvey	1948
89	GRAY Peter	1987/88	r 9	B	2	Gerry Hazlitt	1907	179	WELCH Gary	1994/95	r 2	D	5	Len Johnson	1948
90	LOY David	1987/88	r 9	B	2	Charles Macartney	1907	180	LANDORF Aaron	1994/95	r 3	C	4	Sam Loxton	1948

WARRADALE & AUSTRALIAN TEST PLAYER NUMBERS — 181 TO 360

Plyr No.	Warradale Players	Debut Season	Rnd	Gr	Dv	Australian Test Players	debut
181	RILEY Ian	1994/95	r 3	C 4		Doug Ring	1948
182	THOMSON Peter	1994/95	r 3	D 5		Ron Sagggers	1948
183	PLENDERLEITH Rob	1994/95	r 4	C 4		Jack Moroney	1949
184	ANDERSON Mark	1994/95	r 4	D 5		Geff Noblet	1950
185	COPLEY Steve	1994/95	r 4	D 5		Jack Iverson	1950
186	COLTON Don	1994/95	r 5	D 5		Ken Archer	1950
187	McMAHON Danny	1994/95	r 6	C 4		Jim Burke	1951
188	O'LEARY Matthew	1994/95	r 6	C 4		Graeme Hole	1951
189	ANDERSON Rob	1994/95	r 6	D 5		Gil Langley	1951
190	GOLDSWORTHY Paul	1994/95	r 6	D 5		Richie Benaud	1952
191	McDONALD M	1994/95	r 6	D 5		Colin McDonald	1952
192	WILLOUGHBY Kate	1994/95	r 6	D 5		George Thoms	1952
193	JAMES Matthew	1994/95	r 7	C 4		Ron Archer	1953
194	JAMES Michael	1994/95	r 7	C 4		Ian Craig	1953
195	PEDLER Ray	1994/95	r 7	C 4		Alan Davidson	1953
196	IRELAND M	1994/95	r 7	D 5		John Hill	1953
197	KRAGTON Matthew	1994/95	r 8	C 4		Jim de Courcy	1953
198	BRAMMY Luke	1994/95	r 9	C 4		Les Favell	1954
199	ECKERT Rob	1994/95	r 9	D 5		Len Maddocks	1955
200	HOPPENBROUWERS Ron	1994/95	r 9	D 5		Peter Burge	1955
201	WALL Darren	1994/95	r10	C 4		Bill Watson	1955
202	WEEKS Steve	1995/96	r 1	A 1		Pat Crawford	1956
203	WOODFIELD Andrew	1995/96	r 1	C 5		Ken Mackay	1956
204	GREEN Paul	1995/96	r 1	D 6		Jack Rutherford	1956
205	LOY Tony	1995/96	r 1	D 6		Jack Wilson	1956
206	PALMER Dave	1995/96	r 1	D 6		Wally Grout	1957
207	LITSTER Dave	1995/96	r 2	C 5		Lindsay Kline	1957
208	WILLOUGHBY Dave	1995/96	r 2	C 5		Ian Meckliff	1957
209	BILLING Jarrod	1995/96	r 4	D 6		Bob Simpson	1957
210	MADDERN Ashley	1995/96	r 6	C 5		Ron Gaunt	1958
211	CHAN Anthony	1995/96	r 6	D 6		Norm O'Neill	1958
212	LUONG Bang	1995/96	r 6	D 6		Keith Slater	1959
213	TAO Nigel	1995/96	r 6	D 6		Gordon Rorke	1959
214	DAWES Mark	1995/96	r 7	B 3		Gavin Stevens	1959
215	GLENVILLE Jim	1995/96	r 9	C 5		Barry Jarman	1959
216	MULDERS Bill	1995/96	r11	D 6		Johnny Martin	1961
217	PARKER John	1996/97	r 1	C 5		Frank Misson	1961
218	ROWE Brenton	1996/97	r 1	C 5		Des Hoare	1961
219	CAIRNEY Columba	1996/97	r 1	D 6		Bill Lawry	1961
220	JOLLY Steven	1996/97	r 1	D 6		Garth McKenzie	1961
221	MARSHALL Ashley	1996/97	r 1	D 6		Brian Booth	1961
222	PEARCE Brad	1996/97	r 8	D 6		Colin Guest	1963
223	BURTENSHAW Dave	1997/98	r 1	A 1		Barry Shepherd	1963
224	THORNBORROW Wayne	1997/98	r 1	A 1		Neil Hawke	1963
225	WISMAN Troy	1997/98	r 1	C 4		Alan Connolly	1963
226	WILKINS Graham	1997/98	r 1	D 5		Tom Veivers	1963
227	FLEMING Brian	1997/98	r 2	C 4		Ian Redpath	1964
228	LITON Dave	1997/98	r 3	A 1		Grahame Corling	1964
229	SCOTT Anthony	1997/98	r 3	D 5		Bob Cowper	1964
230	ALSO Greg	1997/98	r 4	C 4		Rex Sellers	1964
231	GREEN Anthony	1997/98	r 4	D 5		Ian Chappell	1964
232	MAYFIELD Graham	1997/98	r 8	D 5		David Sincok	1964
233	SCHULTZ Kristian	1997/98	r 9	B 2		Laurie Mayne	1965
234	BARNES Michael	1998/99	r 1	B 2		Peter Philpott	1965
235	RICHARDSON Dan	1998/99	r 1	B 2		Graeme Thomas	1965
236	MARTIN David	1998/99	r 1	D 5		Peter Allan	1965
237	BONNEY Zeb	1998/99	r 2	B 2		Doug Walters	1965
238	LAWRENCE Pierre	1998/99	r 2	B 2		Keith Stackpole	1966
239	BARRETT Dion	1998/99	r 2	C 4		David Renneberg	1966
240	JEFFREY Jack	1998/99	r 2	D 5		Brian Taber	1966
241	RANKINE Mark	1998/99	r 2	D 5		Graeme Watson	1967
242	FERRIS Shane	1998/99	r 3	A 1		John Gleeson	1967
243	DOHERTY Geoff	1998/99	r 5	D 5		Paul Sheahan	1967
244	VINCENT Wayne	1998/99	r11	A 1		Eric Freeman	1968
245	BEATTIE John	1999/00	r 1	A 1		Les Joslin	1968
246	KING Russell	1999/00	r 1	A 1		John Inverarity	1968
247	SWIFT Andrew	1999/00	r 1	B 2		Ashley Mallett	1968
248	STEWART Malcolm	1999/00	r 1	C 4		Terry Jenner	1970
249	HAYES Daniel	1999/00	r 1	D 5		Rod Marsh	1970
250	GOUGH Aaron	1999/00	r 2	C 4		Alan Thomson	1970
251	OP'THOOG Matthew	1999/00	r 2	D 5		Greg Chappell	1970
252	DINAN Mick	1999/00	r 3	B 2		Ross Duncan	1971
253	GRINDROD Les	1999/00	r 3	D 5		Kerry O'Keeffe	1971
254	YEO Brent	1999/00	r 3	D 5		Dennis Lillee	1971
255	O'CONNELL Lachlan	1999/00	r 4	A 1		Tony Dell	1971
256	EASTHAM Dave	1999/00	r 5	C 4		Ken Eastwood	1971
257	JESSER Rob	1999/00	r 5	C 4		David Colley	1972
258	LYNE Mick	1999/00	r 5	D 5		Bruce Francis	1972
259	DUBSKY Matthew	1999/00	r 6	C 4		Ross Edwards	1972
260	MELLORS Greg	1999/00	r 6	D 5		Bob Massie	1972
261	QUINN Simon	1999/00	r 7	A 1		John Benaud	1972
262	McDONALD Gavin	2000/01	r 1	C 4		Jeff Thomson	1973
263	MYSTUIK Simon	2000/01	r 1	C 4		Max Walker	1973
264	RAY Dave	2000/01	r 1	C 4		John Watkins	1973
265	PARR Ashley	2000/01	r 2	C 4		Jeff Hammond	1973
266	REILLY S	2000/01	r 2	C 4		Ian Davis	1974
267	THOMPSON Brett	2000/01	r 3	C 4		Gary Gilmour	1974
268	NOBLE Graham	2000/01	r 3	D 5		Geoff Dymock	1974
269	PARR Matthew	2000/01	r 4	C 4		Alan Hurst	1974
270	DENIET Scott	2000/01	r 4	D 5		Ashley Woodcock	1974
271	HARMAN Tyler	2000/01	r 4	D 5		Wally Edwards	1974
272	TEMBY Paul	2000/01	r 4	D 5		Rick McCosker	1975
273	WATTERS Jason	2000/01	r 4	D 5		Alan Turner	1975
274	SIDON Brendon	2000/01	r 5	C 4		Gary Cosier	1975
275	BARTON Matthew	2000/01	r 5	D 5		Graham Vallop	1976
276	PICK Dennis	2000/01	r 6	B 2		David Hookes	1977
277	MILLER Luke	2000/01	r 7	C 4		Len Pascoe	1977
278	EASTHAM Graham	2000/01	r10	C 4		Richie Robinson	1977
279	RYAN Damien	2000/01	r10	C 4		Craig Serjeant	1977
280	CASPERS Brodie	2001/02	r 1	D 6		Ray Bright	1977
281	CHYER Paul	2001/02	r 1	D 6		Kim Hughes	1977
282	HODGE Matthew	2001/02	r 1	D 6		Mick Malone	1977
283	REDFERN Barry	2001/02	r 1	D 6		Wayne Clark	1977
284	BALSARINI Peter	2001/02	r 2	B 3		Paul Hibbert	1977
285	COREY Mark	2001/02	r 2	C 5		Tony Mann	1977
286	WILSON Jarrod	2001/02	r 2	D 6		David Ogilvie	1977
287	CONROY Gavin	2001/02	r 3	D 6		Steve Rixon	1977
288	HUTCHINSON Darren	2001/02	r 7	C 5		Peter Toohey	1977
289	TUMES John	2001/02	r 8	A 1		John Dyson	1977
290	SIDON Richard	2002/03	r 1	A 1		Sam Gannon	1977
291	FEUTRIL Dave	2002/03	r 1	C 4		Ian Callen	1978
292	McWILLIAM Paul	2002/03	r 1	C 4		Rick Darling	1978
293	TONKIN Andrew	2002/03	r 1	C 4		Graeme Wood	1978
294	BIRD Derek	2002/03	r 1	D 6		Bruce Yardley	1978
295	HEHIR Darren	2002/03	r 1	D 6		Jim Higgs	1978
296	TRINDER Clinton	2002/03	r 5	D 6		Trevor Laughlin	1978
297	COX Ian	2002/03	r 6	D 6		Rodney Hogg	1978
298	FERRETT Mick	2002/03	r 6	D 6		John Maclean	1978
299	GRAHAM Darren	2002/03	r 7	C 4		Allan Border	1979
300	SHEARER Duncan	2002/03	r 7	D 6		Phil Carlson	1979
301	SIMPSON Lance	2002/03	r 8	C 4		Kevin Wright	1979
302	GAUCI Dave	2002/03	r10	D 6		Andrew Hilditch	1979
303	ALLEN Cameron	2003/04	r 1	C 4		Peter Sleep	1979
304	FORSTER Sean	2003/04	r 1	C 4		Dav Whatmore	1979
305	LIDDY Josh	2003/04	r 1	C 4		Jeff Moss	1979
306	LORD Adam	2003/04	r 1	C 4		Bruce Laird	1979
307	MARSHALL Nick	2003/04	r 1	C 4		Julien Wiener	1979
308	DENIET Josh	2003/04	r 1	D 6		Graeme Beard	1980
309	HEDGER Nathan	2003/04	r 1	D 6		Geoff Lawson	1980
310	BRAYSHER Brad	2003/04	r 2	C 4		Terry Alderman	1981
311	SLEEP Robert	2003/04	r 2	C 4		Trevor Chappell	1981
312	MACK Dustin	2003/04	r 2	D 6		Martin Kent	1981
313	DUNN Scott	2003/04	r 4	B 2		Mike Whitney	1981
314	SIMPSON Andrew	2003/04	r 4	C 4		Dirk Wellham	1981
315	SMITH Dave	2003/04	r 5	A 1		Greg Ritchie	1982
316	NICKOLAI Darren	2003/04	r 6	B 2		Carl Rackemann	1982
317	HUMENIUK Eddie	2003/04	r 8	D 6		Kepler Wessels	1982
318	TAYLOR Corey	2003/04	r 8	D 6		Tom Hogan	1983
319	BUTLER Andrew	2004/05	r 1	C 5		Roger Woolley	1983
320	MARECHAL Phil	2004/05	r 1	C 5		Wayne B. Phillips	1983
321	RAYMOND Peter	2004/05	r 2	C 5		John Maguire	1983
322	KING Cameron	2004/05	r 3	C 5		Greg Matthews	1983
323	MURRAY Alex	2004/05	r 3	C 5		Steve Smith	1984
324	EDWARDS Shaun	2004/05	r 4	B 2		Dean Jones	1984
325	BROWN DK	2004/05	r 4	C 5		David Boon	1984
326	EITZEN Paul	2004/05	r 4	C 5		Bob Holland	1984
327	MULDOON Col	2004/05	r 5	B 2		Murray Bennett	1984
328	SANE Sunil	2004/05	r 6	C 5		Craig McDermott	1984
329	MONAHAN Phil	2005/06	r 1	C 5		Simon O'Donnell	1985
330	RYNNE Troy	2005/06	r 1	C 5		Dave Gilbert	1985
331	VANSTONE Lee	2005/06	r 1	C 5		Robbie Kerr	1985
332	BRASSER Mark	2005/06	r 2	C 5		Merv Hughes	1985
333	LINDHOLM Shaun	2005/06	r 2	C 5		Geoff Marsh	1985
334	BEAVIS Mark	2005/06	r 3	C 5		Bruce Reid	1985
335	McDONNELL Luke	2005/06	r 5	C 5		Steve Waugh	1985
336	MISQUITTA Brian	2005/06	r 5	C 5		Simon Davis	1986
337	MORAN Damien	2005/06	r 6	C 5		Tim Zoehrer	1986
338	HUTCHINSON Wayne	2005/06	r 7	B 3		Chris Matthews	1986
339	HAY Adam	2005/06	r 8	C 5		Greg Dyer	1986
340	FROST Justin	2005/06	r 9	A 1		Peter Taylor	1987
341	CRAWFORD Wes	2006/07	r 1	B 4		Mike Velella	1987
342	MONAHAN Justin	2006/07	r 1	B 4		Tim May	1987
343	MITSIOS Taz	2006/07	r 1	C 7		Tony Dodemaide	1987
344	SHEARER L	2006/07	r 1	C 7		Ian Healy	1988
345	ALLENSON Kevin	2006/07	r 2	C 7		Trevor Hohns	1989
346	JORGENSEN Shane	2006/07	r 2	C 7		Mark Taylor	1989
347	BORCHARD Andrew	2006/07	r 3	A 1		Greg Campbell	1989
348	KELLY Steve	2006/07	r 3	B 4		Tom Moody	1989
349	JANSSON P	2006/07	r 3	C 7		Mark Waugh	1991
350	WEBLEY Troy	2006/07	r 5	C 7		Shane Warne	1992
351	BRYANT Rhys	2006/07	r 6	B 4		Wayne N. Phillips	1992
352	PUGH Ben	2006/07	r 9	B 4		Paul Reiffel	1992
353	HARPER Brent	2006/07	r10	A 1		Damien Martyn	1992
354	ROUTLEDGE Steve	2007/08	r 1	A 2		Justin Langer	1993
355	WOOD Craig	2007/08	r 1	A 2		Jo Angel</	

WARRADALE & AUSTRALIAN TEST PLAYER NUMBERS – 361 TO 484

Plyr No.	Warradale Players	Debut Season	Rnd	Gr	Dv	Australian Test Players	debut	Plyr No.	Warradale Players	Debut Season	Rnd	Gr	Dv	Australian Test Players	debut
361	BABBAGE Peter	2008/09	r 1	B 3		Damien Fleming	1994	451	MOORE Kayd	2014/15	r 4	C 6		Cameron Bancroft	2017
362	RUSSELL Nick	2008/09	r 1	C 5		Phil Emery	1994	452	DREW Corey	2014/15	r 4	D 7		Chadd Sayers	2018
363	MONAHAN Peter	2008/09	r 2	B 3		Greg Blewett	1995	453	MAHONEY David	2014/15	r 4	D 7			
364	BROTHERTON Alex	2008/09	r 5	B 3		Peter McIntyre	1995	454	THARALDSEN Joshua	2014/15	r 4	D 7			
365	MANSOM Dave	2008/09	r 6	C 5		Stuart Law	1995	455	DESHPANDE Niranjan	2014/15	r 6	C 6			
366	PARHAM Oliver	2008/09	r 8	C 5		Ricky Ponting	1995	456	GULATI Sandeep	2014/15	r 6	D 7			
367	FLAMANK Paul	2008/09	r 9	C 5		Brad Hogg	1996	457	MOORE Henry	2014/15	r 6	D 7			
368	CADD Anthony	2008/09	r10	C 5		Matthew Elliott	1996	458	BELSAK Andrew	2015/16	r 1	A 2			
369	WILLIAMS Jarrod	2008/09	r11	C 5		Michael Kasprovicz	1996	459	SCHMIAUKE Marc	2015/16	r 1	A 2			
370	WILLIAMS Rowan	2008/09	r11	C 5		Jason Gillespie	1996	460	WOODS Daniel	2015/16	r 1	A 2			
371	LIPSETT Wes	2009/10	r 1	A 2		Andy Bichel	1997	461	WILSON Gary	2015/16	r 1	B 4			
372	MARKS Greg	2009/10	r 3	B 3		Shaun Young	1997	462	CASEY Aaron	2015/16	r 1	D 7			
373	BURNETT Christian	2009/10	r 4	C 6		Simon Cook	1997	463	CLARIDGE Daniel	2015/16	r 1	D 7			
374	MONAHAN Damien	2009/10	r 6	B 3		Stuart MacGill	1998	464	CORNELISSEN Jack	2015/16	r 1	D 7			
375	KANG Harmen	2009/10	r 6	C 6		Gavin Robertson	1998	465	HARRIS Glenn	2015/16	r 1	D 7			
376	BAYLISS Paul	2010/11	r 1	B 3		Paul Wilson	1998	466	TYNSKI Simon	2015/16	r 1	D 7			
377	DETHIERRY James	2010/11	r 2	A 2		Adam Dale	1998	467	BARRITT Henry	2015/16	r 2	B 4			
378	WINTON Ben	2010/11	r 2	B 3		Darren Lehmann	1998	468	BORLAND Daniel	2015/16	r 2	D 7			
379	REA Paul	2010/11	r 3	B 3		Colin Miller	1998	469	SIMPSON Ryan	2016/17	r 1	B 5			
380	TRAPPEL Ben	2010/11	r 3	B 3		Matthew Nicholson	1998	470	MASON Steve	2016/17	r 1	D 8			
381	GEORGE Paul	2010/11	r 3	C 6		Adam Gilchrist	1999	471	CANDLETT Shane	2016/17	r 2	C 7			
382	TRUSCOTT Chad	2010/11	r 3	C 6		Scott Muller	1999	472	CROUCH Jack	2016/17	r 2	D 8			
383	STOKES Ben	2010/11	r 5	A 2		Brett Lee	1999	473	CRAIGIE Tyson	2016/17	r 3	D 8			
384	ANDERSON Brett	2010/11	r 5	C 6		Simon Katich	2001	474	FONTAINE Gavin	2016/17	r 3	D 8			
385	REVELL Glen	2010/11	r 8	C 6		Martin Love	2002	475	JELBERT Curtis	2016/17	r 3	D 8			
386	MATTHEWS Jacob	2010/11	r 9	B 3		Brad Williams	2003	476	CLYDESDALE Matt	2016/17	r 4	C 7			
387	BENNETT Brad	2011/12	r 1	A 2		Nathan Bracken	2003	477	HANSBERRY Bill	2016/17	r 4	C 7			
388	MAHAR Jason	2011/12	r 1	C 6		Andrew Symonds	2004	478	BURROWS Mark	2016/17	r 5	C 7			
389	DAWSON Ben	2011/12	r 2	B 3		Michael Clarke	2004	479	BENSON Chris	2016/17	r 8	D 8			
390	DEANE Josh	2011/12	r 2	B 3		Nathan Hauritz	2004	480	PANSINI Brayden	2017/18	r 1	D 8			
391	GILBERT Shane	2011/12	r 3	C 6		Shane Watson	2005	481	STUART Dave	2017/18	r 2	C 6			
392	MOORE Jason	2011/12	r 3	C 6		Shaun Tait	2005	482	BROWN Jason	2017/18	r 6	A 2			
393	DADE Lewis	2011/12	r 4	C 6		Michael Hussey	2005	483	MASON John	2017/18	r11	B 4			
394	NATT Ashley	2011/12	r 5	B 3		Brad Hodge	2005	484	McEVOY Dennis	2017/18	r11	B 4			
395	HUME Shane	2011/12	r 7	A 2		Phil Jaques	2005								
396	ARMAN Ben	2011/12	r 8	B 3		Stuart Clark	2006								
397	PATTERSON Heath	2012/13	r 1	A 2		Dan Cullen	2006								
398	SUKKE Shaun	2012/13	r 1	C 6		Mitchell Johnson	2007								
399	PRIEST Brett	2012/13	r 2	A 2		Chris Rogers	2008								
400	ARMAN Sam	2012/13	r 2	C 6		Brad Haddin	2008								
401	PRICE Nathan	2012/13	r 2	C 6		Beau Casson	2008								
402	TEE Dillon	2012/13	r 2	C 6		Cameron White	2008								
403	ISLAM Robiul	2012/13	r 3	B 4		Peter Siddie	2008								
404	BYNE Oliver	2012/13	r 3	C 6		Jason Krejza	2008								
405	BRAZIL Nick	2012/13	r 4	C 6		Doug Bollinger	2009								
406	NEMES Nathan	2012/13	r 4	C 6		Andrew McDonald	2009								
407	GIBBIE Chris	2012/13	r 9	A 2		Ben Hilfenhaus	2009								
408	MARTIN Anthony	2012/13	r 9	B 4		Phillip Hughes	2009								
409	BODEN Nick	2013/14	r 1	A 2		Marcus North	2009								
410	JURIC Ivan	2013/14	r 1	A 2		Bryce McGain	2009								
411	OAKES Matthew	2013/14	r 1	A 2		Graham Manou	2009								
412	SMITH Tim	2013/14	r 1	A 2		Clint McKay	2009								
413	BATES Simon	2013/14	r 1	B 4		Ryan Harris	2010								
414	JEYNES Steve	2013/14	r 1	B 4		Tim Paine	2010								
415	PANSINI Angelo	2013/14	r 1	B 4		Steven Smith	2010								
416	BRYSON Brett	2013/14	r 1	C 5		Peter George	2010								
417	FERGUSON Haimish	2013/14	r 1	C 5		Xavier Doherty	2010								
418	FERGUSON Jason	2013/14	r 1	C 5		Michael Beer	2011								
419	JOLLY Nayland	2013/14	r 1	C 5		Usman Khawaja	2011								
420	JOLLY Rowen	2013/14	r 1	C 5		Trent Copeland	2011								
421	JONES David	2013/14	r 1	C 5		Nathan Lyon	2011								
422	LOUNDER Graham	2013/14	r 1	C 5		Shaun Marsh	2011								
423	MILDREN Bryan	2013/14	r 1	C 5		Pat Cummins	2011								
424	NIELSON Rick	2013/14	r 1	C 5		James Pattinson	2011								
425	LAMSHED Kym	2013/14	r 1	D 7		Mitchell Starc	2011								
426	NIAZ Asim	2013/14	r 2	C 5		David Warner	2011								
427	SPANTON Troy	2013/14	r 2	D 7		Ed Cowan	2011								
428	BROOKER Christian	2013/14	r 3	A 2		Matthew Wade	2012								
429	SHEPHERD Tristan	2013/14	r 3	A 2		Rob Quiney	2012								
430	MONAGHAN Scott	2013/14	r 3	C 5		John Hastings	2012								
431	SWANSON Andrew	2013/14	r 3	C 5		Jackson Bird	2012								
432	SHAMRA Deepak	2013/14	r 3	D 7		Moises Henriques	2013								
433	PALMER Edward	2013/14	r 4	C 5		Glenn Maxwell	2013								
434	ANGOVE Simon	2013/14	r 5	D 7		Ashton Agar	2013								
435	GODMAN Eddie	2013/14	r 6	B 4		James Faulkner	2013								
436	MOORE Nick	2013/14	r 6	D 7		George Bailey	2013								
437	MOHAMMAD Imran	2013/14	r 8	B 4		Alex Doolan	2014								
438	MOHAMMAD Zane	2013/14	r 8	B 4		Mitchell Marsh	2014								
439	O'TOOLE Zach	2013/14	r10	C 5		Steve O'Keefe	2014								
440	BALYM Anton	2014/15	r 1	A 2		Josh Hazlewood	2014								
441	LODER Warwick	2014/15	r 1	A 2		Joe Burns	2014								
442	BRUSNAHAN Dale	2014/15	r 1	B 4		Adam Voges	2015								
443	FERGUSON Lachlan	2014/15	r 1	B 4		Peter Nevill	2015								
444	McGRATH Eoghan	2014/15	r 1	C 6		Jon Holland	2016								
445	SAINI Shami	2014/15	r 1	C 6		Callum Ferguson	2016								
446	SINGH Kunwar	2014/15	r 1	C 6		Joe Mennie	2016								
447	COOPER Michael	2014/15	r 1	D 7		Peter Handscomb	2016								
448	SHARMA Vaneet	2014/15	r 3	B 4		Nic Maddinson	2016								
449	BARLEY James	2014/15	r 3	D 7		Matthew Renshaw	2016								
450	MOORE Greg	2014/15	r 4	C 6		Hilton Cartwright	2016								

LOOK ALIKES

Winner and Daryl Somers / Don King



DARYL SOMERS



WIN 1991



WIN 2018



DON KING

Dave Palmer and Andrew Denton/Chris Judd



ANDREW DENTON



DAVE 1997



DAVE 2015



CHRIS JUDD

BACK TO THE FUTURE

Jason Conroy



circa 1984



2015

Dave Hodge



circa 1984



2017

SECTION III

WARRADALE CRICKET CLUB

PLAYER RECORDS

1979/80 TO 2017/18

3-1 to 3-102	Section 3 Contents
3-2	Individual Career Batting, Bowling and Fielding Statistics for Every Player
3-14	Career Most Games
3-15	Career Batting Records
3-25	Career COTY points, All-rounder, Wicket-keeping, Fielding Records
3-28	Career Bowling Records
3-33	Individual Innings Records for Batting, Partnerships and All Rounders
3-40	Individual Innings Records for Bowling and Fielding
3-43	Individual Season Records (Batting, Bowling & Fielding)
3-46	Grade Records (A, B, C, D grades)
3-62	Division Records (Div 1-8)
3-77	Opposition Records (career runs/wickets against individual Clubs)
3-82	Finals Records
3-84	Ground Records
3-86	Individual Milestone Records (quickest to match, batting, bowling, fielding milestones)
3-94	Miscellaneous Statistics – runs/wickets in each Grade, Division, Season & Practice Points
3-99	Miscellaneous Records – youngest/oldest, before Xmas, successive games, etc...

BATTING STATISTICS FOR WARRADALE CRICKET CLUB IN CAREER

Player Name	Debut	Yrs	Gam	Bat Inn NO	Runs	Ave	Innings HI	Scores 100>50>30>10>0*	SeasonAgg HI 300200	Pshps 10050	% Tm	% Cr	ScoreStrokes 6's 4's 1's	How Out Ct Bo Lb
GODMAN Eddie	2013/14	1	1	-	-	0	-	-	-	-	-	0	-	-
GODSWORTHY Paul	1994/95	2	6	8	2	15	2.5	6	-	-	-	1	28	-
GODDLET Ross	1979/80	3	13	11	1	35	3.5	21	-	-	-	1	25	-
GORDON Richard	1981/82	1	8	9	2	79	11.3	32*	-	-	-	4	28	1
GOUGH Aaron	1999/00	1	5	3	-	9	3.0	5	-	-	-	1	23	-
GRAHAM Darren	2002/03	3	25	19	6	166	12.8	51	-	1	-	3	10	5
GRAY Peter	1987/88	3	8	10	1	125	13.9	27	-	-	-	6	4	-
GREEN Anthony	1997/98	15	128	105	21	1229	14.6	69*	-	4	4	36	46	15
GREEN Paul	1995/96	1	2	2	-	9	4.5	5	-	-	-	2	9	-
GRINDROD Les	1999/00	2	7	7	1	24	4.0	7	-	-	-	6	1	23
GULATI Sandeep	2014/15	3	12	6	2	13	3.3	5	-	-	-	6	1	7
GUTSCHE Anton	1992/93	2	23	23	2	560	26.7	88*	-	3	7	5	5	3
HALL John	1992/93	2	13	12	5	84	12.0	18	-	-	-	4	6	2
HALL Michael	1987/88	9	69	76	10	1401	21.2	140	1	4	12	28	26	5
HALTON S	1985/86	1	1	-	-	0	-	-	-	-	-	-	-	-
HANSBERRY Bill	2016/17	1	11	8	-	112	14.0	32	-	-	-	1	3	4
HARGRAVES Craig	1993/94	2	14	14	-	275	19.6	44	-	-	-	6	3	4
HARMAN Tyler	2000/01	1	1	1	1	2	-	2*	-	-	-	1	-	2
HARPER Brent	2006/07	4	38	35	-	834	23.8	96	-	6	5	10	11	3
HARRIS A	1990/91	1	4	3	-	5	1.7	4	-	-	-	2	1	5
HARRIS Glenn	2015/16	3	42	35	5	1401	46.7	172	4	5	7	12	6	1
HARRISON Graham	1988/89	7	61	59	6	1635	30.8	207	2	7	10	22	14	4
HAY Adam	2005/06	1	1	1	-	2	2.0	2	-	-	-	1	-	2
HAYES Daniel	1999/00	2	10	10	3	11	1.6	4	-	-	-	7	3	10
HEDGER John	1989/90	15	114	114	7	2359	22.0	107*	2	11	17	40	33	11
HEDGER Nathan	2003/04	2	4	4	1	6	2.0	5*	-	-	-	2	2	6
HEDGER Phil	1989/90	8	42	38	11	349	12.9	49	-	-	-	2	14	14
HEHIR Darren	2002/03	1	2	2	-	3	1.5	3	-	-	-	1	1	3
HERBERTSON Dave	1993/94	5	7	2	1	16	16.0	16	-	-	-	1	1	16
HODGE Andrew	1979/80	26	233	242	38	6228	30.5	125*	6	33	37	81	63	22
HODGE David	1979/80	14	101	84	21	1286	20.4	76	-	8	6	26	37	7
HODGE Matthew	2001/02	1	1	-	-	0	-	-	-	-	-	-	-	-
HOLST Bill	1982/83	10	77	76	3	1433	19.6	144	2	7	6	21	28	12
HOPPENBROUWERS Ro	1994/95	1	3	3	-	109	36.3	63	-	1	1	-	1	-
HOUGH Damien	1994/95	1	1	1	-	0	0.0	0	-	-	-	1	-	-
HUCKSTEPP Craig	1989/90	19	158	104	47	325	5.7	22	-	-	-	8	74	22
HUGHES Adam	1989/90	1	6	6	-	57	9.5	16	-	-	-	3	3	-
HUGHES Peter	1985/86	33	384	384	28	7576	21.3	125	5	30	64	122	123	40
HUME Shane	2011/12	2	14	13	4	264	29.3	50	-	1	2	7	3	-
HUMENIUK Eddie	2003/04	1	3	2	1	1	1.0	1*	-	-	-	1	1	-
HUMPHERY Peter	1991/92	10	88	66	20	323	7.0	30*	-	-	-	1	8	48
HUMPHREYS C	1985/86	1	1	-	-	0	-	-	-	-	-	-	-	-
HURCOMBE Peter	1979/80	4	37	15	6	74	8.2	33*	-	-	-	1	1	9
HURE Arron	1986/87	1	1	1	-	3	3.0	3	-	-	-	1	-	3
HUTCHINSON Darren	2001/02	1	6	6	-	80	13.3	53	-	1	-	2	1	2
HUTCHINSON Wayne	2005/06	2	12	13	-	167	12.8	53	-	1	1	5	6	-
HUXTABLE Andrew	1990/91	20	175	166	15	2537	16.8	92	-	9	17	60	61	19
IRELAND M	1994/95	1	1	-	-	0	-	-	-	-	-	-	-	-
ISLAM Robiul	2012/13	5	37	22	8	110	7.9	21	-	-	-	4	13	5
JAMES Matthew	1994/95	1	1	-	-	0	-	-	-	-	-	-	-	-
JAMES Michael	1994/95	1	1	1	-	0	0.0	0	-	-	-	1	-	-
JANSSON P	2006/07	1	1	1	1	0	-	0*	-	-	-	1	-	-
JEFFREY Jack	1998/99	3	25	24	2	405	18.4	54	-	1	4	9	10	-
JELBERT Curtis	2016/17	2	3	4	-	187	46.8	114	1	1	-	-	2	-
JENNINGS Grant	1992/93	2	14	12	3	71	7.9	12	-	-	-	3	7	2
JENNINGS Leigh	1981/82	3	15	16	3	171	13.2	45	-	-	-	2	3	9
JENNINGS Tony	1980/81	3	28	18	4	121	8.6	44	-	-	-	1	2	12
JESSER Rob	1999/00	1	3	3	-	69	23.0	44	-	-	-	1	1	1
JEYNES Steve	2013/14	5	22	16	3	118	9.1	21	-	-	-	5	5	6
JOLLY Nayland	2013/14	1	2	2	-	72	36.0	46	-	-	-	1	-	-
JOLLY Rowen	2013/14	1	2	2	-	21	10.5	13	-	-	-	1	1	-
JOLLY Steven	1996/97	1	1	1	-	2	2.0	2	-	-	-	1	-	2
JONES David	2013/14	1	11	10	3	66	9.4	25	-	-	-	2	4	4
JORGENSEN Shane	2006/07	1	4	3	1	60	30.0	31	-	-	-	1	1	-
JOYCE Steve	1979/80	6	42	33	8	449	18.0	66	-	2	4	7	15	5
JURIC Ivan	2013/14	3	19	15	2	169	13.0	46	-	-	-	2	3	8
KANG Harmen	2009/10	1	1	1	-	3	3.0	3	-	-	-	1	-	3
KEEN Bruce	1982/83	2	12	10	3	22	3.1	8	-	-	-	6	4	-
KELLY Steve	2006/07	1	1	1	1	8	-	8*	-	-	-	1	-	8
KENDALL Wayne	1990/91	1	1	1	1	18	-	18*	-	-	-	1	-	18
KING Cameron	2004/05	1	2	2	-	7	3.5	7	-	-	-	1	1	7
KING Dave	1979/80	1	8	9	1	129	16.1	43*	-	-	-	2	3	3
KING Russell	1999/00	2	20	21	1	589	29.5	82	-	4	3	8	6	-
KNOWLES Matthew	1991/92	4	28	14	4	47	4.7	15	-	-	-	2	7	5
KRATON Matthew	1994/95	1	3	3	-	5	1.7	5	-	-	-	1	2	5
KUHN Graeme	1981/82	1	1	1	-	0	0.0	0	-	-	-	1	-	-
KUSTERMANN Bernie	1988/89	4	23	19	7	88	7.3	19*	-	-	-	4	13	2
LAIRD Dean	1988/89	2	8	10	2	118	14.8	30	-	-	-	1	5	3
LAMSHED Kym	2013/14	1	7	5	-	158	31.6	73	-	1	2	-	1	1
LANDORF Aaron	1994/95	1	2	1	-	0	0.0	0	-	-	-	1	-	-
LANDORF Jason	1993/94	4	29	30	1	570	19.7	95	-	3	2	14	8	3
LAWRENCE Pierre	1998/99	1	2	1	-	0	0.0	0	-	-	-	1	-	-
LIDDY Josh	2003/04	1	3	1	-	0	0.0	0	-	-	-	1	-	-
LIGHTFOOT Derek	2007/08	7	42	39	7	629	19.7	83*	-	3	3	15	13	5
LINDHOLM Shaun	2005/06	1	4	3	2	2	2.0	2	-	-	-	3	-	2
LINDSAY Darryl	1993/94	2	2	2	-	0	0.0	0	-	-	-	2	-	-

BOWLING & FIELDING STATISTICS FOR WARRADALE CRICKET CLUB IN CAREER

Player Name	Bowl Inn	Overs	Mdn	Runs	Wkt	Ave	Innings Best	Fig 5w 3w	SeasonAg Hl 25 15	How Out Ct Bo Lb St	Wk/ Inn	BaLL/ Wkt	Run/ Over	% Tm	Fld Ct	W'Keeping Ct St Bye Gam
GODMAN Eddie	-	-	-	-	-	-	-	-	-	-	0.0	0.0	0.0	0	-	-
GOLDSWORTHY Paul	-	-	-	-	-	-	-	-	-	-	0.0	0.0	0.0	0	3	-
GOODLET Ross	1	3	2	1	-	-	-	-	-	-	0.0	0.0	0.3	0	2	-
GORDON Richard	-	-	-	-	-	-	-	-	-	-	0.0	0.0	0.0	0	7	-
GOUGH Aaron	1	1	-	3	1	3.0	1/3	-	1	1	1.0	6.0	3.0	3	2	-
GRAHAM Darren	22	163	19	623	24	26.0	5/65	1 2	15	16	1.1	40.8	3.8	12	11	-
GRAY Peter	-	-	-	-	-	-	-	-	-	-	0.0	0.0	0.0	0	2	-
GREEN Anthony	115	931.4	173	3131	141	22.2	6/20	4 12	19	96	1.2	39.6	3.4	13	45	-
GREEN Paul	-	-	-	-	-	-	-	-	-	-	0.0	0.0	0.0	0	2	-
GRINDROD Les	-	-	-	-	-	-	-	-	-	-	0.0	0.0	0.0	0	2	-
GULATI Sandeep	13	115.1	34	227	23	9.9	4/4	- 4	10	3	1.8	30.0	2.0	24	3	-
GUTSCHE Anton	1	2	-	15	1	15.0	1/15	-	1	1	1.0	12.0	7.5	1	8	-
HALL John	12	120	21	511	17	30.1	4/47	- 2	10	13	1.4	42.4	4.3	15	1	-
HALL Michael	38	281.5	43	984	52	18.9	5/23	3 5	21	29	1.4	32.5	3.5	8	21	-
HALTON S	1	22	4	49	2	24.5	2/49	-	2	2	2.0	66.0	2.2	20	-	-
HANSBERRY Bill	8	68	16	262	14	18.7	4/35	- 3	14	9	1.8	29.1	3.9	12	1	-
HARGRAVES Craig	3	5	-	23	2	11.5	1/4	-	2	1	0.7	15.0	4.6	2	8	-
HARMAN Tyler	1	4.1	-	22	3	7.3	3/22	- 1	3	2	3.0	8.3	5.3	38	-	-
HARPER Brent	40	311	62	909	64	14.2	5/12	2 9	31	35	1.6	29.2	2.9	18	13	-
HARRIS A	-	-	-	-	-	-	-	-	-	-	0.0	0.0	0.0	0	-	-
HARRIS Glenn	24	126.4	16	469	21	22.3	5/42	1 1	14	13	0.9	36.2	3.7	5	15	6 1 8 8
HARRISON Graham	12	55.4	9	174	10	17.4	4/33	- 1	5	7	0.8	33.4	3.1	2	25	-
HAY Adam	1	0.1	-	6	-	-	-	-	-	-	0.0	0.0	36.0	0	1	-
HAYES Daniel	-	-	-	-	-	-	-	-	-	-	0.0	0.0	0.0	0	-	-
HEDGER John	4	5	-	38	-	-	-	-	-	-	0.0	0.0	7.6	0	49	-
HEDGER Nathan	2	9.3	-	65	4	16.3	4/64	- 1	4	1	2.0	14.3	6.8	9	1	-
HEDGER Phil	39	304.2	46	1087	36	30.2	4/44	- 6	16	19	0.9	50.7	3.6	9	18	-
HEHIR Darren	1	7	1	30	1	30.0	1/30	-	1	1	1.0	42.0	4.3	5	-	-
HERBERTSON Dave	5	45	10	116	3	38.7	1/17	-	2	3	0.6	90.0	2.6	5	3	-
HODGE Andrew	17	37.3	4	179	4	44.8	1/3	-	2	2	0.2	56.3	4.8	0	106	-
HODGE David	71	521.1	110	1550	82	18.9	4/31	- 10	20	32	1.2	38.1	3.0	7	47	-
HODGE Matthew	-	-	-	-	-	-	-	-	-	-	0.0	0.0	0.0	0	-	-
HOLST Bill	11	34.4	6	130	3	43.3	2/19	-	3	3	0.3	69.3	3.8	0	20	1 - 3 1
HOPPENBROUWERS Ro	1	1	-	8	-	-	-	-	-	-	0.0	0.0	8.0	0	5	-
HOUGH Damien	-	-	-	-	-	-	-	-	-	-	0.0	0.0	0.0	0	-	-
HUCKSTEPP Craig	169	1398.4	285	4135	217	19.1	6/13	7 21	29	105	1.3	38.7	3.0	15	52	-
HUGHES Adam	1	1	-	2	-	-	-	-	-	-	0.0	0.0	2.0	0	2	-
HUGHES Peter	18	59.2	7	283	9	31.4	2/9	-	2	8	0.5	39.6	4.8	0	187	-
HUME Shane	4	15	-	56	4	14.0	2/23	-	4	3	1.0	22.5	3.7	4	3	-
HUMENIUK Eddie	4	17	2	43	6	7.2	4/7	- 1	6	5	1.5	17.0	2.5	17	-	-
HUMPHREY Peter	93	911.2	153	3234	124	26.1	5/26	4 11	25	77	1.3	44.1	3.5	15	24	-
HUMPHREYS C	-	-	-	-	-	-	-	-	-	-	0.0	0.0	0.0	0	1	-
HURCOMBE Peter	56	599.1	172	1399	91	15.4	5/27	3 11	30	40	1.6	39.5	2.3	20	10	-
HURE Arron	1	2	-	14	1	14.0	1/14	-	1	1	1.0	12.0	7.0	11	1	-
HUTCHINSON Darren	3	16	-	76	1	76.0	1/5	-	1	1	0.3	96.0	4.8	2	1	-
HUTCHINSON Wayne	-	-	-	-	-	-	-	-	-	-	0.0	0.0	0.0	0	4	-
HUXTABLE Andrew	56	364	73	1211	63	19.2	6/6	1 8	16	31	1.1	34.7	3.3	4	45	123 28 287 96
IRELAND M	-	-	-	-	-	-	-	-	-	-	0.0	0.0	0.0	0	1	-
ISLAM Robiul	39	447.1	112	1247	91	13.7	6/45	4 17	30	33	2.3	29.5	2.8	28	11	-
JAMES Matthew	1	10	-	32	1	32.0	1/32	-	1	1	1.0	60.0	3.2	10	-	-
JAMES Michael	1	16	2	62	4	15.5	4/62	- 1	4	3	1	4.0	24.0	3.9	40	2
JANSSON P	-	-	-	-	-	-	-	-	-	-	0.0	0.0	0.0	0	-	-
JEFFREY Jack	13	40.3	2	175	7	25.0	1/2	-	4	4	0.5	34.7	4.3	4	8	-
JELBERT Curtis	2	18	2	82	1	82.0	1/47	-	1	1	0.5	108.0	4.6	4	3	-
JENNINGS Grant	1	2	-	8	1	8.0	1/8	-	1	1	1.0	12.0	4.0	1	4	-
JENNINGS Leigh	1	1	-	3	-	-	-	-	-	-	0.0	0.0	3.0	0	11	-
JENNINGS Tony	40	352	76	1060	71	14.9	5/13	2 9	31	38	1.8	29.7	3.0	19	16	-
JESSER Rob	2	23	1	109	6	18.2	4/59	- 1	6	4	2	3.0	23.0	4.7	22	2
JEYNES Steve	19	163.1	33	596	23	25.9	5/29	1 1	11	11	1.2	42.6	3.7	14	6	-
JOLLY Nayland	2	11	1	37	1	37.0	1/22	-	1	1	0.5	66.0	3.4	8	-	-
JOLLY Rowen	2	8	1	40	3	13.3	3/16	- 1	3	1	2	1.5	16.0	5.0	25	1
JOLLY Steven	1	4	-	15	1	15.0	1/15	-	1	1	1.0	24.0	3.8	11	-	-
JONES David	1	1	-	2	-	-	-	-	-	-	0.0	0.0	2.0	0	3	-
JORGENSEN Shane	-	-	-	-	-	-	-	-	-	-	0.0	0.0	0.0	0	3	-
JOYCE Steve	41	338	64	1005	54	18.6	5/15	2 4	34	21	1.3	37.6	3.0	11	12	-
JURIC Ivan	13	79	4	348	17	20.5	4/24	- 4	17	14	1.3	27.9	4.4	11	2	-
KANG Harmen	1	4	-	13	-	-	-	-	-	-	0.0	0.0	3.3	0	-	-
KEEN Bruce	-	-	-	-	-	-	-	-	-	-	0.0	0.0	0.0	0	1	-
KELLY Steve	-	-	-	-	-	-	-	-	-	-	0.0	0.0	0.0	0	-	-
KENDALL Wayne	-	-	-	-	-	-	-	-	-	-	0.0	0.0	0.0	0	1	-
KING Cameron	2	4	-	19	-	-	-	-	-	-	0.0	0.0	4.8	0	-	-
KING Dave	14	161.1	72	285	33	8.6	6/29	2 5	33	15	2.4	29.3	1.8	29	3	-
KING Russell	26	252.1	52	801	32	25.0	4/10	- 5	25	22	1.2	47.3	3.2	15	22	-
KNOWLES Matthew	29	387.3	80	1287	53	24.3	5/33	2 6	19	38	1.8	43.9	3.3	22	9	-
KRAGTON Matthew	3	9	2	42	-	-	-	-	-	-	0.0	0.0	4.7	0	1	-
KUHN Graeme	-	-	-	-	-	-	-	-	-	-	0.0	0.0	0.0	0	-	-
KUSTERMANN Bernie	25	231	46	649	28	23.2	6/7	1	17	19	1.1	49.5	2.8	13	6	-
LAIRD Dean	3	14	-	54	1	54.0	1/19	-	1	-	0.3	84.0	3.9	2	6	-
LAMSHED Kym	-	-	-	-	-	-	-	-	-	-	0.0	0.0	0.0	0	2	-
LANDORF Aaron	-	-	-	-	-	-	-	-	-	-	0.0	0.0	0.0	0	-	-
LANDORF Jason	21	249.1	37	961	43	22.3	5/43	4 3	19	24	1.8	34.8	3.9	19	26	1
LAWRENCE Pierre	-	-	-	-	-	-	-	-	-	-	0.0	0.0	0.0	0	-	-
LIDDY Josh	-	-	-	-	-	-	-	-	-	-	0.0	0.0	0.0	0	1	-
LIGHTFOOT Derek	22	124.4	8	560	33	17.0	4/25	- 6	19	21	1.5	22.7	4.5	9	12	-
LINDHOLM Shaun	3	21	1	93	4	23.3	3/62	- 1	4	3	1.3	31.5	4.4	15	-	-
LINDSAY Darryl	1	3	-	16	-	-	-	-	-	-	0.0	0.0	5.3	0	1	-

BATTING STATISTICS FOR WARRADALE CRICKET CLUB IN CAREER

Player Name	Debut	Yrs	Gam	Bat Inn NO	Runs	Ave	Innings HI	Scores 100>50>30>10>0*	SeasonAgg HI 300200	Pshps 10050	% Tm	% Cr	ScoreStrokes 6's 4's 1's	How Out Ct Bo Lb
TAYLOR Corey	2003/04	1	4	4 1	11	3.7	7	- - - - 3 1	11 - -	- -	1 33	1 -	2	1 1 1
TEE Dillon	2012/13	1	1	1 -	21	21.0	21	- - - - 1 -	21 - -	- -	15 72	- 3	9	1 - -
TEMBY Paul	2000/01	18	201	191 14	3940	22.3	138	3 22 23 60	58 25 540 3 7	5 29	11 62	133 503	552	125 35 10
THARALDSEN Joshua	2014/15	2	5	2 1	9	9.0	8	- - - - 2 -	9 - -	- -	1 47	- 1	3	1 - -
THELE Mark	1990/91	1	10	11 1	232	23.2	65	- 2 - - 6 2 1	232 - 1	1 2	11 42	3 19	80	6 1 1
THILTHORPE Ben	1993/94	1	1	1 -	11	11.0	11	- - - - 1 -	11 - -	- -	11 22	- -	7	- 1 -
THOMPSON Brett	2000/01	3	6	5 2	20	6.7	16	- - - - 1 2 2	16 - -	- -	2 51	- 3	1	2 - -
THOMPSON Phil	1980/81	2	7	6 -	73	12.2	38	- - - 1 1 3 1	72 - -	- -	6 47	- 10	27	2 3 1
THOMSON Peter	1994/95	5	43	45 -	635	14.1	118	1 1 4 11	20 8 281 - 1	2 5	8 51	15 76	154	25 15 2
THORNBORROW Wayne	1997/98	2	6	4 1	30	10.0	18	- - - - 2 1 1	30 - -	- -	3 56	- 5	7	1 1 1
TONKIN Andrew	2002/03	16	174	153 16	2329	17.0	121*	2 8 10 54	63 16 259 - 3	2 17	8 54	80 258	438	72 50 9
TONKIN Braedon	2007/08	11	116	78 17	412	6.8	48	- - - 3 10	44 21 94 - -	- 2	2 41	17 34	80	25 25 6
TRAPPEL Ben	2010/11	1	3	3 1	14	7.0	11	- - - - 1 2 -	14 - -	- -	3 35	- 1	6	1 1 -
TRAPPETT Doug	1985/86	2	7	4 2	25	12.5	16	- - - - 1 3 -	20 - -	- -	2 48	- 1	8	- 1 -
TRINDER Clinton	2002/03	3	22	20 1	197	10.4	46	- - - 1 6 8 5	117 - -	1 -	5 39	1 16	71	11 6 1
TRUSCOTT Chad	2010/11	6	31	16 4	141	11.8	36*	- - - 1 6 6 3	72 - -	- 1	3 35	1 11	53	8 3 1
TULL Darren	1989/90	1	1	1 -	18	18.0	18	- - - - 1 -	18 - -	- -	9 50	- 2	6	- - -
TUMES John	2001/02	1	3	4 -	77	19.3	67	- 1 - - 2 1 77	- - - 1	11 45	2 4	15	1 3 -	
TYNSKI Simon	2015/16	3	22	15 2	188	14.5	55	- 1 - - 5 6 3	89 - -	- 3	6 43	2 24	53	5 5 1
UPPAL Mohan	1981/82	4	16	10 3	58	8.3	16	- - - - 2 8 -	25 - -	- -	2 27	- 4	29	3 1 -
VANSTONE Lee	2005/06	1	4	2 -	0	0.0	0	- - - - - 2 -	- - - -	- -	0 -	- -	-	- 1 1
VINCENT Wayne	1998/99	3	13	13 3	163	16.3	32	- - - 1 8 3 1	149 - -	- -	8 51	5 14	32	4 2 2
WAGNER Martin	1994/95	1	9	8 3	28	5.6	9	- - - - 7 1	28 - -	- -	1 25	- 1	10	1 2 2
WALL Darren	1994/95	3	4	4 -	112	28.0	53	- 1 1 1 1 -	60 - -	- -	16 70	2 17	14	1 1 2
WATSON Chris	1993/94	5	28	31 6	427	17.1	42	- - - 4 14 7 6	177 - -	- 4	8 45	17 42	90	16 8 1
WATTERS Jason	2000/01	1	8	10 3	256	36.6	78*	- 1 4 1 4 -	256 - 1	1 2	16 54	9 25	64	4 3 -
WEBLEY Troy	2006/07	4	29	22 5	282	16.6	95*	- 1 1 6 8 6	158 - -	2 2	5 45	5 30	73	9 7 -
WEEKLY D	1980/81	1	1	- -	0	-	-	- - - - - -	- - - -	- -	0 -	- -	-	- - -
WEEKS Steve	1995/96	2	13	14 1	197	15.2	45	- - - 2 4 7 1	196 - -	1 -	8 39	5 18	60	10 2 1
WELCH Gary	1994/95	1	3	3 1	1	0.5	1	- - - - 2 1 1	- - - -	- -	0 8	- -	1	1 1 -
WILKIN Anthony	1991/92	27	295	204 50	1693	11.0	53*	- 1 5 61 107 30	144 - -	- 8	3 43	14 142	546	96 36 9
WILKINS Graham	1997/98	4	21	20 9	23	2.1	5*	- - - - 14 6	9 - -	- -	1 21	- 1	12	2 7 1
WILLCOX Steve	1989/90	19	132	122 16	1861	17.6	70	- 7 14 43 49 9	248 - 3	1 9	8 62	111 176	260	50 48 1
WILLIAMS Jarrod	2008/09	6	22	22 2	154	7.7	34	- - - 1 5 12 4	63 - -	- -	4 44	4 13	39	12 5 3
WILLIAMS John	1984/85	16	153	146 24	3360	27.5	108*	2 15 24 60 37 8	381 5 4	7 44	11 45	69 245	918	74 27 6
WILLIAMS Mark	1988/89	16	163	166 14	3946	26.0	91	- 30 22 54 41 19	421 5 7	6 37	13 50	80 422	937	80 44 15
WILLIAMS Peter	1983/84	1	1	1 -	5	5.0	5	- - - - 1 -	5 - -	- -	2 56	- 1	1	1 - -
WILLIAMS Rowan	2008/09	10	104	82 25	600	10.5	50*	- 1 2 17 45 17	104 - -	1 1	3 50	13 68	100	33 13 5
WILLIAMS Scott	1983/84	24	188	131 50	673	8.3	45	- - - 1 24 77 29	63 - -	- 2	2 35	9 52	212	32 33 3
WILLIS Doug	1989/90	3	15	17 1	158	9.9	36	- - - 3 2 8 4	63 - -	- 5	5 26	- 14	52	8 5 2
WILLOUGHBY Dave	1995/96	1	3	3 1	14	7.0	14	- - - - 1 1 1	14 - -	- -	2 42	- 2	2	- 1 1
WILLOUGHBY Kate	1994/95	1	5	4 -	5	1.3	2	- - - - 3 1	5 - -	- -	0 14	- -	5	1 - -
WILLSHIRE Steve	1984/85	1	1	1 -	0	0.0	0	- - - - - 1 -	- - - -	- -	0 -	- -	-	1 - -
WILSON Bernie	1992/93	1	4	4 1	112	37.3	69*	- 1 - - 2 1 -	112 - -	- 2	14 50	2 7	42	2 1 -
WILSON Gary	2015/16	2	27	25 8	1008	59.3	105*	1 9 5 5 4 1	507 2 -	2 7	23 61	68 91	138	12 5 -
WILSON Jarrod	2001/02	7	35	30 9	190	9.0	22*	- - - - 7 17 6	46 - -	- 2	3 51	5 19	34	11 8 1
WINTON Ben	2010/11	1	1	2 -	15	7.5	15	- - - - 1 -	15 - -	- -	7 30	- 2	-	1 1 -
WISMAN Troy	1997/98	8	38	40 4	461	12.8	46	- - - 4 13 16 7	165 - -	- 5	7 45	6 44	107	17 15 2
WOOD Craig	2007/08	3	14	14 2	210	17.5	60	- 2 1 2 7 2	144 - -	- 2	9 45	5 25	44	7 3 2
WOOD Shane	1993/94	5	38	38 6	448	14.0	67	- 2 1 10 20 5	157 - -	1 4	6 38	2 42	135	20 7 2
WOODFIELD Andrew	1995/96	4	28	18 1	52	3.1	22	- - - - 1 12 5	44 - -	- -	1 35	- 2	30	9 6 -
WOODS Daniel	2015/16	2	9	11 2	183	20.3	78*	- 1 - - 5 4 1	181 - -	- 1	10 43	- 25	35	9 - -
YEO Brent	1999/00	1	3	2 -	8	4.0	8	- - - - 1 1	8 - -	- -	2 40	- 1	-	2 - -
YOUNG Peter	1989/90	8	64	59 12	902	19.2	123*	2 1 6 17 20 13	249 - 3	2 10	7 45	23 96	188	21 19 3

NOTE: '% Tm' is percentage of total team runs scored by batsman, '%@ Cr' is percentage of runs scored by batsman while at crease



BOWLING & FIELDING STATISTICS FOR WARRADALE CRICKET CLUB IN CAREER

Player Name	Bowl Inn	Overs	Mdn	Runs	Wkt	Ave	Innings Best	Fig 5w 3w	Season Ag Hi 25 15	How Out Ct Bo Lb St	Wk/ Inn	BaLL/ Wkt	Run/ Over	% Tm	Fld Ct	W'Keeping Ct St Bye Gam								
TAYLOR Corey	5	34.1	11	89	5	17.8	2/6	-	5	-	1	3	1	1.0	41.0	2.6	13	-	-	-	-			
TEE Dillon	1	1	-	9	-	-	-	-	-	-	-	-	-	0.0	0.0	9.0	0	1	-	-	-			
TEMBY Paul	78	395	71	1369	64	21.4	6/22	1	7	12	-	36	18	10	0.8	37.0	3.5	4	80	48	14	117	40	
THARALDSEN Joshua	3	12	1	52	1	52.0	1/22	-	1	-	1	-	-	0.3	72.0	4.3	2	3	-	-	-	-		
THIELE Mark	1	1	-	11	-	-	-	-	-	-	-	-	-	0.0	0.0	11.0	0	3	-	-	-	-		
THILTHORPE Ben	-	-	-	-	-	-	-	-	-	-	-	-	-	0.0	0.0	0.0	0	1	-	-	-	-		
THOMPSON Brett	5	30	2	145	2	72.5	1/27	-	2	-	1	1	-	0.4	90.0	4.8	4	1	-	-	-	-		
THOMPSON Phil	1	1	-	3	1	3.0	1/3	-	1	-	-	1	-	1.0	6.0	3.0	1	2	-	-	-	-		
THOMSON Peter	16	88.2	7	425	9	47.2	3/65	-	1	6	-	7	2	-	0.6	58.9	4.8	2	22	-	-	-	-	
THORNBORROW Wayne	5	55	11	160	7	22.9	4/51	-	2	7	-	5	2	-	1.4	47.1	2.9	12	3	-	-	-	-	
TONKIN Andrew	129	1094.3	189	3981	162	24.6	5/28	3	17	23	-	93	55	14	1.3	40.5	3.6	12	39	5	2	87	18	
TONKIN Braedon	97	648.2	86	2652	102	26.0	5/81	1	14	21	-	55	38	9	1.1	38.1	4.1	11	50	-	-	-	-	
TRAPPEL Ben	2	9	-	50	-	-	-	-	-	-	-	-	-	0.0	0.0	5.6	0	2	-	-	-	-	-	
TRAPPETT Doug	7	82	11	322	16	20.1	7/49	1	2	16	-	11	5	-	2.3	30.8	3.9	22	5	-	-	-	-	
TRINDER Clinton	12	74.3	4	355	17	20.9	5/78	1	4	14	-	11	5	1	1.4	26.3	4.8	8	11	-	-	-	-	
TRUSCOTT Chad	31	294.5	57	944	56	16.9	5/46	2	5	25	1	36	17	3	1.8	31.6	3.2	20	5	-	-	-	-	
TULL Darren	-	-	-	-	-	-	-	-	-	-	-	-	-	0.0	0.0	0.0	0	-	-	-	-	-	-	
TUMES John	4	30	7	109	5	21.8	2/24	-	5	-	3	1	1	-	1.3	36.0	3.6	15	1	-	-	-	-	
TYNSKI Simon	2	8	-	39	-	-	-	-	-	-	-	-	-	0.0	0.0	4.9	0	5	1	-	1	1	1	
UPPAL Mohan	1	1	-	5	1	5.0	1/5	-	1	-	1	-	-	1.0	6.0	5.0	1	1	-	-	-	-	-	
VANSTONE Lee	-	-	-	-	-	-	-	-	-	-	-	-	-	0.0	0.0	0.0	0	-	-	-	-	-	-	
VINCENT Wayne	10	74.5	16	242	8	30.3	4/34	-	1	7	-	5	2	1	-	0.8	56.1	3.2	7	8	-	-	5	2
WAGNER Martin	9	57.2	4	317	9	35.2	3/71	-	2	9	-	8	1	-	1.0	38.2	5.5	10	5	-	-	-	-	
WALL Darren	4	38	6	119	4	29.8	1/13	-	2	-	4	-	-	-	1.0	57.0	3.1	13	2	-	-	-	-	
WATSON Chris	1	1	1	-	-	-	-	-	-	-	-	-	-	0.0	0.0	0.0	0	11	-	-	-	-	-	
WATTERS Jason	2	4	1	16	-	-	-	-	-	-	-	-	-	0.0	0.0	4.0	0	5	-	-	-	-	-	
WEBLEY Troy	18	152	13	660	24	27.5	7/91	1	1	9	-	15	5	4	-	1.3	38.0	4.3	10	12	-	-	-	-
WEEKLY D	-	-	-	-	-	-	-	-	-	-	-	-	-	0.0	0.0	0.0	0	-	-	-	-	-	-	
WEEKS Steve	1	1	-	5	-	-	-	-	-	-	-	-	-	0.0	0.0	5.0	0	7	2	2	2	1	1	
WELCH Gary	-	-	-	-	-	-	-	-	-	-	-	-	-	0.0	0.0	0.0	0	-	-	-	12	2	2	
WILKIN Anthony	295	3600.4	933	9488	586	16.2	7/56	25	80	47	9	341	191	53	1	2.0	36.9	2.6	23	82	-	-	6	1
WILKINS Graham	-	-	-	-	-	-	-	-	-	-	-	-	-	0.0	0.0	0.0	0	6	-	-	-	-	-	
WILLCOX Steve	141	1379	252	4370	176	24.8	5/30	3	20	25	2	110	52	13	-	1.2	47.0	3.2	15	54	-	-	2	1
WILLIAMS Jarrod	12	54.3	3	281	9	31.2	3/27	-	1	6	-	7	2	-	0.8	36.3	5.2	5	9	-	-	-	1	
WILLIAMS John	159	2075.1	501	5107	326	15.7	6/34	10	45	33	6	127	158	39	-	2.1	38.2	2.5	22	68	-	-	-	-
WILLIAMS Mark	9	30	2	132	5	26.4	2/14	-	2	-	4	1	-	-	0.6	36.0	4.4	0	53	-	-	-	-	
WILLIAMS Peter	-	-	-	-	-	-	-	-	-	-	-	-	-	0.0	0.0	0.0	0	-	-	-	-	-	-	
WILLIAMS Rowan	105	1005.2	262	2967	149	19.9	5/34	5	18	25	1	95	29	18	7	1.4	40.5	3.0	18	39	-	-	-	-
WILLIAMS Scott	193	2126	464	6087	325	18.7	6/15	9	39	27	4	162	131	32	-	1.7	39.2	2.9	19	67	-	-	-	-
WILLIS Doug	4	13.2	-	55	3	18.3	1/3	-	3	-	1	1	-	1	0.8	26.7	4.1	2	3	-	-	-	-	
WILLOUGHBY Dave	-	-	-	-	-	-	-	-	-	-	-	-	-	0.0	0.0	0.0	0	1	-	-	-	-	-	
WILLOUGHBY Kate	-	-	-	-	-	-	-	-	-	-	-	-	-	0.0	0.0	0.0	0	-	-	-	-	-	-	
WILLSHIRE Steve	-	-	-	-	-	-	-	-	-	-	-	-	-	0.0	0.0	0.0	0	-	-	-	-	-	-	
WILSON Bernie	-	-	-	-	-	-	-	-	-	-	-	-	-	0.0	0.0	0.0	0	1	-	-	-	-	-	
WILSON Gary	3	11	-	96	2	48.0	1/17	-	2	-	1	1	-	0.7	33.0	8.7	1	11	-	-	4	1	1	
WILSON Jarrod	37	299.2	45	1133	28	40.5	3/16	-	1	15	-	17	10	1	-	0.8	64.1	3.8	10	11	-	-	-	-
WINTON Ben	-	-	-	-	-	-	-	-	-	-	-	-	-	0.0	0.0	0.0	0	-	-	-	-	-	-	
WISMAN Troy	12	36.2	9	138	8	17.3	2/2	-	4	-	6	2	-	0.7	27.3	3.8	2	19	-	-	-	-	-	
WOOD Craig	14	135.3	17	525	33	15.9	6/39	2	4	30	1	26	1	3	3	2.4	24.6	3.9	24	10	-	-	-	-
WOOD Shane	30	261.5	56	915	39	23.5	3/1	-	4	19	-	30	9	-	1.3	40.3	3.5	12	13	-	-	-	-	
WOODFIELD Andrew	15	78.2	9	348	18	19.3	3/48	-	1	11	-	11	6	1	-	1.2	26.1	4.4	9	4	-	-	6	1
WOODS Daniel	5	19	-	92	3	30.7	3/15	-	1	3	-	1	2	-	0.6	38.0	4.8	4	2	-	-	-	-	
YEO Brent	1	1	-	1	1	1.0	1/1	-	1	-	1	-	-	1.0	6.0	1.0	3	2	-	-	-	-	-	
YOUNG Peter	56	291.3	48	922	67	13.8	4/4	-	6	22	-	36	28	2	1	1.2	26.1	3.2	11	34	2	-	23	6

NOTE: '% Tm' is percentage of total team wickets taken by bowler

HOW TO STOP BALL TAMPERING...



NO ZIP



ZIP ON

SAYISH ZACHARIA

MOST GAMES PLAYED IN CAREER

Rank	Player Name	Debut	Yrs	Gam	Grades				Won-Lost	%Won	Captaincy	
					A	B	C	D			Games	%Won
1	HUGHES Peter	1985/86	33	384	87	247	38	12	199-168	54	-	-
2	PARHAM Trevor	1979/80	36	338	165	96	68	9	200-124	61	64	66
3	SMITH John	1980/81	37	327	3	136	157	31	175-141	55	37	70
4	BELL Geoff	1980/81	33	312	71	97	42	102	175-128	58	2	50
5	WILKIN Anthony	1991/92	27	295	92	117	51	35	158-121	56	25	60
6	GIBBIE Dom	1991/92	27	293	1	108	129	55	137-143	49	42	52
7	CONLEY Andrew	1988/89	30	286	168	27	71	20	151-120	55	105	62
8	CRAIGIE Grant	1985/86	27	280	28	157	68	27	144-124	54	55	55
9	EDWARDS Rob	1982/83	28	259	59	133	66	1	143-111	56	41	51
10	MARSHALL Ashley	1996/97	22	253	54	107	53	39	117-119	50	26	25
11	HODGE Andrew	1979/80	26	233	82	50	54	47	133- 94	58	69	57
12	PALMER Dave	1995/96	22	228	52	140	18	18	119- 98	55	63	43
13	DEY Richard	1993/94	23	216	79	113	15	9	116- 85	57	44	64
14	SCHULTZ Kristian	1997/98	21	212	204	7	1	-	95-105	48	36	40
15	CONROY Jason	1989/90	24	206	18	47	109	32	104- 96	52	67	41
16	TEMBY Paul	2000/01	18	201	134	50	8	9	101- 88	53	3	67
17	DAVIDSON Phil	1993/94	23	198	139	50	3	6	97- 92	51	32	41
18	WILLIAMS Scott	1983/84	24	188	112	56	15	5	107- 74	59	-	-
19	BURNETT Bill	1980/81	20	177	172	2	3	-	127- 42	74	101	76
20	HUXTABLE Andrew	1990/91	20	175	76	34	63	2	100- 68	59	10	10
21	TONKIN Andrew	2002/03	16	174	38	64	42	30	67- 96	42	43	31
22	BROWN David F	1994/95	20	168	-	9	102	57	81- 80	50	34	54
23	BROWN Andrew	1993/94	16	164	-	-	57	107	81- 76	52	-	-
24	WILLIAMS Mark	1988/89	16	163	107	54	2	-	96- 62	60	-	-
25	HUCKSTEPP Craig	1989/90	19	158	20	63	53	22	91- 64	59	-	-
26	ROWE Brenton	1996/97	17	156	5	93	50	8	52- 99	35	-	-
27	BROWNE Noel	1990/91	20	155	75	21	43	16	86- 61	58	-	-
28	FORSTER Tony	1984/85	14	153	149	4	-	-	103- 44	69	15	53
29	WILLIAMS John	1984/85	16	153	147	6	-	-	101- 45	68	31	56
30	GIBBIE Mick	1991/92	13	141	74	59	-	8	99- 37	72	38	62
31	MONAHAN Phil	2005/06	13	140	3	81	34	22	50- 78	40	36	46
32	FULLER Paul	1991/92	19	136	10	114	4	8	73- 60	55	2	50
33	BURNETT Tom	1979/80	14	134	96	30	6	2	88- 44	66	-	-
34	WILLCOX Steve	1989/90	19	132	1	29	63	39	65- 64	50	-	-
35	GREEN Anthony	1997/98	15	128	4	22	65	37	58- 61	49	2	75
36	DEY Cameron	1991/92	16	126	-	9	57	60	68- 55	55	-	-
37	CONROY Brian	1981/82	13	122	13	75	8	26	83- 35	70	80	73
38	NOBLE Bob	1980/81	11	117	32	85	-	-	71- 42	62	-	-
39	TONKIN Braedon	2007/08	11	116	17	44	36	19	52- 53	50	-	-
40	HEDGER John	1989/90	15	114	89	13	2	10	71- 39	64	-	-
41	DENIET Josh	2003/04	13	111	77	8	25	1	54- 50	52	17	79
42	COOMBE Peter A	1982/83	14	110	90	11	3	6	72- 35	67	3	33
43	SIDON Brendon	2000/01	13	109	93	9	7	-	49- 53	48	-	-
44	CRAM Don	1983/84	12	107	5	54	17	31	64- 39	62	3	33
45	ALSOP Greg	1997/98	10	105	61	41	3	-	45- 57	44	45	38
46	WILLIAMS Rowan	2008/09	10	104	91	11	2	-	48- 51	49	-	-
47	SCOTT Ron	1994/95	13	102	4	27	62	9	47- 49	49	-	-
48	HODGE David	1979/80	14	101	31	44	12	14	74- 24	75	1	100
49	DALY Mick	1980/81	11	101	16	62	23	-	65- 33	66	30	65
50	BRAMMY Simon	1994/95	13	95	47	32	9	7	46- 46	50	-	-
51	MARKS Greg	2009/10	9	94	13	49	29	3	39- 47	46	1	-
52	GIBBIE John	1991/92	9	93	-	3	3	87	54- 37	59	10	25
53	HUMPHERY Peter	1991/92	10	88	-	1	46	41	52- 35	60	-	-
54	BROWN Mike	1985/86	11	85	1	31	46	7	55- 27	66	1	100
55	SWIFT Andrew	1999/00	14	82	-	18	29	35	29- 51	37	1	-
56	DENIET Scott	2000/01	8	80	60	13	2	5	33- 43	44	-	-
57	LUONG Bang	1995/96	10	80	-	8	24	48	32- 47	41	-	-
58	MAZURKE Danny	1980/81	12	78	7	36	35	-	48- 26	64	21	74
59	McNAMARA Trinity	1993/94	10	77	25	14	32	6	49- 25	66	-	-
60	HOLST Bill	1982/83	10	77	16	44	13	4	39- 35	53	-	-
61	RUSBY Shane	1990/91	8	70	55	14	-	1	50- 18	73	-	-
62	LIPSETT Wes	2009/10	8	70	69	-	1	-	37- 28	56	4	25
63	HALL Michael	1987/88	9	69	1	36	22	10	38- 28	57	-	-
64	PANSINI Angelo	2013/14	5	66	8	14	39	5	33- 25	56	-	-
65	FERGUSON Haimish	2013/14	5	65	28	26	11	-	36- 24	59	-	-
66	PATMORE Dave	1979/80	9	64	8	33	1	22	43- 20	68	23	76
67	YOUNG Peter	1989/90	8	64	-	19	18	27	33- 30	52	21	48
68	DEANE Andrew	1983/84	6	63	42	21	-	-	44- 16	72	-	-
69	STEER Peter	1982/83	8	62	28	27	6	1	33- 28	54	-	-
70	HARRISON Graham	1988/89	7	61	49	11	-	1	37- 23	61	2	-
71	BRYSON Brett	2013/14	5	61	-	-	49	12	30- 25	54	40	66
72	BURTENSHAW Dave	1997/98	7	60	60	-	-	-	27- 31	47	31	50
73	MONAGHAN Scott	2013/14	5	59	30	26	3	-	33- 20	61	14	46
74	FROST Justin	2005/06	6	59	45	12	2	-	26- 30	47	-	-
75	SPANTON Troy	2013/14	5	59	6	29	21	3	26- 28	48	-	-

MOST RUNS MADE IN CAREER

Rank	Player Name	Debut	Yrs	Gam	Inn	NO	Runs	Ave	Innings	Scores	100	SeasonAgg	Pshps						
									Hi	100	50	30	0	Min	Hi	300	200	100	50
1	CONLEY Andrew	1988/89	30	286	291	41	8243	33.0	163*	10	43	46	26	77	650	11	8	22	87
2	PARHAM Trevor	1979/80	36	338	330	26	7629	25.1	179*	9	35	47	29	55	398	6	14	18	72
3	HUGHES Peter	1985/86	33	384	384	28	7576	21.3	125	5	30	64	40	41	389	4	17	18	71
4	EDWARDS Rob	1982/83	28	259	267	24	6563	27.0	188	7	29	59	17	54	678	11	5	16	74
5	HODGE Andrew	1979/80	26	233	242	38	6228	30.5	125*	6	33	37	22	42	757	6	8	15	65
6	CRAIGIE Grant	1985/86	27	280	265	31	5601	23.9	109*	3	28	37	22	19	591	4	9	10	56
7	BURNETT Bill	1980/81	20	177	169	27	5068	35.7	153	8	25	33	6	43	519	8	5	16	59
8	GIBBIE Dom	1991/92	27	293	280	36	5034	20.6	140	2	16	39	20	48	413	2	7	12	52
9	BELL Geoff	1980/81	33	312	272	66	4908	23.8	107	3	26	33	28	38	503	6	5	12	51
10	SCHULTZ Kristian	1997/98	21	212	222	15	4236	20.5	100*	1	20	35	20	29	355	1	11	7	44
11	GIBBIE Mick	1991/92	13	141	147	9	4169	30.2	119	3	19	36	14	50	608	8	4	13	45
12	SMITH John	1980/81	37	327	294	90	4111	20.2	100*	1	17	26	26	42	406	2	6	7	52
13	DAVIDSON Phil	1993/94	23	198	208	15	4048	21.0	93	-	21	29	22	19	450	4	5	6	41
14	CONROY Brian	1981/82	13	122	130	4	4033	32.0	156*	6	26	20	13	3	628	8	2	10	29
15	WILLIAMS Mark	1988/89	16	163	166	14	3946	26.0	91	-	30	22	19	29	421	5	7	6	37
16	TEMBY Paul	2000/01	18	201	191	14	3940	22.3	138	3	22	23	25	4	540	3	7	5	29
17	PALMER Dave	1995/96	22	228	227	21	3805	18.5	140	2	18	20	33	29	367	3	6	3	43
18	WILLIAMS John	1984/85	16	153	146	24	3360	27.5	108*	2	15	24	8	32	381	5	4	7	44
19	DEY Richard	1993/94	23	216	208	31	3345	18.9	81	-	14	23	32	16	279	-	7	5	29
20	BURNETT Tom	1979/80	14	134	134	20	3147	27.6	100*	1	14	24	5	39	474	4	4	8	42
21	MARSHALL Ashley	1996/97	22	253	228	36	2911	15.2	93	-	8	17	33	12	278	-	5	5	24
22	FORSTER Tony	1984/85	14	153	138	27	2831	25.5	114	2	13	20	10	14	522	3	1	5	25
23	ALSOP Greg	1997/98	10	105	117	9	2807	26.0	118	4	11	18	11	12	667	2	5	8	26
24	MONAHAN Phil	2005/06	13	140	142	7	2805	20.8	76	-	16	17	14	14	400	2	7	3	19
25	HUXTABLE Andrew	1990/91	20	175	166	15	2537	16.8	92	-	9	17	19	14	251	-	4	4	27
26	NOBLE Bob	1980/81	11	117	122	17	2478	23.6	92	-	13	17	7	10	493	3	2	8	22
27	DALY Mick	1980/81	11	101	108	7	2411	23.9	133*	4	11	13	12	9	476	3	2	2	28
28	HEDGER John	1989/90	15	114	114	7	2359	22.0	107*	2	11	17	11	12	512	1	5	1	28
29	TONKIN Andrew	2002/03	16	174	153	16	2329	17.0	121*	2	8	10	16	4	259	-	3	2	17
30	GIBBIE John	1991/92	9	93	92	13	2301	29.1	164*	4	10	15	7	10	400	4	2	7	23
31	LIPSETT Wes	2009/10	8	70	65	2	2213	35.1	104*	2	16	13	2	21	433	6	-	11	15
32	CONROY Jason	1989/90	24	206	190	17	2163	12.5	74	-	5	14	27	4	307	1	-	2	16
33	FULLER Paul	1991/92	19	136	134	13	1971	16.3	72	-	6	13	11	20	286	-	3	2	22
34	ROWE Brenton	1996/97	17	156	167	19	1954	13.2	60	-	5	13	15	13	218	-	1	3	17
35	PANSINI Angelo	2013/14	5	66	61	7	1921	35.6	212*	5	5	9	6	3	541	3	1	2	12
36	WILLCOX Steve	1989/90	19	132	122	16	1861	17.6	70	-	7	14	9	-	248	-	3	1	9
37	O'CONNELL Lachlan	1999/00	11	47	49	1	1831	38.1	146	3	12	9	5	6	431	4	-	2	20
38	BROWN David F	1994/95	20	168	151	22	1829	14.2	89	-	4	14	20	9	216	-	2	1	20
39	McNAMARA Trinity	1993/94	10	77	77	8	1824	26.4	113	2	10	10	6	3	385	2	2	6	15
40	CRAM Don	1983/84	12	107	110	12	1733	17.7	71	-	3	14	8	-	301	1	3	-	18
41	WILKIN Anthony	1991/92	27	295	204	50	1693	11.0	53*	-	1	5	30	2	144	-	-	-	8
42	HARRISON Graham	1988/89	7	61	59	6	1635	30.8	207	2	7	10	4	5	315	1	4	2	18
43	FERGUSON Haimish	2013/14	5	65	64	4	1614	26.9	140*	1	8	10	5	6	464	4	-	5	12
44	COOMBE Peter A	1982/83	14	110	84	37	1605	34.1	80	-	7	16	4	5	306	1	2	2	19
45	HOLST Bill	1982/83	10	77	76	3	1433	19.6	144	2	7	6	12	4	286	-	2	1	15
46	SWIFT Andrew	1999/00	14	82	87	2	1417	16.7	109	1	6	9	15	8	327	1	2	1	19
47	DEANE Andrew	1983/84	6	63	62	5	1407	24.7	106	2	7	4	3	8	360	2	1	2	18
48	HARRIS Glenn	2015/16	3	42	35	5	1401	46.7	172	4	5	7	1	5	693	2	1	3	10
49	HALL Michael	1987/88	9	69	76	10	1401	21.2	140	1	4	12	5	9	337	1	1	1	13
50	BROWNE Noel	1990/91	20	155	111	32	1367	17.3	98*	-	2	9	12	2	213	-	1	1	13
51	DEY Cameron	1991/92	16	126	122	22	1349	13.5	56*	-	1	11	16	8	197	-	-	-	14
52	BALYM Anton	2014/15	4	53	47	7	1304	32.6	104*	1	7	12	3	13	584	1	2	5	13
53	HODGE David	1979/80	14	101	84	21	1286	20.4	76	-	8	6	7	10	394	1	-	3	20
54	DENIET Josh	2003/04	13	111	90	22	1270	18.7	67*	-	2	13	14	1	237	-	2	-	10
55	GREEN Anthony	1997/98	15	128	105	21	1229	14.6	69*	-	4	4	15	3	216	-	1	1	12
56	RUSSELL Nic	2008/09	8	52	46	7	1171	30.0	136*	1	4	12	4	7	290	-	3	1	17
57	EMERY Peter	1990/91	6	38	38	2	1143	31.8	155	2	3	10	2	1	544	1	1	5	5
58	MANOS George	1980/81	6	54	61	12	1132	23.1	61*	-	5	12	9	3	339	1	1	2	12
59	LUONG Bang	1995/96	10	80	88	15	1112	15.2	87	-	4	3	13	6	255	-	2	2	11
60	BROWN Mike	1985/86	11	85	75	16	1043	17.7	85	-	3	8	6	2	257	-	3	1	8
61	WILSON Gary	2015/16	2	27	25	8	1008	59.3	105*	1	9	5	1	3	507	2	-	2	7
62	MITCHELL Rick	1990/91	4	32	33	1	999	31.2	146	2	5	5	3	2	365	3	-	2	10
63	STEER Peter	1982/83	8	62	55	11	989	22.5	58	-	3	12	6	6	376	1	-	1	17
64	MONAGHAN Scott	2013/14	5	59	52	6	979	21.3	114	1	3	7	3	2	242	-	3	3	10
65	BROWN Andrew	1993/94	16	164	138	18	964	8.0	45	-	-	3	27	-	97	-	-	-	5
66	BODEN Nick	2013/14	5	46	45	2	955	22.2	87	-	7	6	4	6	430	1	1	1	8
67	FERGUSON Lachlan	2014/15	4	51	47	7	930	23.3	65*	-	4	9	6	1	275	-	3	-	9
68	MYSTUIK Simon	2000/01	9	58	52	3	928	18.9	66	-	3	8	9	5	259	-	2	2	10
69	SHAW Phil	1990/91	4	36	32	5	917	34.0	100*	1	5	7	3	4	346	1	2	2	10
70	MAZURKE Danny	1980/81	12	78	70	15	917	16.7	78	-	3	3	6	-	338	1	-	1	3
71	YOUNG Peter	1989/90	8	64	59	12	902	19.2	123*	2	1	6	13	3	249	-	3	2	10
72	FRANKCOM John	1988/89	4	45	46	8	894	23.5	101*	1	3	7	5	5	287	-	2	1	10
73	McDONALD Andrew	1991/92	8	49	50	10	893	22.3	72*	-	3	12	5	5	184	-	-	1	12
74	COREY Mark	2001/02	3	30	31	3	883	31.5	73*	-	7	3	2	10	357	2	1	2	5
75	MELLORS Greg	1999/00	5	29	30	6	881	36.7	127*	2	2	7	3	6	357	1	1	5	8

BEST BATTING AVERAGE (MIN.600 RUNS) IN CAREER

Rank	Player Name	Debut	Yrs	Gam	Inn	NO	Runs	Ave
1	WILSON Gary	2015/16	2	27	25	8	1008	59.3
2	HARRIS Glenn	2015/16	3	42	35	5	1401	46.7
3	SCHMIAUKE Marc	2015/16	2	19	16	2	634	45.3
4	O'CONNELL Lachlan	1999/00	11	47	49	1	1831	38.1
5	MELLORS Greg	1999/00	5	29	30	6	881	36.7
6	BURNETT Bill	1980/81	20	177	169	27	5068	35.7
7	PANSINI Angelo	2013/14	5	66	61	7	1921	35.6
8	LIPSETT Wes	2009/10	8	70	65	2	2213	35.1
9	COOMBE Peter A	1982/83	14	110	84	37	1605	34.1
10	SHAW Phil	1990/91	4	36	32	5	917	34.0
11	CONLEY Andrew	1988/89	30	286	291	41	8243	33.0
12	BALYM Anton	2014/15	4	53	47	7	1304	32.6
13	CONROY Brian	1981/82	13	122	130	4	4033	32.0
14	EMERY Peter	1990/91	6	38	38	2	1143	31.8
15	COREY Mark	2001/02	3	30	31	3	883	31.5
16	MITCHELL Rick	1990/91	4	32	33	1	999	31.2
17	HARRISON Graham	1988/89	7	61	59	6	1635	30.8
18	HODGE Andrew	1979/80	26	233	242	38	6228	30.5
19	BROOKER Christian	2013/14	5	41	34	6	851	30.4
20	GIBBIE Mick	1991/92	13	141	147	9	4169	30.2

MOST TIMES TOP SCORE IN MATCH IN CAREER

Rank	Player Name	Debut	Yrs	Gam	Times Top Score	% of Games	Seasons with 4ts+ 3ts 2ts		
1	CONLEY Andrew	1988/89	30	286	62	21.7	5	4	9
2	HODGE Andrew	1979/80	26	233	54	23.2	3	5	5
3	HUGHES Peter	1985/86	33	384	54	14.1	1	4	13
4	PARHAM Trevor	1979/80	36	338	51	15.1	3	2	11
5	EDWARDS Rob	1982/83	28	259	44	17.0	4	3	5
6	CRAIGIE Grant	1985/86	27	280	37	13.2	2	2	6
7	BURNETT Bill	1980/81	20	177	36	20.3	2	6	4
8	GIBBIE Mick	1991/92	13	141	33	23.4	1	5	6
9	TEMBY Paul	2000/01	18	201	29	14.4	1	4	4
10	GIBBIE Dom	1991/92	27	293	29	9.9	-	2	6
11	DAVIDSON Phil	1993/94	23	198	28	14.1	1	2	6
12	BELL Geoff	1980/81	33	312	28	9.0	-	5	2
13	LIPSETT Wes	2009/10	8	70	26	37.1	4	2	-
14	WILLIAMS Mark	1988/89	16	163	26	16.0	-	4	3
15	CONROY Brian	1981/82	13	122	24	19.7	1	3	3
16	BURNETT Tom	1979/80	14	134	23	17.2	1	4	2
17	PALMER Dave	1995/96	22	228	23	10.1	1	2	2
18	WILLIAMS John	1984/85	16	153	22	14.4	-	5	2
19	SCHULTZ Kristian	1997/98	21	212	22	10.4	1	-	6
20	SMITH John	1980/81	37	327	22	6.7	1	3	3
21	ALSOP Greg	1997/98	10	105	21	20.0	1	3	1
22	MONAHAN Phil	2005/06	13	140	20	14.3	2	1	1
23	MARSHALL Ashley	1996/97	22	253	20	7.9	1	-	6
24	PANSINI Angelo	2013/14	5	66	18	27.3	3	-	1
25	HEDGER John	1989/90	15	114	18	15.8	1	3	1
26	FORSTER Tony	1984/85	14	153	18	11.8	2	-	2
27	O'CONNELL Lachlan	1999/00	11	47	17	36.2	2	-	3
28	DEY Richard	1993/94	23	216	17	7.9	-	1	2
29	DALY Mick	1980/81	11	101	15	14.9	2	-	2
30	NOBLE Bob	1980/81	11	117	15	12.8	1	3	-
31	GIBBIE John	1991/92	9	93	14	15.1	-	2	3
32	FULLER Paul	1991/92	19	136	14	10.3	1	2	-
33	ROWE Brenton	1996/97	17	156	13	8.3	-	-	3
34	TONKIN Andrew	2002/03	16	174	13	7.5	-	-	2
35	HARRIS Glenn	2015/16	3	42	12	28.6	1	-	1
36	HARRISON Graham	1988/89	7	61	12	19.7	1	-	3
37	HOLST Bill	1982/83	10	77	12	15.6	-	2	1
38	HUXTABLE Andrew	1990/91	20	175	12	6.9	-	1	1
39	WILSON Gary	2015/16	2	27	11	40.7	2	-	-
40	BALYM Anton	2014/15	4	53	11	20.8	-	3	1
41	COOMBE Peter A	1982/83	14	110	11	10.0	-	2	1
42	WILKIN Anthony	1991/92	27	295	10	3.4	-	-	3
43	BODEN Nick	2013/14	5	46	9	19.6	1	-	2
44	RUSSELL Nic	2008/09	8	52	9	17.3	-	1	2
45	McNAMARA Trinity	1993/94	10	77	9	11.7	-	1	2
46	COREY Mark	2001/02	3	30	8	26.7	-	2	1
47	FERGUSON Lachlan	2014/15	4	51	8	15.7	-	2	1
48	DEANE Andrew	1983/84	6	63	8	12.7	1	-	-
49	YOUNG Peter	1989/90	8	64	8	12.5	-	-	2
50	FERGUSON Haimish	2013/14	5	65	8	12.3	-	1	2
51	HALL Michael	1987/88	9	69	8	11.6	-	-	2
52	SWIFT Andrew	1999/00	14	82	8	9.8	-	1	1
53	CONROY Jason	1989/90	24	206	8	3.9	-	-	1

MOST INNINGS OF 100 MINUTES OR LONGER IN CAREER

Rank	Player Name	Debut	Yrs	Gam	Longest Inn(min)	Inning Times in Min.			Total times	100+ Min % of Inn
						200+	150-199	100-149		
1	CONLEY Andrew	1988/89	30	286	305	7	24	46	77	26.5
2	PARHAM Trevor	1979/80	36	338	234	4	13	38	55	16.7
3	EDWARDS Rob	1982/83	28	259	249	7	5	42	54	20.2
4	GIBBIE Mick	1991/92	13	141	274	5	12	33	50	34.0
5	GIBBIE Dom	1991/92	27	293	227	1	9	38	48	17.1
6	BURNETT Bill	1980/81	20	177	285	6	16	21	43	25.4
7	HODGE Andrew	1979/80	26	233	188	-	7	35	42	17.4
8	SMITH John	1980/81	37	327	271	6	10	26	42	14.3
9	HUGHES Peter	1985/86	33	384	243	1	5	35	41	10.7
10	BURNETT Tom	1979/80	14	134	212	2	15	22	39	29.1
11	BELL Geoff	1980/81	33	312	245	3	12	23	38	14.0
12	WILLIAMS John	1984/85	16	153	204	1	3	28	32	21.9
13	WILLIAMS Mark	1988/89	16	163	195	-	6	23	29	17.5
14	SCHULTZ Kristian	1997/98	21	212	186	-	7	22	29	13.1
15	PALMER Dave	1995/96	22	228	238	5	2	22	29	12.8
16	LIPSETT Wes	2009/10	8	70	189	-	7	14	21	32.3
17	FULLER Paul	1991/92	19	136	226	2	4	14	20	14.9
18	DAVIDSON Phil	1993/94	23	198	189	-	4	15	19	9.1
19	CRAIGIE Grant	1985/86	27	280	180	-	4	15	19	7.2
20	DEY Richard	1993/94	23	216	170	-	1	15	16	7.7

MOST MINUTES PER INNINGS (MIN.600 RUNS) IN CAREER

Rank	Player Name	Debut	Yrs	Gam	All Inn	Timed Inn	Total Minutes	Minutes per Inning	Runs per Minute
1	GIBBIE Mick	1991/92	13	141	147	144	10932	75.92	0.380
2	LIPSETT Wes	2009/10	8	70	65	65	4844	74.52	0.457
3	COREY Mark	2001/02	3	30	31	31	2301	74.23	0.384
4	BURNETT Tom	1979/80	14	134	134	129	9417	73.00	0.329
5	BURNETT Bill	1980/81	20	177	169	158	11476	72.63	0.429
6	SCHMIDAUKE Marc	2015/16	2	19	16	16	1151	71.94	0.551
7	CONLEY Andrew	1988/89	30	286	291	287	20455	71.27	0.401
8	BALYM Anton	2014/15	4	53	47	47	2970	63.19	0.439
9	BARTON Matthew	2000/01	5	34	34	34	2137	62.85	0.341
10	EDWARDS Rob	1982/83	28	259	267	261	16185	62.01	0.403
11	WILLIAMS John	1984/85	16	153	146	139	8464	60.89	0.393
12	McCULLOUGH Mick	1991/92	4	36	37	37	2155	58.24	0.311
13	HARRISON Graham	1988/89	7	61	59	56	3171	56.63	0.506
14	GIBBIE Dom	1991/92	27	293	280	276	15510	56.20	0.321
15	PARHAM Trevor	1979/80	36	338	330	321	17940	55.89	0.419
16	STEER Peter	1982/83	8	62	55	47	2622	55.79	0.360
17	FULLER Paul	1991/92	19	136	134	134	7456	55.64	0.264
18	WILLIAMS Mark	1988/89	16	163	166	164	8944	54.54	0.439
19	WILSON Gary	2015/16	2	27	25	25	1361	54.44	0.741
20	HODGE Andrew	1979/80	26	233	242	237	12716	53.65	0.485
21	PERRYMAN Gavin	1992/93	6	37	37	37	1971	53.27	0.395
22	MELLORS Greg	1999/00	5	29	30	29	1517	52.31	0.577
23	O'CONNELL Lachlan	1999/00	11	47	49	49	2559	52.22	0.716
24	HALL Michael	1987/88	9	69	76	75	3891	51.88	0.357
25	SHAW Phil	1990/91	4	36	32	32	1632	51.00	0.562
26	FRANKCOM John	1988/89	4	45	46	42	2140	50.95	0.404
27	ALSOP Greg	1997/98	10	105	117	117	5936	50.74	0.473
28	SCHULTZ Kristian	1997/98	21	212	222	222	11197	50.44	0.378
29	DEANE Andrew	1983/84	6	63	62	58	2891	49.84	0.476
30	SMITH John	1980/81	37	327	294	286	14252	49.83	0.286
31	LOUGHEAD Paul	1991/92	10	54	58	55	2738	49.78	0.269
32	BELL Geoff	1980/81	33	312	272	253	12341	48.78	0.389
33	HARRIS Glenn	2015/16	3	42	35	35	1690	48.29	0.829
34	MCDONALD Andrew	1991/92	8	49	50	49	2296	46.86	0.385
35	BROOKER Christian	2013/14	5	41	34	34	1590	46.76	0.535
36	LIGHTFOOT Derek	2007/08	7	42	39	39	1793	45.97	0.351
37	PALMER Dave	1995/96	22	228	227	227	10330	45.51	0.368
38	BODEN Nick	2013/14	5	46	45	45	2044	45.42	0.467
39	DALY Mick	1980/81	11	101	108	97	4379	45.14	0.522
40	HEDGER John	1989/90	15	114	114	108	4875	45.14	0.474
41	COOMBE Peter A	1982/83	14	110	84	78	3510	45.00	0.448
42	RUSSELL Nic	2008/09	8	52	46	46	2053	44.63	0.570
43	MONAGHAN Scott	2013/14	5	59	52	52	2311	44.44	0.424
44	HODGE David	1979/80	14	101	84	74	3268	44.16	0.367
45	SHIPP Andrew	1984/85	4	29	27	25	1103	44.12	0.551
46	HUGHES Peter	1985/86	33	384	384	381	16739	43.93	0.449
47	CRAIGIE Grant	1985/86	27	280	265	261	11426	43.78	0.487
48	DAVIDSON Phil	1993/94	23	198	208	208	9043	43.48	0.448
49	MITCHELL Rick	1990/91	4	32	33	32	1370	42.81	0.729
50	FORSTER Tony	1984/85	14	153	138	127	5418	42.66	0.509

MOST SCORES OVER 50 IN CAREER

Rank	Player Name	Debut	Yrs	Gam	No. Scores over 50		Tot	Percent times scored			
					100+	50-99		50+	30-49	10-29	0-9
1	CONLEY Andrew	1988/89	30	286	10	43	53	18	16	37	29
2	PARHAM Trevor	1979/80	36	338	9	35	44	13	14	37	35
3	HODGE Andrew	1979/80	26	233	6	33	39	16	15	33	35
4	EDWARDS Rob	1982/83	28	259	7	29	36	13	22	28	36
5	HUGHES Peter	1985/86	33	384	5	30	35	9	17	32	42
6	BURNETT Bill	1980/81	20	177	8	25	33	20	20	31	30
7	CONROY Brian	1981/82	13	122	6	26	32	25	15	29	31
8	CRAIGIE Grant	1985/86	27	280	3	28	31	12	14	33	42
9	WILLIAMS Mark	1988/89	16	163	-	30	30	18	13	33	36
10	BELL Geoff	1980/81	33	312	3	26	29	11	12	28	49
11	TEMBY Paul	2000/01	18	201	3	22	25	13	12	31	43
12	GIBBIE Mick	1991/92	13	141	3	19	22	15	24	31	30
13	DAVIDSON Phil	1993/94	23	198	-	21	21	10	14	35	41
14	SCHULTZ Kristian	1997/98	21	212	1	20	21	9	16	29	45
15	PALMER Dave	1995/96	22	228	2	18	20	9	9	29	53
16	LIPSETT Wes	2009/10	8	70	2	16	18	28	20	28	25
17	GIBBIE Dom	1991/92	27	293	2	16	18	6	14	38	42
18	SMITH John	1980/81	37	327	1	17	18	6	9	27	58
19	WILLIAMS John	1984/85	16	153	2	15	17	12	16	41	31
20	MONAHAN Phil	2005/06	13	140	-	16	16	11	12	35	42

MOST PARTNERSHIP RUNS IN CAREER

Rank	Player Name	Debut	Yrs	Gam	Total Pship Runs	Pship Runs per Inn	Best PShip	Pships of			Player Runs	% of P'ship
								100	50	30		
1	CONLEY Andrew	1988/89	30	286	17848	61.3	238	22	87	109	8243	46.2
2	HUGHES Peter	1985/86	33	384	15904	41.4	260	18	71	110	7576	47.6
3	PARHAM Trevor	1979/80	36	338	15469	46.9	204	18	72	102	7629	49.3
4	EDWARDS Rob	1982/83	28	259	13905	52.1	190	16	74	82	6563	47.2
5	HODGE Andrew	1979/80	26	233	12895	53.3	181	15	65	81	6228	48.3
6	GIBBIE Dom	1991/92	27	293	12823	45.8	163	12	52	83	5034	39.3
7	SMITH John	1980/81	37	327	11665	39.7	156	7	52	71	4111	35.2
8	CRAIGIE Grant	1985/86	27	280	11556	43.6	238	10	56	76	5601	48.5
9	BELL Geoff	1980/81	33	312	11483	42.2	181	12	51	59	4908	42.7
10	BURNETT Bill	1980/81	20	177	10751	63.6	162	16	59	61	5068	47.1
11	SCHULTZ Kristian	1997/98	21	212	9994	45.0	211	7	44	63	4236	42.4
12	PALMER Dave	1995/96	22	228	8877	39.1	158	3	43	56	3805	42.9
13	GIBBIE Mick	1991/92	13	141	8532	58.0	140	13	45	48	4169	48.9
14	DAVIDSON Phil	1993/94	23	198	8261	39.7	151	6	41	48	4048	49.0
15	BURNETT Tom	1979/80	14	134	7901	59.0	160	8	42	45	3147	39.8
16	WILLIAMS Mark	1988/89	16	163	7846	47.3	153	6	37	56	3946	50.3
17	DEY Richard	1993/94	23	216	7559	36.3	151	5	29	56	3345	44.3
18	WILLIAMS John	1984/85	16	153	7538	51.6	165	7	44	42	3360	44.6
19	MARSHALL Ashley	1996/97	22	253	6937	30.4	134	5	24	41	2911	42.0
20	HUXTABLE Andrew	1990/91	20	175	6386	38.5	153	4	27	45	2537	39.7
21	TEMBY Paul	2000/01	18	201	6340	33.2	134	5	29	41	3940	62.1
22	CONROY Brian	1981/82	13	122	5873	45.2	228	10	29	29	4033	68.7
23	ALSOP Greg	1997/98	10	105	5585	47.7	136	8	26	34	2807	50.3
24	FORSTER Tony	1984/85	14	153	5367	38.9	130	5	25	36	2831	52.7
25	MONAHAN Phil	2005/06	13	140	5284	37.2	184	3	19	37	2805	53.1
26	NOBLE Bob	1980/81	11	117	5247	43.0	228	8	22	28	2478	47.2
27	ROWE Brenton	1996/97	17	156	5128	30.7	136	3	17	31	1954	38.1
28	CONROY Jason	1989/90	24	206	5088	26.8	148	2	16	37	2163	42.5
29	FULLER Paul	1991/92	19	136	5054	37.7	130	2	22	30	1971	39.0
30	BROWN David F	1994/95	20	168	4808	31.8	204	1	20	26	1829	38.0
31	LIPSETT Wes	2009/10	8	70	4634	71.3	211	11	15	27	2213	47.8
32	GIBBIE John	1991/92	9	93	4508	49.0	141	7	23	26	2301	51.0
33	DALY Mick	1980/81	11	101	4484	41.5	116	2	28	22	2411	53.8
34	HEDGER John	1989/90	15	114	4482	39.3	130	1	28	27	2359	52.6
35	TONKIN Andrew	2002/03	16	174	4331	28.3	158	2	17	27	2329	53.8
36	WILKIN Anthony	1991/92	27	295	3975	19.5	92	-	8	25	1693	42.6
37	HODGE David	1979/80	14	101	3596	42.8	129	3	20	21	1286	35.8
38	COOMBE Peter A	1982/83	14	110	3590	42.7	115	2	19	22	1605	44.7
39	McNAMARA Trinity	1993/94	10	77	3247	42.2	119	6	15	18	1824	56.2
40	CRAM Don	1983/84	12	107	3227	29.3	97	-	18	23	1733	53.7
41	BALYM Anton	2014/15	4	53	3154	67.1	242	5	13	17	1304	41.3
42	BROWNE Noel	1990/91	20	155	3128	28.2	130	1	13	20	1367	43.7
43	HALL Michael	1987/88	9	69	3084	40.6	101	1	13	24	1401	45.4
44	DEANE Andrew	1983/84	6	63	3054	49.3	160	2	18	24	1407	46.1
45	GREEN Anthony	1997/98	15	128	2996	28.5	104	1	12	21	1229	41.0
46	DEY Cameron	1991/92	16	126	2991	24.5	94	-	14	18	1349	45.1
47	WILLCOX Steve	1989/90	19	132	2985	24.5	132	1	9	24	1861	62.3
48	PANSINI Angelo	2013/14	5	66	2929	48.0	260	2	12	20	1921	65.6
49	FERGUSON Haimish	2013/14	5	65	2916	45.6	242	5	12	17	1614	55.3
50	HARRISON Graham	1988/89	7	61	2906	49.3	165	2	18	17	1635	56.3

MOST SEASONS SCORING 200+ RUNS IN CAREER

Rank	Player Name	Debut	Yrs	Gam	Best Season	Season Aggregates					% Seasons
						400	300	250	200	total	>200 runs
1	HUGHES Peter	1985/86	33	384	389	-	4	10	7	21	63.6
2	PARHAM Trevor	1979/80	36	338	398	-	6	6	8	20	55.6
3	CONLEY Andrew	1988/89	30	286	650	6	5	3	5	19	63.3
4	EDWARDS Rob	1982/83	28	259	678	4	7	1	4	16	57.1
5	HODGE Andrew	1979/80	26	233	757	3	3	6	2	14	53.8
6	BURNETT Bill	1980/81	20	177	519	4	4	1	4	13	65.0
7	CRAIGIE Grant	1985/86	27	280	591	1	3	2	7	13	48.1
8	GIBBIE Mick	1991/92	13	141	608	2	6	3	1	12	92.3
9	WILLIAMS Mark	1988/89	16	163	421	1	4	5	2	12	75.0
10	SCHULTZ Kristian	1997/98	21	212	355	-	1	5	6	12	57.1
11	BELL Geoff	1980/81	33	312	503	2	4	1	4	11	33.3
12	CONROY Brian	1981/82	13	122	628	3	5	1	1	10	76.9
13	TEMBY Paul	2000/01	18	201	540	1	2	2	5	10	55.6
14	MONAHAN Phil	2005/06	13	140	400	1	1	1	6	9	69.2
15	WILLIAMS John	1984/85	16	153	381	-	5	2	2	9	56.3
16	PALMER Dave	1995/96	22	228	367	-	3	1	5	9	40.9
17	DAVIDSON Phil	1993/94	23	198	450	1	3	1	4	9	39.1
18	GIBBIE Dom	1991/92	27	293	413	1	1	6	1	9	33.3
19	BURNETT Tom	1979/80	14	134	474	1	3	2	2	8	57.1
20	SMITH John	1980/81	37	327	406	1	1	1	5	8	21.6

MOST PARTNERSHIP RUNS TOGETHER IN CAREER

Rank	Names of Partners	No. of Pships	Not Outs	Pship Runs	Ave. Pship	Best Pship	Pships of	
							100	50
1	PARHAM Trevor & BURNETT Tom	44	2	1710	40.7	140	3	11
2	BURNETT Tom & BURNETT Bill	38	2	1491	41.4	130	3	10
3	SCHULTZ Kristian & LIPSETT Wes	39	2	1422	38.4	211	4	4
4	SCHULTZ Kristian & DAVIDSON Phil	65	2	1356	21.5	99	-	7
5	GIBBIE Dom & CONLEY Andrew	29	1	1218	43.5	159	3	6
6	CRAIGIE Grant & CONLEY Andrew	34	3	1122	36.2	238	3	3
7	EDWARDS Rob & PARHAM Trevor	35	2	1112	33.7	190	2	3
8	SMITH John & DALY Mick	43	1	1088	25.9	115	1	6
9	CONLEY Andrew & BURNETT Bill	34	2	1072	33.5	140	1	7
10	BALYM Anton & FERGUSON Haimish	25	1	1059	44.1	242	3	4
11	SMITH John & NOBLE Bob	29	2	1011	37.4	101	1	10
12	HUGHES Peter & PALMER Dave	35	1	990	29.1	91	-	8
13	HODGE Andrew & BURNETT Bill	21	1	988	49.4	148	3	3
14	GIBBIE John & HODGE Andrew	21	1	977	48.9	128	3	6
15	PARHAM Trevor & CONLEY Andrew	38	1	942	25.5	148	1	4
16	FORSTER Tony & CONLEY Andrew	23	-	891	38.7	110	3	4
17	EDWARDS Rob & FULLER Paul	34	-	874	25.7	97	-	7
18	WILLIAMS John & BURNETT Bill	30	1	873	30.1	162	2	3
19	WILLIAMS John & CONLEY Andrew	29	4	829	33.2	112	2	4
20	PARHAM Trevor & BURNETT Bill	34	1	806	24.4	75	-	5
21	CONROY Brian & NOBLE Bob	16	1	795	53.0	228	4	2
22	HUGHES Peter & CONLEY Andrew	30	2	793	28.3	102	1	4
23	WILLIAMS John & FORSTER Tony	29	2	792	29.3	94	-	5
24	DAVIDSON Phil & ALSOP Greg	30	-	789	26.3	130	2	1
25	CRAIGIE Grant & PARHAM Trevor	25	1	777	32.4	102	1	5
26	DAVIDSON Phil & HUGHES Peter	28	1	750	27.8	95	-	6
27	O'CONNELL Lachlan & SCHULTZ Kristian	24	1	743	32.3	79	-	5
28	SCHULTZ Kristian & ALSOP Greg	26	3	727	31.6	130	1	5
29	SCHULTZ Kristian & CONLEY Andrew	29	2	717	26.6	131	1	4
30	PARHAM Trevor & WILLIAMS John	25	1	706	29.4	106	1	3
31	MITCHELL Rick & GIBBIE Mick	27	-	700	25.9	109	1	5
32	GIBBIE Dom & BELL Geoff	11	-	683	62.1	131	4	1
33	HUGHES Peter & MARSHALL Ashley	21	1	677	33.9	105	1	4
34	COOMBE Peter A & BURNETT Bill	14	3	675	61.4	115	1	5
35	CRAIGIE Grant & GIBBIE Dom	32	1	674	21.7	93	-	5
36	WILLIAMS John & HEDGER John	19	2	673	39.6	97	-	6
37	BROWN David F & BELL Geoff	21	-	665	31.7	94	-	5
38	CONLEY Andrew & GIBBIE Mick	27	1	648	24.9	76	-	4
39	HODGE Andrew & BELL Geoff	19	1	642	35.7	181	1	2
40	EDWARDS Rob & HODGE Andrew	20	1	621	32.7	108	1	4
41	GIBBIE Mick & FULLER Paul	24	-	615	25.6	112	1	2
42	MONAHAN Phil & GIBBIE Dom	27	-	615	22.8	99	-	1
43	EDWARDS Rob & HUXTABLE Andrew	13	1	606	50.5	147	1	3
44	WILLIAMS Mark & EDWARDS Rob	19	-	602	31.7	90	-	3
45	GIBBIE Mick & GUTSCHE Anton	19	-	588	30.9	140	2	2
46	HUGHES Peter & FULLER Paul	18	-	585	32.5	130	1	4
47	PARHAM Trevor & FULLER Paul	30	-	584	19.5	87	-	1
48	MONAHAN Phil & CONLEY Andrew	19	1	580	32.2	86	-	4
49	EDWARDS Rob & BURNETT Bill	22	-	576	26.2	102	1	4
50	GIBBIE Mick & PARHAM Trevor	20	-	573	28.7	82	-	5
51	BROWN David F & HODGE Andrew	16	1	542	36.1	91	-	5
52	HUGHES Peter & EDWARDS Rob	23	-	513	22.3	114	2	1

HIGHEST PERCENT OF TEAM RUNS SCORED (MIN.600 RUNS) IN CAREER

Rank	Player Name	Debut	Yrs	Gam	Player Runs	Team Runs	% of Team Runs
1	WILSON Gary	2015/16	2	27	1008	4341	23.22
2	HARRIS Glenn	2015/16	3	42	1401	6841	20.48
3	O'CONNELL Lachlan	1999/00	11	47	1831	9240	19.82
4	LIPSETT Wes	2009/10	8	70	2213	11768	18.81
5	PANSINI Angelo	2013/14	5	66	1921	10635	18.06
6	SCHMIAUKE Marc	2015/16	2	19	634	3687	17.20
7	COREY Mark	2001/02	3	30	883	5383	16.40
8	MELLORS Greg	1999/00	5	29	881	5453	16.16
9	CONLEY Andrew	1988/89	30	286	8243	52285	15.77
10	GIBBIE Mick	1991/92	13	141	4169	26734	15.59
11	CONROY Brian	1981/82	13	122	4033	25868	15.59
12	MITCHELL Rick	1990/91	4	32	999	6530	15.30
13	BURNETT Bill	1980/81	20	177	5068	33189	15.27
14	HARRISON Graham	1988/89	7	61	1635	11338	14.42
15	ALSOP Greg	1997/98	10	105	2807	19549	14.36
16	BALYM Anton	2014/15	4	53	1304	9108	14.32
17	HODGE Andrew	1979/80	26	233	6228	44139	14.11
18	EDWARDS Rob	1982/83	28	259	6563	47502	13.82
19	EMERY Peter	1990/91	6	38	1143	8284	13.80
20	FERGUSON Haimish	2013/14	5	65	1614	11705	13.79
21	MONAHAN Phil	2005/06	13	140	2805	21577	13.00
22	ROUTLEDGE Steve	2007/08	4	31	654	5040	12.98
23	RUSSELL Nic	2008/09	8	52	1171	9222	12.70
24	WILLIAMS Mark	1988/89	16	163	3946	31079	12.70
25	SHAW Phil	1990/91	4	36	917	7368	12.45
26	BROOKER Christian	2013/14	5	41	851	6854	12.42
27	PARHAM Trevor	1979/80	36	338	7629	61754	12.35
28	BURNETT Tom	1979/80	14	134	3147	25673	12.26
29	PERRYMAN Gavin	1992/93	6	37	779	6388	12.19
30	GIBBIE John	1991/92	9	93	2301	18982	12.12
31	BODEN Nick	2013/14	5	46	955	7988	11.96
32	McNAMARA Trinity	1993/94	10	77	1824	15337	11.89
33	HARPER Brent	2006/07	4	38	834	7028	11.87
34	DALY Mick	1980/81	11	101	2411	20504	11.76
35	CRAIGIE Grant	1985/86	27	280	5601	47830	11.71
36	WILLIAMS John	1984/85	16	153	3360	29442	11.41
37	FRANKCOM John	1988/89	4	45	894	7881	11.34
38	BARTON Matthew	2000/01	5	34	729	6612	11.03
39	DAVIDSON Phil	1993/94	23	198	4048	36765	11.01
40	SCHULTZ Kristian	1997/98	21	212	4236	38478	11.01
41	HUGHES Peter	1985/86	33	384	7576	68885	11.00
42	HEDGER John	1989/90	15	114	2359	21615	10.91
43	TEMBY Paul	2000/01	18	201	3940	36281	10.86
44	NOBLE Bob	1980/81	11	117	2478	23160	10.70
45	DEANE Andrew	1983/84	6	63	1407	13185	10.67
46	SHIPP Andrew	1984/85	4	29	633	5979	10.59
47	HALL Michael	1987/88	9	69	1401	13609	10.29
48	MANOS George	1980/81	6	54	1132	11218	10.09
49	FERGUSON Lachlan	2014/15	4	51	930	9234	10.07
50	MCDONALD Andrew	1991/92	8	49	893	8978	9.95

BATSMEN MOST BOWLED, LBW & STUMPED IN CAREER

Rank	Player Name	Debut	Yrs	Gam	BOWLED	Total Outs	% of Total
1	HUGHES Peter	1985/86	33	384	94	356	26.4
2	EDWARDS Rob	1982/83	28	259	76	243	31.3
3	CONLEY Andrew	1988/89	30	286	75	250	30.0
4	HODGE Andrew	1979/80	26	233	66	204	32.4
5	SMITH John	1980/81	37	327	54	204	26.5
6	BELL Geoff	1980/81	33	312	54	206	26.2
7	PALMER Dave	1995/96	22	228	52	206	25.2
8	CONROY Brian	1981/82	13	122	50	126	39.7
9	TONKIN Andrew	2002/03	16	174	50	137	36.5
Rank	Player Name	Debut	Yrs	Gam	LBW	Total Outs	% of Total
1	SCHULTZ Kristian	1997/98	21	212	38	207	18.4
2	PALMER Dave	1995/96	22	228	31	206	15.0
3	CRAIGIE Grant	1985/86	27	280	28	234	12.0
4	DEY Richard	1993/94	23	216	27	177	15.3
5	GIBBIE Dom	1991/92	27	293	25	244	10.2
6	HUGHES Peter	1985/86	33	384	24	356	6.7
7	GIBBIE Mick	1991/92	13	141	19	138	13.8
8	SMITH John	1980/81	37	327	19	204	9.3
9	ALSOP Greg	1997/98	10	105	16	108	14.8
15	BODEN Nick	2013/14	5	46	12	43	27.9
Rank	Player Name	Debut	Yrs	Gam	STUMPED	Total Outs	% of Total
1	WILLIAMS Scott	1983/84	24	188	8	81	9.9
2	HUGHES Peter	1985/86	33	384	8	356	2.2
3	WILKIN Anthony	1991/92	27	295	6	154	3.9
4	DEY Richard	1993/94	23	216	6	177	3.4

MOST DUCKS IN CAREER

Rank	Player Name	Debut	Yrs	Gam	No. of Ducks	% of Inn	Seasons with		
							4d+	3d	2d
1	HUGHES Peter	1985/86	33	384	40	10.4	1	3	8
2	PALMER Dave	1995/96	22	228	33	14.5	-	4	5
3	MARSHALL Ashley	1996/97	22	253	33	14.5	1	4	5
4	DEY Richard	1993/94	23	216	32	15.4	3	-	4
5	WILKIN Anthony	1991/92	27	295	30	14.7	-	3	7
6	WILLIAMS Scott	1983/84	24	188	29	22.1	-	4	6
7	PARHAM Trevor	1979/80	36	338	29	8.8	1	2	2
8	BELL Geoff	1980/81	33	312	28	10.3	-	2	6
9	BROWN Andrew	1993/94	16	164	27	19.6	-	3	8
10	CONROY Jason	1989/90	24	206	27	14.2	-	2	6
11	CONLEY Andrew	1988/89	30	286	26	8.9	-	1	7
12	SMITH John	1980/81	37	327	26	8.8	1	1	3
13	TEMBY Paul	2000/01	18	201	25	13.1	2	1	4
14	HUCKSTEPP Craig	1989/90	19	158	22	21.2	-	4	2
15	DAVIDSON Phil	1993/94	23	198	22	10.6	2	2	1
16	HODGE Andrew	1979/80	26	233	22	9.1	-	1	3
17	CRAIGIE Grant	1985/86	27	280	22	8.3	-	1	4
18	TONKIN Braedon	2007/08	11	116	21	26.9	1	3	3
19	BROWN David F	1994/95	20	168	20	13.2	-	-	5
20	SCHULTZ Kristian	1997/98	21	212	20	9.0	-	-	4
21	GIBBIE Dom	1991/92	27	293	20	7.1	-	1	5
22	HUXTABLE Andrew	1990/91	20	175	19	11.4	-	1	4
23	WILLIAMS Mark	1988/89	16	163	19	11.4	-	1	4
24	WILLIAMS Rowan	2008/09	10	104	17	20.7	3	-	1
25	EDWARDS Rob	1982/83	28	259	17	6.4	-	1	2

HIGHEST PERCENT OF DUCKS SCORED (MIN. 10 DUCKS) IN CAREER

Rank	Player Name	Debut	Yrs	Gam	% of Inn w/ Duck	No. of Ducks	Seasons with		
							4d+	3d	2d
1	SCOTT Anthony	1997/98	10	57	36.4	16	2	1	1
2	CAIRNEY Columba	1996/97	11	41	30.6	11	1	-	2
3	TONKIN Braedon	2007/08	11	116	26.9	21	1	3	3
4	SPANTON Troy	2013/14	5	59	24.0	12	1	1	2
5	WILLIAMS Scott	1983/84	24	188	22.1	29	-	4	6
6	YOUNG Peter	1989/90	8	64	22.0	13	1	-	2
7	SHEARER Duncan	2002/03	8	54	21.7	10	-	2	1
8	MARKS Greg	2009/10	9	94	21.6	16	1	1	4
9	HUCKSTEPP Craig	1989/90	19	158	21.2	22	-	4	2
10	WILLIAMS Rowan	2008/09	10	104	20.7	17	3	-	1

BATSMEN MOST INVOLVED IN RUN OUTS IN CAREER

Rank	Player Name	Debut	Yrs	Gam	Self Run-Out	Partner Run-Out	Total	RunOuts per 1000 Pship Runs
1	BELL Geoff	1980/81	33	312	19	21	40	3.48
2	HUGHES Peter	1985/86	33	384	19	20	39	2.45
3	PARHAM Trevor	1979/80	36	338	26	8	34	2.20
4	GIBBIE Dom	1991/92	27	293	17	15	32	2.50
5	SMITH John	1980/81	37	327	13	16	29	2.49
6	CONLEY Andrew	1988/89	30	286	12	15	27	1.51
7	CRAIGIE Grant	1985/86	27	280	9	17	26	2.25
8	EDWARDS Rob	1982/83	28	259	14	12	26	1.87
9	PALMER Dave	1995/96	22	228	9	16	25	2.82
10	HUXTABLE Andrew	1990/91	20	175	12	11	23	3.60
11	MARSHALL Ashley	1996/97	22	253	15	8	23	3.32
12	BURNETT Tom	1979/80	14	134	14	9	23	2.91
13	DAVIDSON Phil	1993/94	23	198	10	13	23	2.78
14	HODGE Andrew	1979/80	26	233	9	14	23	1.78
15	WILLIAMS Mark	1988/89	16	163	9	13	22	2.80
16	WILLIAMS John	1984/85	16	153	10	9	19	2.52
17	SCHULTZ Kristian	1997/98	21	212	8	11	19	1.90
18	DEY Richard	1993/94	23	216	9	9	18	2.38
19	ROWE Brenton	1996/97	17	156	12	4	16	3.12
20	GIBBIE Mick	1991/92	13	141	4	12	16	1.88

BATTING PAIRS MOST INVOLVED IN RUN OUTS IN CAREER

RunOuts	Names of Partners	
4	BURNETT Bill & BURNETT Tom, SCHULTZ Kristian & HUXTABLE Andrew.	
3	BURNETT Tom & DALY Mick, PAPAGALLO Frank & COOMBE Peter A, HEDGER John & BURNETT Bill, BELL Geoff & BROWN David F, WILLIAMS John & WILLIAMS Mark, WILLIAMS Mark & GIBBIE Mick, BELL Geoff & SMITH John, SCHULTZ Kristian & DAVIDSON Phil, EDWARDS Rob & HUGHES Peter, BELL Geoff & SWIFT Andrew, SIDON Brendon & RUSSELL Nick, DEY Richard & SIDON Richard.	

HIGHEST PERCENT SCORED AT CREASE (MIN.600 RUNS) IN CAREER

Rank	Player Name	Debut	Yrs	Gam	Scored Runs	P'ship Runs	% runs at Crease
1	CONROY Brian	1981/82	13	122	4033	5873	68.67
2	O'CONNELL Lachlan	1999/00	11	47	1831	2720	67.32
3	MITCHELL Rick	1990/91	4	32	999	1496	66.78
4	EMERY Peter	1990/91	6	38	1143	1741	65.65
5	PANSINI Angelo	2013/14	5	66	1921	2929	65.59
6	MAZURKE Danny	1980/81	12	78	917	1432	64.04
7	CADD Anthony	2008/09	5	42	619	975	63.49
8	HARRIS Glenn	2015/16	3	42	1401	2242	62.49
9	WILLCOX Steve	1989/90	19	132	1861	2985	62.35
10	TEMBY Paul	2000/01	18	201	3940	6340	62.15
11	PUGH Ben	2006/07	5	44	699	1125	62.13
12	WILSON Gary	2015/16	2	27	1008	1665	60.54
13	FERGUSON Lachlan	2014/15	4	51	930	1574	59.09
14	HARRISON Graham	1988/89	7	61	1635	2906	56.26
15	McNAMARA Trinity	1993/94	10	77	1824	3247	56.17
16	FERGUSON Haimish	2013/14	5	65	1614	2916	55.35
17	BRAMMY Simon	1994/95	13	95	837	1535	54.53
18	HARPER Brent	2006/07	4	38	834	1550	53.81
19	TONKIN Andrew	2002/03	16	174	2329	4331	53.78
20	DALY Mick	1980/81	11	101	2411	4484	53.77
21	CRAM Don	1983/84	12	107	1733	3227	53.70
22	BRUSNAHAN Dale	2014/15	4	52	634	1192	53.19
23	MONAHAN Phil	2005/06	13	140	2805	5284	53.08
24	FORSTER Tony	1984/85	14	153	2831	5367	52.75
25	HEDGER John	1989/90	15	114	2359	4482	52.63
26	THOMSON Peter	1994/95	5	43	635	1234	51.46
27	RUSSELL Nic	2008/09	8	52	1171	2280	51.36
28	GIBBIE John	1991/92	9	93	2301	4508	51.04
29	ROUTLEDGE Steve	2007/08	4	31	654	1291	50.66
30	SCHMIAUKE Marc	2015/16	2	19	634	1260	50.32
31	WILLIAMS Mark	1988/89	16	163	3946	7846	50.29
32	ALSOP Greg	1997/98	10	105	2807	5585	50.26
33	HOLST Bill	1982/83	10	77	1433	2892	49.55
34	SWIFT Andrew	1999/00	14	82	1417	2861	49.53
35	WILLIAMS Rowan	2008/09	10	104	600	1212	49.50
36	PARHAM Trevor	1979/80	36	338	7629	15469	49.32
37	DAVIDSON Phil	1993/94	23	198	4048	8261	49.00
38	GIBBIE Mick	1991/92	13	141	4169	8532	48.86
39	BROOKER Christian	2013/14	5	41	851	1747	48.71
40	CRAIGIE Grant	1985/86	27	280	5601	11556	48.47
41	HODGE Andrew	1979/80	26	233	6228	12895	48.30
42	SHAW Phil	1990/91	4	36	917	1906	48.11
43	FRANKCOM John	1988/89	4	45	894	1861	48.04
44	MELLORS Greg	1999/00	5	29	881	1834	48.04
45	MANOS George	1980/81	6	54	1132	2359	47.99
46	BROWN Andrew	1993/94	16	164	964	2009	47.98
47	LIPSETT Wes	2009/10	8	70	2213	4634	47.76
48	HUGHES Peter	1985/86	33	384	7576	15904	47.64
49	BROWN Mike	1985/86	11	85	1043	2193	47.56
50	DENIET Josh	2003/04	13	111	1270	2674	47.49

LOWEST PERCENT SCORED AT CREASE (MIN.1200 P'SHIP RUNS) IN CAREER

Rank	Player Name	Debut	Yrs	Gam	Scored Runs	P'ship Runs	% runs at Crease
1	SHEARER Duncan	2002/03	8	54	219	1515	14.46
2	HUCKSTEPP Craig	1989/90	19	158	325	1207	26.93
3	SPANTON Troy	2013/14	5	59	472	1746	27.03
4	MONAHAN Justin	2006/07	4	42	369	1297	28.45
5	DENIET Scott	2000/01	8	80	358	1240	28.87
6	SMITH Tim	2013/14	5	55	434	1466	29.60
7	LOUGHEAD Paul	1991/92	10	54	780	2409	32.38
8	WILLIAMS Scott	1983/84	24	188	673	1924	34.98
9	McCULLOUGH Mick	1991/92	4	36	671	1908	35.17
10	SMITH John	1980/81	37	327	4111	11665	35.24
11	HODGE David	1979/80	14	101	1286	3596	35.76
12	LIGHTFOOT Derek	2007/08	7	42	629	1658	37.94
13	BROWN David F	1994/95	20	168	1829	4808	38.04
14	ROWE Brenton	1996/97	17	156	1954	5128	38.10
15	LUONG Bang	1995/96	10	80	1112	2880	38.61
16	FULLER Paul	1991/92	19	136	1971	5054	39.00
17	GIBBIE Dom	1991/92	27	293	5034	12823	39.26
18	HUXTABLE Andrew	1990/91	20	175	2537	6386	39.73
19	BURNETT Tom	1979/80	14	134	3147	7901	39.83
20	MONAGHAN Scott	2013/14	5	59	979	2434	40.22

MOST SIXES, FOURS & SINGLES IN CAREER

Rank	Player Name	Debut	Yrs	Gam	SIXES	Total Runs	% of Runs
1	CONROY Brian	1981/82	13	122	230	4033	34.22
2	CRAIGIE Grant	1985/86	27	280	184	5596	19.73
3	TEMBY Paul	2000/01	18	201	133	3940	20.25
4	DEY Richard	1993/94	23	216	116	3345	20.81
5	PANSINI Angelo	2013/14	5	66	113	1921	35.29
6	WILLCOX Steve	1989/90	19	132	111	1861	35.79
7	HODGE Andrew	1979/80	26	233	104	6228	10.02

Rank	Player Name	Debut	Yrs	Gam	FOURS	Total Runs	% of Runs
1	CONLEY Andrew	1988/89	30	286	1041	8243	50.52
2	HUGHES Peter	1985/86	33	384	899	7512	47.87
3	PARHAM Trevor	1979/80	36	338	811	7629	42.52
4	HODGE Andrew	1979/80	26	233	750	6228	48.17
5	EDWARDS Rob	1982/83	28	259	586	6563	35.72
6	CRAIGIE Grant	1985/86	27	280	562	5596	40.17
7	GIBBIE Dom	1991/92	27	293	546	5034	43.38

Rank	Player Name	Debut	Yrs	Gam	SINGLES	Total Runs	% of Runs
1	CONLEY Andrew	1988/89	30	286	2100	8243	25.48
2	EDWARDS Rob	1982/83	28	259	2034	6563	30.99
3	PARHAM Trevor	1979/80	36	338	2032	7629	26.64
4	BELL Geoff	1980/81	33	312	1947	4906	39.69
5	HUGHES Peter	1985/86	33	384	1854	7512	24.68
6	BURNETT Bill	1980/81	20	177	1716	5068	33.86
7	SMITH John	1980/81	37	327	1586	4079	38.88

HIGHEST PERCENT IN BOUNDARIES (MIN.600 RUNS) IN CAREER

Rank	Player Name	Debut	Yrs	Gam	Number of 6's 4's	Runs in boundaries	Total Runs	% of Total Runs
1	EMERY Peter	1990/91	6	38	88 101	932	1143	81.54
2	CADD Anthony	2008/09	5	42	53 40	478	619	77.22
3	WILSON Gary	2015/16	2	27	68 91	772	1008	76.59
4	PANSINI Angelo	2013/14	5	66	113 191	1442	1921	75.07
5	CONROY Brian	1981/82	13	122	230 411	3024	4033	74.98
6	HARRIS Glenn	2015/16	3	42	60 169	1036	1401	73.95
7	WILLCOX Steve	1989/90	19	132	111 176	1370	1861	73.62
8	PUGH Ben	2006/07	5	44	31 79	502	699	71.82
9	TEMBY Paul	2000/01	18	201	133 503	2810	3940	71.32
10	BRAMMY Simon	1994/95	13	95	44 77	572	837	68.34
11	CRAM Don	1983/84	12	107	75 176	1154	1714	67.33
12	MONAHAN Phil	2005/06	13	140	79 349	1870	2805	66.67
13	MAZURKE Danny	1980/81	12	78	50 73	592	897	66.00
14	O'CONNELL Lachlan	1999/00	11	47	80 182	1208	1831	65.97
15	TONKIN Andrew	2002/03	16	174	80 258	1512	2329	64.92
16	MITCHELL Rick	1990/91	4	32	45 93	642	999	64.26
17	MENAMARA Trinity	1993/94	10	77	68 190	1168	1824	64.04
18	DEY Richard	1993/94	23	216	116 356	2120	3345	63.38
19	SWIFT Andrew	1999/00	14	82	26 183	888	1417	62.67
20	SHAW Phil	1990/91	4	36	18 116	572	917	62.38

** Total runs are adjusted for innings with missing scoring strokes

HIGHEST PERCENT IN SINGLES (MIN.600 RUNS) IN CAREER

Rank	Player Name	Debut	Yrs	Gam	No. of Singles	Total Runs	% of Total Runs
1	LOUGHEAD Paul	1991/92	10	54	341	780	43.72
2	HODGE David	1979/80	14	101	525	1262	41.60
3	BELL Geoff	1980/81	33	312	1947	4906	39.69
4	BURNETT Tom	1979/80	14	134	1235	3147	39.24
5	SMITH John	1980/81	37	327	1586	4079	38.88
6	McCULLOUGH Mick	1991/92	4	36	248	671	36.96
7	ROWE Brenton	1996/97	17	156	692	1954	35.41
8	FULLER Paul	1991/92	19	136	669	1971	33.94
9	COREY Mark	2001/02	3	30	299	883	33.86
10	BURNETT Bill	1980/81	20	177	1716	5068	33.86
11	BROWN David F	1994/95	20	168	618	1829	33.79
12	WILKIN Anthony	1991/92	27	295	546	1693	32.25
13	PATMORE Dave	1979/80	9	64	247	771	32.04
14	COOMBE Peter A	1982/83	14	110	507	1605	31.59
15	WILLIAMS Scott	1983/84	24	188	212	673	31.50
16	GIBBIE Dom	1991/92	27	293	1584	5034	31.47
17	STEER Peter	1982/83	8	62	309	989	31.24
18	EDWARDS Rob	1982/83	28	259	2034	6563	30.99
19	MARKS Greg	2009/10	9	94	215	703	30.58
20	DEANE Andrew	1983/84	6	63	406	1346	30.16

** Total runs are adjusted for innings with missing scoring strokes

MOST C.O.T.Y. POINTS FROM MATCHES IN CAREER

Rank	Player Name	Debut	Yrs	Gam	Batting Runs	Bowling Wickets	Field Catches	W'Keeping Ct St	RunOuts Direct Asstd	FieldingVote 1st 2nd 3rd	COTY Points	Points per Game
1	BELL Geoff	1980/81	33	312	4908	468	99	- -	2 5	6 10 16	13910	44.6
2	CONLEY Andrew	1988/89	30	286	8243	175	129	- -	- 1	11 7 6	13633	47.7
3	SMITH John	1980/81	37	327	4111	422	102	- -	4 8	12 25 17	12879	39.4
4	HUGHES Peter	1985/86	33	384	7576	9	187	- -	- 10	23 12 15	12272	32.0
5	WILKIN Anthony	1991/92	27	295	1693	586	82	- -	3 16	9 12 8	12137	41.1
6	MARSHALL Ashley	1996/97	22	253	2911	441	105	- -	7 4	17 18 14	12025	47.5
7	PARHAM Trevor	1979/80	36	338	7629	93	121	3 -	1 7	8 13 6	11851	35.1
8	CRAIGIE Grant	1985/86	27	280	5601	229	94	1 -	2 8	11 17 16	11377	40.6
9	EDWARDS Rob	1982/83	28	259	6563	40	110	- -	2 14	16 26 13	10213	39.4
10	WILLIAMS John	1984/85	16	153	3360	326	68	- -	5 14	15 23 13	10184	66.6
11	FORSTER Tony	1984/85	14	153	2831	10	-	209 99	1 32	9 7 9	9811	64.1
12	SCHULTZ Kristian	1997/98	21	212	4236	60	49	114 10	2 20	11 18 11	9286	43.8
13	HODGE Andrew	1979/80	26	233	6228	4	106	- -	1 6	13 11 9	8944	38.4
14	TEMBY Paul	2000/01	18	201	3940	64	80	48 14	4 15	23 16 9	8616	42.9
15	HUXTABLE Andrew	1990/91	20	175	2537	63	45	123 28	7 27	23 16 21	8579	49.0
16	PALMER Dave	1995/96	22	228	3805	23	108	- -	3 8	56 31 12	7977	35.0
17	BURNETT Bill	1980/81	20	177	5068	13	94	10 -	1 13	12 12 9	7930	44.8
18	GIBBIE Mick	1991/92	13	141	4169	176	50	- -	- 4	8 6 3	7923	56.2
19	BROWNE Noel	1990/91	20	155	1367	251	95	- -	3 11	24 25 16	7841	50.6
20	DEY Richard	1993/94	23	216	3345	82	89	13 1	4 12	25 23 17	7653	35.4
21	DAVIDSON Phil	1993/94	23	198	4048	32	87	- -	3 7	26 32 19	7396	37.4
22	BROWN David F	1994/95	20	168	1829	271	61	5 -	1 8	3 14 10	7343	43.7
23	GIBBIE Dom	1991/92	27	293	5034	53	53	- -	2 4	5 13 15	7296	24.9
24	CONROY Jason	1989/90	24	206	2163	80	112	7 1	1 11	41 42 12	7173	34.8
25	COOMBE Peter A	1982/83	14	110	1605	275	63	- -	2 6	10 12 3	7165	65.1
26	WILLIAMS Scott	1983/84	24	188	673	325	67	- -	1 9	11 12 10	7113	37.8
27	GIBBIE John	1991/92	9	93	2301	255	26	- -	- 12	5 3 4	6681	71.8
28	CONROY Brian	1981/82	13	122	4033	10	80	6 1	1 3	10 11 3	6303	51.7
29	WILLCOX Steve	1989/90	19	132	1861	176	54	- -	7 2	16 16 11	6155	46.6
30	WILLIAMS Mark	1988/89	16	163	3946	5	53	- -	4 3	18 12 15	5816	35.7
31	TONKIN Andrew	2002/03	16	174	2329	162	39	5 2	- 4	1 5 4	5667	32.6
32	ROWE Brenton	1996/97	17	156	1954	64	31	67 3	- 14	15 8 17	5560	35.6
33	FULLER Paul	1991/92	19	136	1971	1	24	98 17	- 14	4 9 30	5375	39.5
34	BURNETT Tom	1979/80	14	134	3147	23	41	- -	6 6	19 11 9	5049	37.7
35	McNAMARA Trinity	1993/94	10	77	1824	137	40	- -	4 2	7 8 5	4912	63.8
36	NOBLE Bob	1980/81	11	117	2478	3	29	53 15	1 15	4 3 10	4840	41.4
37	HUCKSTEPP Craig	1989/90	19	158	325	217	52	- -	- 3	10 7 13	4833	30.6
38	BROWN Andrew	1993/94	16	164	964	3	3	118 49	- 16	1 2 21	4816	29.4
39	CRAM Don	1983/84	12	107	1733	1	24	91 7	- 11	3 11 13	4597	43.0
40	GREEN Anthony	1997/98	15	128	1229	141	45	- -	3 3	10 8 6	4533	35.4
41	ALSOP Greg	1997/98	10	105	2807	14	51	2 1	- 1	6 9 12	4423	42.1
42	DENIET Josh	2003/04	13	111	1270	140	33	- -	5 6	9 10 4	4370	39.4
43	SIDON Brendon	2000/01	13	109	786	155	32	- -	1 3	8 18 9	4076	37.4
44	WILLIAMS Rowan	2008/09	10	104	600	149	39	- -	1 2	18 11 3	4006	38.5
45	MAZURKE Danny	1980/81	12	78	917	180	16	- -	3 4	1 5 1	3937	50.5
46	MONAHAN Phil	2005/06	13	140	2805	15	27	3 -	1 1	4 10 9	3915	28.0
47	PANSINI Angelo	2013/14	5	66	1921	86	20	3 -	3 3	6 6 -	3855	58.4
48	BROWN Mike	1985/86	11	85	1043	104	43	- -	- 9	11 7 9	3829	45.0
49	DEY Cameron	1991/92	16	126	1349	6	38	50 10	1 15	4 9 8	3813	30.3
50	DEANE Andrew	1983/84	6	63	1407	124	20	- -	- 3	4 6 4	3753	59.6
51	SCOTT Ron	1994/95	13	102	809	159	22	- -	2 3	7 5 1	3745	36.7
52	DENIET Scott	2000/01	8	80	358	171	35	- -	- 4	7 3 6	3722	46.5
53	DALY Mick	1980/81	11	101	2411	10	41	- -	2 4	7 10 3	3721	36.8
54	HODGE David	1979/80	14	101	1286	82	47	- -	1 2	9 2 5	3664	36.3
55	MANOS George	1980/81	6	54	1132	1	3	77 21	2 8	9 5 -	3516	65.1
56	HEDGER John	1989/90	15	114	2359	-	49	- -	- 1	2 3 7	3489	30.6
57	LIPSETT Wes	2009/10	8	70	2213	1	19	35 3	2 2	- 2 2	3467	49.5
58	TONKIN Braedon	2007/08	11	116	412	102	50	- -	- 1	12 22 6	3370	29.1
59	BRAMMY Simon	1994/95	13	95	837	129	23	- -	- 4	2 2 6	3263	34.3
60	PATMORE Dave	1979/80	9	64	771	111	31	- -	2 6	1 2 -	3085	48.2
61	YOUNG Peter	1989/90	8	64	902	67	34	2 -	3 6	9 9 4	2990	46.7
62	STEER Peter	1982/83	8	62	989	85	21	- -	1 5	12 6 2	2989	48.2
63	RUSBY Shane	1990/91	8	70	310	131	36	- -	- 4	2 1 3	2984	42.6
64	PEARCE Darren	1989/90	5	57	650	-	1	78 13	1 17	6 4 14	2980	52.3
65	PAPAGALLO Frank	1980/81	7	56	421	149	17	- -	- 1	3 4 2	2977	53.2
66	HUMPHRY Peter	1991/92	10	88	323	124	24	- -	- 5	11 12 3	2959	33.6
67	BALYM Anton	2014/15	4	53	1304	-	-	40 36	- 2	1 - -	2864	54.0
68	MARKS Greg	2009/10	9	94	703	32	5	52 17	- 9	2 4 1	2811	29.9
69	FERGUSON Haimish	2013/14	5	65	1614	14	16	22 4	- 6	3 4 -	2810	43.2
70	LUONG Bang	1995/96	10	80	1112	41	34	2 -	- 2	11 9 7	2806	35.1
71	BURTENSHAW Dave	1997/98	7	60	581	137	11	- -	- 1	- 2 1	2759	46.0
72	HALL Michael	1987/88	9	69	1401	52	21	- -	- 4	3 3 3	2709	39.3
73	BRUSNAHAN Dale	2014/15	4	52	634	83	24	- -	2 5	11 11 -	2696	51.8
74	O'CONNELL Lachlan	1999/00	11	47	1831	5	24	3 -	- 4	5 6 5	2691	57.3
75	HARRISON Graham	1988/89	7	61	1635	10	25	- -	2 1	8 11 7	2665	43.7
76	SINCLAIR Bob	1979/80	8	57	126	156	14	- -	- 2	- 3 -	2640	46.3
77	HARRIS Glenn	2015/16	3	42	1401	21	15	6 1	2 7	14 6 -	2585	61.5
78	MYSTUIK Simon	2000/01	9	58	928	68	20	- -	- -	3 6 5	2450	42.2
79	CORNELISSEN Jack	2015/16	3	38	520	61	31	- -	- 2	12 9 -	2344	61.7
80	BARKER Terry	1979/80	7	53	288	-	-	68 18	1 8	7 6 -	2328	43.9
81	MONAGHAN Scott	2013/14	5	59	979	63	14	- -	1 3	2 4 -	2271	38.5
82	FERGUSON Lachlan	2014/15	4	51	930	50	17	2 1	2 2	6 3 -	2240	43.9
83	SWIFT Andrew	1999/00	14	82	1417	28	15	- -	- 2	1 4 1	2219	27.1
84	RUSSELL Nic	2008/09	8	52	1171	38	15	- -	- 1	5 5 1	2173	41.8
85	HOLST Bill	1982/83	10	77	1433	3	20	1 -	1 3	3 10 6	2165	28.1

**COTY points are awarded for:

1 14 20 20 20 20 10 20 10 10

BEST BATTING/BOWLING ALLROUNDERS IN CAREER

Rank	Player Name	Debut	Yrs	Gam	Batting Runs Ave	Bowling Wkts Ave	COTY Points	ALLrnd Matches 50&5 40&4 30&3	Season 200&20
2000 RUNS & 200 WICKETS									
1	BELL Geoff	1980/81	33	312	4908 23.8	468 16.9	11460	1 5 8	5
2	SMITH John	1980/81	37	327	4111 20.2	422 17.5	10019	1 2 5	1
3	MARSHALL Ashley	1996/97	22	253	2911 15.2	441 17.2	9085	- 1 8	3
4	CRAIGIE Grant	1985/86	27	280	5601 23.9	229 21.7	8807	- 4 4	3
5	WILLIAMS John	1984/85	16	153	3360 27.5	326 15.7	7924	1 1 10	7
6	GIBBIE John	1991/92	9	93	2301 29.1	255 15.0	5871	1 5 9	6
1000 RUNS & 100 WICKETS									
7	CONLEY Andrew	1988/89	30	286	8243 33.0	175 21.4	10693	1 1 6	3
8	WILKIN Anthony	1991/92	27	295	1693 11.0	586 16.2	9897	- 1 2	-
9	GIBBIE Mick	1991/92	13	141	4169 30.2	176 18.2	6633	1 5 11	6
10	BROWN David F	1994/95	20	168	1829 14.2	271 17.8	5623	- - 5	1
11	COOMBE Peter A	1982/83	14	110	1605 34.1	275 15.3	5455	- 3 3	3
12	BROWNE Noel	1990/91	20	155	1367 17.3	251 23.7	4881	- - 3	-
13	TONKIN Andrew	2002/03	16	174	2329 17.0	162 24.6	4597	- 1 1	-
14	WILLCOX Steve	1989/90	19	132	1861 17.6	176 24.8	4325	- 1 6	1
15	MCMAMARA Trinity	1993/94	10	77	1824 26.4	137 17.5	3742	2 2 4	2
16	DENIET Josh	2003/04	13	111	1270 18.7	140 22.0	3230	- 3 1	1
17	GREEN Anthony	1997/98	15	128	1229 14.6	141 22.2	3203	- - 1	-
18	DEANE Andrew	1983/84	6	63	1407 24.7	124 15.5	3143	2 2 3	1
19	BROWN Mike	1985/86	11	85	1043 17.7	104 20.9	2499	- - 2	2
500 RUNS & 50 WICKETS									
20	PARHAM Trevor	1979/80	36	338	7629 25.1	93 18.8	8931	- 1 5	-
21	GIBBIE Dom	1991/92	27	293	5034 20.6	53 26.5	5776	- - -	-
22	WILLIAMS Scott	1983/84	24	188	673 8.3	325 18.7	5223	- - 1	-
23	SCHULTZ Kristian	1997/98	21	212	4236 20.5	60 25.8	5076	- - 1	-
24	TEMBY Paul	2000/01	18	201	3940 22.3	64 21.4	4836	- - 1	-
25	DEY Richard	1993/94	23	216	3345 18.9	82 20.5	4493	1 - 1	-
26	MAZURKE Danny	1980/81	12	78	917 16.7	180 17.9	3437	1 1 -	1
27	HUXTABLE Andrew	1990/91	20	175	2537 16.8	63 19.2	3419	- 1 2	-
28	CONROY Jason	1989/90	24	206	2163 12.5	80 23.6	3283	- - 3	-
29	PANSINI Angelo	2013/14	5	66	1921 35.6	86 18.7	3125	3 - 2	1
30	SCOTT Ron	1994/95	13	102	809 13.5	159 19.0	3035	- - 3	-
31	SIDON Brendon	2000/01	13	109	786 12.7	155 22.1	2956	- - 1	-
32	ROWE Brenton	1996/97	17	156	1954 13.2	64 20.0	2850	- - 3	-
33	WILLIAMS Rowan	2008/09	10	104	600 10.5	149 19.9	2686	- - -	-
34	BRAMMY Simon	1994/95	13	95	837 14.2	129 20.3	2643	- 1 3	1
35	BURTENSHAW Dave	1997/98	7	60	581 13.2	137 16.6	2499	- 1 1	-
36	HODGE David	1979/80	14	101	1286 20.4	82 18.9	2434	- - 1	-
37	PATMORE Dave	1979/80	9	64	771 12.4	111 11.4	2325	1 2 -	1
38	STEER Peter	1982/83	8	62	989 22.5	85 20.1	2179	- 3 1	-
39	HALL Michael	1987/88	9	69	1401 21.2	52 18.9	2129	- 1 1	-
40	MYSTUIK Simon	2000/01	9	58	928 18.9	68 18.7	1880	- - -	-

MOST FIELDING VOTES IN CAREER

Rank	Player Name	Debut	Yrs	Gam	1st Votes	2nd Votes	3rd Votes	Total Votes 2-1-1 basis	% of games with f/vote
1	PALMER Dave	1995/96	22	228	56	31	12	155	43.4
2	CONROY Jason	1989/90	24	206	41	42	12	136	46.1
3	DAVIDSON Phil	1993/94	23	198	26	32	19	103	38.9
4	DEY Richard	1993/94	23	216	25	23	17	90	30.1
5	BROWNE Noel	1990/91	20	155	24	25	16	89	41.9
6	HUXTABLE Andrew	1990/91	20	175	23	16	21	83	34.3
7	HUGHES Peter	1985/86	33	384	23	12	15	73	13.0
8	TEMBY Paul	2000/01	18	201	23	16	9	71	23.9
9	EDWARDS Rob	1982/83	28	259	16	26	13	71	21.2
10	WILLIAMS John	1984/85	16	153	15	23	13	66	33.3
11	MARSHALL Ashley	1996/97	22	253	17	18	14	66	19.4
12	SMITH John	1980/81	37	327	12	25	17	66	16.5
13	WILLIAMS Mark	1988/89	16	163	18	12	15	63	27.6
14	WILLCOX Steve	1989/90	19	132	16	16	11	59	32.6
15	BURNETT Tom	1979/80	14	134	19	11	9	58	29.1
16	ROWE Brenton	1996/97	17	156	15	8	17	55	25.6
17	CRAIGIE Grant	1985/86	27	280	11	17	16	55	15.7
18	TONKIN Braedon	2007/08	11	116	12	22	6	52	34.5
19	SCHULTZ Kristian	1997/98	21	212	11	18	11	51	18.9
20	WILLIAMS Rowan	2008/09	10	104	18	11	3	50	30.8
21	FULLER Paul	1991/92	19	136	4	9	30	47	31.6
22	HODGE Andrew	1979/80	26	233	13	11	9	46	14.2
23	BURNETT Bill	1980/81	20	177	12	12	9	45	18.6
24	WILLIAMS Scott	1983/84	24	188	11	12	10	44	17.6
25	SIDON Brendon	2000/01	13	109	8	18	9	43	32.1

MOST CATCHES AS FIELDSMAN IN CAREER

Rank	Player Name	Debut	Yrs	Gam	Field Catches	Catches per Game	Innings of 4c 3c 2c			Seasons of 10c
1	HUGHES Peter	1985/86	33	384	187	0.49	1	4	34	3
2	CONLEY Andrew	1988/89	30	286	129	0.45	-	3	19	1
3	PARHAM Trevor	1979/80	36	338	121	0.36	1	1	18	1
4	CONROY Jason	1989/90	24	206	112	0.54	-	5	17	3
5	EDWARDS Rob	1982/83	28	259	110	0.42	-	2	16	-
6	PALMER Dave	1995/96	22	228	108	0.47	-	6	15	2
7	HODGE Andrew	1979/80	26	233	106	0.45	-	3	14	2
8	MARSHALL Ashley	1996/97	22	253	105	0.42	-	2	12	1
9	SMITH John	1980/81	37	327	102	0.31	-	-	11	1
10	BELL Geoff	1980/81	33	312	99	0.32	-	1	7	-
11	BROWNE Noel	1990/91	20	155	95	0.61	-	4	12	-
12	BURNETT Bill	1980/81	20	177	94	0.53	-	3	14	1
13	CRAIGIE Grant	1985/86	27	280	94	0.34	-	2	13	-
14	DEY Richard	1993/94	23	216	89	0.41	-	2	14	1
15	DAVIDSON Phil	1993/94	23	198	87	0.44	-	2	14	-
16	WILKIN Anthony	1991/92	27	295	82	0.28	-	1	7	-
17	CONROY Brian	1981/82	13	122	80	0.66	2	3	13	2
18	TEMBY Paul	2000/01	18	201	80	0.40	-	2	11	-
19	WILLIAMS John	1984/85	16	153	68	0.44	-	1	9	-
20	WILLIAMS Scott	1983/84	24	188	67	0.36	-	1	6	-
21	COOMBE Peter A	1982/83	14	110	63	0.57	-	3	8	-
22	BROWN David F	1994/95	20	168	61	0.36	-	-	7	1
23	WILLCOX Steve	1989/90	19	132	54	0.41	-	2	5	1
24	WILLIAMS Mark	1988/89	16	163	53	0.33	1	-	9	-
25	GIBBIE Dom	1991/92	27	293	53	0.18	-	1	2	-
26	HUCKSTEPP Craig	1989/90	19	158	52	0.33	-	-	6	1
27	ALSOP Greg	1997/98	10	105	51	0.49	-	-	10	-
28	TONKIN Braedon	2007/08	11	116	50	0.43	-	1	9	-
29	GIBBIE Mick	1991/92	13	141	50	0.35	-	-	8	-
30	HEDGER John	1989/90	15	114	49	0.43	-	-	9	1
31	SCHULTZ Kristian	1997/98	21	212	49	0.23	-	-	9	-

MOST WICKETKEEPING DISMISSALS IN CAREER

Rank	Player Name	Debut	Yrs	Gam	Games Kept	Dismissals Ct St Total			per Game	Innings 5w 4w 3w			20 in Season	Total Byes	Byes/Game
1	FORSTER Tony	1984/85	14	153	147	209	99	308	2.10	6	15	33	10	333	2.27
2	BROWN Andrew	1993/94	16	164	136	118	49	167	1.23	2	3	10	1	977	7.18
3	HUXTABLE Andrew	1990/91	20	175	96	123	28	151	1.57	2	5	5	2	287	2.99
4	SCHULTZ Kristian	1997/98	21	212	82	114	10	124	1.51	3	4	6	3	240	2.93
5	FULLER Paul	1991/92	19	136	76	98	17	115	1.51	-	6	10	1	136	1.79
6	MANOS George	1980/81	6	54	46	77	21	98	2.13	1	3	6	3	337	7.33
7	CRAM Don	1983/84	12	107	67	91	7	98	1.46	-	4	6	1	246	3.67
8	PEARCE Darren	1989/90	5	57	57	78	13	91	1.60	1	2	9	2	118	2.07
9	BARKER Terry	1979/80	7	53	49	68	18	86	1.76	-	3	5	2	159	3.24
10	BALYM Anton	2014/15	4	53	50	40	36	76	1.52	-	2	7	2	148	2.96
11	ROWE Brenton	1996/97	17	156	81	67	3	70	0.86	-	1	2	-	167	2.06
12	MARKS Greg	2009/10	9	94	59	52	17	69	1.17	1	-	5	-	154	2.61
13	NOBLE Bob	1980/81	11	117	45	53	15	68	1.51	-	2	6	1	112	2.49
14	FLAMANK Paul	2008/09	7	55	47	46	19	65	1.38	-	1	5	-	135	2.87
15	TEMBY Paul	2000/01	18	201	40	48	14	62	1.55	-	3	4	2	117	2.93
16	DEY Cameron	1991/92	16	126	49	50	10	60	1.22	-	1	1	-	200	4.08
17	LIPSETT Wes	2009/10	8	70	20	35	3	38	1.90	1	3	3	1	19	0.95
18	COREY Mark	2001/02	3	30	29	37	-	37	1.28	-	1	5	-	42	1.45
19	SMITH Tim	2013/14	5	55	29	22	6	28	0.97	-	-	2	-	141	4.86
20	FERGUSON Haimish	2013/14	5	65	34	22	4	26	0.76	-	-	1	-	109	3.21

MOST CATCHES (FIELDING & KEEPING) IN CAREER

Rank	Player Name	Debut	Yrs	Gam	FLd Ct	WK Ct	Total Caught
1	FORSTER Tony	1984/85	14	153	-	209	209
2	HUGHES Peter	1985/86	33	384	187	-	187
3	HUXTABLE Andrew	1990/91	20	175	45	123	168
4	SCHULTZ Kristian	1997/98	21	212	49	114	163
5	CONLEY Andrew	1988/89	30	286	129	-	129
6	TEMBY Paul	2000/01	18	201	80	48	128
7	PARHAM Trevor	1979/80	36	338	121	3	124
8	FULLER Paul	1991/92	19	136	24	98	122
9	BROWN Andrew	1993/94	16	164	3	118	121
10	CONROY Jason	1989/90	24	206	112	7	119
11	CRAM Don	1983/84	12	107	24	91	115
12	EDWARDS Rob	1982/83	28	259	110	-	110
13	PALMER Dave	1995/96	22	228	108	-	108
14	HODGE Andrew	1979/80	26	233	106	-	106
15	MARSHALL Ashley	1996/97	22	253	105	-	105

MOST WICKETS TAKEN IN CAREER

Rank	Player Name	Debut	Yrs	Gam	Overs	Mdn	Runs	Wkts	Ave	Innings	Fig	Season	Ag	Ba/		
										Best	5w	3w	Hi	25	15	Wkt
1	WILKIN Anthony	1991/92	27	295	3600.4	933	9488	586	16.2	7/56	25	80	47	9	12	37
2	BELL Geoff	1980/81	33	312	2846.2	649	7898	468	16.9	7/40	14	56	44	7	8	36
3	MARSHALL Ashley	1996/97	22	253	2157.2	425	7583	441	17.2	7/13	10	67	33	7	11	29
4	SMITH John	1980/81	37	327	2169.1	380	7384	422	17.5	7/31	15	47	34	3	11	31
5	WILLIAMS John	1984/85	16	153	2075.1	501	5107	326	15.7	6/34	10	45	33	6	5	38
6	WILLIAMS Scott	1983/84	24	188	2126	464	6087	325	18.7	6/15	9	39	27	4	7	39
7	COOMBE Peter A	1982/83	14	110	1209.3	145	4207	275	15.3	9/61	12	40	34	6	3	26
8	BROWN David F	1994/95	20	168	1521	324	4827	271	17.8	7/54	4	36	31	3	7	34
9	GIBBIE John	1991/92	9	93	1034.5	144	3822	255	15.0	7/37	19	32	57	5	3	24
10	BROWNE Noel	1990/91	20	155	1608.4	202	5955	251	23.7	7/89	9	31	34	2	4	38
11	CRAIGIE Grant	1985/86	27	280	1463.3	219	4960	229	21.7	7/34	8	23	27	2	7	38
12	HUCKSTEPP Craig	1989/90	19	158	1398.4	285	4135	217	19.1	6/13	7	21	29	2	5	39
13	MAZURKE Danny	1980/81	12	78	1102	232	3220	180	17.9	7/34	11	16	42	3	3	37
14	GIBBIE Mick	1991/92	13	141	897.1	126	3207	176	18.2	6/60	3	29	29	4	3	31
15	WILLCOX Steve	1989/90	19	132	1379	252	4370	176	24.8	5/30	3	20	25	2	2	47
16	CONLEY Andrew	1988/89	30	286	947	99	3749	175	21.4	7/80	3	22	25	1	4	32
17	DENIET Scott	2000/01	8	80	1060.1	238	3342	171	19.5	5/35	2	28	30	2	5	37
18	TONKIN Andrew	2002/03	16	174	1094.3	189	3981	162	24.6	5/28	3	17	23	-	4	41
19	SCOTT Ron	1994/95	13	102	1048.1	237	3024	159	19.0	9/32	5	12	25	2	2	40
20	SINCLAIR Bob	1979/80	8	57	790.1	202	1999	156	12.8	7/24	7	22	50	2	2	30
21	SIDON Brendon	2000/01	13	109	1120.2	228	3426	155	22.1	7/28	3	17	23	-	4	43
22	PAPAGALLO Frank	1980/81	7	56	794.2	176	2235	149	15.0	7/19	7	21	34	2	4	32
23	WILLIAMS Rowan	2008/09	10	104	1005.2	262	2967	149	19.9	5/34	5	18	25	1	4	40
24	GREEN Anthony	1997/98	15	128	931.4	173	3131	141	22.2	6/20	4	12	19	-	5	40
25	DENIET Josh	2003/04	13	111	950.1	207	3077	140	22.0	7/26	4	15	48	1	1	41
26	BURTENSHAW Dave	1997/98	7	60	783.2	173	2277	137	16.6	6/47	6	17	33	3	1	34
27	McNAMARA Trinity	1993/94	10	77	742.1	135	2396	137	17.5	7/57	7	15	34	1	2	33
28	RUSBY Shane	1990/91	8	70	806.4	213	1983	131	15.1	7/25	1	20	32	2	2	37
29	BRAMMY Simon	1994/95	13	95	847	170	2623	129	20.3	5/28	3	12	27	1	3	39
30	DEANE Andrew	1983/84	6	63	628.1	124	1927	124	15.5	6/21	6	17	47	2	2	30
31	HUMPHERY Peter	1991/92	10	88	911.2	153	3234	124	26.1	5/26	4	11	25	1	3	44
32	PATMORE Dave	1979/80	9	64	418.3	92	1260	111	11.4	6/28	6	13	41	3	-	23
33	BRYSON Brett	2013/14	5	61	488	79	1762	104	16.9	6/22	4	9	33	2	1	28
34	BROWN Mike	1985/86	11	85	677	135	2178	104	20.9	6/51	5	7	23	-	4	39
35	TONKIN Braedon	2007/08	11	116	648.2	86	2652	102	26.0	5/81	1	14	21	-	3	38
36	LYNE Mick	1999/00	7	56	595.4	117	1998	100	20.0	6/10	3	13	30	1	2	36
37	PARHAM Trevor	1979/80	36	338	449	58	1748	93	18.8	5/11	2	10	18	-	2	29
38	ISLAM Robiul	2012/13	5	37	447.1	112	1247	91	13.7	6/45	4	17	30	1	2	29
39	HURCOMBE Peter	1979/80	4	37	599.1	172	1399	91	15.4	5/27	3	11	30	2	2	40
40	FROST Justin	2005/06	6	59	522.1	57	2282	91	25.1	5/18	2	13	25	1	3	34
41	PANSINI Angelo	2013/14	5	66	470.4	71	1605	86	18.7	7/7	3	7	26	1	2	33
42	MATTHEWS Jacob	2010/11	8	54	518.3	97	1719	86	20.0	5/43	2	11	22	-	3	36
43	STEER Peter	1982/83	8	62	482.4	78	1709	85	20.1	7/14	4	8	39	1	-	34
44	BRUSNAHAN Dale	2014/15	4	52	494.3	98	1487	83	17.9	6/29	1	8	29	1	2	36
45	HODGE David	1979/80	14	101	521.1	110	1550	82	18.9	4/31	-	10	20	-	1	38
46	DEY Richard	1993/94	23	216	464.4	73	1679	82	20.5	5/57	1	8	17	-	1	34
47	CONROY Jason	1989/90	24	206	451.4	54	1884	80	23.6	6/40	1	8	14	-	-	34
48	BARNETT Mick	1991/92	3	36	441.2	114	1026	78	13.2	7/28	3	10	32	1	2	34
49	GLENNVILLE Jim	1995/96	7	35	318	56	1151	73	15.8	5/28	3	10	25	1	1	26
50	PATMORE Tim	1979/80	6	38	236.2	66	650	71	9.2	6/82	1	9	26	1	1	20
51	COCHRANE Herb	1983/84	2	19	345	98	680	71	9.6	9/39	6	6	38	2	-	29
52	JENNINGS Tony	1980/81	3	28	352	76	1060	71	14.9	5/13	2	9	31	2	-	30
53	EDWARDS Shaun	2004/05	4	27	409.4	73	1583	71	22.3	6/51	3	9	31	1	1	35
54	MYSTUIK Simon	2000/01	9	58	398.5	77	1270	68	18.7	6/45	3	7	16	-	3	35
55	YOUNG Peter	1989/90	8	64	291.3	48	922	67	13.8	4/4	-	6	22	-	1	26
56	HARPER Brent	2006/07	4	38	311	62	909	64	14.2	5/12	2	9	31	1	2	29
57	ROWE Brenton	1996/97	17	156	291.1	37	1278	64	20.0	5/27	1	9	15	-	1	27
58	TEMBY Paul	2000/01	18	201	395	71	1369	64	21.4	6/22	1	7	12	-	-	37
59	MONAGHAN Scott	2013/14	5	59	341.5	64	1181	63	18.7	5/22	1	5	15	-	3	33
60	HUXTABLE Andrew	1990/91	20	175	364	73	1211	63	19.2	6/6	1	8	16	-	1	35
61	CORNELISSEN Jack	2015/16	3	38	248	54	801	61	13.1	5/6	1	10	28	1	1	24
62	BEATTIE John	1999/00	4	30	277.3	71	751	60	12.5	6/42	1	8	31	1	1	28
63	SCHULTZ Kristian	1997/98	21	212	406.1	56	1546	60	25.8	5/22	1	6	18	-	1	41
64	TRUSCOTT Chad	2010/11	6	31	294.5	57	944	56	16.9	5/46	2	5	25	1	1	32
65	JOYCE Steve	1979/80	6	42	338	64	1005	54	18.6	5/15	2	4	34	1	-	38
66	KNOWLES Matthew	1991/92	4	28	387.3	80	1287	53	24.3	5/33	2	6	19	-	3	44
67	GIBBIE Dom	1991/92	27	293	291.2	19	1402	53	26.5	5/38	1	6	10	-	-	33
68	HALL Michael	1987/88	9	69	281.5	43	984	52	18.9	5/23	3	5	21	-	1	33
69	PEARCE Mike	1988/89	3	30	361.5	65	1085	52	20.9	7/67	1	7	18	-	3	42
70	LISTON Dave	1997/98	2	20	303.1	64	856	50	17.1	7/55	3	6	26	1	1	36
71	FERGUSON Lachlan	2014/15	4	51	286.3	63	912	50	18.2	5/41	1	8	17	-	2	34
72	ARMAN Ben	2011/12	7	40	244.1	38	965	44	21.9	4/55	-	7	17	-	1	33
73	CLARIDGE Daniel	2015/16	3	41	243.5	41	877	43	20.4	4/12	-	5	26	1	-	34
74	LANDORF Jason	1993/94	4	29	249.1	37	961	43	22.3	5/43	4	3	19	-	1	35
75	LUONG Bang	1995/96	10	80	223.3	29	904	41	22.0	4/42	-	6	15	-	1	33
76	CADD Anthony	2008/09	5	42	325.5	55	1077	41	26.3	3/40	-	5	14	-	-	48

BEST BOWLING AVERAGE (MIN.200 OVERS) IN CAREER

Rank	Player Name	Debut	Yrs	Gam	Overs	Mdn	Runs	Wkts	Average
1	PATMORE Tim	1979/80	6	38	236.2	66	650	71	9.2
2	COCHRANE Herb	1983/84	2	19	345	98	680	71	9.6
3	PATMORE Dave	1979/80	9	64	418.3	92	1260	111	11.4
4	BEATTIE John	1999/00	4	30	277.3	71	751	60	12.5
5	SINCLAIR Bob	1979/80	8	57	790.1	202	1999	156	12.8
6	CORNELISSEN Jack	2015/16	3	38	248	54	801	61	13.1
7	BARNETT Mick	1991/92	3	36	441.2	114	1026	78	13.2
8	ISLAM Robiul	2012/13	5	37	447.1	112	1247	91	13.7
9	YOUNG Peter	1989/90	8	64	291.3	48	922	67	13.8
10	HARPER Brent	2006/07	4	38	311	62	909	64	14.2
11	JENNINGS Tony	1980/81	3	28	352	76	1060	71	14.9
12	GIBBIE John	1991/92	9	93	1034.5	144	3822	255	15.0
13	PAPAGALLO Frank	1980/81	7	56	794.2	176	2235	149	15.0
14	RUSBY Shane	1990/91	8	70	806.4	213	1983	131	15.1
15	COOMBE Peter A	1982/83	14	110	1209.3	145	4207	275	15.3

MOST SEASONS TAKING 15+ WICKETS IN CAREER

Rank	Player Name	Debut	Yrs	Gam	Best Season	Season Aggregates				Total 15+	% of Seasons
						30	25	20	15		
1	WILKIN Anthony	1991/92	27	295	47	4	5	7	5	21	77.8
2	MARSHALL Ashley	1996/97	22	253	33	1	6	7	4	18	81.8
3	BELL Geoff	1980/81	33	312	44	4	3	4	4	15	45.5
4	SMITH John	1980/81	37	327	34	2	1	3	8	14	37.8
5	WILLIAMS John	1984/85	16	153	33	2	4	5	-	11	68.8
6	WILLIAMS Scott	1983/84	24	188	27	-	4	3	4	11	45.8
7	BROWN David F	1994/95	20	168	31	1	2	4	3	10	50.0
8	COOMBE Peter A	1982/83	14	110	34	3	3	2	1	9	64.3
9	CRAIGIE Grant	1985/86	27	280	27	-	2	2	5	9	33.3
10	GIBBIE John	1991/92	9	93	57	4	1	2	1	8	88.9
11	DENIET Scott	2000/01	8	80	30	1	1	4	1	7	87.5
12	GIBBIE Mick	1991/92	13	141	29	-	4	2	1	7	53.8
13	HUCKSTEPP Craig	1989/90	19	158	29	-	2	2	3	7	36.8
14	PAPAGALLO Frank	1980/81	7	56	34	1	1	3	1	6	85.7
15	MAZURKE Danny	1980/81	12	78	42	2	1	2	1	6	50.0
16	BROWNE Noel	1990/91	20	155	34	1	1	1	3	6	30.0

MOST 3 WICKET INNINGS IN CAREER

Rank	Player Name	Debut	Yrs	Gam	Inn Bowled	Innings figures of				Total 3+ wkt	% of Innings
						6wkt	5wkt	4wkt	3wkt		
1	WILKIN Anthony	1991/92	27	295	295	7	18	26	54	105	35.6
2	MARSHALL Ashley	1996/97	22	253	247	6	4	26	41	77	31.2
3	BELL Geoff	1980/81	33	312	273	5	9	23	33	70	25.6
4	SMITH John	1980/81	37	327	261	5	10	17	30	62	23.8
5	WILLIAMS John	1984/85	16	153	159	3	7	15	30	55	34.6
6	COOMBE Peter A	1982/83	14	110	113	4	8	19	21	52	46.0
7	GIBBIE John	1991/92	9	93	92	9	10	15	17	51	55.4
8	WILLIAMS Scott	1983/84	24	188	193	3	6	11	28	48	24.9
9	BROWN David F	1994/95	20	168	147	3	1	17	19	40	27.2
10	BROWNE Noel	1990/91	20	155	156	3	6	7	24	40	25.6
11	GIBBIE Mick	1991/92	13	141	89	1	2	12	17	32	36.0
12	CRAIGIE Grant	1985/86	27	280	153	3	5	8	15	31	20.3
13	DENIET Scott	2000/01	8	80	91	-	2	13	15	30	33.0
14	SINCLAIR Bob	1979/80	8	57	76	2	5	7	15	29	38.2
15	PAPAGALLO Frank	1980/81	7	56	66	3	4	3	18	28	42.4
16	HUCKSTEPP Craig	1989/90	19	158	169	6	1	5	16	28	16.6

MOST WICKETS PER INNINGS BOWLED (MIN.200 OVERS) IN CAREER

Rank	Player Name	Debut	Yrs	Gam	Innings Bowled	Wkts	Wickets per Inn	Balls per Inn	Balls per Wkt
1	COCHRANE Herb	1983/84	2	19	21	71	3.38	99	29.2
2	GIBBIE John	1991/92	9	93	92	255	2.77	67	24.3
3	COOMBE Peter A	1982/83	14	110	113	275	2.43	64	26.4
4	ISLAM Robiul	2012/13	5	37	39	91	2.33	69	29.5
5	PAPAGALLO Frank	1980/81	7	56	66	149	2.26	72	32.0
6	EDWARDS Shaun	2004/05	4	27	32	71	2.22	77	34.6
7	LISTON Dave	1997/98	2	20	23	50	2.17	79	36.4
8	SMITH Dave	2003/04	3	17	18	39	2.17	80	36.8
9	BURTENSHAW Dave	1997/98	7	60	65	137	2.11	72	34.3
10	PATMORE Dave	1979/80	9	64	54	111	2.06	47	22.6
11	SINCLAIR Bob	1979/80	8	57	76	156	2.05	62	30.4
12	BARNETT Mick	1991/92	3	36	38	78	2.05	70	33.9
13	WILLIAMS John	1984/85	16	153	159	326	2.05	78	38.2
14	LANDORF Jason	1993/94	4	29	21	43	2.05	71	34.8
15	MAZURKE Danny	1980/81	12	78	89	180	2.02	74	36.7

MOST TIMES BEST BOWLING FIGURES IN MATCH IN CAREER

Rank	Player Name	Debut	Yrs	Gam	no. times Best Fig	% of Matches	Seasons with 4bf+ 3bf 2bf		
1	WILKIN Anthony	1991/92	27	295	76	25.8	8	8	4
2	MARSHALL Ashley	1996/97	22	253	62	24.5	7	7	4
3	SMITH John	1980/81	37	327	55	16.8	5	3	10
4	GIBBIE John	1991/92	9	93	43	46.2	6	2	-
5	BELL Geoff	1980/81	33	312	43	13.8	2	5	5
6	WILLIAMS John	1984/85	16	153	39	25.5	5	3	4
7	COOMBE Peter A	1982/83	14	110	37	33.6	5	3	2
8	WILLIAMS Scott	1983/84	24	188	32	17.0	3	2	5
9	BROWN David F	1994/95	20	168	30	17.9	2	2	7
10	WILLIAMS Rowan	2008/09	10	104	25	24.0	3	3	2
11	BROWNE Noel	1990/91	20	155	24	15.5	2	1	5
12	CRAIGIE Grant	1985/86	27	280	24	8.6	-	3	4
13	HUCKSTEPP Craig	1989/90	19	158	23	14.6	1	3	4
14	PAPAGALLO Frank	1980/81	7	56	21	37.5	4	-	2
15	MAZURKE Danny	1980/81	12	78	21	26.9	3	-	3
16	WILLCOX Steve	1989/90	19	132	20	15.2	1	2	2
17	RUSBY Shane	1990/91	8	70	19	27.1	2	2	2
18	DENIET Scott	2000/01	8	80	19	23.8	2	1	2
19	CONLEY Andrew	1988/89	30	286	19	6.6	1	3	2
20	BURTENSHAW Dave	1997/98	7	60	18	30.0	1	3	-
21	SCOTT Ron	1994/95	13	102	18	17.6	1	-	6
22	GIBBIE Mick	1991/92	13	141	18	12.8	2	-	4
23	TONKIN Andrew	2002/03	16	174	17	9.8	-	-	6
24	SINCLAIR Bob	1979/80	8	57	16	28.1	2	-	1
25	DEANE Andrew	1983/84	6	63	16	25.4	2	1	1
26	BRAMMY Simon	1994/95	13	95	16	16.8	-	3	2
27	LYNE Mick	1999/00	7	56	15	26.8	1	2	2
28	DENIET Josh	2003/04	13	111	15	13.5	1	-	1
29	PANSINI Angelo	2013/14	5	66	13	19.7	3	-	-
30	McNAMARA Trinity	1993/94	10	77	13	16.9	1	1	2
31	SIDON Brendon	2000/01	13	109	13	11.9	-	1	2
32	TONKIN Braedon	2007/08	11	116	13	11.2	1	1	2
33	GREEN Anthony	1997/98	15	128	13	10.2	-	1	3
34	BARNETT Mick	1991/92	3	36	12	33.3	2	1	-
35	BRYSON Brett	2013/14	5	61	12	19.7	-	3	1
36	EDWARDS Shaun	2004/05	4	27	11	40.7	1	1	1
37	ISLAM Robiul	2012/13	5	37	11	29.7	-	3	1
38	MATTHEWS Jacob	2010/11	8	54	11	20.4	1	1	-
39	FROST Justin	2005/06	6	59	11	18.6	-	1	3
40	MYSTUIK Simon	2000/01	9	58	10	17.2	-	1	2
41	BROWN Mike	1985/86	11	85	10	11.8	-	2	1
42	HODGE David	1979/80	14	101	10	9.9	-	1	2

HIGHEST PERCENT OF TEAM WICKETS TAKEN (MIN.200 OVERS) IN CAREER

Rank	Player Name	Debut	Yrs	Gam	Player Wickets	Team Wickets	% of Team Wickets
1	COCHRANE Herb	1983/84	2	19	71	212	33.49
2	EDWARDS Shaun	2004/05	4	27	71	240	29.58
3	GIBBIE John	1991/92	9	93	255	874	29.18
4	ISLAM Robiul	2012/13	5	37	91	320	28.44
5	PAPAGALLO Frank	1980/81	7	56	149	551	27.04
6	LISTON Dave	1997/98	2	20	50	190	26.32
7	SMITH Dave	2003/04	3	17	39	150	26.00
8	COOMBE Peter A	1982/83	14	110	275	1059	25.97
9	BURTENSHAW Dave	1997/98	7	60	137	558	24.55
10	WILKIN Anthony	1991/92	27	295	586	2494	23.50
11	DENIET Scott	2000/01	8	80	171	740	23.11
12	MAZURKE Danny	1980/81	12	78	180	782	23.02
13	BARNETT Mick	1991/92	3	36	78	341	22.87
14	SINCLAIR Bob	1979/80	8	57	156	683	22.84
15	GLENVILLE Jim	1995/96	7	35	73	323	22.60
16	WILLIAMS John	1984/85	16	153	326	1460	22.33
17	KNOWLES Matthew	1991/92	4	28	53	244	21.72
18	MARSHALL Ashley	1996/97	22	253	441	2124	20.76
19	BRYSON Brett	2013/14	5	61	104	512	20.31
20	TRUSCOTT Chad	2010/11	6	31	56	277	20.22
21	BEATTIE John	1999/00	4	30	60	297	20.20
22	LYNE Mick	1999/00	7	56	100	497	20.12
23	RUSBY Shane	1990/91	8	70	131	657	19.94
24	PEARCE Mike	1988/89	3	30	52	262	19.85
25	DEANE Andrew	1983/84	6	63	124	633	19.59
26	HURCOMBE Peter	1979/80	4	37	91	466	19.53
27	JENNINGS Tony	1980/81	3	28	71	368	19.29
28	MATTHEWS Jacob	2010/11	8	54	86	446	19.28
29	McNAMARA Trinity	1993/94	10	77	137	716	19.13
30	LANDORF Jason	1993/94	4	29	43	226	19.03

BEST BOWLING STRIKE RATE (MIN.200 OVERS) IN CAREER

Rank	Player Name	Debut	Yrs	Gam	Balls Bowled	Wickets Taken	Balls per Wkt
1	PATMORE Tim	1979/80	6	38	1418	71	19.97
2	PATMORE Dave	1979/80	9	64	2511	111	22.62
3	GIBBIE John	1991/92	9	93	6209	255	24.35
4	CORNELISSEN Jack	2015/16	3	38	1488	61	24.39
5	YOUNG Peter	1989/90	8	64	1749	67	26.10
6	GLENVILLE Jim	1995/96	7	35	1908	73	26.14
7	COOMBE Peter A	1982/83	14	110	7257	275	26.39
8	ROWE Brenton	1996/97	17	156	1747	64	27.30
9	BEATTIE John	1999/00	4	30	1665	60	27.75
10	BRYSON Brett	2013/14	5	61	2928	104	28.15
11	PARHAM Trevor	1979/80	36	338	2694	93	28.97
12	COCHRANE Herb	1983/84	2	19	2070	71	29.15
13	HARPER Brent	2006/07	4	38	1866	64	29.16
14	MARSHALL Ashley	1996/97	22	253	12944	441	29.35
15	ISLAM Robiul	2012/13	5	37	2683	91	29.48
16	JENNINGS Tony	1980/81	3	28	2112	71	29.75
17	SINCLAIR Bob	1979/80	8	57	4741	156	30.39
18	DEANE Andrew	1983/84	6	63	3769	124	30.40
19	GIBBIE Mick	1991/92	13	141	5383	176	30.59
20	SMITH John	1980/81	37	327	13015	422	30.84
21	TRUSCOTT Chad	2010/11	6	31	1769	56	31.59
22	PAPAGALLO Frank	1980/81	7	56	4766	149	31.99
23	CONLEY Andrew	1988/89	30	286	5682	175	32.47
24	McNAMARA Trinity	1993/94	10	77	4453	137	32.50
25	HALL Michael	1987/88	9	69	1691	52	32.52

LEAST RUNS CONCEDED PER OVER (MIN.200 OVERS) IN CAREER

Rank	Player Name	Debut	Yrs	Gam	Overs	Mdns	Runs	Runs per 100balls	Runs per Over
1	COCHRANE Herb	1983/84	2	19	345	98	680	32.85	1.97
2	BARNETT Mick	1991/92	3	36	441.2	114	1026	38.75	2.32
3	HURCOMBE Peter	1979/80	4	37	599.1	172	1399	38.92	2.33
4	RUSBY Shane	1990/91	8	70	806.4	213	1983	40.97	2.46
5	WILLIAMS John	1984/85	16	153	2075.1	501	5107	41.02	2.46
6	SINCLAIR Bob	1979/80	8	57	790.1	202	1999	42.16	2.53
7	BLACK Paul	1991/92	3	21	220.1	51	565	42.77	2.57
8	BROOKER Christian	2013/14	5	41	253	61	656	43.21	2.59
9	WILKIN Anthony	1991/92	27	295	3600.4	933	9488	43.92	2.64
10	MITCHELL Rick	1990/91	4	32	293.4	69	776	44.04	2.64
11	BEATTIE John	1999/00	4	30	277.3	71	751	45.11	2.71
12	PATMORE Tim	1979/80	6	38	236.2	66	650	45.84	2.75
13	BELL Geoff	1980/81	33	312	2846.2	649	7898	46.25	2.77
14	ISLAM Robiul	2012/13	5	37	447.1	112	1247	46.48	2.79
15	KUSTERMANN Bernie	1988/89	4	23	231	46	649	46.83	2.81
16	PAPAGALLO Frank	1980/81	7	56	794.2	176	2235	46.89	2.81
17	LISTON Dave	1997/98	2	20	303.1	64	856	47.06	2.82
18	WILLIAMS Scott	1983/84	24	188	2126	464	6087	47.72	2.86
19	SCOTT Ron	1994/95	13	102	1048.1	237	3024	48.08	2.89
20	BURTENSHAW Dave	1997/98	7	60	783.2	173	2277	48.45	2.91
21	MAZURKE Danny	1980/81	12	78	1102	232	3220	48.70	2.92
22	HARPER Brent	2006/07	4	38	311	62	909	48.71	2.92
23	WILLIAMS Rowan	2008/09	10	104	1005.2	262	2967	49.19	2.95
24	HUCKSTEPP Craig	1989/90	19	158	1398.4	285	4135	49.27	2.96
25	JOYCE Steve	1979/80	6	42	338	64	1005	49.56	2.97

HIGHEST PERCENT OF HORRIBLE OVERS - 10 RUNS OR MORE (MIN.200 OVERS) IN CAREER

Rank	Player Name	Debut	Yrs	Gam	Overs Bowled	Overs Conceding 20+ 15-19 10-14	Tot 10+ Overs	%of 10+ Overs	Runs per Over
1	GIBBIE Dom	1991/92	27	293	291.2	2 4 27	33	11.33	4.81
2	FROST Justin	2005/06	6	59	522.1	- 8 48	56	10.72	4.37
3	ROWE Brenton	1996/97	17	156	291.1	- 5 23	28	9.62	4.39
4	DAVIDSON Phil	1993/94	23	198	229.2	- 1 21	22	9.59	4.37
5	CONROY Jason	1989/90	24	206	451.4	1 8 33	42	9.30	4.17
6	TONKIN Braedon	2007/08	11	116	648.2	4 7 45	56	8.64	4.09
7	LANDORF Jason	1993/94	4	29	249.1	- 3 17	20	8.03	3.86
8	SCHULTZ Kristian	1997/98	21	212	406.1	1 5 26	32	7.88	3.81
9	MARKS Greg	2009/10	9	94	230.1	- 4 14	18	7.82	3.57
10	GIBBIE John	1991/92	9	93	1034.5	2 14 61	77	7.44	3.69
11	SWIFT Andrew	1999/00	14	82	201.4	2 3 10	15	7.44	4.58
12	PARHAM Trevor	1979/80	36	338	449	1 9 23	33	7.35	3.89
13	LUONG Bang	1995/96	10	80	223.3	- 2 14	16	7.16	4.04
14	EDWARDS Shaun	2004/05	4	27	409.4	3 3 23	29	7.08	3.86
15	MILDREN Bryan	2013/14	3	29	217.4	1 1 13	15	6.89	3.40

MOST WICKETS BOWLED, LBW & STUMPED IN CAREER

Rank	Player Name	Debut	Yrs	Gam	BOWLED	Tot.Wkts	% Bowled
1	WILKIN Anthony	1991/92	27	295	191	586	32.6
2	BELL Geoff	1980/81	33	312	163	468	34.8
3	WILLIAMS John	1984/85	16	153	158	326	48.5
4	WILLIAMS Scott	1983/84	24	188	131	325	40.3
5	MARSHALL Ashley	1996/97	22	253	116	441	26.3
6	SMITH John	1980/81	37	327	104	422	24.6
7	HUCKSTEPP Craig	1989/90	19	158	89	217	41.0
8	BROWN David F	1994/95	20	168	76	271	28.0
9	PAPAGALLO Frank	1980/81	7	56	75	149	50.3
10	CRAIGIE Grant	1985/86	27	280	70	229	30.6

Rank	Player Name	Debut	Yrs	Gam	LBW's	Tot.Wkts	% LBW
1	WILKIN Anthony	1991/92	27	295	53	586	9.0
2	SMITH John	1980/81	37	327	51	422	12.1
3	MARSHALL Ashley	1996/97	22	253	47	441	10.7
4	BELL Geoff	1980/81	33	312	44	468	9.4
5	WILLIAMS John	1984/85	16	153	39	326	12.0
6	WILLIAMS Scott	1983/84	24	188	32	325	9.8
7	SIDON Brendon	2000/01	13	109	28	155	18.1
8	CRAIGIE Grant	1985/86	27	280	27	229	11.8
9	DENIET Josh	2003/04	13	111	22	140	15.7
10	HUCKSTEPP Craig	1989/90	19	158	22	217	10.1

Rank	Player Name	Debut	Yrs	Gam	STUMPED	Tot.Wkts	% Stumped
1	COOMBE Peter A	1982/83	14	110	61	275	22.2
2	BROWNE Noel	1990/91	20	155	57	251	22.7
3	GIBBIE John	1991/92	9	93	41	255	16.1
4	CONLEY Andrew	1988/89	30	286	39	175	22.3
5	GIBBIE Mick	1991/92	13	141	32	176	18.2
6	SMITH John	1980/81	37	327	13	422	3.1
7	FROST Justin	2005/06	6	59	12	91	13.2
8	PATMORE Tim	1979/80	6	38	10	71	14.1
9	PARHAM Trevor	1979/80	36	338	10	93	10.8
10	PATMORE Dave	1979/80	9	64	10	111	9.0

OVER BY OVER BOWLING ANALYSIS IN CAREER

Rank	Player Name	Debut	Yrs	Gam	WICKETS in Overs				AVERAGE in Overs				STRIKE/R in Overs				RUNS/OVER in Overs			
					1-5	6-10	11+	ALL	1-5	6-10	11+	ALL	1-5	6-10	11+	ALL	1-5	6-10	11+	ALL
1	WILKIN Anthony	1991/92	27	295	169	182	232	586	20	17	13	16	51	39	26	37	2.3	2.7	3.0	2.6
2	BELL Geoff	1980/81	33	312	194	153	120	468	18	17	15	17	41	38	28	36	2.7	2.7	3.2	2.8
3	MARSHALL Ashley	1996/97	22	253	215	170	56	441	18	16	17	17	33	26	27	29	3.3	3.7	3.7	3.5
4	SMITH John	1980/81	37	327	210	137	73	422	17	18	18	17	33	30	27	31	3.1	3.6	4.0	3.4
5	WILLIAMS John	1984/85	16	153	109	96	121	326	15	17	16	16	43	42	32	38	2.0	2.4	2.9	2.5
6	WILLIAMS Scott	1983/84	24	188	126	114	85	325	19	18	19	19	44	39	33	39	2.6	2.8	3.4	2.9
7	COOMBE Peter A	1982/83	14	110	105	105	65	275	17	14	15	15	31	23	26	26	3.3	3.6	3.4	3.5
8	BROWN David F	1994/95	20	168	113	86	72	271	18	20	15	18	36	36	27	34	3.0	3.2	3.4	3.2
9	GIBBIE John	1991/92	9	93	102	75	78	255	15	16	14	15	25	25	22	24	3.6	3.8	3.7	3.7
10	BROWNE Noel	1990/91	20	155	106	91	54	251	26	23	20	24	42	37	34	38	3.7	3.8	3.6	3.7
11	CRAIGIE Grant	1985/86	27	280	97	70	62	229	23	25	16	22	45	42	25	38	3.1	3.5	3.9	3.4
12	HUCKSTEPP Craig	1989/90	19	158	115	80	21	217	20	18	21	19	41	34	43	39	2.9	3.1	3.0	3.0
13	MAZURKE Danny	1980/81	12	78	55	64	49	180	21	16	19	18	46	33	34	37	2.7	2.9	3.4	2.9
14	GIBBIE Mick	1991/92	13	141	80	58	38	176	17	18	20	18	32	31	29	31	3.3	3.6	4.0	3.6
15	WILLCOX Steve	1989/90	19	132	71	63	42	176	28	26	17	25	58	45	32	47	2.9	3.5	3.1	3.2
16	CONLEY Andrew	1988/89	30	286	78	58	39	175	26	17	18	21	39	29	25	32	4.0	3.6	4.2	4.0
17	DENIET Scott	2000/01	8	80	50	72	49	171	24	17	19	20	54	30	31	37	2.7	3.3	3.7	3.2
18	TONKIN Andrew	2002/03	16	174	72	65	25	162	27	21	27	25	49	34	33	41	3.4	3.6	4.8	3.6
19	SCOTT Ron	1994/95	13	102	63	53	43	159	20	22	14	19	48	37	30	40	2.5	3.5	2.9	2.9
20	SINCLAIR Bob	1979/80	8	57	59	51	46	156	15	14	9	13	37	32	20	30	2.4	2.5	2.8	2.5
21	SIDON Brendon	2000/01	13	109	68	48	39	155	22	23	22	22	46	49	34	43	2.8	2.9	3.8	3.1
22	PAPAGALLO Frank	1980/81	7	56	53	57	39	149	16	14	16	15	37	29	30	32	2.6	2.8	3.2	2.8
23	WILLIAMS Rowan	2008/09	10	104	57	59	33	149	24	15	21	20	52	32	36	40	2.8	2.8	3.5	3.0
24	GREEN Anthony	1997/98	15	128	69	42	30	141	25	25	13	22	46	43	21	40	3.2	3.5	3.7	3.4
25	DENIET Josh	2003/04	13	111	63	51	26	140	24	20	21	22	47	38	33	41	3.0	3.2	3.8	3.2
26	BURTENSHAW Dave	1997/98	7	60	46	35	56	137	19	20	12	17	41	42	24	34	2.8	2.9	3.1	2.9
27	MCMANARA Trinity	1993/94	10	77	46	55	36	137	24	14	15	17	45	27	27	33	3.2	3.2	3.3	3.2
28	RUSBY Shane	1990/91	8	70	47	52	32	131	15	14	18	15	45	33	32	37	2.0	2.5	3.4	2.5
29	BRAMMY Simon	1994/95	13	95	49	53	27	129	27	17	15	20	53	34	28	39	3.1	2.9	3.4	3.1
30	DEANE Andrew	1983/84	6	63	56	37	27	124	15	17	17	16	31	31	30	30	2.9	3.2	3.3	3.1
31	HUMPHERY Peter	1991/92	10	88	52	50	22	124	29	22	29	26	52	36	44	44	3.4	3.6	3.9	3.5
32	PATMORE Dave	1979/80	9	64	61	41	9	111	11	9	24	11	23	20	40	23	2.9	2.8	3.6	3.0
33	BRYSON Brett	2013/14	5	61	58	35	11	104	17	18	16	17	31	26	26	28	3.3	4.1	3.8	3.6
34	BROWN Mike	1985/86	11	85	51	27	25	104	21	29	12	21	40	52	24	39	3.1	3.3	3.1	3.2
35	TONKIN Braedon	2007/08	11	116	55	34	13	102	31	22	14	26	45	33	25	38	4.2	4.0	3.4	4.1
36	LYNE Mick	1999/00	7	56	39	41	20	100	20	20	20	20	44	32	29	36	2.7	3.8	4.2	3.4
37	PARHAM Trevor	1979/80	36	338	62	22	9	93	19	19	12	19	31	29	19	29	3.8	3.9	3.8	3.9
38	ISLAM Robiul	2012/13	5	37	27	32	32	91	15	15	11	14	42	29	21	29	2.2	3.1	3.2	2.8
39	HURCOMBE Peter	1979/80	4	37	30	32	29	91	20	15	11	15	54	39	26	40	2.2	2.3	2.6	2.3
40	FROST Justin	2005/06	6	59	56	24	11	91	22	29	34	25	30	42	41	34	4.4	4.1	4.9	4.4

ALL TIME BEST PARTNERSHIPS

Rank	Wkt	Runs	Player Names	GrDv	Opposition	Rnd	Year
1	1st	260*	PANSINI Angelo 212* & HUGHES Peter 40*	D 7	HAMILTON	2	2015/16
2	1st	242*	BALYM Anton 104* & FERGUSON Haimish 140*	A 3	SHEIDOW PARK	3	2016/17
3	2nd	238*	CRAIGIE Grant 109* & CONLEY Andrew 163*	C 6	SOUTH ROAD	2	2011/12
4	4th	228*	CONROY Brian 153* & NOBLE Bob 65*	B 5	KENILWORTH	7	1982/83
5	1st	211*	LIPSETT Wes 104* & SCHULTZ Kristian 100*	A 2	SHEIDOW PARK	4	2013/14
6	1st	211	HARRIS Glenn 126 & HUGHES Peter 125	D 7	WOODCROFT	FS	2015/16
7	5th	204*	BROWN David F 71* & PARHAM Trevor 179*	C 5	ST GEORGE	9	2004/05
8	2nd	194	SCHMIAUKE Marc 88 & BELSAK Andrew 117	A 2	MORPHETTville	3	2015/16
9	4th	190*	EDWARDS Rob 106* & PARHAM Trevor 105*	A 1	STATE BANK	8	1987/88
10	2nd	186	BURNETT Christian 82 & CONLEY Andrew 126	C 6	ICC SHARKS	4	2009/10
11	2nd	184	CONLEY Andrew 85 & MONAGHAN Scott 114	B 4	SOUTH PARK	11	2013/14
12	2nd	184	MONAHAN Phil 73 & JELBERT Curtis 114	D 8	COVE	3	2016/17
13	3rd	181	BELL Geoff 56 & HODGE Andrew 123	D 5	HECTORVILLE	3	1997/98
14	2nd	180	BALYM Anton 81 & SCHMIAUKE Marc 112	A 3	COROMANDEL RAM	4	2016/17
15	3rd	179	THOMSON Peter 118 & COLTON Don 75*	D 5	MODBURY HEIGHT	7	1994/95
16	1st	178	FERGUSON Haimish 95 & BALYM Anton 76	A 2	MITCHELL PARK	7	2017/18
17	4th	172	RILEY Ian 45 & CONLEY Andrew 161	A 1	SHEIDOW PARK	10	1995/96
18	4th	168*	SHAW Phil 100* & YOUNG Peter 123*	C 5	KESWICK	4	1991/92
19	4th	168	HOPPENBROUWERS Ron 63 & HODGE Andrew 112	D 5	KENILWORTH	9	1994/95
20	6th	165	HODGE Andrew 71 & WILLIAMS John 108*	A 1	COROMANDEL RAM	1	1988/89
21	3rd	165	COOMBE Craig 29 & HARRISON Graham 207	D 6	MITCHAM	2	1991/92
22	3rd	163	GIBBIE Dom 50 & HUGHES Peter 107	C 4	COROMANDEL	9	1993/94
23	6th	162	BURNETT Bill 108 & WILLIAMS John 106*	A 1	ANZ BANK	10	1990/91
24	2nd	160	BURNETT Tom 81 & DEANE Andrew 106	A 1	SOUTH ROAD	5	1987/88
25	5th	160	LIPSETT Wes 69 & HARPER Brent 96	A 2	KESWICK	GF	2009/10
26	3rd	159*	GIBBIE Dom 31* & CONLEY Andrew 120*	C 6	COROMANDEL RAM	7	2011/12
27	5th	159	CONROY Brian 111 & BELL Geoff 69	D 6	MODBURY HEIGHT	FS	1992/93
28	1st	158	PALMER Dave 59 & TONKIN Andrew 105	B 4	ICC SHARKS	2	2012/13
29	1st	157	EMERY Peter 122 & BALDOCK Gary 47	D 6	ST MARKS	7	1992/93
30	6th	156	CONROY Brian 97 & SMITH John 100*	D 6	KENILWORTH	4	1991/92
31	2nd	153	HUXTABLE Andrew 92 & McCULLOUGH Mick 66	C 4	COWANDILLA	1	1992/93
32	3rd	153	WILLIAMS Mark 64 & CONLEY Andrew 96	A 1	ICC SHARKS	8	2000/01
33	1st	151*	DEY Richard 52* & DAVIDSON Phil 81*	A 1	COROMANDEL RAM	7	2003/04
34	4th	151	NOBLE Bob 92 & HUGHES Peter 81	B 3	ROSEWATER	9	1985/86
35	2nd	149	CRAIGIE Grant 66 & CONLEY Andrew 90*	C 6	ADELAIDE INDIA	7	2010/11

ALL TIME BEST PARTNERSHIPS FOR EACH WICKET

Rank	Wkt	Runs	Player Names	GrDv	Opposition	Rnd	Year
1	1st	260*	PANSINI Angelo 212* & HUGHES Peter 40*	D 7	HAMILTON	2	2015/16
2	1st	242*	BALYM Anton 104* & FERGUSON Haimish 140*	A 3	SHEIDOW PARK	3	2016/17
3	1st	211*	LIPSETT Wes 104* & SCHULTZ Kristian 100*	A 2	SHEIDOW PARK	4	2013/14
4	1st	211	HARRIS Glenn 126 & HUGHES Peter 125	D 7	WOODCROFT	FS	2015/16
5	1st	178	FERGUSON Haimish 95 & BALYM Anton 76	A 2	MITCHELL PARK	7	2017/18
1	2nd	238*	CRAIGIE Grant 109* & CONLEY Andrew 163*	C 6	SOUTH ROAD	2	2011/12
2	2nd	194	SCHMIAUKE Marc 88 & BELSAK Andrew 117	A 2	MORPHETTville	3	2015/16
3	2nd	186	BURNETT Christian 82 & CONLEY Andrew 126	C 6	ICC SHARKS	4	2009/10
4	2nd	184	CONLEY Andrew 85 & MONAGHAN Scott 114	B 4	SOUTH PARK	11	2013/14
5	2nd	184	MONAHAN Phil 73 & JELBERT Curtis 114	D 8	COVE	3	2016/17
1	3rd	181	BELL Geoff 56 & HODGE Andrew 123	D 5	HECTORVILLE	3	1997/98
2	3rd	179	THOMSON Peter 118 & COLTON Don 75*	D 5	MODBURY HEIGHT	7	1994/95
3	3rd	165	COOMBE Craig 29 & HARRISON Graham 207	D 6	MITCHAM	2	1991/92
4	3rd	163	GIBBIE Dom 50 & HUGHES Peter 107	C 4	COROMANDEL	9	1993/94
5	3rd	159*	GIBBIE Dom 31* & CONLEY Andrew 120*	C 6	COROMANDEL RAM	7	2011/12
1	4th	228*	CONROY Brian 153* & NOBLE Bob 65*	B 5	KENILWORTH	7	1982/83
2	4th	190*	EDWARDS Rob 106* & PARHAM Trevor 105*	A 1	STATE BANK	8	1987/88
3	4th	172	RILEY Ian 45 & CONLEY Andrew 161	A 1	SHEIDOW PARK	10	1995/96
4	4th	168*	SHAW Phil 100* & YOUNG Peter 123*	C 5	KESWICK	4	1991/92
5	4th	168	HOPPENBROUWERS Ron 63 & HODGE Andrew 112	D 5	KENILWORTH	9	1994/95
1	5th	204*	BROWN David F 71* & PARHAM Trevor 179*	C 5	ST GEORGE	9	2004/05
2	5th	160	LIPSETT Wes 69 & HARPER Brent 96	A 2	KESWICK	GF	2009/10
3	5th	159	CONROY Brian 111 & BELL Geoff 69	D 6	MODBURY HEIGHT	FS	1992/93
4	5th	148	HODGE Andrew 104 & BURNETT Bill 46*	A 5	KESWICK	9	1980/81
5	5th	135	GIBBIE John 52 & LANDORF Jason 95	D 5	NORWOOD UNION	1	1994/95
1	6th	165	HODGE Andrew 71 & WILLIAMS John 108*	A 1	COROMANDEL RAM	1	1988/89
2	6th	162	BURNETT Bill 108 & WILLIAMS John 106*	A 1	ANZ BANK	10	1990/91
3	6th	156	CONROY Brian 97 & SMITH John 100*	D 6	KENILWORTH	4	1991/92
4	6th	140	WEEKS Steve 45 & BURNETT Bill 153	A 1	MITCHELL PARK	2	1995/96
5	6th	133	MARSHALL Ashley 76 & DEY Richard 68	B 4	SHEIDOW PARK	1	2012/13
1	7th	124	SHAW Phil 51 & CONROY Brian 122	C 6	MODBURY HEIGHT	8	1990/91
2	7th	122*	SMITH John 38* & GARRICK Paul 74*	C 4	SHEIDOW PARK	10	1992/93
3	7th	116	HUCKSTEPP Craig 22 & DALY Mick 114*	C 6	MITSUBISHI	1	1990/91
4	7th	109	SHIPP Andrew 43 & COOMBE Peter A 58	B 2	KESWICK	9	1987/88
5	7th	107*	GIBBIE John 61* & HODGE Andrew 56*	D 5	HECTORVILLE	FS	1997/98
1	8th	126*	MARTIN Anthony 43* & MONAGHAN Scott 90*	B 4	MORPHETT VALE	7	2014/15
2	8th	118*	MARSHALL Ashley 45* & DEY Richard 66*	B 4	MORPHETT VALE	6	2015/16
3	8th	115	HALL John 18 & GIBBIE John 164*	D 5	MITSUBISHI	11	1993/94
4	8th	115	LUONG Bang 27 & BELL Geoff 98*	D 5	WESTMINSTER O.	10	1997/98
5	8th	101	HUGHES Peter 103 & WEBLEY Troy 95*	B 4	WESTERN YOUTH	11	2007/08
1	9th	119	MARSHALL Ashley 39 & TONKIN Andrew 61*	A 2	KESWICK	4	2008/09
2	9th	102	MAZURKE Danny 78 & ELLIS Steve 55*	C 6	PLYMPTON FOOTB	2	1990/91
3	9th	92	WILKIN Anthony 46 & SMITH John 40	B 3	SOUTH PARK	9	2005/06
4	9th	82	REVELL Glen 31 & BROWNE Noel 98*	C 6	SHEIDOW PARK	8	2010/11
5	9th	75	CONROY Brian 98 & CRAM Don 53	B 2	KENILWORTH	3	1987/88
1	10th	81	RUSSELL Nic 68 & DENIET Josh 21*	A 2	WESTERN YOUTH	6	2011/12
2	10th	80	TONKIN Andrew 64 & SMITH John 18*	C 4	NORTH HAVEN	3	2002/03
3	10th	79	WILLIAMS Scott 19 & BARKER Terry 59*	A 2	KESWICK	2	1983/84
4	10th	67	RANGER Brenton 35 & HODGE David 70*	B 6	COROMANDEL	2	1981/82
5	10th	64	BROWN Andrew 45 & JOYCE Steve 21*	D 5	COROMANDEL RAM	11	1994/95

ALL TIME BEST BATTING/BOWLING ALLROUNDER IN A MATCH

Rank	Player Name	Batting	Bowling	COTY pts	Gdv	Opposition	Rnd	Year
50 RUNS & 5 WICKETS								
1	PANSINI Angelo	212*	7/7	310	D 7	HAMILTON	2	2015/16
2	CONLEY Andrew	92*	7/80	190	A 1	SOUTH ROAD	2	1989/90
3	GIBBIE Mick	24* & 76*	4/16 & 2/30	184	D 5	NORTH HAVEN	10	2000/01
4	McNAMARA Trinity	99	6/29	183	C 4	SOUTHERN	4	1997/98
5	McNAMARA Trinity	111	5/36	181	C 5	PLYMPTON FOOTB	9	1996/97
6	PATMORE Dave	73	2/19 & 5/11	171	B 6	HECTORVILLE	4	1981/82
7	DEANE Andrew	75	6/21	159	B 3	ADELAIDE CAVAL	6	1985/86
8	PANSINI Angelo	64	5/29 & 1/29	148	C 6	COROMANDEL RAM	9	2015/16
9	LANDORF Jason	74	5/91	144	D 5	MODBURY HEIGHT	8	1993/94
10	GIBBIE John	69	5/69	139	D 6	COROMANDEL	7	1996/97
11	PANSINI Angelo	54*	1/14 & 5/18	138	C 6	SHEIDOW PARK	1	2015/16
12	BELL Geoff	64	5/59	134	B 7	HECTORVILLE	10	1980/81
13	WILLIAMS John	50	5/34 & 1/22	134	A 1	SHEIDOW PARK	3	1996/97
14	SCHMIAUKE Marc	59	5/39	129	C 7	PLYMPTON FOOTB	GF	2016/17
15	DEY Richard	58	5/57	128	D 5	MITCHELL PARK	10	1998/99
16	DEANE Andrew	56	5/50	126	B 4	GLENELG LACROS	2	1983/84
17	HARPER Brent	56	5/12	126	A 2	PLYMPTON FOOTB	3	2007/08
18	SMITH John	54	5/25	124	C 4	PLYMPTON FOOTB	1	1998/99
19	MAZURKE Danny	51	5/30	121	C 6	MODBURY HEIGHT	8	1990/91
40 RUNS & 4 WICKETS								
20	BROOKER Christian	113	4/24	169	B 4	SOUTH PARK	10	2014/15
21	BRUSNAHAN Dale	101*	4/52	157	B 4	SOUTH ROAD	7	2017/18
22	BRAMMY Simon	43 & 56*	4/44	155	D 6	MITCHELL PARK	5	2002/03
23	GIBBIE Mick	98	4/54	154	B 2	KENILWORTH	4	2002/03
24	LITSTER Dave	46	7/55	144	B 3	ADELAIDE CAVAL	4	1995/96
25	GIBBIE John	42	7/78	140	D 5	WESTMINSTER O.	10	1997/98
26	McNAMARA Trinity	11 & 30*	4/25 & 3/20	139	C 5	RIDGE PARK	10	1996/97
27	GIBBIE John	49	6/54	133	D 6	MODBURY HEIGHT	11	1992/93
28	CONLEY Andrew	77	4/59	133	A 1	SOUTH ROAD	11	1996/97
29	PATMORE Dave	76	2/8 & 2/24	132	B 7	EASTWOOD	7	1980/81
30	CRAIGIE Grant	14 & 62*	4/27	132	B 3	MITCHELL PARK	10	1995/96
31	CRAIGIE Grant	46	6/53	130	B 2	ETSA CAVALIERS	6	1991/92
32	McMAHON Danny	44	5/39 & 1/25	128	D 5	NORWOOD UNION	10	1994/95
33	COOMBE Peter A	43	6/53 &	127	A 2	P.T.C.C.	5	1983/84
34	BELL Geoff	42	3/19 & 3/22	126	D 5	COROMANDEL	2	1997/98
35	WILLCOX Steve	70	4/47	126	C 6	WOODCROFT	7	2007/08
36	GIBBIE Mick	69	4/30	125	A 1	MITCHELL PARK	10	1996/97
37	MARSHALL Ashley	64	4/36	120	D 6	SOUTH ROAD	2	2002/03
38	CORNELISSEN Jack	63*	1/27 & 3/12	119	D 7	WOODCROFT	1	2015/16
39	GIBBIE Chris	63	4/46	119	D 7	PLYMPTON FOOTB	3	2015/16
40	DEANE Andrew	61	4/21	117	B 3	KENILWORTH	GF	1985/86
41	SMITH John	46	5/81	116	C 4	ST MARKS	3	1992/93
42	WILKIN Anthony	46	5/39	116	B 3	SOUTH PARK	9	2005/06
43	DENIET Josh	46	5/36	116	A 3	KESWICK	13	2016/17
44	BARTON Matthew	38 & 21*	4/25	115	C 5	HECTORVILLE	8	2001/02
45	STEER Peter	58	4/5	114	A 2	ANZ BANK	7	1984/85
46	YOUNG Peter	44*	4/11 & 1/0	114	C 6	EDWARDSTOWN	4	1989/90
47	BELL Geoff	44	2/3 & 3/28	114	D 6	PLYMPTON FOOTB	6	1992/93
48	LORD Adam	57	4/29	113	D 6	WESTERN YOUTH	7	2003/04
49	PARHAM Trevor	21 & 21	5/22	112	A 6	KENILWORTH	11	1979/80
50	JOYCE Steve	42*	3/23 & 2/18	112	A 4	MITCHELL PARK	1	1981/82
51	JOYCE Steve	56*	4/73	112	A 4	ANZ BANK	10	1981/82
52	WILLIAMS John	42	5/42	112	A 1	HECTORVILLE	11	1989/90
53	GIBBIE Mick	56	4/54	112	A 1	PANORAMA	FS	1996/97
54	PATMORE Dave	41	5/30	111	B 6	SOUTH ROAD	1	1981/82
55	HALL Michael	55	4/35	111	D 6	NORWOOD UNION	FS	1991/92
56	GIBBIE John	55	4/31	111	D 6	KESWICK	5	1995/96
57	STEER Peter	40	5/57	110	B 4	SEAVIEW DOWNS	7	1983/84
58	COOMBE Peter A	40	5/25	110	D 5	COROMANDEL RAM	1	1993/94
59	BELL Geoff	54	4/22	110	D 6	PLYMPTON FOOTB	7	1995/96
60	BRYSON Brett	40	5/28	110	C 5	KESWICK	2	2013/14
61	CRAIGIE Grant	52	4/33	108	B 2	PLYMPTON FOOTB	1	1987/88
62	GIBBIE Mick	52 & 0	4/30	108	D 5	SOUTH ROAD	8	2000/01
63	BELL Geoff	51	2/11 & 2/21	107	D 5	SEACOMBE SALV'	6	1997/98
64	McNAMARA Trinity	51	4/40	107	C 6	SHEIDOW PARK	8	2009/10
65	YOUNG Peter	28 & 22	2/39 & 2/5	106	D 6	KENILWORTH	10	2003/04
66	FERGUSON Lachlan	50*	4/38	106	B 4	HAMILTON	4	2014/15
67	MAZURKE Danny	49	4/32	105	C 5	ST MARKS	2	1991/92
68	JENNINGS Tony	44	3/28 & 1/28	100	B 5	SOUTHERN UNITE	2	1982/83
69	COCHRANE Herb	44*	3/27 & 1/9	100	B 3	ADELAIDE CAVAL	6	1984/85
70	GIBBIE John	44	4/76	100	D 6	SOUTH ROAD	2	1996/97

ALL TIME MOST C.O.T.Y. POINTS IN A MATCH

Rank	Player Name	COTY Points from Batting Bowling WK/FLdng			Total Points	Grade &Div	Opposition	Rnd	Year
1	PANSINI Angelo	212	98	-	310	D 7	HAMILTON	2	2015/16
2	HARRISON Graham	207	14	20	241	D 6	MITCHAM	2	1991/92
3	EDWARDS Rob	188	-	50	238	C 5	SOUTHERN	10	1995/96
4	McNAMARA Trinity	41	98	90	229	C 5	RIDGE PARK	10	1996/97
5	GIBBIE Mick	100	84	40	224	D 5	NORTH HAVEN	10	2000/01
6	CONLEY Andrew	161	42	20	223	A 1	SHEIDOW PARK	10	1995/96
7	CONROY Brian	153	-	60	213	B 5	KENILWORTH	7	1982/83
8	BROWN Mike	85	28	100	213	C 6	KENILWORTH	11	1990/91
9	HARRIS Glenn	172	-	40	212	C 7	KENILWORTH	3	2016/17
10	GIBBIE John	164	42	-	206	D 5	MITSUBISHI	11	1993/94
11	McNAMARA Trinity	99	84	20	203	C 4	SOUTHERN	4	1997/98
12	MARSHALL Ashley	28	154	20	202	B 5	SOUTH ROAD	12	2016/17
13	FORSTER Tony	131	-	70	201	A 1	CAMPB 'TOWN/ANZ	7	1997/98
14	HUXTABLE Andrew	20	-	180	200	A 1	COROMANDEL RAM	1	2002/03
15	PALMER Dave	140	-	60	200	B 4	PLYMPTON FOOTB	1	2006/07

ALL TIME MOST WICKETS IN AN INNINGS CONTINUED...

Rank	Player Name	Over	Mdn	Runs	Wkts	Ave	Ba/Wkt	Run/Over	%Tm Wkt	Grade & Div	Opposition	Rnd	Year
93	MARSHALL Ashley	11	1	46	6	7.7	11.0	4.2	60	A 2	NORTH HAVEN	9	2014/15
94	ISLAM Robiul	16.1	2	46	6	7.7	16.2	2.8	60	A 2	MORPHETT VALE	FS	2014/15
95	BURTENSHAW Dave	15.1	3	47	6	7.8	15.2	3.1	60	A 1	COROMANDEL	5	1999/00
96	NOBLE Graham	11	1	47	6	7.8	11.0	4.3	60	D 5	WESTERN YOUTH	6	2000/01
97	BELL Geoff	16	3	48	6	8.0	16.0	3.0	60	D 6	NORTH PARK	GF	1992/93
98	McNAMARA Trinity	19	5	49	6	8.2	19.0	2.6	60	C 5	MODBURY HEIGHT	1	1995/96
99	BROWNE Noel	13.1	0	50	6	8.3	13.2	3.8	60	A 1	HECTORVILLE	5	1997/98
100	SINCLAIR Bob	17.3	5	51	6	8.5	17.5	2.9	60	B 5	WESTMINSTER O.	8	1982/83
101	BROWN Mike	14.4	2	51	6	8.5	14.7	3.5	67	C 4	KENILWORTH	10	1993/94
102	EDWARDS Shaun	15	3	51	6	8.5	15.0	3.4	60	A 1	COROMANDEL RAM	9	2005/06
103	MARSHALL Ashley	19	7	51	6	8.5	19.0	2.7	67	B 3	COROMANDEL	8	2011/12
104	COOMBE Peter A	12.4	1	53	6	8.8	12.7	4.2	60	A 2	P.T.C.C.	5	1983/84
105	CRAIGIE Grant	15.1	1	53	6	8.8	15.2	3.5	60	B 2	ETSA CAVALIERS	6	1991/92
106	MAZURKE Danny	12	2	54	6	9.0	12.0	4.5	60	C 5	COROMANDEL RAM	6	1991/92
107	GIBBIE John	14.4	3	54	6	9.0	14.7	3.7	67	D 6	MODBURY HEIGHT	11	1992/93
108	WILKIN Anthony	23	2	55	6	9.2	23.0	2.4	60	B 2	MITCHELL PARK	8	1993/94
109	COCHRANE Herb	23.1	4	56	6	9.3	23.2	2.4	60	B 3	HECTORVILLE	7	1984/85
110	HUCKSTEPP Craig	12.2	2	59	6	9.8	12.3	4.8	60	D 5	PLYMPTON FOOTB	3	1993/94
111	GIBBIE Mick	18	3	60	6	10.0	18.0	3.3	60	B 2	SOUTH PARK	8	1999/00
112	MAZURKE Danny	14.3	3	63	6	10.5	14.5	4.3	60	C 6	ANZ BANK	10	1990/91
113	SMITH John	15	2	66	6	11.0	15.0	4.4	75	C 4	KENILWORTH	1	2003/04
114	WILLIAMS Scott	23	4	68	6	11.3	23.0	3.0	60	A 1	PLYMPTON FOOTB	2	1988/89
115	GIBBIE John	19	3	68	6	11.3	19.0	3.6	67	D 5	MODBURY HEIGHT	7	1994/95
116	EDWARDS Shaun	26	6	75	6	12.5	26.0	2.9	75	A 1	PLYMPTON FOOTB	11	2004/05
117	HUCKSTEPP Craig	21.4	7	77	6	12.8	21.7	3.6	60	C 4	MITCHELL PARK	5	1993/94
118	WILKIN Anthony	18.5	3	80	6	13.3	18.8	4.2	60	B 2	SHEIDOW PARK	2	1998/99
119	EDWARDS Shaun	14.1	2	81	6	13.5	14.2	5.7	60	A 1	KESWICK	1	2005/06
120	PATMORE Tim	17.1	2	82	6	13.7	17.2	4.8	60	B 5	KESWICK	1	1982/83
121	COOMBE Peter A	19	0	82	6	13.7	19.0	4.3	86	A 1	COROMANDEL	2	1987/88
122	CONLEY Andrew	20.5	0	83	6	13.8	20.8	4.0	60	A 1	HECTORVILLE	2	1994/95
123	CORNELISSEN Jack	6	3	6	5	1.2	7.2	1.0	71	D 7	WESTERN YOUTH	4	2015/16
124	WILLIAMS John	6.4	1	9	5	1.8	8.0	1.4	50	A 1	COROMANDEL	11	1997/98
125	MARSHALL Ashley	15	10	9	5	1.8	18.0	0.6	50	B 4	MITCHELL PARK	8	2015/16
126	MASON Steve	8	4	9	5	1.8	9.6	1.1	50	B 4	SHEIDOW PARK	6	2017/18
127	HUCKSTEPP Craig	7	2	10	5	2.0	8.4	1.4	71	C 6	KESWICK	9	1990/91
128	BARNETT Mick	10.5	2	10	5	2.0	13.0	0.9	50	A 1	KESWICK	10	1993/94
129	GEORGE Paul	5.4	2	10	5	2.0	6.8	1.8	50	C 6	COROMANDEL RAM	7	2011/12
130	PATMORE Dave	11	6	11	5	2.2	13.2	1.0	50	B 6	HECTORVILLE	4	1981/82
131	PARHAM Trevor	4.3	1	11	5	2.2	5.4	2.4	50	A 4	SAVINGS BANK S	11	1981/82
132	GIBBIE John	12	6	12	5	2.4	14.4	1.0	50	D 6	COROMANDEL RAM	11	1996/97
133	HARPER Brent	5.4	1	12	5	2.4	6.8	2.1	50	A 2	PLYMPTON FOOTB	3	2007/08
134	McNAMARA Trinity	8	4	12	5	2.4	9.6	1.5	63	C 5	ICC SHARKS	1	2008/09
135	McNAMARA Trinity	11	8	12	5	2.4	13.2	1.1	50	A 2	SOUTH ROAD	11	2009/10
136	JENNINGS Tony	6	1	13	5	2.6	7.2	2.2	50	A 3	EASTWOOD	9	1982/83
137	MITCHELL Rick	7.2	1	13	5	2.6	8.8	1.8	50	A 1	HECTORVILLE	11	1991/92
138	WILLIAMS Scott	9	2	13	5	2.6	10.8	1.4	50	B 3	MITCHELL PARK	5	2005/06
139	SINCLAIR Bob	12.4	6	14	5	2.8	15.2	1.1	50	A 6	PARAFIELD GARD	1	1979/80
140	BARNETT Mick	11	5	14	5	2.8	13.2	1.3	56	B 2	ADELAIDE CAVAL	5	1992/93
141	WILLIAMS Scott	10	4	14	5	2.8	12.0	1.4	50	C 5	SOUTHERN	1	2005/06

ALL TIME MOST ECONOMICAL LONG BOWLING INNINGS (MIN.20 OVERS)

Rank	Player Name	Over	Mdn	Runs	Wkts	Runs per Over	Grade & Div	Opposition	Rnd	Year
1	DENIET Josh	26	15	26	7	1.00	A 3	HAMILTON	GF	2016/17
2	SCOTT Ron	20	13	20	2	1.00	C 4	WESTMINSTER O.	FS	1998/99
3	HURCOMBE Peter	20	9	22	4	1.10	A 6	S.A. MACCABI	12	1979/80
4	WILLIAMS Rowan	20	5	23	2	1.15	A 2	HAPPY VALLEY	5	2017/18
5	HURCOMBE Peter	23	11	27	5	1.17	A 6	COROMANDEL	10	1979/80
6	RUSBY Shane	23	10	27	2	1.17	A 1	ANZ BANK	GF	1992/93
7	BELL Geoff	22	7	27	2	1.23	B 3	COROMANDEL	1	1984/85
8	WILKIN Anthony	26	8	32	5	1.23	B 2	SOUTH ROAD	2	1999/00
9	WILKIN Anthony	20	13	26	3	1.30	B 2	COROMANDEL RAM	4	1991/92
10	GIBBIE John	22	9	29	6	1.32	D 6	COROMANDEL RAM	11	1996/97
11	WILKIN Anthony	24	8	32	3	1.33	B 2	KESWICK	1	2002/03
12	DENIET Scott	25	10	35	5	1.40	A 1	KESWICK	10	2002/03

ALL TIME MOST ECONOMICAL MEDIUM BOWLING INNINGS (13-19 OVERS)

Rank	Player Name	Over	Mdn	Runs	Wkts	Runs per Over	Grade & Div	Opposition	Rnd	Year
1	DENIET Josh	13	10	5	4	0.38	A 3	NORTH HAVEN	FS	2016/17
2	BELL Geoff	15	10	6	2	0.40	D 6	SOUTHERN	8	1995/96
3	COCHRANE Herb	19	13	9	1	0.47	B 3	ADELAIDE CAVAL	6	1984/85
4	WILKIN Anthony	15	9	8	3	0.53	B 4	COROMANDEL RAM	5	2007/08
5	HUCKSTEPP Craig	15	11	9	3	0.60	C 4	WESTMINSTER O.	FS	1998/99
6	MARSHALL Ashley	15	10	9	5	0.60	B 4	MITCHELL PARK	8	2015/16
7	BROWN David F	14	9	10	1	0.71	C 5	KENILWORTH	10	2005/06
8	SMITH John	17	11	13	1	0.76	C 4	KENILWORTH	1	1993/94
9	WILLIAMS Rowan	17	7	13	1	0.76	A 2	COROMANDEL	3	2017/18
10	BROWN David F	15	5	12	3	0.80	D 6	KENILWORTH	10	2002/03
11	WILLIAMS John	18.3	11	15	5	0.81	A 1	SOUTH ROAD	1	1995/96
12	PATMORE Tim	16	9	13	4	0.81	B 6	MITCHELL PARK	10	1981/82
13	RUSBY Shane	19.3	9	17	4	0.87	B 2	HECTORVILLE	8	1998/99
14	HURCOMBE Peter	17	7	15	1	0.88	A 5	ADELAIDE CAVAL	2	1980/81
15	WILLIAMS Scott	16.2	7	15	6	0.92	B 2	NORTH HAVEN	8	1997/98
16	ISLAM Robiul	13	6	12	0	0.92	A 2	COROMANDEL	2	2014/15
17	SINCLAIR Bob	14	6	13	3	0.93	A 6	MITCHELL PARK	9	1979/80
18	RUSBY Shane	15	9	14	4	0.93	A 1	HECTORVILLE	1	1996/97
19	TONKIN Braedon	15	8	14	3	0.93	B 5	MITCHELL PARK	GF	2016/17
20	GIBBIE John	19	7	18	3	0.95	D 6	SOUTH ROAD	11	1991/92

ALL TIME MOST ECONOMICAL SHORT BOWLING INNINGS (8-12 OVERS)

Rank	Player Name	Over	Mdn	Runs	Wkts	Runs per Over	Grade & Div	Opposition	Rnd	Year
1	WILKIN Anthony	11	10	2	4	0.18	B 2	NORTH HAVEN	8	1997/98
2	SINCLAIR Bob	9	7	2	2	0.22	A 6	CAMPBELLTOWN	3	1979/80
3	ISLAM Robiul	9	7	2	1	0.22	A 2	BELAIR	3	2014/15
4	BARNETT Mick	8.1	6	2	4	0.24	B 2	HECTORVILLE	11	1991/92
5	KING Dave	8	6	3	1	0.38	A 6	COROMANDEL RAM	4	1979/80
6	MARSHALL Ashley	8	6	3	2	0.38	A 2	BELAIR	3	2014/15
7	SMITH John	10	6	5	6	0.50	C 4	SOUTH ROAD	5	1999/00
8	BEATTIE John	10	7	5	2	0.50	A 1	KESWICK	11	1999/00
9	KING Dave	8	4	4	0	0.50	A 6	MITCHELL PARK	9	1979/80
10	BROWN Mike	8	4	4	1	0.50	B 2	COROMANDEL RAM	4	1991/92
11	GULATI Sandeep	8	5	4	4	0.50	D 7	WOODCROFT	11	2014/15
12	WILLIAMS Rowan	9	6	5	0	0.56	A 3	MORPHETTville	6	2016/17
13	MARSHALL Ashley	10.3	6	6	2	0.57	B 4	MITCHELL PARK	FS	2015/16
14	KING Dave	10	5	6	0	0.60	A 6	PARAFIELD GARD	1	1979/80
15	DENIET Scott	10	5	6	0	0.60	A 2	KESWICK	FS	2007/08

ALL TIME MOST WICKETS IN A MATCH

Rank	Player Name	Over	Mdn	Runs	Wkts	GrDv	Opposition	Rnd	Year
1	MARSHALL Ashley	26.4	14	31	11	B 5	SOUTH ROAD	12	2016/17
2	GIBBIE John	34	15	41	11	D 6	COROMANDEL RAM	11	1996/97
3	KING Dave	25.1	12	50	11	A 6	CAMPBELLTOWN	3	1979/80
4	COCHRANE Herb	28.4	7	67	11	B 4	M.P.S.M.	5	1983/84
5	BURROWS Mark	13.1	7	19	10	C 7	MITCHELL PARK	6	2016/17
6	PAPAGALLO Frank	15.1	5	42	10	B 7	MITCHELL PARK	12	1980/81
7	PATMORE Dave	20	5	70	10	B 5	SOUTHERN UNITE	2	1982/83
8	TRAPPETT Doug	29	4	129	10	B 2	MITCHELL PARK	11	1986/87

ALL TIME MOST RUNS OFF A SINGLE OVER

Rank	Player Name	Runs Off Over	Over number	Grade & Div	Opposition	Rnd	Year
1	HODGE David	36	5	B 2	ROSEWATER	5	1987/88
2	BROWN David F	34	6	C 6	SOUTH ROAD	2	2011/12
3	PUGH Ben	33	3	C 5	WOODCROFT	5	2008/09
4	HODGE David	32	6	B 2	ROSEWATER	5	1987/88
5	WILLIAMS Jarrod	30	1	D 7	PLYMPTON FOOTB	2	2013/14
6	FERGUSON Haimish	30	5	B 4	NORTH HAVEN	5	2015/16
7	EDWARDS Shaun	29	20	A 1	WESTERN YOUTH	7	2005/06
8	WILLIAMS John	28	4	A 1	CAMPB'TOWN/ANZ	7	1997/98
9	BROWNE Noel	28	4	A 1	CAMPB'TOWN/ANZ	7	1997/98
10	GIBBIE Chris	28	5	B 4	COVE	2	2013/14

ALL TIME MOST RUNS CONCEDED BY BOWLER IN INNINGS

Rank	Player Name	Over	Mdn	Runs	Wkts	Run/Over	GrDv	Opposition	Rnd	Year
1	THOMSON Peter	18	0	131	0	7.28	D 5	RIDGE PARK	4	1994/95
2	LYNE Mick	19	2	126	3	6.63	B 2	COROMANDEL RAM	7	2003/04
3	SMITH John	24	0	122	2	5.08	B 2	SHEIDOW PARK	6	1994/95
4	CRAIGIE Grant	27	4	119	5	4.41	B 2	MODBURY HEIGHT	7	1994/95
5	HEDGER Phil	22	1	114	4	5.18	C 4	SEAVIEW O.S.	6	1994/95

ALL TIME MOST WICKET-KEEPING DISMISSALS IN AN INNINGS

Rank	Player Name	W/K	Dismissals	%Wkts	Grade & Div	Opposition	Rnd	Year
		Ct	St	Total	Taken			
1	FORSTER Tony	5	2	7	70	A 1	NORTH HAVEN	FS 1991/92
2	MANOS George	6	-	6	60	B 3	PANORAMA	10 1984/85
3	FORSTER Tony	4	2	6	60	A 1	COROMANDEL	9 1992/93
4	PEARCE Darren	4	2	6	60	A 1	MITCHELL PARK	8 1993/94
5	HUXTABLE Andrew	1	5	6	60	B 2	SOUTH PARK	8 1999/00
6	SCHULTZ Kristian	6	-	6	60	A 1	HECTORVILLE	7 2000/01
7	HUXTABLE Andrew	4	2	6	60	A 2	MORPHETTville	5 2007/08
8	LIPSETT Wes	5	-	5	63	A 2	NORTH HAVEN	4 2011/12
9	MARKS Greg	3	2	5	63	C 6	COROMANDEL RAM	9 2017/18
10	FORSTER Tony	2	3	5	56	A 1	SOUTH ROAD	11 1996/97
11	FORSTER Tony	4	1	5	50	A 1	SOUTH ROAD	5 1987/88
12	FORSTER Tony	4	1	5	50	A 1	ADELAIDE CAVAL	11 1993/94
13	FORSTER Tony	2	3	5	50	A 1	HECTORVILLE	2 1994/95
14	BROWN Andrew	3	2	5	50	D 6	COROMANDEL RAM	11 1996/97
15	SCHULTZ Kristian	5	-	5	50	A 1	COROMANDEL RAM	9 2000/01
16	SCHULTZ Kristian	4	1	5	50	A 1	COROMANDEL	3 2005/06
17	BROWN Andrew	2	3	5	50	C 6	NORTH HAVEN	6 2007/08

ALL TIME MOST FIELD CATCHES IN AN INNINGS

Rank	Player Name	Field Catches	%Wkts	Grade & Div	Opposition	Rnd	Year
			Taken				
1	FORSTER Sean	6	60	C 4	NORTH HAVEN	4	2003/04
2	CASEY Aaron	5	50	D 7	HAMILTON	2	2015/16
3	LANDORF Jason	4	67	B 2	NORTH HAVEN	4	1996/97
4	CONROY Brian	4	50	B 2	ROSEWATER	5	1987/88
5	CONROY Brian	4	44	D 6	NORWOOD UNION	5	1991/92
6	PARHAM Trevor	4	40	A 1	NORWOOD UNION	1	1985/86
7	LAIRD Dean	4	40	B 2	PANORAMA	8	1988/89
8	SANTOS John	4	40	B 3	MODBURY HEIGHT	1	1989/90
9	WILLIAMS Mark	4	40	B 3	COROMANDEL RAM	8	1995/96
10	ROWE Brenton	4	40	B 2	ROSEWATER	4	2004/05
11	HUGHES Peter	4	40	B 3	SOUTHERN	9	2011/12

ALL TIME BEST BATTING/BOWLING ALLROUNDER IN A SEASON

Rank	Player Name	Ga	Inn	NO	Runs	Ave	Overs	Mdn	Runs	Wkts	Ave	COTY points	Year & Div
300 RUNS & 30 WICKETS													
1	GIBBIE John	12	11	-	341	31.0	204.2	39	585	57	10.3	1139	1996/97 6
2	GIBBIE John	12	14	-	367	26.2	171.3	27	624	39	16.0	913	1995/96 6;3
3	GIBBIE John	11	11	-	400	36.4	100.2	11	473	33	14.3	862	1994/95 5
4	MAZURKE Danny	12	12	-	338	28.2	181	49	480	33	14.5	800	1990/91 6
5	HARPER Brent	13	12	-	362	30.2	104	17	315	31	10.2	796	2009/10 2
6	McNAMARA Trinity	12	14	3	303	27.5	162.4	26	525	34	15.4	779	1996/97 2;5
250 RUNS & 25 WICKETS													
7	GIBBIE Mick	13	13	1	608	50.7	148.4	14	584	27	21.6	986	2002/03 6;2
8	PANSINI Angelo	12	12	3	531	59.0	114.3	21	341	26	13.1	895	2015/16 6;7
9	CONLEY Andrew	11	12	-	475	39.6	126.4	18	468	25	18.7	825	1995/96 1
10	GIBBIE John	13	14	4	399	39.9	128.5	17	492	29	17.0	805	1997/98 5
11	GIBBIE Mick	10	11	2	415	46.1	89.4	19	282	26	10.8	779	2001/02 3;1
12	GIBBIE Mick	13	14	-	364	26.0	151.4	30	474	29	16.3	770	1996/97 2;1
13	KING Russell	11	11	-	412	37.5	154.1	35	469	25	18.8	762	1999/00 1
14	WILLIAMS John	11	11	1	381	38.1	200.3	58	406	27	15.0	759	1995/96 1
15	DEANE Andrew	11	11	1	342	34.2	126	27	373	29	12.9	748	1985/86 3;1
16	CRAIGIE Grant	12	13	2	355	32.3	131.5	25	370	27	13.7	733	1995/96 3
17	GIBBIE Mick	13	13	-	367	28.2	133.4	17	468	26	18.0	731	1999/00 2
18	MARSHALL Ashley	13	11	3	260	32.5	139.4	35	460	33	13.9	722	2016/17 5
19	WILLIAMS John	13	10	4	307	51.2	191.1	55	413	28	14.8	699	1990/91 1
20	CORNELISSEN Jack	13	10	1	299	33.2	113.2	38	241	28	8.6	691	2015/16 7;4
21	WILLIAMS John	11	11	2	255	28.3	180.4	27	523	29	18.0	661	1988/89 1
22	COOMBE Peter A	10	9	4	255	51.0	95.1	10	356	27	13.2	633	1983/84 2
23	LISTON Dave	11	13	1	260	21.7	153	26	462	26	17.8	624	1998/99 1
200 RUNS & 20 WICKETS													
24	DENIET Josh	16	11	2	237	26.3	170.5	67	310	48	6.5	909	2016/17 3
25	BELL Geoff	13	14	2	503	41.9	158.5	33	431	24	18.0	839	1997/98 5
26	PATMORE Dave	11	14	2	244	20.3	169.5	46	458	41	11.2	818	1981/82 6
27	BELL Geoff	11	12	-	249	20.8	169.1	34	463	39	11.9	795	1980/81 7;5
28	CONLEY Andrew	13	12	2	394	39.4	91.5	0	409	21	19.5	688	1994/95 1
29	GIBBIE John	13	10	3	229	32.7	120.3	11	468	32	14.6	677	1992/93 6;2;4
30	BELL Geoff	10	13	3	384	38.4	133	34	311	20	15.6	664	1995/96 6
31	CONLEY Andrew	10	10	1	329	36.6	141	22	438	23	19.0	651	1996/97 1
32	SMITH John	11	13	-	237	18.2	106.1	27	263	29	9.1	643	1998/99 4
33	BRUSNAHAN Dale	12	15	1	292	20.9	101.4	15	349	24	14.5	628	2017/18 4;2
34	GIBBIE John	11	11	1	287	28.7	107.2	8	480	24	20.0	623	1993/94 5;4
35	WILLIAMS John	10	10	-	313	31.3	130.2	29	301	22	13.7	621	1986/87 1
36	GIBBIE Mick	11	11	1	313	31.3	119.3	6	484	22	22.0	621	1998/99 2
37	COOMBE Peter A	11	7	2	236	47.2	126.5	11	480	27	17.8	614	1987/88 1;2
38	BELL Geoff	13	11	1	240	24.0	136.4	42	309	26	11.9	604	1996/97 6
39	WILLIAMS John	9	8	1	266	38.0	163	51	345	24	14.4	602	1996/97 1
40	WILLIAMS John	11	13	3	307	30.7	108.4	25	275	21	13.1	601	1997/98 1
41	WILLIAMS John	12	13	3	236	23.6	159.4	35	413	26	15.9	600	1993/94 1
42	COOMBE Peter A	13	11	5	306	51.0	103.1	11	365	21	17.4	600	1984/85 2
43	BELL Geoff	13	12	2	247	24.7	104.3	26	350	24	14.6	583	1992/93 6;4
44	BRAMMY Simon	11	12	3	204	22.7	117.3	22	362	27	13.4	582	2002/03 6;2
45	BROWN Mike	11	11	-	257	23.4	114	16	428	23	18.6	579	1993/94 4
46	WILLCOX Steve	10	11	1	248	24.8	132.2	31	383	23	16.7	570	2003/04 6
47	BROWN David F	11	12	2	216	21.6	86.3	15	272	25	10.9	566	1997/98 4;2
48	MARSHALL Ashley	11	11	-	240	21.8	116.1	22	414	23	18.0	562	2002/03 6;4
49	McNAMARA Trinity	9	9	-	203	22.6	85.1	25	240	24	10.0	539	2009/10 2;6
50	GIBBIE Mick	11	11	-	251	22.8	98.1	16	399	20	20.0	531	2003/04 2
51	CRAIGIE Grant	13	10	3	235	33.6	152.1	18	440	21	21.0	529	1992/93 2
52	BROWN Mike	13	10	-	200	20.0	118.1	23	297	23	12.9	522	1990/91 6;3
53	CRAIGIE Grant	11	10	-	237	23.7	121.1	20	411	20	20.6	517	1987/88 2;1
54	MARSHALL Ashley	12	12	1	201	18.3	94.3	14	395	22	18.0	509	2007/08 4
150 RUNS & 15 WICKETS													
55	DEANE Andrew	11	10	3	161	23.0	213	49	588	47	12.5	819	1984/85 3;2
56	PANSINI Angelo	16	15	2	541	41.6	108.1	19	342	17	20.1	779	2016/17 7;5
57	MAZURKE Danny	11	10	-	172	17.2	176.4	35	487	42	11.6	760	1991/92 5
58	STEER Peter	10	9	2	196	28.0	206.4	37	556	39	14.3	742	1983/84 4;2
59	WILLIAMS John	12	9	2	185	26.4	178.3	38	454	33	13.8	647	1989/90 1
60	PARHAM Trevor	11	11	2	359	39.9	61.5	10	227	18	12.6	611	1981/82 4

ALL TIME BEST ALLROUND SEASON (RUNS/WICKETS/CATCHES/STUMPINGS)

Rank	Player Name	Ga	Season Runs	Wkts	Ct	St	COTY points	Year & Div
1	GIBBIE John	12	341	57	4	-	1219	1996/97 6
2	FORSTER Tony	12	522	-	21	9	1122	1997/98 1
3	McNAMARA Trinity	12	303	34	14	-	1059	1996/97 2;5
4	KING Russell	11	412	25	14	-	1042	1999/00 1
5	GIBBIE Mick	13	608	27	2	-	1026	2002/03 6;2
6	BALYM Anton	16	584	-	12	10	1024	2016/17 3
7	DENIET Josh	16	237	48	5	-	1009	2016/17 3
8	PANSINI Angelo	12	531	26	5	-	995	2015/16 6;7
9	GIBBIE John	12	367	39	4	-	993	1995/96 6;3
10	CONLEY Andrew	11	475	25	8	-	985	1995/96 1
11	CORNELISSEN Jack	13	299	28	14	-	971	2015/16 7;4
12	FORSTER Tony	10	428	-	18	9	968	1996/97 1
13	CONLEY Andrew	13	394	21	14	-	968	1994/95 1
14	GIBBIE John	11	400	33	5	-	962	1994/95 5
15	HODGE Andrew	13	757	1	9	-	951	1996/97 6
16	BELL Geoff	13	503	24	5	-	939	1997/98 5
17	DEANE Andrew	11	161	47	5	-	919	1984/85 3;2
18	WILLIAMS John	11	381	27	8	-	919	1995/96 1
19	CRAIGIE Grant	12	355	27	9	-	913	1995/96 3
20	MANOS George	10	339	-	20	8	899	1981/82 6

MOST WICKETKEEPING DISMISSALS IN CAREER IN A GRADE

Rank	Player Name	Debut	Yrs	Gam	Games Kept	Dismissals Ct	St	Total	per Game	Innings 5w	4w	3w	20 in Season	Total Byes	Byes/ Game
1	FORSTER Tony	1984/85	14	149	147	209	99	308	2.10	6	15	33	10	333	2.27
2	SCHULTZ Kristian	1998/99	20	204	79	111	10	121	1.53	3	4	6	3	214	2.71
3	BARKER Terry	1979/80	5	47	47	65	17	82	1.74	-	3	5	2	155	3.30
4	HUXTABLE Andrew	2001/02	9	76	46	67	9	76	1.65	1	4	3	1	109	2.37
5	BALYM Anton	2014/15	4	53	50	40	36	76	1.52	-	2	7	2	148	2.96
6	LIPSETT Wes	2009/10	8	69	20	35	3	38	1.90	1	3	3	1	19	0.95
7	TEMBY Paul	2001/02	15	134	21	31	5	36	1.71	-	2	2	1	38	1.81
8	NOBLE Bob	1980/81	10	32	6	8	7	15	2.50	-	-	2	-	16	2.67

MOST CATCHES AS FIELDSMAN IN CAREER IN A GRADE

Rank	Player Name	Debut	Yrs	Gam	Field Catches	Catches per Game	Innings of 4c	3c	2c	Seasons of 10c
1	BURNETT Bill	1980/81	17	172	93	0.54	-	3	14	1
2	CONLEY Andrew	1988/89	22	168	83	0.49	-	1	14	1
3	WILLIAMS John	1984/85	15	147	64	0.44	-	1	8	-
4	PARHAM Trevor	1979/80	23	165	62	0.38	1	-	10	1
5	DAVIDSON Phil	1996/97	18	139	57	0.41	-	1	9	-
6	TEMBY Paul	2001/02	15	134	55	0.41	-	-	9	-

MOST FIELDING VOTES IN CAREER IN A GRADE

Rank	Player Name	Debut	Yrs	Gam	1st Votes	2nd Votes	3rd Votes	Total Votes 2-1-1 basis	% of games with f/vote
1	DAVIDSON Phil	1996/97	18	139	19	21	15	74	39.6
2	WILLIAMS John	1984/85	15	147	15	22	13	65	34.0
3	BROWNE Noel	1990/91	8	75	15	12	15	57	56.0
4	TEMBY Paul	2001/02	15	134	21	11	2	55	25.4
5	SCHULTZ Kristian	1998/99	20	204	10	16	10	46	17.6
6	WILLIAMS Rowan	2010/11	8	91	17	9	2	45	30.8
7	BURNETT Bill	1980/81	17	172	12	12	9	45	19.2

ALL TIME MOST RUNS IN A SEASON IN A GRADE

Rank	Player Name	Ga	Inn	NO	Runs	Ave	Innings Scores							%Tm	%Cr	Strokes			Year & Div
							Hi	100>	50>	30>	10>	0*	0			6s	4s	1s	
1	BALYM Anton	16	15	4	584	53.1	104*	1	3	4	4	3	-	19	41	-	74	156	2016/17 3
2	FORSTER Tony	12	14	-	522	37.3	114	2	2	1	4	4	1	20	50	14	53	129	1997/98 1
3	BURNETT Bill	13	12	1	519	47.2	80	-	5	2	4	1	-	19	47	2	47	149	1994/95 1
4	HODGE Andrew	12	12	2	512	51.2	104	1	5	1	3	1	1	24	57	15	61	95	1980/81 5
5	HEDGER John	12	12	2	512	51.2	107*	2	2	3	3	2	-	21	61	15	38	121	1991/92 1
6	CONLEY Andrew	11	12	-	475	39.6	161	1	1	3	5	2	-	20	46	3	60	111	1995/96 1
7	BURNETT Tom	11	13	4	474	52.7	74	-	1	9	2	1	-	23	40	1	46	212	1981/82 4
8	BURNETT Bill	11	12	3	438	48.7	111*	1	1	4	4	2	-	21	53	-	36	155	1983/84 2
9	BURNETT Bill	13	13	1	434	36.2	110*	2	-	3	4	3	1	17	55	5	34	135	1984/85 2
10	BURNETT Bill	11	11	5	432	72.0	133*	1	2	2	5	1	-	20	47	1	54	159	1982/83 3

ALL TIME MOST WICKETS IN A SEASON IN A GRADE

Rank	Player Name	Ga	In	Overs	Mdn	Runs	Wkts	Ave	Innings Best	Figures 6w	5w	4w	3w	Ba/Wkt	Run/Over	% 1m	Year & Div
1	SINCLAIR Bob	12	16	206.2	53	459	50	9.2	7/24	1	3	2	5	25	2.2	34	1980/81 5
2	DENIET Josh	16	15	170.5	67	310	48	6.5	7/26	1	2	4	2	21	1.8	32	2016/17 3
3	WILKIN Anthony	11	14	227.5	42	733	47	15.6	6/43	1	2	4	3	29	3.2	41	2000/01 1
4	BELL Geoff	11	15	172.2	48	411	44	9.3	7/40	2	1	3	2	24	2.4	33	1981/82 4
5	SINCLAIR Bob	12	19	207.4	77	380	43	8.8	5/14	-	2	2	3	29	1.8	26	1979/80 6
6	PAPAGALLO Frank	11	11	145.3	22	470	34	13.8	6/20	2	1	1	3	26	3.2	33	1984/85 2
7	BROWNE Noel	13	13	153.2	17	511	34	15.0	5/39	-	3	1	3	27	3.3	28	1991/92 1
8	KING Dave	8	14	161.1	72	285	33	8.6	6/29	1	1	2	3	29	1.8	29	1979/80 6
9	WILLIAMS John	12	14	178.3	38	454	33	13.8	6/36	1	1	2	1	32	2.5	27	1989/90 1
10	BURTENSHAW Dave	10	13	186.4	48	527	33	16.0	5/59	-	1	2	5	34	2.8	31	2000/01 1

ALL TIME BEST BATTING/BOWLING ALLROUNDER IN A SEASON IN A GRADE

Rank	Player Name	Ga	Inn	NO	Runs	Ave	Overs	Mdn	Runs	Wkts	Ave	COTY points	Year & Div
300 RUNS & 30 WICKETS													
1	HARPER Brent	13	12	-	362	30.2	104	17	315	31	10.2	796	2009/10 2
250 RUNS & 25 WICKETS													
2	CONLEY Andrew	11	12	-	475	39.6	126.4	18	468	25	18.7	825	1995/96 1
3	KING Russell	11	11	-	412	37.5	154.1	35	469	25	18.8	762	1999/00 1
4	WILLIAMS John	11	11	1	381	38.1	200.3	58	406	27	15.0	759	1995/96 1
5	WILLIAMS John	13	10	4	307	51.2	191.1	55	413	28	14.8	699	1990/91 1
6	WILLIAMS John	11	11	2	255	28.3	180.4	27	523	29	18.0	661	1988/89 1

ALL TIME MOST WICKET-KEEPING DISMISSALS IN A SEASON IN A GRADE

Rank	Player Name	Games	WK Games	WK Ct	St	Dismissals Total	per WK Match	Year & Div
1	FORSTER Tony	12	12	17	17	34	2.83	1991/92 1
2	FORSTER Tony	12	12	21	9	30	2.50	1997/98 1
3	FORSTER Tony	12	12	19	9	28	2.33	1995/96 1
4	FORSTER Tony	10	10	18	9	27	2.70	1996/97 1
5	FORSTER Tony	11	11	16	11	27	2.45	1990/91 1
6	TEMBY Paul	11	11	24	2	26	2.36	2004/05 1

RUNS FROM EACH BATTING POSITION IN CAREER IN A GRADE

Player Name	Gam	Opener	Runs & Average from each Batting Position								
			No.3	No.4	No.5	No.6	No.7	No.8	No.9	No.10	No.11
BURNETT Bill	172	697@ 30	893@ 37	1389@ 36	1454@ 38	380@ 38	82@ 27	36@ 36	14@ 14	-@ -	-@ -
CONLEY Andrew	168	1734@ 33	967@ 25	759@ 33	467@ 26	286@ 19	125@ 31	-@ -	16@ 8	11@ -	-@ -
SCHULTZ Kristian	204	2450@ 22	689@ 21	425@ 24	219@ 13	221@ 20	158@ 18	13@ 7	-@ -	-@ -	-@ -
PARHAM Trevor	165	1577@ 23	882@ 40	572@ 29	375@ 27	130@ 19	140@ 14	29@ 7	50@ 25	-@ -	-@ -
WILLIAMS John	147	404@ 20	1031@ 33	592@ 27	242@ 17	309@ 28	575@ 36	90@ 23	-@ -	-@ -	-@ -
FORSTER Tony	149	961@ 40	18@ 18	61@ 20	155@ 19	199@ 25	349@ 19	626@ 22	361@ 23	33@ 17	-@ -
WILLIAMS Mark	107	94@ 16	392@ 28	349@ 18	1310@ 27	234@ 39	44@ 22	22@ 7	58@ -	18@ 18	-@ -
TEMBY Paul	134	13@ 13	-@ -	411@ 23	677@ 26	820@ 18	384@ 19	130@ 16	19@ 10	-@ -	-@ -
DAVIDSON Phil	139	1289@ 20	362@ 20	174@ 12	132@ 15	304@ 14	64@ 16	72@ 12	34@ 34	-@ -	-@ -
BURNETT Tom	96	1674@ 26	597@ 60	-@ -	15@ 8	23@ 23	58@ 19	1@ -	2@ 2	-@ -	-@ -
LIPSETT Wes	69	1622@ 35	484@ 35	69@ 69	-@ -	-@ 0	-@ -	-@ -	-@ -	-@ -	-@ -
HODGE Andrew	82	132@ 19	75@ 25	702@ 25	649@ 41	71@ 14	225@ 32	62@ 62	34@ 34	15@ -	-@ -
GIBBIE Mick	74	1778@ 27	-@ 0	-@ -	-@ -	109@ 22	-@ -	-@ -	-@ -	-@ -	-@ -
HEDGER John	89	62@ 12	54@ 27	1153@ 26	220@ 22	201@ 17	181@ 20	-@ -	-@ -	-@ -	-@ -
O'CONNELL Lachlan	39	1411@ 38	131@ 44	104@ 52	-@ -	-@ -	-@ -	-@ -	-@ -	-@ -	-@ -

MOST TIMES TOP SCORE IN MATCH IN CAREER IN A GRADE

Rank	Player Name	Debut	Yrs	Gam	Times Top Score	% of Games	Seasons with		
							4ts+	3ts	2ts
1	BURNETT Bill	1980/81	17	172	34	19.8	2	6	3
2	CONLEY Andrew	1988/89	22	168	29	17.3	1	3	7
3	LIPSETT Wes	2009/10	8	69	25	36.2	4	2	-
4	PARHAM Trevor	1979/80	23	165	23	13.9	1	1	5
5	TEMBY Paul	2001/02	15	134	22	16.4	-	4	3
6	SCHULTZ Kristian	1998/99	20	204	22	10.8	1	-	6
7	WILLIAMS John	1984/85	15	147	20	13.6	-	4	2
8	BURNETT Tom	1979/80	10	96	18	18.8	1	3	1
9	FORSTER Tony	1984/85	14	149	18	12.1	2	-	2

MOST MINUTES PER INNINGS (MIN.600 RUNS) IN CAREER IN A GRADE

Rank	Player Name	Debut	Yrs	Gam	All Inn	Timed Inn	Total Minutes	Minutes per Inning	Runs per Minute
1	BURNETT Tom	1979/80	10	96	96	92	7089	77.05	0.328
2	LIPSETT Wes	2009/10	8	69	64	64	4767	74.48	0.456
3	GIBBIE Mick	1991/92	7	74	76	74	5484	74.11	0.341
4	BURNETT Bill	1980/81	17	172	165	154	11182	72.61	0.429
5	CONLEY Andrew	1988/89	22	168	179	175	12261	70.06	0.353
6	BALYM Anton	2014/15	4	53	47	47	2970	63.19	0.439
7	WILLIAMS John	1984/85	15	147	139	133	8171	61.44	0.393
8	EDWARDS Rob	1982/83	9	59	60	56	3163	56.48	0.383
9	O'CONNELL Lachlan	1999/00	7	39	43	43	2345	54.53	0.702
10	PARHAM Trevor	1979/80	23	165	163	154	8376	54.39	0.436
11	WILLIAMS Mark	1989/90	13	107	109	108	5698	52.76	0.440
12	FRANKCOM John	1988/89	4	41	42	38	1980	52.11	0.406
13	SCHULTZ Kristian	1998/99	20	204	215	215	11028	51.29	0.379
14	HARRISON Graham	1988/89	6	49	47	44	2238	50.86	0.478
15	HEDGER John	1989/90	11	89	87	81	4111	50.75	0.443

HIGHEST PERCENT OF TEAM RUNS SCORED (MIN.600 RUNS) IN CAREER IN A GRADE

Rank	Player Name	Debut	Yrs	Gam	Player Runs	Team Runs	% of Team Runs
1	O'CONNELL Lachlan	1999/00	7	39	1646	8073	20.39
2	LIPSETT Wes	2009/10	8	69	2175	11618	18.72
3	MITCHELL Rick	1990/91	4	31	974	6282	15.50
4	BURNETT Bill	1980/81	17	172	4945	32280	15.32
5	FERGUSON Haimish	2016/17	2	28	737	4824	15.28
6	McNAMARA Trinity	2001/02	4	25	747	4893	15.27
7	BALYM Anton	2014/15	4	53	1304	9108	14.32
8	CONLEY Andrew	1988/89	22	168	4365	31975	13.65

MOST TIMES BEST BOWLING FIGURES IN MATCH IN CAREER IN A GRADE

Rank	Player Name	Debut	Yrs	Gam	no.times Best Fig	% of Matches	Seasons with		
							4bf+	3bf	2bf
1	WILLIAMS John	1984/85	15	147	39	26.5	5	3	4
2	COOMBE Peter A	1982/83	11	90	32	35.6	3	5	2
3	WILKIN Anthony	1991/92	11	92	25	27.2	2	3	2
4	WILLIAMS Rowan	2010/11	8	91	21	23.1	3	2	1
5	BURTENSHAW Dave	1997/98	7	60	18	30.0	1	3	-
6	PAPAGALLO Frank	1980/81	7	50	17	34.0	3	-	1
7	CONLEY Andrew	1988/89	22	168	16	9.5	1	3	1
8	DENIET Scott	2001/02	7	60	15	25.0	2	1	1

HIGHEST PERCENT OF TEAM WICKETS TAKEN (MIN.200 OVERS) IN CAREER IN A GRADE

Rank	Player Name	Debut	Yrs	Gam	Player Wickets	Team Wickets	% of Team Wickets
1	ISLAM Robiul	2012/13	5	31	79	269	29.37
2	EDWARDS Shaun	2004/05	4	26	67	230	29.13
3	COOMBE Peter A	1982/83	11	90	231	876	26.37
4	LISTON Dave	1997/98	2	20	50	190	26.32
5	SMITH Dave	2003/04	3	17	39	150	26.00
6	PAPAGALLO Frank	1980/81	7	50	125	487	25.67
7	SINCLAIR Bob	1979/80	4	37	121	476	25.42
8	WILKIN Anthony	1991/92	11	92	212	858	24.71

MOST PARTNERSHIP RUNS IN CAREER IN A GRADE

Rank	Player Name	Debut	Yrs	Gam	Total Pship Runs	Pship Runs per Inn	Best PShip	Pships of 100	50	30	Player Runs	% of P'ship
1	BURNETT Bill	1980/81	17	172	10522	63.8	162	16	58	59	4945	47.0
2	SCHULTZ Kristian	1998/99	20	204	9812	45.6	211	7	44	61	4175	42.5
3	CONLEY Andrew	1988/89	22	168	9757	54.5	172	10	49	62	4365	44.7
4	PARHAM Trevor	1979/80	23	165	7853	48.2	190	10	37	51	3755	47.8
5	WILLIAMS John	1984/85	15	147	7175	51.6	165	7	41	40	3243	45.2
6	BURNETT Tom	1979/80	10	96	5910	61.6	160	8	33	30	2370	40.1
7	FORSTER Tony	1984/85	14	149	5236	38.8	130	5	24	35	2763	52.8
8	DAVIDSON Phil	1996/97	18	139	5140	34.5	151	3	26	25	2431	47.3
9	WILLIAMS Mark	1989/90	13	107	4953	45.4	153	4	25	31	2521	50.9
10	LIPSETT Wes	2009/10	8	69	4578	71.5	211	11	15	27	2175	47.5
11	GIBBIE Mick	1991/92	7	74	4198	55.2	140	6	24	23	1887	44.9
12	HODGE Andrew	1979/80	11	82	4131	49.8	165	7	16	32	1965	47.6
13	TEMBY Paul	2001/02	15	134	3954	30.0	129	3	14	28	2454	62.1
14	HEDGER John	1989/90	11	89	3642	41.9	130	1	22	25	1871	51.4
15	BALYM Anton	2014/15	4	53	3154	67.1	242	5	13	17	1304	41.3

MOST PARTNERSHIP RUNS TOGETHER IN CAREER IN A GRADE

Rank	Names of Partners	No. of Pships	Not Outs	Pship Runs	Ave. Pship	Best Pship	Pships of 100	50
1	PARHAM Trevor & BURNETT Tom	44	2	1710	40.7	140	3	11
2	BURNETT Tom & BURNETT Bill	38	2	1491	41.4	130	3	10
3	SCHULTZ Kristian & LIPSETT Wes	39	2	1422	38.4	211	4	4
4	SCHULTZ Kristian & DAVIDSON Phil	64	2	1338	21.6	99	-	7
5	CONLEY Andrew & BURNETT Bill	34	2	1072	33.5	140	1	7
6	BALYM Anton & FERGUSON Haimish	25	1	1059	44.1	242	3	4
7	HODGE Andrew & BURNETT Bill	20	1	947	49.8	148	3	3
8	FORSTER Tony & CONLEY Andrew	23	-	891	38.7	110	3	4
9	WILLIAMS John & BURNETT Bill	30	1	873	30.1	162	2	3
10	WILLIAMS John & CONLEY Andrew	29	4	829	33.2	112	2	4
11	PARHAM Trevor & BURNETT Bill	34	1	806	24.4	75	-	5
12	O'CONNELL Lachlan & SCHULTZ Kristian	24	1	743	32.3	79	-	5
13	WILLIAMS John & FORSTER Tony	28	2	726	27.9	94	-	4
14	SCHULTZ Kristian & CONLEY Andrew	29	2	717	26.6	131	1	4
15	MITCHELL Rick & GIBBIE Mick	27	-	700	25.9	109	1	5
16	ALSOP Greg & SCHULTZ Kristian	25	3	694	31.5	130	1	5
17	COOMBE Peter A & BURNETT Bill	14	3	675	61.4	115	1	5
18	WILLIAMS John & HEDGER John	19	2	673	39.6	97	-	6
19	WILLIAMS John & PARHAM Trevor	24	-	656	27.3	106	1	2
20	CONLEY Andrew & GIBBIE Mick	27	1	648	24.9	76	-	4

ALL TIME BEST PARTNERSHIPS FOR EACH WICKET IN A GRADE

Rank	Wkt	Runs	Player Names	GrDv	Opposition	Rnd	Year
1	1st	242*	BALYM Anton 104* & FERGUSON Haimish 140*	A 3	SHEIDOW PARK	3	2016/17
2	1st	211*	LIPSETT Wes 104* & SCHULTZ Kristian 100*	A 2	SHEIDOW PARK	4	2013/14
3	1st	178	FERGUSON Haimish 95 & BALYM Anton 76	A 2	MITCHELL PARK	7	2017/18
4	1st	151*	DEY Richard 52* & DAVIDSON Phil 81*	A 1	COROMANDEL RAM	7	2003/04
1	2nd	194	SCHMIAUKE Marc 88 & BELSAK Andrew 117	A 2	MORPHETTVILLE	3	2015/16
2	2nd	180	BALYM Anton 81 & SCHMIAUKE Marc 112	A 3	COROMANDEL RAM	4	2016/17
3	2nd	160	BURNETT Tom 81 & DEANE Andrew 106	A 1	SOUTH ROAD	5	1987/88
4	2nd	141	O'CONNELL Lachlan 146 & KING Russell 44	A 1	MORPHETTVILLE	4	1999/00
1	3rd	153	WILLIAMS Mark 64 & CONLEY Andrew 96	A 1	ICC SHARKS	8	2000/01
2	3rd	140	WILLIAMS Mark 79 & SCHULTZ Kristian 56	A 1	ICC SHARKS	3	2002/03
3	3rd	130	ALSOP Greg 64 & SCHULTZ Kristian 59	A 1	ICC SHARKS	10	2004/05
4	3rd	113	HODGE Andrew 61 & BURNETT Bill 42	A 5	SPORTSMANS	4	1980/81
1	4th	190*	EDWARDS Rob 106* & PARHAM Trevor 105*	A 1	STATE BANK	8	1987/88
2	4th	172	RILEY Ian 45 & CONLEY Andrew 161	A 1	SHEIDOW PARK	10	1995/96
3	4th	140*	JOYCE Steve 56* & PARHAM Trevor 101*	A 4	ANZ BANK	10	1981/82
4	4th	131	JOYCE Steve 66 & HODGE Andrew 72	A 4	SAVINGS BANK S	11	1981/82
1	5th	160	LIPSETT Wes 69 & HARPER Brent 96	A 2	KESWICK	GF	2009/10
2	5th	148	HODGE Andrew 104 & BURNETT Bill 46*	A 5	KESWICK	9	1980/81
3	5th	130	WILLIAMS Mark 58 & TUMES John 67	A 1	PLYMPTON FOOTB	8	2001/02
4	5th	129	HODGE David 51 & BURNETT Tom 100*	A 6	KENILWORTH	11	1979/80
1	6th	165	HODGE Andrew 71 & WILLIAMS John 108*	A 1	COROMANDEL RAM	1	1988/89
2	6th	162	BURNETT Bill 108 & WILLIAMS John 106*	A 1	ANZ BANK	10	1990/91
3	6th	140	WEEKS Steve 45 & BURNETT Bill 153	A 1	MITCHELL PARK	2	1995/96
4	6th	130	FORSTER Tony 60 & HEDGER John 70	A 1	PLYMPTON FOOTB	4	1994/95
1	7th	98	COOMBE Peter A 33 & WILLIAMS John 63	A 2	SEAVIEW DOWNS	11	1984/85
2	7th	96	BURNETT Bill 50 & COOMBE Peter A 80	A 1	MITCHELL PARK	4	1987/88
3	7th	84	TEMBY Paul 105 & CONROY Jason 29	A 2	WESTERN YOUTH	5	2010/11
4	7th	82	BURNETT Bill 56 & WILLIAMS John 42	A 1	HECTORVILLE	11	1989/90
1	8th	98*	COOMBE Peter A 35* & FORSTER Tony 61*	A 1	HECTORVILLE	5	1986/87
2	8th	85	MARSHALL Ashley 28 & DENIET Josh 67*	A 2	GLENELG ANA	8	2014/15
3	8th	82*	BURTENSHAW Dave 19* & BURNETT Bill 106*	A 1	GLENELG ANA	10	1997/98
4	8th	78	DEY Richard 25 & HUGHES Peter 64	A 1	SOUTH ROAD	10	1999/00
1	9th	119	MARSHALL Ashley 39 & TONKIN Andrew 61*	A 2	KESWICK	4	2008/09
2	9th	66	PAPAGALLO Frank 33 & FORSTER Tony 27*	A 2	SEAVIEW DOWNS	11	1984/85
3	9th	58	WILKIN Anthony 22 & BURTENSHAW Dave 30*	A 1	PANORAMA	3	2000/01
4	9th	58	MARSHALL Ashley 27 & SIDON Brendon 39*	A 2	KENILWORTH	2	2008/09
1	10th	81	RUSSELL Nic 68 & DENIET Josh 21*	A 2	WESTERN YOUTH	6	2011/12
2	10th	79	WILLIAMS Scott 19 & BARKER Terry 59*	A 2	KESWICK	2	1983/84
3	10th	48	FROST Justin 24 & TONKIN Andrew 32*	A 2	PLYMPTON FOOTB	3	2008/09
4	10th	48	HUXTABLE Andrew 31 & MARSHALL Ashley 8*	A 2	BELAIR	1	2010/11

MOST RUNS MADE IN CAREER IN B GRADE

Rank	Player Name	Debut	Yrs	Gam	Inn	NO	Runs	Ave	Innings	Scores	100	SeasonAgg	Pshps	%	%						
									Hi	100	50	30	0	MIn	Hi	300	200	100	50	Tm	%
1	HUGHES Peter	1985/86	31	247	250	19	4975	21.5	123*	3	20	44	24	28	372	2	8	10	49	12	49
2	EDWARDS Rob	1982/83	21	133	138	10	3193	24.9	135*	4	14	27	8	26	416	6	1	7	37	13	47
3	CRAIGIE Grant	1985/86	25	157	151	18	2747	20.7	78	-	12	22	14	3	355	1	4	1	30	10	51
4	CONROY Brian	1981/82	8	75	85	3	2644	32.2	156*	4	15	16	8	2	628	6	1	7	20	16	67
5	PALMER Dave	1997/98	18	140	140	12	2636	20.6	140	2	13	14	22	22	339	2	5	3	31	11	43
6	SMITH John	1980/81	26	136	137	33	2189	21.0	83*	-	11	16	15	26	406	2	3	3	35	9	39
7	NOBLE Bob	1980/81	11	85	90	13	2067	26.8	92	-	12	14	4	7	325	2	3	7	20	12	47
8	GIBBIE Mick	1996/97	6	59	61	4	1982	34.8	119	2	9	16	4	23	576	4	1	5	19	18	53
9	PARHAM Trevor	1984/85	18	96	98	7	1977	21.7	103	1	8	13	12	16	294	-	3	2	19	12	48
10	FULLER Paul	1991/92	16	114	116	8	1804	16.7	72	-	6	13	9	19	286	-	3	2	20	9	40
11	DEY Richard	1994/95	18	113	104	19	1643	19.3	81	-	7	10	16	9	217	-	3	2	17	8	42
12	MONAHAN Phil	2005/06	11	81	86	5	1472	18.2	76	-	7	10	10	7	400	1	2	1	10	12	55
13	GIBBIE Dom	1992/93	17	108	109	16	1463	15.7	66	-	2	12	8	13	196	-	-	-	10	8	39
14	ALSOP Greg	1997/98	4	41	41	5	1443	40.1	118	4	7	7	-	7	667	2	1	6	12	19	56
15	DALY Mick	1980/81	9	62	69	3	1427	21.6	133*	2	7	9	8	5	467	2	-	1	17	11	54
16	WILLIAMS Mark	1988/89	10	54	55	4	1360	26.7	90	-	10	6	6	10	359	1	3	2	11	14	49
17	MARSHALL Ashley	1999/00	13	107	97	13	1300	15.5	76	-	3	9	14	4	260	-	2	4	9	7	42
18	DAVIDSON Phil	1993/94	11	50	49	4	1133	25.2	86	-	8	7	5	5	309	1	1	3	10	13	50
19	MANOS George	1980/81	6	51	59	11	1109	23.1	61*	-	5	12	9	3	339	1	1	2	12	10	49
20	ROWE Brenton	1996/97	15	93	98	10	1076	12.2	60	-	3	4	7	7	154	-	-	1	7	7	39
21	TEMBY Paul	2001/02	8	50	44	3	1069	26.1	138	2	4	5	3	3	428	1	1	1	13	11	61
22	HODGE Andrew	1981/82	11	50	52	6	1012	22.0	66	-	2	9	7	6	263	-	3	-	15	11	45
23	WILKIN Anthony	1991/92	15	117	92	15	966	12.5	46	-	-	5	8	2	144	-	-	-	3	5	46
24	CRAM Don	1983/84	7	54	60	10	965	19.3	71	-	2	7	4	-	245	-	2	-	9	9	55
25	CONLEY Andrew	1991/92	7	27	27	4	924	40.2	129*	1	8	1	3	8	413	1	1	4	5	19	48
26	BELL Geoff	1980/81	15	97	91	33	849	14.6	64	-	2	3	12	1	249	-	1	-	5	5	45
27	HALL Michael	1987/88	6	36	41	4	838	22.6	140	1	2	6	3	7	292	-	2	1	6	13	44
28	TONKIN Andrew	2002/03	11	64	66	4	808	13.0	105	1	1	4	8	1	207	-	1	1	4	8	53
29	HOLST Bill	1982/83	9	44	42	1	725	17.7	66	-	4	5	6	-	207	-	1	-	6	9	52
30	FERGUSON Haimish	2014/15	3	26	26	3	693	30.1	83	-	5	4	2	3	338	2	-	2	7	14	53
31	MONAGHAN Scott	2013/14	4	26	23	3	638	31.9	114	1	3	5	1	2	240	-	1	3	7	12	46
32	BUSNAHAN Dale	2014/15	4	46	38	14	565	23.5	101*	1	-	4	3	1	288	-	1	1	-	7	53
33	PERRYMAN Gavin	1992/93	4	24	23	1	522	23.7	100	1	1	4	2	6	249	-	2	-	5	13	47
34	DEANE Andrew	1983/84	3	21	22	3	512	26.9	75	-	4	2	1	4	243	-	1	1	8	12	45
35	BURNETT Tom	1980/81	8	30	30	2	491	17.5	74	-	2	1	-	5	118	-	-	-	3	9	37

	Rank	Player Name	Debut	Yrs	Gam	Overs	Mdn	Runs	Wkts	Ave	Innings Best	Fig 5w 3w	Season Agg Hi 25 15	Ba/ Wkt	% Tm
1	2	WILKIN Anthony	1991/92	15	117	1526.2	426	3861	242	16.0	7/56	9 39	38 4 4	38	25
2	1	CRAIGIE Grant	1985/86	25	157	1365.3	204	4551	212	21.5	7/34	8 22	27 7 39	16	16
3	3	MARSHALL Ashley	1999/00	13	107	918.2	189	3227	197	16.4	7/13	5 27	33 3 3	28	24
4	5	BELL Geoff	1980/81	15	97	1238.4	260	3537	192	18.4	6/33	8 26	38 3 3	39	21
5	4	GBBBE Mick	1996/97	6	59	637.1	82	2357	130	18.1	6/60	3 20	27 2 3	29	23
6	6	WILLIAMS Scott	1989/90	9	56	644.5	155	1714	115	14.9	6/15	5 13	24 - 3	34	24
7	7	PATMORE Dave	1980/81	4	33	409.3	90	1224	108	11.3	6/28	6 12	41 3 -	23	24
8	8	SMITH John	1980/81	26	136	633.1	101	2251	93	24.2	4/35	- 14	17 - 1	41	7
9	9	HUCKSTEPP Craig	1994/95	13	63	591.4	114	1679	86	19.5	6/13	2 9	17 - 2	41	16
10	10	DEANE Andrew	1983/84	3	21	378	86	984	83	11.9	6/21	6 12	45 1 2	27	32
11	11	MAZURKE Danny	1980/81	8	36	525	110	1505	80	18.8	6/36	4 6	19 - 3	39	21
12	12	BRUSNAHAN Dale	2014/15	4	46	460.3	89	1421	78	18.2	6/29	1 8	29 1 2	35	20
13	13	TONKIN Andrew	2002/03	11	64	446.5	73	1636	72	22.7	5/40	1 8	17 - 1	37	16
14	14	PATMORE Tim	1980/81	5	28	194	50	539	61	8.8	6/82	1 8	26 1 1	19	15
15	15	STEER Peter	1982/83	6	27	342.4	52	1134	61	18.6	7/14	3 6	39 1 -	34	22
16	16	JENNINGS Tony	1980/81	3	23	301.3	61	926	59	15.7	5/60	1 9	31 1 1	31	20
17	17	HODGE David	1981/82	9	44	364.1	78	1105	55	20.1	4/31	- 8	20 - 1	40	11
18	18	BARNETT Mick	1991/92	3	20	276.1	70	620	52	11.9	7/28	2 9	27 1 1	32	28
19	19	BRAMMY Simon	1994/95	9	32	325.4	64	1060	50	21.2	5/40	1 5	18 - 1	39	18
20	20	MATTHEWS Jacob	2010/11	6	26	254	56	776	49	15.8	5/43	1 7	20 - 1	31	25
21	21	TONTKIN Braedon	2009/10	8	44	307.4	44	1127	48	23.5	4/28	- 8	20 - 1	38	14
22	22	LYNE Mick	2000/01	5	27	288.5	54	1043	45	23.2	5/40	1 5	23 - 1	39	18
23	23	BROWNE Noel	1992/93	6	21	242.5	30	875	44	19.9	7/89	2 7	22 - 1	33	23
24	24	BEATTIE John	2000/01	3	17	161.2	45	434	42	10.3	6/42	1 7	31 1 -	23	26
25	25	DEY Richard	1994/95	18	113	248.1	45	818	42	19.5	4/22	- 4	12 -	35	4
26	26	SCOTT Ron	1994/95	8	27	280.3	49	926	42	22.0	7/51	1 4	24 - 1	40	19

Rank	Player Name	Debut	Yrs	Gam	Batting Runs Ave	Bowling Wkts Ave	CTY Points	ALLrnd Matches 50&5 40&4 30&3	Season 200&20				
2000 RUNS & 200 WICKETS													
1	CRAIGIE Grant	1985/86	25	157	2747	20.7	212	21.5	5715	-	4	3	2
1000 RUNS & 100 WICKETS													
2	MARSHALL Ashley	1999/00	13	107	1300	15.5	197	16.4	4058	-	-	3	2
3	GIBBIE Mick	1996/97	6	59	1982	34.8	130	18.1	3802	-	2	9	5
500 RUNS & 50 WICKETS													
4	WILKIN Anthony	1991/92	15	117	966	12.5	242	16.0	4354	-	1	1	-
5	BELL Geoff	1980/81	15	97	849	14.6	192	18.4	3537	1	-	1	1
6	SMITH John	1980/81	26	136	2189	21.0	93	24.2	3491	-	1	2	-
7	TONKIN Andrew	2002/03	11	64	808	13.0	72	22.7	1816	-	1	-	-
8	DEANE Andrew	1983/84	3	21	512	26.9	83	11.9	1674	2	2	2	1
9	BRUSNAHAN Dale	2014/15	4	46	565	23.5	78	18.2	1657	-	1	1	1

MOST WICKETKEEPING DISMISSALS IN CAREER IN B GRADE

Rank	Player Name	Debut	Yrs	Gam	Games Kept	Dismissals Ct St	Total	per Game	Innings 5w 4w 3w	20 in Season	Total Byes	Byes/ Game
1	FULLER Paul	1991/92	16	114	66	86 11	97	1.47	- 4 8	1	120	1.82
2	MANOS George	1980/81	6	51	44	72 20	92	2.09	1 3 4	2	333	7.57
3	PEARCE Darren	1989/90	5	41	41	52 9	61	1.49	- 1 7	-	72	1.76
4	NOBLE Bob	1980/81	11	85	39	45 8	53	1.36	- 2 4	-	96	2.46
5	CRAM Don	1983/84	7	54	31	50 1	51	1.65	- 3 5	-	96	3.10
6	ROWE Brenton	1996/97	15	93	48	39 1	40	0.83	- - 2	-	76	1.58
7	MARKS Greg	2009/10	7	49	28	29 5	34	1.21	- - 3	-	55	1.96
8	HUXTABLE Andrew	1991/92	7	34	16	18 13	31	1.94	1 1 2	1	67	4.19

MOST CATCHES AS FIELDSMAN IN CAREER IN B GRADE

Rank	Player Name	Debut	Yrs	Gam	Field Catches	Catches per Game	Innings of 4c 3c 2c	Seasons of 10c
1	HUGHES Peter	1985/86	31	247	121	0.49	1 3 20	1
2	EDWARDS Rob	1982/83	21	133	62	0.47	- 2 6	-
3	PALMER Dave	1997/98	18	140	60	0.43	- 3 8	-
4	CONROY Brian	1981/82	8	75	59	0.79	1 3 10	2
5	CRAIGIE Grant	1985/86	25	157	59	0.38	- 2 8	-
6	DEY Richard	1994/95	18	113	40	0.35	- 1 8	-

MOST FIELDING VOTES IN CAREER IN B GRADE

Rank	Player Name	Debut	Yrs	Gam	1st Votes	2nd Votes	3rd Votes	Total Votes 2-1-1 basis	% of games with f/vote
1	PALMER Dave	1997/98	18	140	43	18	6	110	47.9
2	FULLER Paul	1991/92	16	114	3	9	30	45	36.8
3	DEY Richard	1994/95	18	113	8	16	8	40	28.3
4	SMITH John	1980/81	26	136	9	13	4	35	19.1
5	EDWARDS Rob	1982/83	21	133	6	16	5	33	20.3
6	HUGHES Peter	1985/86	31	247	9	6	9	33	9.7

ALL TIME MOST RUNS IN A SEASON IN B GRADE

Rank	Player Name	Ga	Inn	NO	Runs	Ave	Innings Scores Hi 100>50>30>10 >0* 0	% Tm	% Cr	Strokes 6s 4s 1s	Year & Div
1	ALSOP Greg	13	12	1	667	60.6	118 3 2 4 1 2 -	27	58	24 65 119	2001/02 3
2	CONROY Brian	11	13	2	628	57.1	156* 2 3 1 2 3 2	25	68	45 55 92	1982/83 5
3	GIBBIE Mick	12	12	1	576	52.4	98 - 5 4 2 - 1	23	54	11 67 150	2002/03 2
4	DALY Mick	9	13	1	467	38.9	133* 2 2 - 4 5 -	22	56	8 68 93	1981/82 6
5	CONROY Brian	9	13	-	442	34.0	111 1 2 2 4 3 1	21	68	21 57 50	1981/82 6
6	ALSOP Greg	11	12	2	440	44.0	106 1 3 - 6 2 -	21	55	7 49 98	2000/01 2
7	CONROY Brian	13	13	-	438	33.7	103 1 4 1 2 4 1	15	63	24 39 78	1985/86 3
8	TEMBY Paul	7	6	-	428	71.3	138 2 1 1 1 1 -	33	66	26 47 62	2016/17 5
9	EDWARDS Rob	11	11	2	416	46.2	107* 2 2 1 3 3 -	22	47	5 39 127	1990/91 3
10	CONLEY Andrew	8	8	2	413	68.8	129* 1 3 1 2 1 -	26	52	5 63 93	2013/14 4

ALL TIME MOST WICKETS IN A SEASON IN B GRADE

Rank	Player Name	Ga	In	Overs	Mdn	Runs	Wkts	Ave	Innings Figures Best 6w 5w 4w 3w	Ba/ Wkt	Run/ Over	% Tm	Year & Div
1	DEANE Andrew	9	16	197	45	543	45	12.1	5/26 - 3 3 4	26	2.8	34	1984/85 3
2	PATMORE Dave	11	18	169.5	46	458	41	11.2	6/28 1 3 - 1	25	2.7	26	1981/82 6
3	STEER Peter	9	13	200.4	37	537	39	13.8	7/14 2 1 - 3	31	2.7	32	1983/84 4
4	BELL Geoff	10	14	161.1	34	433	38	11.4	6/33 1 1 4 2	25	2.7	30	1980/81 7
5	WILKIN Anthony	13	14	207.3	57	514	38	13.5	6/10 2 - 1 4	33	2.5	28	2002/03 2
6	PATMORE Dave	6	10	94.5	19	313	33	9.5	5/31 - 2 2 4	17	3.3	37	1982/83 5
7	MARSHALL Ashley	13	14	139.4	35	460	33	13.9	7/13 1 1 1 3	25	3.3	29	2016/17 5
8	BEATTIE John	12	13	117.2	32	322	31	10.4	4/14 - - 2 4	23	2.7	25	2001/02 3
9	BELL Geoff	8	15	174.3	41	390	31	12.6	5/44 - 1 2 3	34	2.2	27	1984/85 3
10	WILKIN Anthony	12	14	174.1	49	425	31	13.7	6/80 1 - 1 5	34	2.4	29	1998/99 2

ALL TIME BEST BATTING/BOWLING ALLROUNDER IN A SEASON IN B GRADE

Rank	Player Name	Ga	Inn	NO	Runs	Ave	Overs	Mdn	Runs	Wkts	Ave	COTY points	Year & Div
250 RUNS & 25 WICKETS													
1	GIBBIE Mick	12	12	1	576	52.4	148.4	14	584	27	21.6	954	2002/03 2
2	CRAIGIE Grant	12	13	2	355	32.3	131.5	25	370	27	13.7	733	1995/96 3
3	GIBBIE Mick	13	13	-	367	28.2	133.4	17	468	26	18.0	731	1999/00 2
4	MARSHALL Ashley	13	11	3	260	32.5	139.4	35	460	33	13.9	722	2016/17 5
200 RUNS & 20 WICKETS													
5	PATMORE Dave	11	14	2	244	20.3	169.5	46	458	41	11.2	818	1981/82 6
6	BELL Geoff	10	12	-	249	20.8	161.1	34	433	38	11.4	781	1980/81 7

ALL TIME MOST WICKET-KEEPING DISMISSALS IN A SEASON IN B GRADE

Rank	Player Name	Games	WK Games	WK Ct	St	Dismissals Total	per WK Match	Year & Div
1	MANOS George	10	10	20	8	28	2.80	1981/82 6
2	HUXTABLE Andrew	13	13	13	13	26	2.00	1999/00 2
3	FULLER Paul	13	12	22	2	24	2.00	2001/02 3
4	MANOS George	10	10	14	6	20	2.00	1982/83 5
5	TEMBY Paul	11	11	13	7	20	1.82	2002/03 2
6	PEARCE Darren	8	8	17	2	19	2.38	1990/91 3

RUNS FROM EACH BATTING POSITION IN CAREER IN B GRADE

Player Name	Gam	Opener	Runs & Average from each Batting Position									
			No.3	No.4	No.5	No.6	No.7	No.8	No.9	No.10	No.11	
HUGHES Peter	247	309@ 15	1054@ 19	1591@ 23	1302@ 25	435@ 20	153@ 26	102@ 20	28@ 14	1@ -	-@ -	
EDWARDS Rob	133	1008@ 31	1370@ 29	501@ 22	118@ 11	104@ 21	72@ 12	16@ 16	4@ 4	-@ -	-@ -	
CRAIGIE Grant	157	120@ 24	58@ 10	580@ 17	466@ 23	697@ 22	622@ 22	200@ 40	4@ 1	-@ -	-@ -	
CONROY Brian	75	21@ 4	103@ 34	829@ 32	936@ 52	381@ 29	209@ 19	165@ 28	-@ -	-@ -	-@ -	
PALMER Dave	140	1425@ 22	228@ 29	106@ 12	558@ 21	63@ 21	155@ 22	98@ 12	-@ -	3@ 3	-@ -	
SMITH John	136	1651@ 25	99@ 17	-@ -	46@ 12	15@ 5	65@ 13	75@ 9	109@ 16	126@ 25	3@ 3	
NOBLE Bob	85	99@ 17	971@ 31	445@ 32	211@ 30	144@ 18	70@ 18	80@ 16	14@ 14	24@ -	9@ 9	
GIBBIE Mick	59	1982@ 35	-@ -	-@ -	-@ -	-@ -	-@ -	-@ -	-@ -	-@ -	-@ -	
PARHAM Trevor	96	709@ 20	582@ 28	288@ 17	292@ 22	69@ 35	15@ -	22@ 22	-@ -	-@ -	-@ 0	
FULLER Paul	114	1441@ 18	55@ 9	26@ 7	114@ 23	83@ 21	53@ 13	7@ 4	10@ 10	15@ -	-@ -	
DEY Richard	113	357@ 17	88@ 15	157@ 20	250@ 17	207@ 26	255@ 23	222@ 22	100@ 20	7@ 7	-@ -	
MONAHAN Phil	81	899@ 17	93@ 19	116@ 13	124@ 21	210@ 30	24@ 24	-@ -	-@ -	6@ -	-@ -	
GIBBIE Dom	108	293@ 12	323@ 15	85@ 14	329@ 18	155@ 17	92@ 18	69@ 35	105@ 53	12@ 4	-@ 0	
ALSOP Greg	41	1027@ 51	8@ 8	55@ 14	147@ 49	122@ 20	84@ 42	-@ -	-@ -	-@ -	-@ -	
DALY Mick	62	1305@ 26	53@ 11	42@ 14	6@ 2	4@ 4	5@ 5	2@ 2	-@ -	10@ 10	-@ -	

MOST TIMES TOP SCORE IN MATCH IN CAREER IN B GRADE

Rank	Player Name	Debut	Yrs	Gam	Times Top Score	% of Games	Seasons with		
							4ts+	3ts	2ts
1	HUGHES Peter	1985/86	31	247	40	16.2	1	3	6
2	EDWARDS Rob	1982/83	21	133	21	15.8	2	1	3
3	CRAIGIE Grant	1985/86	25	157	19	12.1	1	1	3
4	GIBBIE Mick	1996/97	6	59	18	30.5	1	3	1
5	PALMER Dave	1997/98	18	140	16	11.4	1	1	1
6	CONROY Brian	1981/82	8	75	15	20.0	1	2	1
7	SMITH John	1980/81	26	136	14	10.3	1	1	2
8	ALSOP Greg	1997/98	4	41	13	31.7	1	2	-
9	FULLER Paul	1991/92	16	114	13	11.4	1	2	-

MOST MINUTES PER INNINGS (MIN.600 RUNS) IN CAREER IN B GRADE

Rank	Player Name	Debut	Yrs	Gam	ALL Inn	Timed Inn	Total Minutes	Minutes per Inning	Runs per Minute
1	GIBBIE Mick	1996/97	6	59	61	61	4793	78.57	0.414
2	CONLEY Andrew	1991/92	7	27	27	27	2086	77.26	0.443
3	HALL Michael	1987/88	6	36	41	40	2649	66.23	0.312
4	ALSOP Greg	1997/98	4	41	41	41	2619	63.88	0.551
5	EDWARDS Rob	1982/83	21	133	138	137	8378	61.15	0.381
6	FULLER Paul	1991/92	16	114	116	116	6741	58.11	0.268
7	WILLIAMS Mark	1988/89	10	54	55	54	3117	57.72	0.436
8	SMITH John	1980/81	26	136	137	129	7359	57.05	0.293
9	PARHAM Trevor	1984/85	18	96	98	98	5477	55.89	0.361
10	MONAGHAN Scott	2013/14	4	26	23	23	1180	51.30	0.541
11	HODGE Andrew	1981/82	11	50	52	51	2601	51.00	0.386
12	DAVIDSON Phil	1993/94	11	50	49	49	2442	49.84	0.464
13	FERGUSON Haimish	2014/15	3	26	26	26	1256	48.31	0.552
14	PALMER Dave	1997/98	18	140	140	140	6673	47.66	0.395
15	GIBBIE Dom	1992/93	17	108	109	108	5086	47.09	0.286

HIGHEST PERCENT OF TEAM RUNS SCORED (MIN.600 RUNS) IN CAREER IN B GRADE

Rank	Player Name	Debut	Yrs	Gam	Player Runs	Team Runs	% of Team Runs
1	CONLEY Andrew	1991/92	7	27	924	4804	19.23
2	ALSOP Greg	1997/98	4	41	1443	7512	19.21
3	GIBBIE Mick	1996/97	6	59	1982	10910	18.17
4	CONROY Brian	1981/82	8	75	2644	16093	16.43
5	WILLIAMS Mark	1988/89	10	54	1360	9451	14.39
6	FERGUSON Haimish	2014/15	3	26	693	5105	13.57
7	EDWARDS Rob	1982/83	21	133	3193	23916	13.35
8	HALL Michael	1987/88	6	36	838	6365	13.17

MOST TIMES BEST BOWLING FIGURES IN MATCH IN CAREER IN B GRADE

Rank	Player Name	Debut	Yrs	Gam	no. times Best Fig	% of Matches	Seasons with		
							4bf+	3bf	2bf
1	WILKIN Anthony	1991/92	15	117	33	28.2	3	4	3
2	MARSHALL Ashley	1999/00	13	107	28	26.2	3	3	2
3	CRAIGIE Grant	1985/86	25	157	22	14.0	-	3	4
4	BELL Geoff	1980/81	15	97	21	21.6	1	3	2
5	WILLIAMS Scott	1989/90	9	56	14	25.0	-	3	2
6	GIBBIE Mick	1996/97	6	59	13	22.0	1	-	4
7	DEANE Andrew	1983/84	3	21	11	52.4	2	-	1
8	SMITH John	1980/81	26	136	10	7.4	-	-	3

HIGHEST PERCENT OF TEAM WICKETS TAKEN (MIN.200 OVERS) IN CAREER IN B GRADE

Rank	Player Name	Debut	Yrs	Gam	Player Wickets	Team Wickets	% of Team Wickets
1	DEANE Andrew	1983/84	3	21	83	261	31.80
2	BARNETT Mick	1991/92	3	20	52	188	27.66
3	PEARCE Mike	1988/89	3	12	28	104	26.92
4	WILKIN Anthony	1991/92	15	117	242	959	25.23
5	MATTHEWS Jacob	2010/11	6	26	49	197	24.87
6	WILLIAMS Scott	1989/90	9	56	115	470	24.47
7	RUSBY Shane	1990/91	4	14	32	131	24.43
8	PATMORE Dave	1980/81	4	33	108	453	23.84

MOST PARTNERSHIP RUNS IN CAREER IN B GRADE

Rank	Player Name	Debut	Yrs	Gam	Total Pship Runs	Pship Runs per Inn	Best PShip	Pships of 100 50 30	Player Runs	% of P'ship
1	HUGHES Peter	1985/86	31	247	10176	40.7	151	10 49 79	4975	48.9
2	EDWARDS Rob	1982/83	21	133	6811	49.4	146	7 37 37	3193	46.9
3	SMITH John	1980/81	26	136	6257	45.7	143	3 35 35	2189	35.0
4	PALMER Dave	1997/98	18	140	6087	43.5	158	3 31 38	2636	43.3
5	CRAIGIE Grant	1985/86	25	157	5432	36.0	100	1 30 42	2747	50.6
6	FULLER Paul	1991/92	16	114	4546	39.2	130	2 20 29	1804	39.7
7	NOBLE Bob	1980/81	11	85	4376	48.6	228	7 20 23	2067	47.2
8	PARHAM Trevor	1984/85	18	96	4124	42.1	111	2 19 31	1977	47.9
9	CONROY Brian	1981/82	8	75	3939	46.3	228	7 20 18	2644	67.1
10	DEY Richard	1994/95	18	113	3887	37.4	133	2 17 24	1643	42.3
11	GIBBIE Mick	1996/97	6	59	3740	61.3	139	5 19 24	1982	53.0
12	GIBBIE Dom	1992/93	17	108	3704	34.0	99	- 10 33	1463	39.5
13	MARSHALL Ashley	1999/00	13	107	3084	31.8	134	4 9 16	1300	42.2
14	ROWE Brenton	1996/97	15	93	2784	28.4	136	1 7 19	1076	38.6
15	WILLIAMS Mark	1988/89	10	54	2768	50.3	110	2 11 25	1360	49.1

MOST PARTNERSHIP RUNS TOGETHER IN CAREER IN B GRADE

Rank	Names of Partners	No. of Pships	Not Outs	Pship Runs	Ave. Pship	Best Pship	Pships of 100 50
1	SMITH John & NOBLE Bob	29	2	1011	37.4	101	1 10
2	SMITH John & DALY Mick	40	1	997	25.6	115	1 5
3	HUGHES Peter & PALMER Dave	34	1	979	29.7	91	- 8
4	EDWARDS Rob & FULLER Paul	33	-	872	26.4	97	- 7
5	CONROY Brian & NOBLE Bob	16	1	795	53.0	228	4 2
6	HUGHES Peter & MARSHALL Ashley	21	1	677	33.9	105	1 4
7	WILLIAMS Mark & EDWARDS Rob	18	-	593	32.9	90	- 3
8	PARHAM Trevor & FULLER Paul	29	-	584	20.1	87	- 1
9	GIBBIE Mick & FULLER Paul	22	-	545	24.8	112	1 2
10	HUGHES Peter & EDWARDS Rob	22	-	510	23.2	114	2 1
11	MANOS George & CONROY Brian	14	-	490	35.0	85	- 3
12	HUGHES Peter & FULLER Paul	16	-	476	29.8	130	1 3
13	EDWARDS Rob & PARHAM Trevor	19	-	475	25.0	96	- 2
14	GIBBIE Mick & PARHAM Trevor	16	-	467	29.2	81	- 4
15	GIBBIE Mick & HUGHES Peter	13	-	459	35.3	108	1 1
16	EDWARDS Rob & GIBBIE Mick	14	-	445	31.8	132	1 3
17	MARSHALL Ashley & DEY Richard	12	2	427	42.7	133	2 -
18	MONAHAN Justin & MONAHAN Phil	14	-	417	29.8	100	1 2
19	MONAHAN Phil & PALMER Dave	25	-	413	16.5	71	- 3
20	GIBBIE Dom & GIBBIE Mick	11	-	397	36.1	75	- 3
21	HUGHES Peter & CONLEY Andrew	16	1	397	26.5	102	1 1

ALL TIME BEST PARTNERSHIPS FOR EACH WICKET IN B GRADE

Rank	Wkt	Runs	Player Names	GrDv	Opposition	Rnd	Year
1	1st	158	PALMER Dave 59 & TONKIN Andrew 105	B 4	ICC SHARKS	2	2012/13
2	1st	136	ROWE Brenton 46 & ALSOP Greg 88	B 2	SOUTH PARK	5	2000/01
3	1st	122	FERGUSON Haimish 67 & BARLEY James 82	B 4	WESTERN YOUTH	11	2014/15
4	1st	115	SMITH John 27 & DALY Mick 84	B 3	KESWICK	9	1984/85
1	2nd	184	CONLEY Andrew 85 & MONAGHAN Scott 114	B 4	SOUTH PARK	11	2013/14
2	2nd	143	AITKEN Geoff 85 & SMITH John 53*	B 4	M.P.S.M.	5	1983/84
3	2nd	139	GIBBIE Mick 87 & DAVIDSON Phil 86	B 3	SOUTH ROAD	11	2001/02
4	2nd	131	EDWARDS Rob 34 & ALSOP Greg 106	B 2	KESWICK	6	2000/01
1	3rd	134	GIBBIE Mick 98 & TEMBY Paul 78*	B 2	KENILWORTH	4	2002/03
2	3rd	133	CONROY Brian 90 & NOBLE Bob 81	B 5	COROMANDEL	4	1982/83
3	3rd	132	EDWARDS Rob 51 & GIBBIE Mick 113*	B 2	SEACOMBE SALV'	5	1998/99
4	3rd	132	MONAGHAN Scott 52 & BROOKER Christian 113	B 4	SOUTH PARK	10	2014/15
1	4th	228*	CONROY Brian 153* & NOBLE Bob 65*	B 5	KENILWORTH	7	1982/83
2	4th	151	NOBLE Bob 92 & HUGHES Peter 81	B 3	ROSEWATER	9	1985/86
3	4th	146	RICHARDSON Dan 74 & EDWARDS Rob 135*	B 2	SHEIDOW PARK	2	1998/99
4	4th	137	CONROY Brian 65 & SHIPP Andrew 115*	B 3	SOUTH ROAD	5	1985/86
1	5th	134	BELSAK Andrew 134 & MARSHALL Ashley 58	B 5	NORTH HAVEN	5	2016/17
2	5th	109*	BAYLISS Paul 45* & CONLEY Andrew 129*	B 4	HAMILTON	10	2013/14
3	5th	99	BAYLISS Paul 30 & PANSINI Angelo 146	B 4	COROMANDEL RAM	5	2013/14
4	5th	97	FERGUSON Jason 76 & MONAHAN Phil 76	B 4	WESTERN YOUTH	2	2014/15
1	6th	133	MARSHALL Ashley 76 & DEY Richard 68	B 4	SHEIDOW PARK	1	2012/13
2	6th	109*	STEER Peter 32* & CONROY Brian 156*	B 5	ADELAIDE CAVAL	9	1982/83
3	6th	106	WILLIAMS Rowan 38 & HUGHES Peter 107*	B 3	KESWICK	4	2010/11
4	6th	95	CONLEY Andrew 58 & SHAW Phil 44	B 2	KENILWORTH	8	1991/92
1	7th	109	SHIPP Andrew 43 & COOMBE Peter A 58	B 2	KESWICK	9	1987/88
2	7th	101	HALL Michael 140 & HARGRAVES Craig 32	B 2	SHEIDOW PARK	6	1994/95
3	7th	96	HODGE Andrew 66 & CRAIGIE Grant 76	B 3	KENILWORTH	11	1990/91
4	7th	87	DEY Richard 70 & DENIET Josh 36*	B 3	ICC SHARKS	3	2008/09
1	8th	126*	MARTIN Anthony 43* & MONAGHAN Scott 90*	B 4	MORPHETT VALE	7	2014/15
2	8th	118*	MARSHALL Ashley 45* & DEY Richard 66*	B 4	MORPHETT VALE	6	2015/16
3	8th	101	HUGHES Peter 103 & WEBLEY Troy 95*	B 4	WESTERN YOUTH	11	2007/08
4	8th	78	SMITH John 17 & PERRYMAN Gavin 100	B 2	MITCHELL PARK	2	1994/95
1	9th	92	WILKIN Anthony 46 & SMITH John 40	B 3	SOUTH PARK	9	2005/06
2	9th	75	CONROY Brian 98 & CRAM Don 53	B 2	KENILWORTH	3	1987/88
3	9th	67*	MARSHALL Ashley 15* & WILSON Gary 75*	B 4	MITCHELL PARK	FS	2015/16
4	9th	66	BAILEY Kym 18 & PATMORE Dave 76	B 7	EASTWOOD	7	1980/81
1	10th	67	RANGER Brenton 35 & HODGE David 70*	B 6	COROMANDEL	2	1981/82
2	10th	60	WILLIAMS Scott 29 & SMITH John 32*	B 2	COROMANDEL	3	2003/04
3	10th	51*	WILLCOX Steve 30* & PEARCE Mike 36*	B 3	HECTORVILLE	11	1989/90
4	10th	50	MYSTUIK Simon 31 & WILSON Jarrod 22*	B 3	SHEIDOW PARK	7	2008/09

MOST WICKETKEEPING DISMISSALS IN CAREER IN C GRADE

Rank	Player Name	Debut	Yrs	Gam	Games Kept	Dismissals Ct	St	Total	per Game	Innings 5w	4w	3w	20 in Season	Total Byes	Byes/ Game
1	FLAMANK Paul	2008/09	6	37	32	37	12	49	1.53	-	1	3	-	98	3.06
2	HUXTABLE Andrew	1990/91	9	63	34	38	6	44	1.29	-	-	-	-	111	3.26
3	BROWN Andrew	1993/94	9	57	37	29	10	39	1.05	1	1	2	-	299	8.08
4	DEY Cameron	1991/92	12	57	33	34	3	37	1.12	-	1	-	-	128	3.88
5	COREY Mark	2001/02	3	29	28	34	-	34	1.21	-	1	4	-	39	1.39
6	ROWE Brenton	1996/97	9	50	33	28	2	30	0.91	-	1	-	-	91	2.76
7	MARKS Greg	2012/13	5	29	26	17	12	29	1.12	1	-	1	-	91	3.50
8	PEARCE Darren	1989/90	2	13	13	20	2	22	1.69	-	1	2	1	32	2.46

MOST CATCHES AS FIELDSMAN IN CAREER IN C GRADE

Rank	Player Name	Debut	Yrs	Gam	Field Catches	Catches per Game	Innings of 4c	3c	2c	Seasons of 10c
1	CONROY Jason	1989/90	19	109	65	0.60	-	2	13	2
2	SMITH John	1989/90	23	157	56	0.36	-	-	6	1
3	BROWNE Noel	2006/07	7	43	33	0.77	-	2	5	-
4	EDWARDS Rob	1991/92	13	66	33	0.50	-	-	6	-
5	CONLEY Andrew	2004/05	10	71	33	0.46	-	2	4	-
6	BROWN Mike	1989/90	7	46	28	0.61	-	-	8	-
7	BROWN David F	1994/95	16	102	28	0.27	-	-	2	-

MOST FIELDING VOTES IN CAREER IN C GRADE

Rank	Player Name	Debut	Yrs	Gam	1st Votes	2nd Votes	3rd Votes	Total Votes 2-1-1 basis	% of games with f/vote
1	CONROY Jason	1989/90	19	109	25	21	9	80	50.5
2	HUXTABLE Andrew	1990/91	9	63	11	5	8	35	38.1
3	SMITH John	1989/90	23	157	3	12	11	29	16.6
4	PUGH Ben	2007/08	4	35	10	7	1	28	51.4
5	HUMPHRY Peter	1991/92	8	46	8	7	2	25	37.0
6	HARRIS Glenn	2016/17	2	30	10	4	-	24	46.7
7	BROWN Mike	1989/90	7	46	8	4	4	24	34.8

ALL TIME MOST RUNS IN A SEASON IN C GRADE

Rank	Player Name	Ga	Inn	NO	Runs	Ave	Innings Scores	%	%	Strokes	Year & Div
							Hi 100>50>30>10 >0* 0	Tm	Cr	6s 4s 1s	
1	HARRIS Glenn	14	12	3	693	77.0	137 2 4 3 3 -	31	64	35 76 148	2017/18 6
2	EDWARDS Rob	11	12	2	678	67.8	188 1 5 2 4 -	29	56	19 73 160	1995/96 5
3	CONLEY Andrew	13	12	3	650	72.2	126 4 2 - 3 3 -	26	47	6 93 169	2009/10 6
4	CRAIGIE Grant	11	11	-	591	53.7	107 1 5 1 3 -	26	48	20 64 144	2007/08 6
5	PANSINI Angelo	13	12	2	500	50.0	126 3 - 3 1 5 -	27	65	24 52 94	2016/17 7
6	CONLEY Andrew	12	11	4	479	68.4	163* 2 1 2 5 -	25	53	9 71 94	2011/12 6
7	DALY Mick	11	11	-	476	43.3	123 1 4 - 3 3 -	22	53	10 63 100	1989/90 6
8	FERGUSON Jason	11	10	-	445	44.5	88 - 4 3 1 2 -	25	65	16 47 120	2013/14 5
9	EDWARDS Rob	12	14	3	437	39.7	113 1 2 4 1 5 1	20	51	11 55 99	1996/97 5
10	HARRIS Glenn	16	13	2	430	39.1	172 1 - 4 6 2 -	19	69	19 54 53	2016/17 7

ALL TIME MOST WICKETS IN A SEASON IN C GRADE

Rank	Player Name	Ga	In	Overs	Mdn	Runs	Wkts	Ave	Innings Figures	Ba/ Wkt	Run/ Over	% Tm	Year & Div
									Best 6w 5w 4w 3w				
1	MAZURKE Danny	11	13	176.4	35	487	42	11.6	6/38 2 1 2 3	25	2.8	36	1991/92 5
2	BRYSON Brett	15	16	115.3	25	337	33	10.2	6/22 1 - 2 2	21	2.9	22	2016/17 7
3	MAZURKE Danny	12	14	181	49	480	33	14.5	7/34 2 1 - 2	33	2.7	29	1990/91 6
4	SMITH John	11	12	141.4	35	386	32	12.1	7/68 1 1 2 -	27	2.7	27	2001/02 5
5	SMITH John	9	9	113.4	23	418	31	13.5	7/39 1 2 1 1	22	3.7	39	1992/93 4
6	SMITH John	11	11	106.1	27	263	29	9.1	7/31 1 2 1 2	22	2.5	27	1998/99 4
7	McNAMARA Trinity	7	8	112.4	20	328	28	11.7	7/57 1 1 1 3	24	2.9	39	1996/97 5
8	MARSHALL Ashley	8	9	120.4	30	309	25	12.4	5/36 - 1 2 3	29	2.6	32	2001/02 5
9	SCOTT Ron	10	14	180	46	391	25	15.6	7/51 1 1 -	43	2.2	25	1997/98 4
10	TRUSCOTT Chad	10	11	123.5	29	422	25	16.9	5/46 - 2 - 3	30	3.4	29	2012/13 6

ALL TIME BEST BATTING/BOWLING ALLROUNDER IN A SEASON IN C GRADE

Rank	Player Name	Ga	Inn	NO	Runs	Ave	Overs	Mdn	Runs	Wkts	Ave	COTY points	Year & Div
300 RUNS & 30 WICKETS													
1	MAZURKE Danny	12	12	-	338	28.2	181	49	480	33	14.5	800	1990/91 6
200 RUNS & 20 WICKETS													
2	SMITH John	11	13	-	237	18.2	106.1	27	263	29	9.1	643	1998/99 4
3	BROWN Mike	11	11	-	257	23.4	114	16	428	23	18.6	579	1993/94 4
4	BROWN David F	10	10	1	211	23.4	81.3	13	259	24	10.8	547	1997/98 4

ALL TIME MOST WICKET-KEEPING DISMISSALS IN A SEASON IN C GRADE

Rank	Player Name	Games	WK Games	WK Dismissals Ct	St	Total	per WK Match	Year & Div
1	PEARCE Darren	10	10	18	2	20	2.00	1989/90 6
2	FLAMANK Paul	12	11	11	6	17	1.55	2011/12 6
3	FLAMANK Paul	10	8	10	5	15	1.88	2010/11 6
4	HUXTABLE Andrew	9	9	12	2	14	1.56	1991/92 5
5	COREY Mark	9	9	14	-	14	1.56	2003/04 4
6	BROWN Andrew	12	12	9	5	14	1.17	2007/08 6

RUNS FROM EACH BATTING POSITION IN CAREER IN C GRADE

Player Name	Gam	Opener	No.3	No.4	No.5	No.6	No.7	No.8	No.9	No.10	No.11
GIBBIE Dom	129	944@ 25	490@ 19	227@ 17	346@ 38	305@ 31	211@ 35	111@ 37	10@ -	-@ -	-@ -
CONLEY Andrew	71	2327@ 43	60@ 20	7@ 4	-@ -	36@ 36	-@ -	-@ -	-@ -	-@ -	-@ -
EDWARDS Rob	66	201@ 29	1433@ 43	355@ 32	119@ 17	7@ 7	8@ -	-@ -	-@ -	1@ -	-@ -
CRAIGIE Grant	68	2@ 1	1403@ 35	297@ 59	352@ 35	4@ 4	-@ -	-@ -	-@ -	-@ -	-@ -
PARHAM Trevor	68	1369@ 31	147@ 25	130@ 26	11@ 11	-@ -	56@ 56	-@ -	-@ -	-@ -	-@ -
SMITH John	157	559@ 16	23@ 12	86@ 22	83@ 12	26@ 9	186@ 13	256@ 28	249@ 42	94@ 12	46@ 46
CONROY Jason	109	487@ 19	78@ 13	214@ 13	196@ 12	88@ 7	228@ 23	104@ 21	20@ 5	12@ 6	12@ 12
HUXTABLE Andrew	63	692@ 21	152@ 17	325@ 20	158@ 32	6@ 6	-@ -	31@ 10	20@ 10	-@ -	-@ -
PANSINI Angelo	39	403@ 50	541@ 39	202@ 22	3@ 3	-@ -	-@ -	-@ -	-@ -	-@ -	-@ -
HODGE Andrew	54	243@ 49	172@ 29	444@ 23	119@ 15	94@ 16	53@ 53	23@ 8	1@ -	-@ -	-@ -
HARRIS Glenn	30	120@ -	35@ 35	630@ 53	214@ 43	124@ 62	-@ -	-@ -	-@ -	-@ -	-@ -
HUGHES Peter	38	103@ 26	226@ 25	434@ 36	181@ 45	118@ 39	-@ -	-@ -	-@ -	-@ -	-@ -
BROWN David F	102	-@ -	-@ -	5@ 5	285@ 16	425@ 21	129@ 10	100@ 17	44@ 7	36@ 6	13@ -
WILLCOX Steve	63	-@ -	18@ 18	89@ 45	5@ 3	80@ 10	311@ 31	232@ 15	107@ 15	101@ 25	17@ -
BELL Geoff	42	30@ 10	273@ 46	333@ 30	71@ 12	82@ 27	-@ -	21@ 21	21@ 11	28@ 28	2@ 2

MOST TIMES TOP SCORE IN MATCH IN CAREER IN C GRADE

Rank	Player Name	Debut	Yrs	Gam	Times Top Score	% of Games	Seasons with 4ts+ 3ts 2ts
1	EDWARDS Rob	1991/92	13	66	19	28.8	2 2 1
2	CONLEY Andrew	2004/05	10	71	18	25.4	3 - 1
3	PARHAM Trevor	1989/90	12	68	15	22.1	1 1 2
4	CRAIGIE Grant	2003/04	11	68	14	20.6	1 - 3
5	PANSINI Angelo	2013/14	5	39	12	30.8	2 - 1
6	GIBBIE Dom	1991/92	20	129	12	9.3	- - 3
7	HARRIS Glenn	2016/17	2	30	10	33.3	1 - -
8	HUXTABLE Andrew	1990/91	9	63	10	15.9	- 1 1

MOST MINUTES PER INNINGS (MIN.600 RUNS) IN CAREER IN C GRADE

Rank	Player Name	Debut	Yrs	Gam	All Inn	Timed Inn	Total Minutes	Minutes per Inning	Runs per Minute
1	COREY Mark	2001/02	3	29	30	30	2220	74.00	0.387
2	CONLEY Andrew	2004/05	10	71	69	69	4990	72.32	0.487
3	EDWARDS Rob	1991/92	13	66	69	68	4644	68.29	0.456
4	McCULLOUGH Mick	1991/92	4	32	33	33	2038	61.76	0.324
5	CRAIGIE Grant	2003/04	11	68	66	66	4027	61.02	0.511
6	GIBBIE Dom	1991/92	20	129	121	119	7237	60.82	0.361
7	PARHAM Trevor	1989/90	12	68	61	61	3623	59.39	0.473
8	BELL Geoff	1992/93	10	42	40	40	2327	58.18	0.370
9	HUGHES Peter	1989/90	12	38	35	35	1993	56.94	0.533
10	DALY Mick	1989/90	2	23	23	23	1275	55.43	0.589
11	SHAW Phil	1990/91	4	23	24	24	1295	53.96	0.608
12	HUXTABLE Andrew	1990/91	9	63	69	69	3602	52.20	0.384
13	HARRIS Glenn	2016/17	2	30	25	25	1233	49.32	0.911
14	HODGE Andrew	1991/92	9	54	58	58	2782	47.97	0.413
15	ROWE Brenton	1996/97	9	50	56	56	2504	44.71	0.260

HIGHEST PERCENT OF TEAM RUNS SCORED (MIN.600 RUNS) IN CAREER IN C GRADE

Rank	Player Name	Debut	Yrs	Gam	Player Runs	Team Runs	% of Team Runs
1	HARRIS Glenn	2016/17	2	30	1123	4575	24.55
2	PANSINI Angelo	2013/14	5	39	1149	5914	19.43
3	CONLEY Andrew	2004/05	10	71	2430	12724	19.10
4	CRAIGIE Grant	2003/04	11	68	2058	11477	17.93
5	EDWARDS Rob	1991/92	13	66	2124	12460	17.05
6	COREY Mark	2001/02	3	29	860	5252	16.37
7	MONAHAN Phil	2005/06	5	34	751	5046	14.88
8	DALY Mick	1989/90	2	23	751	5066	14.82

MOST TIMES BEST BOWLING FIGURES IN MATCH IN CAREER IN C GRADE

Rank	Player Name	Debut	Yrs	Gam	no. times Best Fig	% of Matches	Seasons with 4bf+ 3bf 2bf
1	SMITH John	1989/90	23	157	44	28.0	4 3 7
2	BROWN David F	1994/95	16	102	22	21.6	1 1 6
3	MARSHALL Ashley	1999/00	7	53	15	28.3	1 1 3
4	MAZURKE Danny	1989/90	5	35	12	34.3	2 - 1
5	SCOTT Ron	1994/95	10	62	12	19.4	- - 6
6	WILKIN Anthony	2004/05	9	51	11	21.6	1 1 1
7	WILLCOX Steve	1989/90	14	63	10	15.9	1 1 -
8	McNAMARA Trinity	1993/94	7	32	9	28.1	- 2 1
9	BROWN Mike	1989/90	7	46	9	19.6	- 1 2
10	BRYSON Brett	2013/14	4	49	9	18.4	- 2 1
11	HUCKSTEPP Craig	1989/90	10	53	9	17.0	- 1 3

HIGHEST PERCENT OF TEAM WICKETS TAKEN (MIN.200 OVERS) IN CAREER IN C GRADE

Rank	Player Name	Debut	Yrs	Gam	Player Wickets	Team Wickets	% of Team Wickets
1	MAZURKE Danny	1989/90	5	35	94	341	27.57
2	McNAMARA Trinity	1993/94	7	32	75	296	25.34
3	MARSHALL Ashley	1999/00	7	53	94	436	21.56
4	SMITH John	1989/90	23	157	301	1403	21.45
5	BROWN David F	1994/95	16	102	176	855	20.58
6	TRUSCOTT Chad	2010/11	5	30	54	267	20.22
7	BRYSON Brett	2013/14	4	49	76	377	20.16
8	SCOTT Ron	1994/95	10	62	102	517	19.73

MOST PARTNERSHIP RUNS IN CAREER IN C GRADE

Rank	Player Name	Debut	Yrs	Gam	Total Pship Runs	Pship Runs per Inn	Best PShip	Pships of 100	50	30	Player Runs	% of P'ship
1	GIBBIE Dom	1991/92	20	129	6427	53.1	163	6	32	34	2644	41.1
2	CONLEY Andrew	2004/05	10	71	5035	73.0	238	7	28	25	2430	48.3
3	SMITH John	1989/90	23	157	4405	32.9	128	2	15	31	1608	36.5
4	CRAIGIE Grant	2003/04	11	68	4364	66.1	238	7	23	18	2058	47.2
5	EDWARDS Rob	1991/92	13	66	4236	61.4	147	5	25	23	2124	50.1
6	HUXTABLE Andrew	1990/91	9	63	3316	48.1	153	3	14	25	1384	41.7
7	PARHAM Trevor	1989/90	12	68	3143	51.5	204	6	14	16	1713	54.5
8	CONROY Jason	1989/90	19	109	3091	28.9	148	1	11	23	1439	46.6
9	BROWN David F	1994/95	16	102	2610	30.3	204	1	9	16	1037	39.7
10	HODGE Andrew	1991/92	9	54	2426	41.8	128	2	9	19	1149	47.4
11	BELL Geoff	1992/93	10	42	2203	55.1	113	2	11	17	861	39.1
12	HUGHES Peter	1989/90	12	38	2161	61.7	163	4	10	12	1062	49.1
13	GREEN Anthony	1998/99	13	65	1877	34.8	104	1	7	13	821	43.7
14	McCULLOUGH Mick	1991/92	4	32	1840	55.8	153	4	7	9	660	35.9
15	ROWE Brenton	1996/97	9	50	1823	32.6	133	1	7	10	651	35.7

MOST PARTNERSHIP RUNS TOGETHER IN CAREER IN C GRADE

Rank	Names of Partners	No. of Pships	Not Outs	Pship Runs	Ave. Pship	Best Pship	Pships of 100	50
1	CONLEY Andrew & CRAIGIE Grant	24	3	931	44.3	238	3	2
2	GIBBIE Dom & CONLEY Andrew	19	1	785	43.6	159	2	4
3	PARHAM Trevor & CONLEY Andrew	25	1	646	26.9	148	1	3
4	EDWARDS Rob & HUXTABLE Andrew	11	1	549	54.9	147	1	3
5	COREY Mark & GIBBIE Dom	12	-	436	36.3	117	1	1
6	CRAIGIE Grant & GIBBIE Dom	14	1	400	30.8	88	-	4
7	PARHAM Trevor & CRAIGIE Grant	10	-	393	39.3	102	1	3
8	HUXTABLE Andrew & McCULLOUGH Mick	11	-	388	35.3	153	1	2
9	SHEARER Duncan & PARHAM Trevor	10	-	385	38.5	81	-	3
10	CONROY Jason & HUXTABLE Andrew	14	1	339	26.1	77	-	1
11	HODGE Andrew & COREY Mark	9	1	313	39.1	102	1	-
12	CRAIGIE Grant & PANSINI Angelo	6	1	299	59.8	117	1	1
13	CLARE Hamish & EDWARDS Rob	7	-	297	42.4	79	-	3
14	McNAMARA Trinity & EDWARDS Rob	5	1	284	71.0	117	2	-
15	LOUGHEAD Paul & EDWARDS Rob	7	-	280	40.0	67	-	3
16	EDWARDS Rob & GIBBIE Dom	8	-	264	33.0	72	-	3
17	HUGHES Peter & GIBBIE Dom	5	-	258	51.6	163	1	1
18	BROWN Mike & GIBBIE Dom	6	-	257	42.8	81	-	2
19	EMERY Peter & McCULLOUGH Mick	9	-	256	28.4	109	1	1
20	CONLEY Andrew & MONAHAN Justin	9	-	247	27.4	69	-	2

ALL TIME BEST PARTNERSHIPS FOR EACH WICKET IN C GRADE

Rank	Wkt	Runs	Player Names	GrDv	Opposition	Rnd	Year
1	1st	117	RILEY Ian 54 & McNAMARA Trinity 58	C 4	PANORAMA	5	1994/95
2	1st	116	McCULLOUGH Mick 51 & RILEY Ian 69	C 4	HECTORVILLE	4	1994/95
3	1st	110	CONLEY Andrew 35 & GIBBIE Dom 74	C 6	PLYMPTON FOOTB	7	2017/18
4	1st	109	EMERY Peter 82 & McCULLOUGH Mick 25	C 4	PLYMPTON FOOTB	4	1993/94
1	2nd	238*	CRAIGIE Grant 109* & CONLEY Andrew 163*	C 6	SOUTH ROAD	2	2011/12
2	2nd	186	BURNETT Christian 82 & CONLEY Andrew 126	C 6	ICC SHARKS	4	2009/10
3	2nd	153	HUXTABLE Andrew 92 & McCULLOUGH Mick 66	C 4	COWANDILLA	1	1992/93
4	2nd	149	CRAIGIE Grant 66 & CONLEY Andrew 90*	C 6	ADELAIDE INDIA	7	2010/11
1	3rd	163	GIBBIE Dom 50 & HUGHES Peter 107	C 4	COROMANDEL	9	1993/94
2	3rd	159*	GIBBIE Dom 31* & CONLEY Andrew 120*	C 6	COROMANDEL RAM	7	2011/12
3	3rd	149	GIBBIE Dom 48 & HARRIS Glenn 172	C 7	KENILWORTH	3	2016/17
4	3rd	148	CONROY Jason 71 & CRAIGIE Grant 108	C 6	PORT NOARLUNGA	2	2014/15
1	4th	168*	SHAW Phil 100* & YOUNG Peter 123*	C 5	KESWICK	4	1991/92
2	4th	128	HODGE David 58 & BROWN Mike 85	C 6	KENILWORTH	11	1990/91
3	4th	120	MELLORS Greg 28 & GIBBIE Dom 140	C 5	ICC SHARKS	11	2001/02
4	4th	116	PEARCE Darren 54 & HODGE David 75	C 6	NORTH HAVEN	6	1990/91
1	5th	204*	BROWN David F 71* & PARHAM Trevor 179*	C 5	ST GEORGE	9	2004/05
2	5th	133	PARKER John 83 & ROWE Brenton 38	C 5	NORTH HAVEN	2	1996/97
3	5th	95	DAVIDSON Phil 26 & HUGHES Peter 71	C 4	KENILWORTH	10	1993/94
4	5th	83	PALMER Dave 51 & LOUGHEAD Paul 42	C 5	SOUTHERN	1	2001/02
1	6th	132	WILLCOX Steve 70 & SIDON Brendon 61	C 6	WOODCROFT	7	2007/08
2	6th	104*	GREEN Anthony 51* & LIGHTFOOT Derek 51*	C 6	SOUTH ROAD	8	2012/13
3	6th	96	PEARCE Darren 56 & YOUNG Peter 73*	C 6	PANORAMA	5	1989/90
4	6th	96	MOORE Jason 25 & PARHAM Trevor 73*	C 6	ADELAIDE CAVAL	9	2011/12
1	7th	124	SHAW Phil 51 & CONROY Brian 122	C 6	MODBURY HEIGHT	8	1990/91
2	7th	122*	SMITH John 38* & GARRICK Paul 74*	C 4	SHEIDOW PARK	10	1992/93
3	7th	116	HUCKSTEPP Craig 22 & DALY Mick 114*	C 6	MITSUBISHI	1	1990/91
4	7th	97	CRAM Don 45 & DALY Mick 49*	C 6	KENILWORTH	11	1990/91
1	8th	81*	SMITH John 26* & MYSTUIK Simon 57*	C 5	ICC SHARKS	1	2008/09
2	8th	81	WILLCOX Steve 63 & DALY Mick 80	C 6	KESWICK	2	1989/90
3	8th	79*	HUCKSTEPP Craig 20* & CAMERON Scott 86*	C 6	NORWOOD UNION	3	1990/91
4	8th	79	SCOTT Ron 39 & SMITH John 54*	C 4	ADELAIDE CAVAL	6	2003/04
1	9th	102	MAZURKE Danny 78 & ELLIS Steve 55*	C 6	PLYMPTON FOOTB	2	1990/91
2	9th	82	REVELL Glen 31 & BROWNE Noel 98*	C 6	SHEIDOW PARK	8	2010/11
3	9th	55	HUCKSTEPP Craig 17 & CRAM Don 47*	C 6	MITCHELL PARK	FS	1990/91
4	9th	52*	PERRYMAN Gavin 29* & GIBBIE Dom 50*	C 4	ST MARKS	3	1992/93
1	10th	80	TONKIN Andrew 64 & SMITH John 18*	C 4	NORTH HAVEN	3	2002/03
2	10th	61*	CRUICKSHANK Darren 24* & ELLIS Steve 55*	C 6	PLYMPTON FOOTB	2	1990/91
3	10th	61	BOREHAM Chris 46 & KUSTERMANN Bernie 19*	C 6	MITCHAM	3	1989/90
4	10th	55	PARR Ashley 30 & SMITH John 22*	C 4	HECTORVILLE	5	2000/01

MOST WICKETKEEPING DISMISSALS IN CAREER IN D GRADE

Rank	Player Name	Debut	Yrs	Gam	Games Kept	Dismissals Ct	St	Total	per Game	Innings 5w	4w	3w	20 in Season	Total Byes	Byes/ Game
1	BROWN Andrew	1993/94	11	107	99	89	39	128	1.29	1	2	8	1	678	6.85
2	CRAM Don	1991/92	4	31	24	30	6	36	1.50	-	-	1	-	93	3.88
3	FLAMANK Paul	2013/14	2	18	15	9	7	16	1.07	-	-	2	-	37	2.47
4	DEY Cameron	1991/92	10	60	9	9	3	12	1.33	-	-	1	-	46	5.11
5	FULLER Paul	2013/14	3	8	5	5	3	8	1.60	-	2	-	-	3	0.60
6	CONROY Brian	1991/92	3	26	3	5	1	6	2.00	-	-	1	-	9	3.00
7	HARRIS Glenn	2015/16	1	12	6	4	1	5	0.83	-	-	-	-	7	1.17
8	SMITH Tim	2014/15	2	13	6	5	-	5	0.83	-	-	-	-	30	5.00

MOST CATCHES AS FIELDSMAN IN CAREER IN D GRADE

Rank	Player Name	Debut	Yrs	Gam	Field Catches	Catches per Game	Innings of 4c	3c	2c	Seasons of 10c
1	BROWN David F	1995/96	6	57	31	0.54	-	-	4	1
2	HODGE Andrew	1991/92	6	47	30	0.64	-	-	5	1
3	BELL Geoff	1992/93	11	102	29	0.28	-	-	3	-
4	WILLCOX Steve	1996/97	8	39	26	0.67	-	2	2	-
5	DEY Cameron	1991/92	10	60	25	0.42	-	-	4	-
6	GIBBIE John	1991/92	9	87	24	0.28	-	-	1	-

MOST FIELDING VOTES IN CAREER IN D GRADE

Rank	Player Name	Debut	Yrs	Gam	1st Votes	2nd Votes	3rd Votes	Total Votes 2-1-1 basis	% of games with f/vote
1	WILLCOX Steve	1996/97	8	39	14	6	1	35	53.8
2	CONROY Jason	1991/92	9	32	7	6	1	21	43.8
3	LUONG Bang	1995/96	8	48	6	6	3	21	31.3
4	BROWN Andrew	1993/94	11	107	-	1	19	20	18.7
5	SCOTT Anthony	1997/98	7	46	1	9	7	18	37.0
6	COOMBE Craig	1991/92	1	11	7	2	1	17	90.9

ALL TIME MOST RUNS IN A SEASON IN D GRADE

Rank	Player Name	Ga	Inn	NO	Runs	Ave	Innings Scores							% Tm	% Cr	Strokes			Year & Div
							Hi	100	50	30	20	10	0			6s	4s	1s	
1	HODGE Andrew	13	12	2	757	75.7	125*	2	6	2	-	2	-	29	52	21	95	157	1996/97 6
2	HODGE Andrew	13	14	2	596	49.7	123	1	5	2	3	2	1	22	52	4	81	130	1997/98 5
3	EMERY Peter	8	9	-	535	59.4	155	2	2	2	3	-	-	29	70	49	43	52	1992/93 6
4	BELL Geoff	13	14	2	503	41.9	98*	-	5	2	4	3	-	19	41	2	31	223	1997/98 5
5	BELL Geoff	11	11	1	462	46.2	107	1	2	4	2	2	-	23	44	1	43	168	2001/02 6
6	WILSON Gary	13	11	3	450	56.3	105*	1	3	2	2	3	-	24	62	35	35	64	2016/17 8
7	GIBBIE John	11	11	-	400	36.4	103	1	3	1	4	2	-	17	48	11	48	99	1994/95 5
8	GIBBIE John	13	14	4	399	39.9	61*	-	4	3	3	3	1	15	60	13	42	83	1997/98 5
9	CONROY Brian	11	12	1	394	35.8	97	-	3	3	2	4	-	16	69	14	48	53	1991/92 6
10	HODGE Andrew	8	9	3	388	64.7	112	2	1	1	2	3	-	22	50	11	47	67	1994/95 5

ALL TIME MOST WICKETS IN A SEASON IN D GRADE

Rank	Player Name	Ga	In	Overs	Mdn	Runs	Wkts	Ave	Innings Best	Figures 6w	5w	4w	3w	Ba/Wkt	Run/Over	% Tm	Year & Div
1	GIBBIE John	12	14	204.2	39	585	57	10.3	6/29	3	3	2	4	22	2.9	43	1996/97 6
2	GIBBIE John	11	12	152.3	26	581	37	15.7	5/21	-	3	3	2	25	3.8	39	1995/96 6
3	GIBBIE John	11	12	100.2	11	473	33	14.3	7/37	3	1	-	2	18	4.7	32	1994/95 5
4	BROWN David F	11	13	164.1	36	467	31	15.1	4/36	-	-	3	3	32	2.8	27	1999/00 5
5	GIBBIE John	13	14	128.5	17	492	29	17.0	7/78	1	-	2	1	27	3.8	25	1997/98 5
6	CORNELISSEN Jack	11	14	108.2	38	210	28	7.5	5/6	-	1	-	4	23	1.9	22	2015/16 7
7	BRYSON Brett	12	15	113.3	21	356	28	12.7	6/35	1	1	-	1	24	3.1	21	2015/16 7
8	BELL Geoff	13	14	136.4	42	309	26	11.9	4/28	-	-	1	2	32	2.3	19	1996/97 6
9	GLENVILLE Jim	10	10	81.4	13	316	25	12.6	5/28	-	1	1	4	20	3.9	24	1999/00 5
10	HUMPHERY Peter	8	10	142.4	25	453	25	18.1	5/58	-	2	1	1	34	3.2	30	1991/92 6

ALL TIME BEST BATTING/BOWLING ALLROUNDER IN A SEASON IN D GRADE

Rank	Player Name	Ga	Inn	NO	Runs	Ave	Overs	Mdn	Runs	Wkts	Ave	COTY points	Year & Div
300 RUNS & 30 WICKETS													
1	GIBBIE John	12	11	-	341	31.0	204.2	39	585	57	10.3	1139	1996/97 6
2	GIBBIE John	11	13	-	366	28.2	152.3	26	581	37	15.7	884	1995/96 6
3	GIBBIE John	11	11	-	400	36.4	100.2	11	473	33	14.3	862	1994/95 5
250 RUNS & 25 WICKETS													
4	GIBBIE John	13	14	4	399	39.9	128.5	17	492	29	17.0	805	1997/98 5
5	CORNELISSEN Jack	11	8	1	299	42.7	108.2	38	210	28	7.5	691	2015/16 7
200 RUNS & 20 WICKETS													
6	BELL Geoff	13	14	2	503	41.9	158.5	33	431	24	18.0	839	1997/98 5

ALL TIME MOST WICKET-KEEPING DISMISSALS IN A SEASON IN D GRADE

Rank	Player Name	Games	WK Games	WK Dismissals Ct	St	Total	per WK Match	Year & Div
1	BROWN Andrew	13	12	16	9	25	2.08	1996/97 6
2	CRAM Don	11	11	16	2	18	1.64	1991/92 6
3	CRAM Don	12	12	14	3	17	1.42	1992/93 6
4	BROWN Andrew	11	11	10	6	16	1.45	1998/99 5
5	BROWN Andrew	11	10	15	-	15	1.50	1999/00 5
6	BROWN Andrew	7	7	8	5	13	1.86	1994/95 5

RUNS FROM EACH BATTING POSITION IN CAREER IN D GRADE

Player Name	Gam	Opener	Runs & Average from each Batting Position									
			No.3	No.4	No.5	No.6	No.7	No.8	No.9	No.10	No.11	
BELL Geoff	102	2463@ 32	129@ 65	47@ 16	22@ 11	65@ 11	61@ 31	141@141	5@ -	19@ 6	-@ -	
GIBBIE John	87	164@ 27	258@ 26	433@ 29	174@ 19	478@ 28	258@ 26	446@ 56	44@ 44	11@ -	-@ -	
HODGE Andrew	47	104@ 17	39@ 20	1679@ 58	142@ 36	138@138	-@ -	-@ -	-@ -	-@ -	-@ -	
CONROY Brian	26	-@ -	-@ -	135@ 68	185@ 37	288@ 36	312@ 35	-@ -	-@ -	-@ -	-@ -	
GIBBIE Dom	55	267@ 24	603@ 22	4@ 2	5@ -	6@ 6	24@ 12	7@ 4	-@ -	-@ -	-@ -	
DEY Cameron	60	302@ 15	118@ 13	77@ 19	192@ 19	61@ 12	47@ 24	21@ 11	14@ 7	-@ 0	-@ -	
BROWN David F	57	-@ -	48@ 8	15@ 5	490@ 18	127@ 13	89@ 15	-@ 0	-@ -	-@ -	-@ -	
SWIFT Andrew	35	516@ 27	38@ 6	73@ 24	51@ 17	33@ 11	55@ 18	-@ -	-@ -	-@ -	-@ -	
BROWN Andrew	107	51@ 6	69@ 10	89@ 9	61@ 12	34@ 7	82@ 7	95@ 11	136@ 9	30@ 6	62@ 21	
LUONG Bang	48	168@ 21	54@ 11	304@ 30	51@ 10	75@ 75	2@ 1	-@ 0	38@ 19	12@ 2	1@ 1	
MELLORS Greg	17	5@ 3	101@ 51	375@ 54	-@ -	206@103	14@ 14	-@ -	-@ -	-@ -	-@ -	
WILLCOX Steve	39	130@ 13	151@ 25	115@ 16	128@ 21	49@ 12	26@ 7	82@ 16	-@ -	-@ -	-@ -	
CRAIGIE Grant	27	52@ 52	224@ 25	197@ 22	112@ 37	-@ -	-@ -	-@ -	-@ -	-@ -	-@ -	
MARSHALL Ashley	39	337@ 19	160@ 32	-@ 0	-@ -	5@ 2	25@ 13	8@ 4	2@ 2	9@ -	-@ -	
EMERY Peter	9	522@ 58	13@ 13	-@ -	-@ -	-@ -	-@ -	-@ -	-@ -	-@ -	-@ -	

MOST TIMES TOP SCORE IN MATCH IN CAREER IN D GRADE

Rank	Player Name	Debut	Yrs	Gam	Times Top Score	% of Games	Seasons with		
							4ts+	3ts	2ts
1	HODGE Andrew	1991/92	6	47	21	44.7	2	2	-
2	BELL Geoff	1992/93	11	102	18	17.6	-	4	1
3	GIBBIE John	1991/92	9	87	14	16.1	-	2	3
4	CONROY Brian	1991/92	3	26	6	23.1	-	1	1
5	GIBBIE Dom	1996/97	9	55	6	10.9	-	1	-
6	MELLORS Greg	1999/00	4	17	5	29.4	-	-	2
7	CONLEY Andrew	2014/15	3	20	5	25.0	-	1	-

MOST MINUTES PER INNINGS (MIN.600 RUNS) IN CAREER IN D GRADE

Rank	Player Name	Debut	Yrs	Gam	All Inn	Timed Inn	Total Minutes	Minutes per Inning	Runs per Minute
1	BELL Geoff	1992/93	11	102	105	103	7669	74.46	0.385
2	HODGE Andrew	1991/92	6	47	49	49	3609	73.65	0.582
3	GIBBIE Dom	1996/97	9	55	49	48	3146	65.54	0.287
4	MELLORS Greg	1999/00	4	17	19	18	1088	60.44	0.639
5	GIBBIE John	1991/92	9	87	87	87	3818	43.89	0.594
6	LUONG Bang	1995/96	8	48	49	49	2146	43.80	0.329
7	BROWN David F	1995/96	6	57	56	55	2388	43.42	0.321
8	SWIFT Andrew	2000/01	6	35	38	38	1548	40.74	0.495
9	DEY Cameron	1991/92	10	60	62	58	2014	34.72	0.395
10	CONROY Brian	1991/92	3	26	25	24	732	30.50	1.251

HIGHEST PERCENT OF TEAM RUNS SCORED (MIN.600 RUNS) IN CAREER IN D GRADE

Rank	Player Name	Debut	Yrs	Gam	Player Runs	Team Runs	% of Team Runs
1	HODGE Andrew	1991/92	6	47	2102	9606	21.88
2	MELLORS Greg	1999/00	4	17	701	3207	21.86
3	CONROY Brian	1991/92	3	26	920	5499	16.73
4	BELL Geoff	1992/93	11	102	2952	19204	15.37
5	GIBBIE John	1991/92	9	87	2266	17985	12.60
6	SWIFT Andrew	2000/01	6	35	766	6859	11.17

MOST TIMES BEST BOWLING FIGURES IN MATCH IN CAREER IN D GRADE

Rank	Player Name	Debut	Yrs	Gam	no. times Best Fig	% of Matches	Seasons with		
							4bf+	3bf	2bf
1	GIBBIE John	1991/92	9	87	41	47.1	6	2	-
2	MARSHALL Ashley	1996/97	4	39	9	23.1	1	1	1
3	BELL Geoff	1992/93	11	102	9	8.8	-	-	2
4	BROWN David F	1995/96	6	57	8	14.0	1	1	-
5	WILKIN Anthony	1991/92	5	35	7	20.0	-	1	1
6	WILLCOX Steve	1996/97	8	39	7	17.9	-	1	1
7	LYNE Mick	1999/00	4	13	5	38.5	-	-	2
8	HUCKSTEPP Craig	1991/92	6	22	5	22.7	-	-	2
9	GREEN Anthony	1997/98	9	37	5	13.5	-	1	-
10	LUONG Bang	1995/96	8	48	5	10.4	-	-	1

HIGHEST PERCENT OF TEAM WICKETS TAKEN (MIN.200 OVERS) IN CAREER IN D GRADE

Rank	Player Name	Debut	Yrs	Gam	Player Wickets	Team Wickets	% of Team Wickets
1	GIBBIE John	1991/92	9	87	243	820	29.63
2	WILKIN Anthony	1991/92	5	35	53	241	21.99
3	HUMPHERY Peter	1991/92	8	41	71	376	18.88
4	HUCKSTEPP Craig	1991/92	6	22	37	204	18.14
5	WILLCOX Steve	1996/97	8	39	62	366	16.94
6	MARSHALL Ashley	1996/97	4	39	62	368	16.85
7	GREEN Anthony	1997/98	9	37	47	294	15.99
8	BROWN David F	1995/96	6	57	82	556	14.75

MOST PARTNERSHIP RUNS IN CAREER IN D GRADE

Rank	Player Name	Debut	Yrs	Gam	Total Pship Runs	Pship Runs per Inn	Best PShip	Pships of 100	50	30	Player Runs	% of P'ship
1	BELL Geoff	1992/93	11	102	6748	64.3	181	10	32	29	2952	43.7
2	GIBBIE John	1991/92	9	87	4401	50.6	141	7	23	24	2266	51.5
3	HODGE Andrew	1991/92	6	47	4065	83.0	181	6	25	17	2102	51.7
4	GIBBIE Dom	1996/97	9	55	2657	54.2	131	6	10	15	916	34.5
5	BROWN David F	1995/96	6	57	2131	38.1	94	-	11	10	769	36.1
6	LUONG Bang	1995/96	8	48	1909	39.0	135	2	7	9	705	36.9
7	DEY Cameron	1991/92	10	60	1846	29.8	94	-	10	12	832	45.1
8	BROWN Andrew	1993/94	11	107	1534	16.7	77	-	5	8	709	46.2
9	SWIFT Andrew	2000/01	6	35	1528	40.2	105	1	11	8	766	50.1
10	MELLORS Greg	1999/00	4	17	1425	75.0	134	4	6	7	701	49.2
11	MARSHALL Ashley	1996/97	4	39	1316	35.6	86	-	7	7	546	41.5
12	CONROY Brian	1991/92	3	26	1281	51.2	159	2	7	7	920	71.8
13	LOUGHEAD Paul	1991/92	7	26	1276	45.6	145	1	4	6	406	31.8
14	CRAIGIE Grant	2013/14	4	27	1178	51.2	106	2	3	13	585	49.7
15	MONAHAN Phil	2013/14	3	22	1149	54.7	184	2	4	10	523	45.5

MOST PARTNERSHIP RUNS TOGETHER IN CAREER IN D GRADE

Rank	Names of Partners	No. of Pships	Not Outs	Pship Runs	Ave. Pship	Best Pship	Pships of 100	50
1	GIBBIE John & HODGE Andrew	21	1	977	48.9	128	3	6
2	BELL Geoff & GIBBIE Dom	10	-	643	64.3	131	4	1
3	BELL Geoff & HODGE Andrew	13	-	549	42.2	181	1	2
4	BROWN David F & BELL Geoff	18	-	541	30.1	94	-	4
5	BELL Geoff & MARSHALL Ashley	18	-	399	22.2	86	-	2
6	GIBBIE John & BELL Geoff	14	-	383	27.4	119	1	2
7	BROWN David F & HODGE Andrew	10	-	380	38.0	91	-	4
8	CONLEY Andrew & GIBBIE Dom	7	-	347	49.6	125	1	1
9	LUONG Bang & BELL Geoff	9	-	346	38.4	115	1	1
10	THOMSON Peter & HODGE Andrew	8	-	293	36.6	105	1	1
11	GIBBIE Mick & BELL Geoff	7	-	285	40.7	123	1	2
12	BROWN Andrew & BELL Geoff	14	-	284	20.3	77	-	1
13	BELL Geoff & PALMER Dave	12	-	283	23.6	75	-	1
14	PANSINI Angelo & HUGHES Peter	2	1	275	275.0	260	1	-
15	CHYER Paul & BELL Geoff	8	-	257	32.1	90	-	2
16	HARRIS Glenn & HUGHES Peter	4	-	252	63.0	211	1	-
17	WILSON Gary & CRAIGIE Grant	6	-	246	41.0	106	1	1
18	BELL Geoff & CONROY Brian	2	-	241	120.5	159	1	1
19	BELL Geoff & DEY Cameron	14	-	238	17.0	59	-	1
20	SWIFT Andrew & BELL Geoff	13	-	232	17.8	105	1	-

ALL TIME BEST PARTNERSHIPS FOR EACH WICKET IN D GRADE

Rank	Wkt	Runs	Player Names	GrDv	Opposition	Rnd	Year
1	1st	260*	PANSINI Angelo 212* & HUGHES Peter 40*	D 7	HAMILTON	2	2015/16
2	1st	211	HARRIS Glenn 126 & HUGHES Peter 125	D 7	WOODCROFT	FS	2015/16
3	1st	157	EMERY Peter 122 & BALDOCK Gary 47	D 6	ST MARKS	7	1992/93
4	1st	145	WILSON Gary 66 & MONAHAN Phil 58	D 8	COROMANDEL RAM	6	2016/17
1	2nd	184	MONAHAN Phil 73 & JELBERT Curtis 114	D 8	COVE	3	2016/17
2	2nd	145	EMERY Peter 155 & LOUGHEAD Paul 88	D 6	KESWICK	9	1992/93
3	2nd	135*	ROWE Brenton 58* & LUONG Bang 62*	D 6	NORTH HAVEN	8	2003/04
4	2nd	131	GIBBIE Dom 59 & BELL Geoff 102*	D 5	MITCHELL PARK	1	1998/99
1	3rd	181	BELL Geoff 56 & HODGE Andrew 123	D 5	HECTORVILLE	3	1997/98
2	3rd	179	THOMSON Peter 118 & COLTON Don 75*	D 5	MODBURY HEIGHT	7	1994/95
3	3rd	165	COOMBE Craig 29 & HARRISON Graham 207	D 6	MITCHAM	2	1991/92
4	3rd	134*	MELLORS Greg 45* & GIBBIE Mick 76*	D 5	NORTH HAVEN	10	2000/01
1	4th	168	HOPPENBROUWERS Ron 63 & HODGE Andrew 112	D 5	KENILWORTH	9	1994/95
2	4th	127*	WATTERS Jason 78* & MELLORS Greg 78*	D 5	PLYMPTON FOOTB	11	2000/01
3	4th	101	LAMSHED Kym 46 & CRAIGIE Grant 75	D 7	SOUTH ROAD	7	2013/14
4	4th	94*	BROWN David F 36* & DEY Cameron 56*	D 5	SOUTHERN	4	1999/00
1	5th	159	CONROY Brian 111 & BELL Geoff 69	D 6	MODBURY HEIGHT	FS	1992/93
2	5th	135	GIBBIE John 52 & LANDORF Jason 95	D 5	NORWOOD UNION	1	1994/95
3	5th	128	GIBBIE John 69 & HODGE Andrew 85	D 6	COROMANDEL	7	1996/97
4	5th	111	HODGE Andrew 71 & GIBBIE John 55	D 5	ST GEORGE	9	1997/98
1	6th	156	CONROY Brian 97 & SMITH John 100*	D 6	KENILWORTH	4	1991/92
2	6th	99	DAVIDSON Phil 74 & LOUGHEAD Paul 28*	D 6	CAMPB'TOWN/ANZ	9	1995/96
3	6th	96	McMAHON Danny 44 & GIBBIE John 63	D 5	NORWOOD UNION	10	1994/95
4	6th	88*	WATTERS Jason 36* & MELLORS Greg 46*	D 5	KESWICK	9	2000/01
1	7th	107*	GIBBIE John 61* & HODGE Andrew 56*	D 5	HECTORVILLE	FS	1997/98
2	7th	94	BROWN David F 89 & BELL Geoff 98*	D 6	COROMANDEL	4	1995/96
3	7th	70	TYNSKI Simon 55 & SMITH John 20*	D 7	COVE	8	2015/16
4	7th	66	GIBBIE John 22 & BURNETT Tom 88*	D 6	SHEIDOW PARK	2	1992/93
1	8th	115	HALL John 18 & GIBBIE John 164*	D 5	MITSUBISHI	11	1993/94
2	8th	115	LUONG Bang 27 & BELL Geoff 98*	D 5	WESTMINSTER O.	10	1997/98
3	8th	73	GIBBIE John 103 & COPLEY Steve 52*	D 5	RIDGE PARK	4	1994/95
4	8th	65	BROWN Andrew 24 & COOMBE Peter A 40	D 5	COROMANDEL RAM	1	1993/94
1	9th	72	HUMPHERY Peter 9 & GIBBIE John 164*	D 5	MITSUBISHI	11	1993/94
2	9th	69	GRAHAM Darren 15 & YOUNG Peter 101*	D 6	SHEIDOW PARK	9	2003/04
3	9th	62*	ANDERSON Rob 34* & BROWN Andrew 24*	D 6	COROMANDEL	7	1996/97
4	9th	47	FLAMANK Paul 14 & BARLEY James 103*	D 7	MITCHELL PARK	5	2014/15
1	10th	64	BROWN Andrew 45 & JOYCE Steve 21*	D 5	COROMANDEL RAM	11	1994/95
2	10th	64	SHEARER Duncan 0 & YOUNG Peter 101*	D 6	SHEIDOW PARK	9	2003/04
3	10th	54*	HUCKSTEPP Craig 3* & WILKIN Anthony 53*	D 6	MODBURY HEIGHT	7	1991/92
4	10th	51	YOUNG Peter 25 & WILSON Jarrod 22*	D 6	SOUTH ROAD	6	2001/02

BEST BATTING/BOWLING ALLROUNDERS IN CAREER IN DIVISION 1

Rank	Player Name	Debut	Yrs	Gam	Batting Runs Ave	Bowling Wkts Ave	COTY Points	ALLrnd Matches 50&5 40&4 30&3	Season 200&20
2000 RUNS & 200 WICKETS									
1	WILLIAMS John	1985/86	14	142	3147 27.8	312 15.6	7515	1 1 10	7
1000 RUNS & 100 WICKETS									
2	CONLEY Andrew	1988/89	19	164	4291 28.6	158 21.2	6503	1 1 4	3
500 RUNS & 50 WICKETS									
3	COOMBE Peter A	1985/86	8	59	622 29.6	153 16.6	2764	- - -	-
4	BURTENSHAW Dave	1997/98	7	60	581 13.2	137 16.6	2499	- 1 1	-
300 RUNS & 30 WICKETS									
5	WILKIN Anthony	1991/92	11	92	374 8.1	212 17.1	3342	- - -	-
6	BROWNE Noel	1990/91	7	74	444 12.7	109 25.9	1970	- - 2	-
7	MITCHELL Rick	1990/91	4	31	974 31.4	36 20.9	1478	- - -	-

MOST WICKETKEEPING DISMISSALS IN CAREER IN DIVISION 1

Rank	Player Name	Debut	Yrs	Gam	Games Kept	Dismissals Ct St Total	per Game	Innings 5w 4w 3w	20 in Season	Total Byes	Byes/ Game
1	FORSTER Tony	1985/86	13	144	142	204 98 302	2.13	6 15 32	10	306	2.15
2	SCHULTZ Kristian	1998/99	9	95	54	76 8 84	1.56	3 1 4	2	124	2.30
3	HUXTABLE Andrew	2001/02	4	27	20	33 3 36	1.80	- 3 1	-	44	2.20
4	TEMBY Paul	2001/02	5	39	21	31 5 36	1.71	- 2 2	1	38	1.81
5	NOBLE Bob	1985/86	5	13	6	8 7 15	2.50	- - 2	-	16	2.67

ALL TIME BEST PARTNERSHIPS FOR EACH WICKET IN DIVISION 1

Rank	Wkt	Runs	Player Names	GrDv	Opposition	Rnd	Year
1	1st	151*	DEY Richard 52* & DAVIDSON Phil 81*	A 1	COROMANDEL RAM	7	2003/04
2	1st	138	PARHAM Trevor 19 & MITCHELL Rick 146	A 1	STATE BANK	11	1990/91
3	1st	136	PAPAGALLO Frank 91 & PARHAM Trevor 60	A 1	PLYMPTON FOOTB	2	1986/87
1	2nd	160	BURNETT Tom 81 & DEANE Andrew 106	A 1	SOUTH ROAD	5	1987/88
2	2nd	141	O'CONNELL Lachlan 146 & KING Russell 44	A 1	MORPHETTville	4	1999/00
3	2nd	140	GIBBIE Mick 71 & GUTSCHE Anton 88*	A 1	PLYMPTON FOOTB	FS	1992/93
1	3rd	153	WILLIAMS Mark 64 & CONLEY Andrew 96	A 1	ICC SHARKS	8	2000/01
2	3rd	140	WILLIAMS Mark 79 & SCHULTZ Kristian 56	A 1	ICC SHARKS	3	2002/03
3	3rd	130	ALSOP Greg 64 & SCHULTZ Kristian 59	A 1	ICC SHARKS	10	2004/05
1	4th	190*	EDWARDS Rob 106* & PARHAM Trevor 105*	A 1	STATE BANK	8	1987/88
2	4th	172	RILEY Ian 45 & CONLEY Andrew 161	A 1	SHEIDOW PARK	10	1995/96
3	4th	89	HEDGER John 54 & WILLIAMS Mark 53	A 1	ST GEORGE	4	1990/91
1	5th	130	WILLIAMS Mark 58 & TUMES John 67	A 1	PLYMPTON FOOTB	8	2001/02
2	5th	124	MYSTUIK Simon 66 & TEMBY Paul 91	A 1	MITCHELL PARK	6	2004/05
3	5th	119*	BURNETT Bill 37* & HARRISON Graham 78*	A 1	ANZ BANK	3	1989/90
1	6th	165	HODGE Andrew 71 & WILLIAMS John 108*	A 1	COROMANDEL RAM	1	1988/89
2	6th	162	BURNETT Bill 108 & WILLIAMS John 106*	A 1	ANZ BANK	10	1990/91
3	6th	140	WEEKS Steve 45 & BURNETT Bill 153	A 1	MITCHELL PARK	2	1995/96
1	7th	96	BURNETT Bill 50 & COOMBE Peter A 80	A 1	MITCHELL PARK	4	1987/88
2	7th	82	BURNETT Bill 56 & WILLIAMS John 42	A 1	HECTORVILLE	11	1989/90
3	7th	81	DEANE Andrew 78 & HOLST Bill 22*	A 1	SOUTH ROAD	3	1988/89
1	8th	98*	COOMBE Peter A 35* & FORSTER Tony 61*	A 1	HECTORVILLE	5	1986/87
2	8th	82*	BURTENSHAW Dave 19* & BURNETT Bill 106*	A 1	GLENELG ANA	10	1997/98
3	8th	78	DEY Richard 25 & HUGHES Peter 64	A 1	SOUTH ROAD	10	1999/00
1	9th	58	WILKIN Anthony 22 & BURTENSHAW Dave 30*	A 1	PANORAMA	3	2000/01
2	9th	54	COOMBE Peter A 29 & HODGE Andrew 34*	A 1	ANZ BANK	7	1987/88
3	9th	48	BROWNE Noel 17 & BARNETT Mick 40	A 1	PLYMPTON FOOTB	1	1993/94
1	10th	44	WILKIN Anthony 10 & CONLEY Andrew 124*	A 1	KESWICK	8	1994/95
2	10th	37*	BURTENSHAW Dave 17* & BEATTIE John 28*	A 1	GLENELG ANA	9	1999/00
3	10th	37	BROWNE Noel 32 & BELL Geoff 15*	A 1	HECTORVILLE	2	1990/91

ALL TIME MOST RUNS IN A SEASON IN DIVISION 1

Rank	Player Name	Ga	Inn	NO	Runs	Ave	Innings Hi 100>50>30>10 >0*	Scores 0 1 2 3 4 5 6 7 8 9	% Tm	% Cr	Strokes 6s 4s 1s	Year & Div
1	FORSTER Tony	12	14	-	522	37.3	114	2 2 1 4 4 1	20	50	14 53 129	1997/98 1
2	BURNETT Bill	13	12	1	519	47.2	80	- 5 2 4 1 -	19	47	2 47 149	1994/95 1
3	HEDGER John	12	12	2	512	51.2	107*	2 2 3 3 2 -	21	61	15 38 121	1991/92 1
4	CONLEY Andrew	11	12	-	475	39.6	161	1 1 3 5 2 -	20	46	3 60 111	1995/96 1
5	O'CONNELL Lachlan	8	9	-	431	47.9	109	2 3 - 2 1 1	25	72	23 35 59	2000/01 1
6	FORSTER Tony	10	10	1	428	47.6	81	- 5 2 2 1 -	20	55	10 37 104	1996/97 1
7	O'CONNELL Lachlan	9	11	-	424	38.5	68	- 4 3 3 -	1	23	68 11 56 56	2001/02 1
8	KING Russell	11	11	-	412	37.5	82	- 3 3 3 2 -	19	43	10 37 93	1999/00 1

ALL TIME MOST WICKETS IN A SEASON IN DIVISION 1

Rank	Player Name	Ga	In	Overs	Mdn	Runs	Wkts	Ave	Innings Best	Figures 6w 5w 4w 3w	Ba/ Wkt	Run/ Over	% Tm	Year & Div
1	WILKIN Anthony	11	14	227.5	42	733	47	15.6	6/43	1 2 4 3	29	3.2	41	2000/01 1
2	BROWNE Noel	13	13	153.2	17	511	34	15.0	5/39	- 3 1 3	27	3.3	28	1991/92 1
3	WILLIAMS John	12	14	178.3	38	454	33	13.8	6/36	1 1 2 1	32	2.5	27	1989/90 1
4	BURTENSHAW Dave	10	13	186.4	48	527	33	16.0	5/59	- 1 2 5	34	2.8	31	2000/01 1
5	COOMBE Peter A	10	12	128.5	15	428	31	13.8	9/61	1 - 1 4	25	3.3	30	1989/90 1
6	EDWARDS Shaun	11	13	171.2	24	778	31	25.1	6/51	2 - 3 1	33	4.5	37	2005/06 1
7	WILLIAMS John	12	12	162.2	50	317	30	10.6	5/22	- 1 2 3	32	2.0	27	1991/92 1
8	DENIET Scott	11	12	170.4	37	458	30	15.3	5/35	- 1 2 3	34	2.7	29	2002/03 1

BEST BATTING/BOWLING ALLROUNDERS IN CAREER IN DIVISION 2

Rank	Player Name	Debut	Yrs	Gam	Batting Runs Ave	Bowling Wkts Ave	COTY Points	ALLrnd Matches 50&5 40&4 30&3	Season 200&20
1000 RUNS & 100 WICKETS									
1	CRAIGIE Grant	1986/87	12	94	1732 21.1	138 23.0	3664	- 3 -	1
2	GIBBIE Mick	1996/97	5	50	1601 32.7	106 19.7	3085	- 2 9	4
500 RUNS & 50 WICKETS									
3	HARPER Brent	2007/08	3	37	789 23.9	64 13.9	1685	1 - 2	1
4	DENIET Josh	2009/10	7	61	775 18.5	63 27.7	1657	- - -	-
5	SMITH John	1986/87	11	54	630 16.2	56 25.6	1414	- 1 -	-
6	COOMBE Peter A	1983/84	5	27	648 54.0	53 15.7	1390	- 2 2	2
300 RUNS & 30 WICKETS									
7	WILKIN Anthony	1991/92	8	66	497 12.7	158 14.2	2709	- - -	-

MOST WICKETKEEPING DISMISSALS IN CAREER IN DIVISION 2

Rank	Player Name	Debut	Yrs	Gam	Games Kept	Dismissals Ct St Total	per Game	Innings 5w 4w 3w	20 in Season	Total Byes	Byes/ Game
1	HUXTABLE Andrew	1991/92	11	77	42	52 19 71	1.69	2 2 4	2	132	3.14
2	BALYM Anton	2014/15	3	37	35	28 26 54	1.54	- 1 6	1	108	3.09
3	FULLER Paul	1991/92	11	88	41	46 7 53	1.29	- 2 3	-	65	1.59
4	PEARCE Darren	1991/92	3	31	31	34 7 41	1.32	- - 5	-	49	1.58
5	LIPSETT Wes	2009/10	8	69	20	35 3 38	1.90	1 3 3	1	19	0.95

ALL TIME BEST PARTNERSHIPS FOR EACH WICKET IN DIVISION 2

Rank	Wkt	Runs	Player Names	GrDv	Opposition	Rnd	Year
1	1st	211*	LIPSETT Wes 104* & SCHULTZ Kristian 100*	A 2	SHEIDOW PARK	4	2013/14
2	1st	178	FERGUSON Haimish 95 & BALYM Anton 76	A 2	MITCHELL PARK	7	2017/18
3	1st	136	ROWE Brenton 46 & ALSOP Greg 88	B 2	SOUTH PARK	5	2000/01
1	2nd	194	SCHMIAUKE Marc 88 & BELSAK Andrew 117	A 2	MORPHETTville	3	2015/16
2	2nd	141	SCHULTZ Kristian 83 & LIPSETT Wes 89	A 2	PLYMPTON FOOTB	4	2009/10
3	2nd	138	CONLEY Andrew 65 & LIPSETT Wes 101	A 2	WESTERN YOUTH	6	2013/14
1	3rd	134	GIBBIE Mick 98 & TEMBY Paul 78*	B 2	KENILWORTH	4	2002/03
2	3rd	132	EDWARDS Rob 51 & GIBBIE Mick 113*	B 2	SEACOMBE SALV'	5	1998/99
3	3rd	114	HUGHES Peter 45 & EDWARDS Rob 92	B 2	SOUTH PARK	8	1999/00
1	4th	146	RICHARDSON Dan 74 & EDWARDS Rob 135*	B 2	SHEIDOW PARK	2	1998/99
2	4th	130	HUGHES Peter 84 & FULLER Paul 49	B 2	HECTORVILLE	7	2000/01
3	4th	103*	ALSOP Greg 51* & HUXTABLE Andrew 53*	B 2	WESTMINSTER O.	2	2000/01
1	5th	160	LIPSETT Wes 69 & HARPER Brent 96	A 2	KESWICK	GF	2009/10
2	5th	90	TEMBY Paul 65 & WOOD Craig 53*	A 2	COROMANDEL RAM	2	2007/08
3	5th	86	McNAMARA Trinity 51 & CRAIGIE Grant 31	B 2	KENILWORTH	3	1996/97
1	6th	129	TEMBY Paul 86 & DEY Richard 55	A 2	SOUTH ROAD	6	2008/09
2	6th	115	COOMBE Peter A 45 & BURNETT Bill 110	A 2	KARANA	FS	1984/85
3	6th	108	EDWARDS Rob 48 & HODGE Andrew 76*	A 2	KENILWORTH	8	1984/85
1	7th	109	SHIPP Andrew 43 & COOMBE Peter A 58	B 2	KESWICK	9	1987/88
2	7th	101	HALL Michael 140 & HARGRAVES Craig 32	B 2	SHEIDOW PARK	6	1994/95
3	7th	98	COOMBE Peter A 33 & WILLIAMS John 63	A 2	SEAVIEW DOWNS	11	1984/85
1	8th	85	MARSHALL Ashley 28 & DENIET Josh 67*	A 2	GLENELG ANA	8	2014/15
2	8th	78	SMITH John 17 & PERRYMAN Gavin 100	B 2	MITCHELL PARK	2	1994/95
3	8th	65	HOLST Bill 66 & BELL Geoff 20*	B 2	SEAVIEW DOWNS	10	1987/88
1	9th	119	MARSHALL Ashley 39 & TONKIN Andrew 61*	A 2	KESWICK	4	2008/09
2	9th	75	CONROY Brian 98 & CRAM Don 53	B 2	KENILWORTH	3	1987/88
3	9th	66	PAPAGALLO Frank 33 & FORSTER Tony 27*	A 2	SEAVIEW DOWNS	11	1984/85
1	10th	81	RUSSELL Nic 68 & DENIET Josh 21*	A 2	WESTERN YOUTH	6	2011/12
2	10th	79	WILLIAMS Scott 19 & BARKER Terry 59*	A 2	KESWICK	2	1983/84
3	10th	60	WILLIAMS Scott 29 & SMITH John 32*	B 2	COROMANDEL	3	2003/04

ALL TIME MOST RUNS IN A SEASON IN DIVISION 2

Rank	Player Name	Ga	Inn	NO	Runs	Ave	Innings Hi 100>50>30>10 >0*	% Tm	% Cr	Strokes 6s 4s 1s	Year & Div
1	GIBBIE Mick	12	12	1	576	52.4	98 - 5 4 2 - 1	23	54	11 67 150	2002/03 2
2	ALSOP Greg	11	12	2	440	44.0	106 1 3 - 6 2 -	21	55	7 49 98	2000/01 2
3	BURNETT Bill	11	12	3	438	48.7	111* 1 1 4 4 2 -	21	53	- 36 155	1983/84 2
4	BURNETT Bill	13	13	1	434	36.2	110* 2 - 3 4 3 1	17	55	5 34 135	1984/85 2
5	EDWARDS Rob	12	12	1	413	37.5	135* 1 1 5 2 1 2	19	45	9 36 124	1998/99 2
6	BELSAK Andrew	10	11	-	398	36.2	117 1 2 1 5 2 -	21	59	12 48 70	2015/16 2
7	LIPSETT Wes	12	12	-	395	32.9	89 - 5 1 1 4 1	18	41	4 31 118	2009/10 2
8	LIPSETT Wes	12	10	-	379	37.9	79 - 3 2 3 2 -	20	51	3 47 75	2014/15 2

ALL TIME MOST WICKETS IN A SEASON IN DIVISION 2

Rank	Player Name	Ga	In	Overs	Mdn	Runs	Wkts	Ave	Innings Best	Figures 6w 5w 4w 3w	Ba/ Wkt	Run/ Over	% Tm	Year & Div
1	WILKIN Anthony	13	14	207.3	57	514	38	13.5	6/10	2 - 1 4	33	2.5	28	2002/03 2
2	PAPAGALLO Frank	11	11	145.3	22	470	34	13.8	6/20	2 1 1 3	26	3.2	33	1984/85 2
3	HARPER Brent	13	13	104	17	315	31	10.2	5/35	- 1 2 4	20	3.0	25	2009/10 2
4	WILKIN Anthony	12	14	174.1	49	425	31	13.7	6/80	1 - 1 5 3	34	2.4	29	1998/99 2
5	WOOD Craig	9	10	109.3	15	400	30	13.3	6/39	1 1 2 2	22	3.7	33	2007/08 2
6	ISLAM Robiul	11	11	143.5	35	409	30	13.6	6/45	1 1 - 6	29	2.8	36	2013/14 2
7	PAPAGALLO Frank	10	12	151	30	408	29	14.1	5/55	- 1 1 4	31	2.7	27	1983/84 2
8	BELL Geoff	8	9	140.4	34	439	28	15.7	5/37	- 2 2 2	30	3.1	37	1986/87 2

BEST BATTING/BOWLING ALLROUNDERS IN CAREER IN DIVISION 3

Rank	Player Name	Debut	Yrs	Gam	Batting Runs Ave	Bowling Wkts Ave	COTY Points	ALLrnd Matches 50&5 40&4 30&3	Season 200&20
500 RUNS & 50 WICKETS									
1	CRAIGIE Grant	1985/86	8	51	900 22.0	72 18.6	1908	- 1 3	1
300 RUNS & 30 WICKETS									
2	DEANE Andrew	1984/85	2	16	387 29.8	66 12.2	1311	1 2 1	1
3	DENIET Josh	2008/09	3	23	300 21.4	55 10.5	1070	- 3 1	1
200 RUNS & 20 WICKETS									
4	SMITH John	1982/83	8	43	609 19.0	25 24.8	959	- - -	-
5	ROWE Brenton	2001/02	6	44	560 13.3	23 21.7	882	- - -	-
6	MARSHALL Ashley	2001/02	4	25	218 10.4	47 16.2	876	- - -	-

MOST WICKETKEEPING DISMISSALS IN CAREER IN DIVISION 3

Rank	Player Name	Debut	Yrs	Gam	Games Kept	Dismissals Ct St Total	per Game	Innings 5w 4w 3w	20 in Season	Total Byes	Byes/ Game
1	FULLER Paul	1995/96	3	24	23	40 4 44	1.91	- 2 5	1	47	2.04
2	NOBLE Bob	1982/83	5	34	20	25 7 32	1.60	- 2 2	-	53	2.65
3	BARKER Terry	1982/83	2	12	12	16 8 24	2.00	- 2 1	1	36	3.00
4	BALYM Anton	2016/17	1	16	15	12 10 22	1.47	- 1 1	1	40	2.67
5	MARKS Greg	2009/10	3	28	17	17 4 21	1.24	- - 2	-	27	1.59

ALL TIME BEST PARTNERSHIPS FOR EACH WICKET IN DIVISION 3

Rank	Wkt	Runs	Player Names	GrDv	Opposition	Rnd	Year
1	1st	242*	BALYM Anton 104* & FERGUSON Haimish 140*	A 3	SHEIDOW PARK	3	2016/17
2	1st	117	FERGUSON Haimish 73 & BALYM Anton 40	A 3	SOUTH ROAD	12	2016/17
3	1st	115	SMITH John 27 & DALY Mick 84	B 3	KESWICK	9	1984/85
1	2nd	180	BALYM Anton 81 & SCHMIAUKE Marc 112	A 3	COROMANDEL RAM	4	2016/17
2	2nd	140	BURNETT Tom 84 & PARHAM Trevor 101	A 3	KARANA	1	1982/83
3	2nd	139	GIBBIE Mick 87 & DAVIDSON Phil 86	B 3	SOUTH ROAD	11	2001/02
1	3rd	118	McNAMARA Trinity 71 & PALMER Dave 91	B 3	WESTMINSTER O.	6	2008/09
2	3rd	110	WILLIAMS Mark 56 & HUGHES Peter 78	B 3	COROMANDEL RAM	8	1995/96
3	3rd	109	CONROY Brian 52 & NOBLE Bob 65	B 3	HECTORVILLE	7	1984/85
1	4th	151	NOBLE Bob 92 & HUGHES Peter 81	B 3	ROSEWATER	9	1985/86
2	4th	137	CONROY Brian 65 & SHIPP Andrew 115*	B 3	SOUTH ROAD	5	1985/86
3	4th	114	BURNETT Bill 55 & NOBLE Bob 85	A 3	NETLEY	10	1982/83
1	5th	111	JENNINGS Leigh 45 & BURNETT Bill 133*	A 3	HECTORVILLE	3	1982/83
2	5th	93	GIBBIE Dom 31 & CRAIGIE Grant 78	B 3	MODBURY HEIGHT	6	1995/96
3	5th	85	CRAIGIE Grant 56 & HALL Michael 47	B 3	SEAVIEW O.S.	5	1995/96
1	6th	106	WILLIAMS Rowan 38 & HUGHES Peter 107*	B 3	KESWICK	4	2010/11
2	6th	83	CRAIGIE Grant 24 & PARHAM Trevor 92	B 3	COROMANDEL RAM	8	1990/91
3	6th	78	TONKIN Andrew 41 & LIGHTFOOT Derek 83*	B 3	KESWICK	3	2009/10
1	7th	96	HODGE Andrew 66 & CRAIGIE Grant 76	B 3	KENILWORTH	11	1990/91
2	7th	87	DEY Richard 70 & DENIET Josh 36*	B 3	ICC SHARKS	3	2008/09
3	7th	85	CRAIGIE Grant 48 & DAVIDSON Phil 81	B 3	ADELAIDE CAVAL	4	1995/96
1	8th	69	FERGUSON Lachlan 50 & DENIET Josh 40*	A 3	HAMILTON	11	2016/17
2	8th	56*	BELL Geoff 36* & CURRAN John 26*	B 3	MODBURY HEIGHT	1	1989/90
3	8th	54*	SANTOS John 11* & CRAIGIE Grant 50*	B 3	COROMANDEL	4	1989/90
1	9th	92	WILKIN Anthony 46 & SMITH John 40	B 3	SOUTH PARK	9	2005/06
2	9th	62	COOMBE Peter A 53 & NOBLE Bob 24*	B 3	SHEIDOW PARK	1	1990/91
3	9th	46	PALMER Dave 91 & PUGH Ben 16*	B 3	WESTMINSTER O.	6	2008/09
1	10th	51*	WILLCOX Steve 30* & PEARCE Mike 36*	B 3	HECTORVILLE	11	1989/90
2	10th	50	MYSTUIK Simon 31 & WILSON Jarrod 22*	B 3	SHEIDOW PARK	7	2008/09
3	10th	49	SHIPP Andrew 83 & HODGE David 14*	B 3	COROMANDEL RAM	4	1985/86

ALL TIME MOST RUNS IN A SEASON IN DIVISION 3

Rank	Player Name	Ga	Inn	NO	Runs	Ave	Innings Hi 100>50>30>10 >0*	% Tm	% Cr	Strokes 6s 4s 1s	Year & Div
1	ALSOP Greg	13	12	1	667	60.6	118 3 2 4 1 2 -	27	58	24 65 119	2001/02 3
2	BALYM Anton	16	15	4	584	53.1	104* 1 3 4 4 3 -	19	41	- 74 156	2016/17 3
3	CONROY Brian	13	13	-	438	33.7	103 1 4 1 2 4 1	15	63	24 39 78	1985/86 3
4	BURNETT Bill	11	11	5	432	72.0	133* 1 2 2 5 1 -	20	47	1 54 159	1982/83 3
5	BODEN Nick	13	12	1	430	39.1	87 - 3 3 5 -	17	52	8 56 76	2016/17 3
6	EDWARDS Rob	11	11	2	416	46.2	107* 2 2 1 3 3 -	22	47	5 39 127	1990/91 3
7	FERGUSON Haimish	14	13	1	413	34.4	140* 1 1 3 3 5 -	15	57	2 62 78	2016/17 3
8	GIBBIE Mick	9	10	2	381	47.6	119 1 2 1 2 4 -	20	45	12 36 80	2001/02 3

ALL TIME MOST WICKETS IN A SEASON IN DIVISION 3

Rank	Player Name	Ga	In	Overs	Mdn	Runs	Wkts	Ave	Innings Best 6w 5w 4w 3w	Ba/ Wkt	Run/ Over	% Tm	Year & Div
1	DENIET Josh	16	15	170.5	67	310	48	6.5	7/26 1 2 4 2	21	1.8	32	2016/17 3
2	DEANE Andrew	9	16	197	45	543	45	12.1	5/26 - 3 3 4	26	2.8	34	1984/85 3
3	BEATTIE John	12	13	117.2	32	322	31	10.4	4/14 - - 2 4	23	2.7	25	2001/02 3
4	BELL Geoff	8	15	174.3	41	390	31	12.6	5/44 - 1 2 3	34	2.2	27	1984/85 3
5	COOMBE Peter A	8	11	100.4	17	330	30	11.0	4/39 - - 4 3	20	3.3	31	1982/83 3
6	BELL Geoff	11	14	140.1	25	451	29	15.6	7/43 1 1 1 2	29	3.2	23	1982/83 3
7	CRAIGIE Grant	12	12	131.5	25	370	27	13.7	7/34 1 - 1 3	29	2.8	25	1995/96 3
8	CRAIGIE Grant	12	15	163.4	26	467	26	18.0	5/38 - 2 1 2	38	2.9	20	1990/91 3

BEST BATTING/BOWLING ALLROUNDERS IN CAREER IN DIVISION 4

Rank	Player Name	Debut	Yrs	Gam	Batting Runs Ave	Bowling Wkts Ave	COTY Points	ALLrnd Matches 50&5 40&4 30&3	Season 200&20
1000 RUNS & 100 WICKETS									
1	SMITH John	1981/82	14	81	1330 25.6	150 15.0	3430	1 1 3	1
2	MARSHALL Ashley	1999/00	10	92	1208 14.9	151 18.8	3322	- - 3	1
300 RUNS & 30 WICKETS									
3	BROWN David F	1994/95	6	44	496 14.2	82 18.4	1644	- - -	1
4	SCOTT Ron	1994/95	7	37	462 17.1	69 18.9	1428	- - 2	-
5	BRUSNAHAN Dale	2014/15	3	36	447 22.4	70 16.6	1427	- 1 1	1
6	BELL Geoff	1981/82	5	22	336 30.5	64 11.6	1232	- - 1	-
7	TONKIN Andrew	2002/03	5	37	551 15.7	48 21.5	1223	- - -	-

MOST WICKETKEEPING DISMISSALS IN CAREER IN DIVISION 4

Rank	Player Name	Debut	Yrs	Gam	Games Kept	Dismissals Ct St Total	per Game	Innings 5w 4w 3w	20 in Season	Total Byes	Byes/ Game
1	ROWE Brenton	1997/98	9	61	46	47 2 49	1.07	- 1 2	-	111	2.41
2	COREY Mark	2002/03	2	18	17	22 - 22	1.29	- 1 2	-	15	0.88
3	BARKER Terry	1981/82	1	11	11	16 4 20	1.82	- 1 2	1	28	2.55
4	FERGUSON Haimish	2014/15	2	24	21	15 2 17	0.81	- - 1	-	53	2.52
5	DEY Cameron	1993/94	6	23	18	14 2 16	0.89	- - -	-	84	4.67

ALL TIME BEST PARTNERSHIPS FOR EACH WICKET IN DIVISION 4

Rank	Wkt	Runs	Player Names	GrDv	Opposition	Rnd	Year
1	1st	158	PALMER Dave 59 & TONKIN Andrew 105	B 4	ICC SHARKS	2	2012/13
2	1st	122	FERGUSON Haimish 67 & BARLEY James 82	B 4	WESTERN YOUTH	11	2014/15
3	1st	117	RILEY Ian 54 & McNAMARA Trinity 58	C 4	PANORAMA	5	1994/95
1	2nd	184	CONLEY Andrew 85 & MONAGHAN Scott 114	B 4	SOUTH PARK	11	2013/14
2	2nd	153	HUXTABLE Andrew 92 & McCULLOUGH Mick 66	C 4	COWANDILLA	1	1992/93
3	2nd	143	AITKEN Geoff 85 & SMITH John 53*	B 4	M.P.S.M.	5	1983/84
1	3rd	163	GIBBIE Dom 50 & HUGHES Peter 107	C 4	COROMANDEL	9	1993/94
2	3rd	132	MONAGHAN Scott 52 & BROOKER Christian 113	B 4	SOUTH PARK	10	2014/15
3	3rd	128	HODGE Andrew 81 & SMITH John 97	C 4	BANK SA	7	1998/99
1	4th	140*	JOYCE Steve 56* & PARHAM Trevor 101*	A 4	ANZ BANK	10	1981/82
2	4th	131	JOYCE Steve 66 & HODGE Andrew 72	A 4	SAVINGS BANK S	11	1981/82
3	4th	113	HUGHES Peter 41 & BELL Geoff 105	C 4	RIDGE PARK	7	1993/94
1	5th	109*	BAYLISS Paul 45* & CONLEY Andrew 129*	B 4	HAMILTON	10	2013/14
2	5th	99	BAYLISS Paul 30 & PANSINI Angelo 146	B 4	COROMANDEL RAM	5	2013/14
3	5th	97	FERGUSON Jason 76 & MONAHAN Phil 76	B 4	WESTERN YOUTH	2	2014/15
1	6th	133	MARSHALL Ashley 76 & DEY Richard 68	B 4	SHEIDOW PARK	1	2012/13
2	6th	94	MARKS Greg 42 & HUGHES Peter 123*	B 4	NORTH HAVEN	8	2012/13
3	6th	92	DEY Richard 15 & HUGHES Peter 67	B 4	SHEIDOW PARK	11	2006/07
1	7th	122*	SMITH John 38* & GARRICK Paul 74*	C 4	SHEIDOW PARK	10	1992/93
2	7th	86	TONKIN Andrew 88 & GRAHAM Darren 23*	C 4	WESTERN YOUTH	7	2003/04
3	7th	81	BELL Geoff 34 & BROWN David F 44*	C 4	KESWICK	11	2003/04
1	8th	126*	MARTIN Anthony 43* & MONAGHAN Scott 90*	B 4	MORPHETT VALE	7	2014/15
2	8th	118*	MARSHALL Ashley 45* & DEY Richard 66*	B 4	MORPHETT VALE	6	2015/16
3	8th	101	HUGHES Peter 103 & WEBLEY Troy 95*	B 4	WESTERN YOUTH	11	2007/08
1	9th	67*	MARSHALL Ashley 15* & WILSON Gary 75*	B 4	MITCHELL PARK	FS	2015/16
2	9th	60*	MILDREN Bryan 11* & MARTIN Anthony 38*	B 4	SOUTH ROAD	6	2014/15
3	9th	55*	HURCOMBE Peter 33* & BELL Geoff 39*	A 4	NETLEY	8	1981/82
1	10th	80	TONKIN Andrew 64 & SMITH John 18*	C 4	NORTH HAVEN	3	2002/03
2	10th	55	PARR Ashley 30 & SMITH John 22*	C 4	HECTORVILLE	5	2000/01
3	10th	49	ROWE Brenton 24 & WILLIAMS Scott 27*	B 4	PLYMPTON FOOTB	3	2007/08

ALL TIME MOST RUNS IN A SEASON IN DIVISION 4

Rank	Player Name	Ga	Inn	NO	Runs	Ave	Innings Hi 100>50>30>10 >0* 0	% Tm	% Cr	Strokes 6s 4s 1s	Year & Div
1	BURNETT Tom	11	13	4	474	52.7	74 - 1 9 2 1 -	23	40	1 46 212	1981/82 4
2	CONLEY Andrew	8	8	2	413	68.8	129* 1 3 1 2 1 -	26	52	5 63 93	2013/14 4
3	SMITH John	10	11	3	406	50.8	83* - 5 - 3 3 -	20	38	- 33 185	1983/84 4
4	MONAHAN Phil	12	12	-	400	33.3	69 - 3 3 4 1 1	18	62	11 56 64	2007/08 4
5	HUGHES Peter	12	12	-	372	31.0	103 1 1 3 4 2 1	16	52	- 59 77	2007/08 4
6	PARHAM Trevor	11	11	2	359	39.9	101* 1 1 3 3 2 1	17	54	5 46 93	1981/82 4
7	COREY Mark	9	11	3	357	44.6	73* - 3 2 3 1 2	24	47	- 22 111	2002/03 4
8	WILSON Gary	9	9	3	355	59.2	75* - 4 2 1 1 1	21	62	20 38 50	2015/16 4

ALL TIME MOST WICKETS IN A SEASON IN DIVISION 4

Rank	Player Name	Ga	In	Overs	Mdn	Runs	Wkts	Ave	Innings Best 6w 5w 4w 3w	Figures 6w 5w 4w 3w	Ba/ Wkt	Run/ Over	% Tm	Year & Div
1	BELL Geoff	11	15	172.2	48	411	44	9.3	7/40	2 1 3 2	24	2.4	33	1981/82 4
2	STEER Peter	9	13	200.4	37	537	39	13.8	7/14	2 1 - 3	31	2.7	32	1983/84 4
3	SMITH John	9	9	113.4	23	418	31	13.5	7/39	1 2 1 1	22	3.7	39	1992/93 4
4	SMITH John	11	11	106.1	27	263	29	9.1	7/31	1 2 1 2	22	2.5	27	1998/99 4
5	BRUSNAHAN Dale	12	13	129	24	432	29	14.9	4/10	- - 3 1	27	3.3	25	2014/15 4
6	MARSHALL Ashley	11	12	139	31	405	26	15.6	4/30	- - 1 3	32	2.9	29	2012/13 4
7	SCOTT Ron	10	14	180	46	391	25	15.6	7/51	1 1 - -	43	2.2	25	1997/98 4
8	BROWN David F	12	13	149.2	31	462	25	18.5	4/25	- - 2 1	36	3.1	22	1998/99 4

BEST BATTING/BOWLING ALLROUNDERS IN CAREER IN DIVISION 5

Rank	Player Name	Debut	Yrs	Gam	Batting Runs Ave	Bowling Wkts Ave	COTY Points	ALLrnd Matches 50&5 40&4 30&3	Season 200&20
1000 RUNS & 100 WICKETS									
1	GIBBIE John	1993/94	5	44	1217 30.4	105 16.4	2687	- 1 5	3
500 RUNS & 50 WICKETS									
2	BELL Geoff	1980/81	7	59	1760 30.3	61 17.3	2614	- 2 4	1
3	MARSHALL Ashley	1997/98	5	56	959 19.6	116 16.5	2583	- - 3	1
4	SMITH John	1982/83	8	60	728 19.7	94 16.6	2044	- - 1	-
5	BROWN David F	1995/96	7	44	550 14.9	87 17.0	1768	- - 2	-
300 RUNS & 30 WICKETS									
6	McNAMARA Trinity	1993/94	5	21	440 23.2	60 13.3	1280	1 1 2	-
7	WILLCOX Steve	1991/92	10	35	427 13.3	43 25.7	1029	- - -	-

MOST WICKETKEEPING DISMISSALS IN CAREER IN DIVISION 5

Rank	Player Name	Debut	Yrs	Gam	Games Kept	Dismissals Ct St Total	per Game	Innings 5w 4w 3w	20 in Season	Total Byes	Byes/ Game
1	BROWN Andrew	1993/94	10	87	73	62 25 87	1.19	- 2 4	-	523	7.16
2	HUXTABLE Andrew	1991/92	6	39	20	25 4 29	1.45	- - -	-	72	3.60
3	DEY Cameron	1991/92	9	50	18	21 3 24	1.33	- - 1	-	60	3.33
4	MANOS George	1982/83	1	10	10	14 6 20	2.00	- - 2	1	65	6.50
5	COREY Mark	2001/02	1	11	11	12 - 12	1.09	- - 2	-	24	2.18

ALL TIME BEST PARTNERSHIPS FOR EACH WICKET IN DIVISION 5

Rank	Wkt	Runs	Player Names	GrDv	Opposition	Rnd	Year
1	1st	148	BURNETT Bill 52 & HODGE Andrew 87	A 5	SOUTH ROAD	12	1980/81
2	1st	123	GIBBIE Mick 37 & BELL Geoff 74	D 5	PLYMPTON FOOTB	11	2000/01
3	1st	119	BELL Geoff 51 & GIBBIE Dom 55	D 5	ST GEORGE	2	2000/01
1	2nd	131	GIBBIE Dom 59 & BELL Geoff 102*	D 5	MITCHELL PARK	1	1998/99
2	2nd	130	BURNETT Bill 75 & BURNETT Tom 86*	A 5	HECTORVILLE	5	1980/81
3	2nd	111	WOOD Shane 67 & EDWARDS Rob 113	C 5	ICC SHARKS	7	1996/97
1	3rd	181	BELL Geoff 56 & HODGE Andrew 123	D 5	HECTORVILLE	3	1997/98
2	3rd	179	THOMSON Peter 118 & COLTON Don 75*	D 5	MODBURY HEIGHT	7	1994/95
3	3rd	147	HUXTABLE Andrew 46 & EDWARDS Rob 188	C 5	SOUTHERN	10	1995/96
1	4th	228*	CONROY Brian 153* & NOBLE Bob 65*	B 5	KENILWORTH	7	1982/83
2	4th	168*	SHAW Phil 100* & YOUNG Peter 123*	C 5	KESWICK	4	1991/92
3	4th	168	HOPPENBROUWERS Ron 63 & HODGE Andrew 112	D 5	KENILWORTH	9	1994/95
1	5th	204*	BROWN David F 71* & PARHAM Trevor 179*	C 5	ST GEORGE	9	2004/05
2	5th	148	HODGE Andrew 104 & BURNETT Bill 46*	A 5	KESWICK	9	1980/81
3	5th	135	GIBBIE John 52 & LANDORF Jason 95	D 5	NORWOOD UNION	1	1994/95
1	6th	109*	STEER Peter 32* & CONROY Brian 156*	B 5	ADELAIDE CAVAL	9	1982/83
2	6th	96	McMAHON Danny 44 & GIBBIE John 63	D 5	NORWOOD UNION	10	1994/95
3	6th	88*	WATTERS Jason 36* & MELLORS Greg 46*	D 5	KESWICK	9	2000/01
1	7th	107*	GIBBIE John 61* & HODGE Andrew 56*	D 5	HECTORVILLE	FS	1997/98
2	7th	82*	BELL Geoff 15* & RUSSELL Nic 136*	C 5	ST GEORGE	3	2008/09
3	7th	78	HALL Michael 30 & GIBBIE Dom 53	C 5	COWANDILLA	1	1991/92
1	8th	115	HALL John 18 & GIBBIE John 164*	D 5	MITSUBISHI	11	1993/94
2	8th	115	LUONG Bang 27 & BELL Geoff 98*	D 5	WESTMINSTER O.	10	1997/98
3	8th	81*	SMITH John 26* & MYSTUIK Simon 57*	C 5	ICC SHARKS	1	2008/09
1	9th	72	HUMPHERY Peter 9 & GIBBIE John 164*	D 5	MITSUBISHI	11	1993/94
2	9th	52	HODGE David 19 & JENNINGS Tony 44	B 5	SOUTHERN UNITE	2	1982/83
3	9th	47	MARSHALL Ashley 23 & SMITH John 24	C 5	WESTMINSTER O.	9	2001/02
1	10th	64	BROWN Andrew 45 & JOYCE Steve 21*	D 5	COROMANDEL RAM	11	1994/95
2	10th	52	BLACK Paul 39 & SMITH John 12*	C 5	NORTH HAVEN	9	1991/92
3	10th	46	MADDERN Ashley 32 & SMITH John 18*	C 5	SHEIDOW PARK	8	1995/96

ALL TIME MOST RUNS IN A SEASON IN DIVISION 5

Rank	Player Name	Ga	Inn	NO	Runs	Ave	Innings Hi 100>50>30>10 >0* 0	% Tm	% Cr	Strokes 6s 4s 1s	Year & Div
1	EDWARDS Rob	11	12	2	678	67.8	188 1 5 2 4 - -	29	56	19 73 160	1995/96 5
2	CONROY Brian	11	13	2	628	57.1	156* 2 3 1 2 3 2	25	68	45 55 92	1982/83 5
3	HODGE Andrew	13	14	2	596	49.7	123 1 5 2 3 2 1	22	52	4 81 130	1997/98 5
4	HODGE Andrew	12	12	2	512	51.2	104 1 5 1 3 1 1	24	57	15 61 95	1980/81 5
5	BELL Geoff	13	14	2	503	41.9	98* - 5 2 4 3 -	19	41	2 31 223	1997/98 5
6	FERGUSON Jason	11	10	-	445	44.5	88 - 4 3 1 2 -	25	65	16 47 120	2013/14 5
7	EDWARDS Rob	12	14	3	437	39.7	113 1 2 4 1 5 1	20	51	11 55 99	1996/97 5
8	TEMBY Paul	7	6	-	428	71.3	138 2 1 1 1 1 -	33	66	26 47 62	2016/17 5

ALL TIME MOST WICKETS IN A SEASON IN DIVISION 5

Rank	Player Name	Ga	In	Overs	Mdn	Runs	Wkts	Ave	Innings Best 6w 5w 4w 3w	Figures Ba/Wkt	Run/ Over	% Tm	Year & Div
1	SINCLAIR Bob	12	16	206.2	53	459	50	9.2	7/24 1 3 2 5	25	2.2	34	1980/81 5
2	MAZURKE Danny	11	13	176.4	35	487	42	11.6	6/38 2 1 2 3	25	2.8	36	1991/92 5
3	PATMORE Dave	6	10	94.5	19	313	33	9.5	5/31 - 2 2 4	17	3.3	37	1982/83 5
4	MARSHALL Ashley	13	14	139.4	35	460	33	13.9	7/13 1 1 1 3	25	3.3	29	2016/17 5
5	GIBBIE John	11	12	100.2	11	473	33	14.3	7/37 3 1 - 2	18	4.7	32	1994/95 5
6	SMITH John	11	12	141.4	35	386	32	12.1	7/68 1 1 2 -	27	2.7	27	2001/02 5
7	BROWN David F	11	13	164.1	36	467	31	15.1	4/36 - - 3 3	32	2.8	27	1999/00 5
8	GIBBIE John	13	14	128.5	17	492	29	17.0	7/78 1 - 2 1	27	3.8	25	1997/98 5

BEST BATTING/BOWLING ALLROUNDERS IN CAREER IN DIVISION 6

Rank	Player Name	Debut	Yrs	Gam	Batting Runs Ave	Bowling Wkts Ave	COTY Points	ALLrnd Matches 50&5 40&4 30&3	Season 200&20
1000 RUNS & 100 WICKETS									
1	GIBBIE John	1991/92	4	43	1049 29.1	138 13.1	2981	1 4 4	2
500 RUNS & 50 WICKETS									
2	BELL Geoff	1992/93	10	69	1660 27.2	81 13.6	2794	- 3 2	3
3	BROWN David F	1995/96	9	65	643 14.0	75 17.2	1693	- - 2	-
4	WILLCOX Steve	1989/90	6	34	703 20.7	64 18.1	1599	- 1 5	1
5	GREEN Anthony	2001/02	8	47	565 19.5	73 19.8	1587	- - 1	-
6	SMITH John	1981/82	9	46	500 20.0	52 15.2	1228	- - -	-
300 RUNS & 30 WICKETS									
7	BROWNE Noel	1992/93	7	37	466 23.3	65 22.6	1376	- - -	-

MOST WICKETKEEPING DISMISSALS IN CAREER IN DIVISION 6

Rank	Player Name	Debut	Yrs	Gam	Games Kept	Dismissals Ct St Total	per Game	Innings 5w 4w 3w	20 in Season	Total Byes	Byes/ Game
1	BROWN Andrew	1995/96	6	61	59	53 24 77	1.31	2 1 6	1	428	7.25
2	FLAMANK Paul	2009/10	5	35	32	37 12 49	1.53	- 1 3	-	98	3.06
3	CRAM Don	1989/90	4	39	34	39 5 44	1.29	- 1 1	-	147	4.32
4	MANOS George	1981/82	1	10	10	20 8 28	2.80	- 1 1	1	141	14.10
5	PEARCE Darren	1989/90	2	13	13	20 2 22	1.69	- 1 2	1	32	2.46

ALL TIME BEST PARTNERSHIPS FOR EACH WICKET IN DIVISION 6

Rank	Wkt	Runs	Player Names	GrDv	Opposition	Rnd	Year
1	1st	157	EMERY Peter 122 & BALDOCK Gary 47	D 6	ST MARKS	7	1992/93
2	1st	141	EMERY Peter 80 & GIBBIE John 81	D 6	NORWOOD UNION	4	1992/93
3	1st	130	EMERY Peter 73 & BROWNE Noel 57	D 6	MODBURY HEIGHT	11	1992/93
1	2nd	238*	CRAIGIE Grant 109* & CONLEY Andrew 163*	C 6	SOUTH ROAD	2	2011/12
2	2nd	186	BURNETT Christian 82 & CONLEY Andrew 126	C 6	ICC SHARKS	4	2009/10
3	2nd	149	CRAIGIE Grant 66 & CONLEY Andrew 90*	C 6	ADELAIDE INDIA	7	2010/11
1	3rd	165	COOMBE Craig 29 & HARRISON Graham 207	D 6	MITCHAM	2	1991/92
2	3rd	159*	GIBBIE Dom 31* & CONLEY Andrew 120*	C 6	COROMANDEL RAM	7	2011/12
3	3rd	148	CONROY Jason 71 & CRAIGIE Grant 108	C 6	PORT NOARLUNGA	2	2014/15
1	4th	128	HODGE David 58 & BROWN Mike 85	C 6	KENILWORTH	11	1990/91
2	4th	116	PEARCE Darren 54 & HODGE David 75	C 6	NORTH HAVEN	6	1990/91
3	4th	109	MYSTUIK Simon 59 & PUGH Ben 68	C 6	WOODCROFT	7	2007/08
1	5th	159	CONROY Brian 111 & BELL Geoff 69	D 6	MODBURY HEIGHT	FS	1992/93
2	5th	129	HODGE David 51 & BURNETT Tom 100*	A 6	KENILWORTH	11	1979/80
3	5th	128	GIBBIE John 69 & HODGE Andrew 85	D 6	COROMANDEL	7	1996/97
1	6th	156	CONROY Brian 97 & SMITH John 100*	D 6	KENILWORTH	4	1991/92
2	6th	132	WILLCOX Steve 70 & SIDON Brendon 61	C 6	WOODCROFT	7	2007/08
3	6th	104*	GREEN Anthony 51* & LIGHTFOOT Derek 51*	C 6	SOUTH ROAD	8	2012/13
1	7th	124	SHAW Phil 51 & CONROY Brian 122	C 6	MODBURY HEIGHT	8	1990/91
2	7th	116	HUCKSTEPP Craig 22 & DALY Mick 114*	C 6	MITSUBISHI	1	1990/91
3	7th	97	CRAM Don 45 & DALY Mick 49*	C 6	KENILWORTH	11	1990/91
1	8th	81	WILLCOX Steve 63 & DALY Mick 80	C 6	KESWICK	2	1989/90
2	8th	79*	HUCKSTEPP Craig 20* & CAMERON Scott 86*	C 6	NORWOOD UNION	3	1990/91
3	8th	62	ANDERSON Rob 8 & GIBBIE John 109	D 6	COROMANDEL	GF	1996/97
1	9th	102	MAZURKE Danny 78 & ELLIS Steve 55*	C 6	PLYMPTON FOOTB	2	1990/91
2	9th	82	REVELL Glen 31 & BROWNE Noel 98*	C 6	SHEIDOW PARK	8	2010/11
3	9th	69	GRAHAM Darren 15 & YOUNG Peter 101*	D 6	SHEIDOW PARK	9	2003/04
1	10th	67	RANGER Brenton 35 & HODGE David 70*	B 6	COROMANDEL	2	1981/82
2	10th	64	SHEARER Duncan 0 & YOUNG Peter 101*	D 6	SHEIDOW PARK	9	2003/04
3	10th	61*	CRUICKSHANK Darren 24* & ELLIS Steve 55*	C 6	PLYMPTON FOOTB	2	1990/91

ALL TIME MOST RUNS IN A SEASON IN DIVISION 6

Rank	Player Name	Ga	Inn	NO	Runs	Ave	Innings Hi 100>50>30>10 >0* 0	% Tm	% Cr	Strokes 6s 4s 1s	Year & Div
1	HODGE Andrew	13	12	2	757	75.7	125* 2 6 2 - 2 -	29	52	21 95 157	1996/97 6
2	HARRIS Glenn	14	12	3	693	77.0	137 2 4 3 3 -	31	64	35 76 148	2017/18 6
3	CONLEY Andrew	13	12	3	650	72.2	126 4 2 - 3 3 -	26	47	6 93 169	2009/10 6
4	CRAIGIE Grant	11	11	-	591	53.7	107 1 5 1 3 -	1	26	48 20 64 144	2007/08 6
5	EMERY Peter	8	9	-	535	59.4	155 2 2 2 3 -	29	70	49 43 52	1992/93 6
6	CONLEY Andrew	12	11	4	479	68.4	163* 2 1 2 5 -	1	25	53 9 71 94	2011/12 6
7	DALY Mick	11	11	-	476	43.3	123 1 4 - 3 3 -	22	53	10 63 100	1989/90 6
8	DALY Mick	9	13	1	467	38.9	133* 2 2 - 4 5 -	22	56	8 68 93	1981/82 6

ALL TIME MOST WICKETS IN A SEASON IN DIVISION 6

Rank	Player Name	Ga	In	Overs	Mdn	Runs	Wkts	Ave	Innings Best 6w 5w 4w 3w	Figures Ba/Run/% Wkt/Over/Tm	Year & Div
1	GIBBIE John	12	14	204.2	39	585	57	10.3	6/29 3 3 2 4	22 2.9 43	1996/97 6
2	SINCLAIR Bob	12	19	207.4	77	380	43	8.8	5/14 - 2 2 3	29 1.8 26	1979/80 6
3	PATMORE Dave	11	18	169.5	46	458	41	11.2	6/28 1 3 - 1	25 2.7 26	1981/82 6
4	GIBBIE John	11	12	152.3	26	581	37	15.7	5/21 - 3 3 2	25 3.8 39	1995/96 6
5	KING Dave	8	14	161.1	72	285	33	8.6	6/29 1 1 2 3	29 1.8 29	1979/80 6
6	MAZURKE Danny	12	14	181	49	480	33	14.5	7/34 2 1 - 2	33 2.7 29	1990/91 6
7	JENNINGS Tony	10	16	160	33	460	31	14.8	4/22 - - 3 2	31 2.9 22	1981/82 6
8	HURCOMBE Peter	10	16	163.2	57	333	30	11.1	5/27 - 2 2 1	33 2.0 24	1979/80 6

BEST BATTING/BOWLING ALLROUNDERS IN CAREER IN DIVISION 7

Rank	Player Name	Debut	Yrs	Gam	Batting Runs Ave	Bowling Wkts Ave	COTY Points	ALLrnd Matches 50&5 40&4 30&3	Season 200&20
300 RUNS & 30 WICKETS									
1	BELL Geoff	1980/81	3	21	483 25.4	39 12.4	1029	1 - -	1
2	SMITH John	1980/81	5	35	301 16.7	34 16.7	777	- - 1	-
200 RUNS & 20 WICKETS									
3	PANSINI Angelo	2014/15	3	16	739 61.6	26 13.0	1103	1 - -	-
4	CORNELISSEN Jack	2015/16	1	11	299 42.7	28 7.5	691	- 1 -	1

MOST WICKETKEEPING DISMISSALS IN CAREER IN DIVISION 7

Rank	Player Name	Debut	Yrs	Gam	Games Kept	Dismissals Ct St Total	per Game	Innings 5w 4w 3w	20 in Season	Total Byes	Byes/ Game
1	FLAMANK Paul	2013/14	2	18	15	9 7 16	1.07	- - 2	-	37	2.47
2	MANOS George	1980/81	1	10	9	9 4 13	1.44	- - -	-	54	6.00
3	SMITH Tim	2014/15	3	28	12	10 3 13	1.08	- - 2	-	44	3.67
4	MARKS Greg	2014/15	2	13	9	5 6 11	1.22	- - 1	-	33	3.67
5	CAMPBELL Peter	1980/81	1	3	3	6 1 7	2.33	- - -	-	9	3.00
6	DEY Cameron	2006/07	1	7	4	6 1 7	1.75	- 1 -	-	20	5.00
7	HARRIS Glenn	2015/16	2	28	8	6 1 7	0.88	- - -	-	8	1.00

ALL TIME BEST PARTNERSHIPS FOR EACH WICKET IN DIVISION 7

Rank	Wkt	Runs	Player Names	GrDv	Opposition	Rnd	Year
1	1st	260*	PANSINI Angelo 212* & HUGHES Peter 40*	D 7	HAMILTON	2	2015/16
2	1st	211	HARRIS Glenn 126 & HUGHES Peter 125	D 7	WOODCROFT	FS	2015/16
3	1st	97	TONKIN Andrew 63 & SMITH Tim 25	C 7	SOUTH PARK	FS	2016/17
1	2nd	108	PARHAM Trevor 128 & MITSIOS Taz 58	C 7	SOUTH ROAD	2	2006/07
2	2nd	108	PARHAM Trevor 101 & BELL Geoff 51	C 7	NORTH HAVEN	7	2006/07
3	2nd	81	PANSINI Angelo 126 & MARTIN Anthony 21	C 7	PORT NOARLUNGA	5	2016/17
1	3rd	149	GIBBIE Dom 48 & HARRIS Glenn 172	C 7	KENILWORTH	3	2016/17
2	3rd	125*	CAMPBELL Peter 108* & NOBLE Bob 10*	B 7	PLYMPTON FOOTB	4	1980/81
3	3rd	94	SCHMIAUKE Marc 54 & BROOKER Christian 49	C 7	ICC SHARKS	12	2016/17
1	4th	101	LAMSHED Kym 46 & CRAIGIE Grant 75	D 7	SOUTH ROAD	7	2013/14
2	4th	96*	MANOS George 60* & SMITH John 62*	B 7	HECTORVILLE	10	1980/81
3	4th	92	GIBBIE Chris 63 & HARRIS Glenn 94	D 7	PLYMPTON FOOTB	3	2015/16
1	5th	79	TONKIN Andrew 20 & BARLEY James 103*	D 7	MITCHELL PARK	5	2014/15
2	5th	78	BROWN David F 39 & JORGENSEN Shane 31	C 7	ST GEORGE	3	2006/07
3	5th	72	HARRIS Glenn 172 & TYNSKI Simon 20*	C 7	KENILWORTH	3	2016/17
1	6th	63	BROWN David F 46 & WEBLEY Troy 20	C 7	SHEIDOW PARK	11	2006/07
2	6th	55	SWIFT Andrew 17 & TONKIN Braedon 48	D 7	NORTH HAVEN	10	2014/15
3	6th	53	BROWNE Noel 26 & FULLER Paul 29	D 7	SHEIDOW PARK	10	2013/14
1	7th	70	TYNSKI Simon 55 & SMITH John 20*	D 7	COVE	8	2015/16
2	7th	69	SMITH John 37 & BROWNE Noel 37	C 7	ST GEORGE	3	2006/07
3	7th	59	FLAMANK Paul 16 & TONKIN Andrew 121*	D 7	ST GEORGE	11	2013/14
1	8th	60	CORNELISSEN Jack 73 & SMITH Tim 21*	D 7	NORTH HAVEN	10	2015/16
2	8th	56	MOORE Jason 9 & TONKIN Andrew 121*	D 7	ST GEORGE	11	2013/14
3	8th	46	COX Andrew 3 & PAPAGALLO Frank 22	B 7	KARANA	11	1980/81
1	9th	66	BAILEY Kym 18 & PATMORE Dave 76	B 7	EASTWOOD	7	1980/81
2	9th	47	FLAMANK Paul 14 & BARLEY James 103*	D 7	MITCHELL PARK	5	2014/15
3	9th	38	REA Paul 30 & SMITH John 11*	D 7	SOUTHERN	6	2014/15
1	10th	25	MOORE Nick 8 & TONKIN Braedon 21*	D 7	SOUTHERN	6	2013/14
2	10th	21	WILLIAMS Scott 6 & SMITH John 21*	D 7	PLYMPTON FOOTB	5	2013/14
3	10th	21	BRYSON Brett 6 & CLARIDGE Daniel 16*	D 7	NORTH HAVEN	5	2015/16

ALL TIME MOST RUNS IN A SEASON IN DIVISION 7

Rank	Player Name	Ga	Inn	NO	Runs	Ave	Innings Hi	Scores 100>50>30>10 >0* 0	% Tm	% Cr	Strokes 6s 4s 1s	Year & Div
1	PARHAM Trevor	6	5	-	392	78.4	128	2 2 1 - - -	38	72	15 43 76	2006/07 7
2	HUGHES Peter	11	10	1	364	40.4	125	1 - 4 3 2 -	18	37	1 52 89	2015/16 7
3	CORNELISSEN Jack	11	8	1	299	42.7	88	- 3 - 4 1 -	15	55	9 33 60	2015/16 7
4	HARRIS Glenn	12	10	-	278	27.8	126	1 1 - 3 4 1	12	51	6 39 59	2015/16 7
5	NOBLE Bob	10	13	2	265	24.1	55	- 1 3 7 2 -	16	44	1 31 79	1980/81 7
6	TONKIN Andrew	11	10	2	259	32.4	121*	1 - 1 5 3 -	15	56	13 29 45	2013/14 7
7	BELL Geoff	10	12	-	249	20.8	64	- 1 1 7 2 1	14	55	4 31 75	1980/81 7
8	BELL Geoff	9	7	1	233	38.8	51	- 2 3 1 1 -	16	43	- 27 85	2006/07 7

ALL TIME MOST WICKETS IN A SEASON IN DIVISION 7

Rank	Player Name	Ga	In	Overs	Mdn	Runs	Wkts	Ave	Innings Best	Figures 6w 5w 4w 3w	Ba/ Wkt	Run/ Over	% Tm	Year & Div
1	BELL Geoff	10	14	161.1	34	433	38	11.4	6/33	1 1 4 2	25	2.7	30	1980/81 7
2	CORNELISSEN Jack	11	14	108.2	38	210	28	7.5	5/6	- 1 - 4	23	1.9	22	2015/16 7
3	BRYSON Brett	12	15	113.3	21	356	28	12.7	6/35	1 1 - 1	24	3.1	21	2015/16 7
4	PATMORE Dave	12	15	93	15	309	26	11.9	4/20	- - 1 2	21	3.3	17	1980/81 7
5	WILKIN Anthony	10	8	91.1	21	243	20	12.2	5/21	- 2 1 2	27	2.7	30	2013/14 7
6	PAPAGALLO Frank	4	6	60.1	19	173	18	9.6	7/19	1 - 1 2	20	2.9	44	1980/81 7
7	SMITH John	9	8	65.3	13	233	18	12.9	3/9	- - - 3	22	3.6	27	2006/07 7
8	BROWN David F	8	7	98	22	274	18	15.2	5/34	- 1 - 3	33	2.8	27	2006/07 7

DIVISION 8 RECORDS

MOST GAMES PLAYED IN CAREER IN DIVISION 8

Rank	Player Name	Gam	Grades D	Won-Lost	%Won	Captaincy Games %Won
1	CRAIGIE Grant	15	15	9- 5	63	- -
2	CONLEY Andrew	15	15	7- 7	50	- -
3	WILKIN Anthony	14	14	8- 5	61	- -
4	WILSON Gary	13	13	7- 5	58	- -

MOST RUNS MADE IN CAREER IN DIVISION 8

Rank	Player Name	Gam	Inn	NO	Runs	Ave	Innings Hi	Scores 100 50 30 0	100 Min	Pshps 10050	% Tm	% Cr
1	WILSON Gary	13	11	3	450	56.3	105*	1 3 2 -	2	2 1	24	62
2	CONLEY Andrew	15	12	2	444	44.4	104	1 3 1 1	4	1 4	21	47
3	CRAIGIE Grant	15	13	1	322	26.8	68	- 2 2 -	-	1 3	15	48
4	MONAHAN Phil	10	9	-	244	27.1	73	- 2 2 2	2	2 2	15	43
5	GIBBIE Dom	12	10	1	193	21.4	44	- - 2 -	3	1 2	11	33
6	JELBERT Curtis	2	2	-	173	86.5	114	1 1 -	1	1 1	35	60
7	TONKIN Andrew	9	8	1	74	10.6	17	- - - 1	-	- -	5	53

MOST WICKETS TAKEN IN CAREER IN DIVISION 8

Rank	Player Name	Gam	Overs	Mdn	Runs	Wkts	Ave	Innings Best	Fig 5w 3w	Ba/ Wkt	% Tm
1	WILKIN Anthony	14	103.1	35	216	15	14.4	4/10	- 1	41	17
2	GREEN Anthony	12	98.5	16	310	15	20.7	4/24	- 2	40	19
3	SMITH John	8	50	4	167	11	15.2	4/29	- 2	27	18
4	WOODIFIELD Andrew	10	48.2	6	211	11	19.2	2/15	- -	26	18
5	MASON Steve	11	54.1	3	251	10	25.1	4/30	- 1	33	18
6	CONROY Jason	12	41	6	192	6	32.0	3/12	- 1	41	7

RUNS FROM EACH BATTING POSITION IN CAREER IN DIVISION 8

Player Name	Gam	Opener	No.3	No.4	No.5	No.6	No.7	No.8	No.9	No.10	No.11
WILSON Gary	13	66@ 66	199@199	61@ 15	124@ 62	-@ -	-@ -	-@ -	-@ -	-@ -	-@ -
CONLEY Andrew	15	444@ 44	-@ -	-@ -	-@ -	-@ -	-@ -	-@ -	-@ -	-@ -	-@ -
CRAIGIE Grant	15	-@ -	145@ 36	177@ 22	-@ -	-@ -	-@ -	-@ -	-@ -	-@ -	-@ -
MONAHAN Phil	10	244@ 27	-@ -	-@ -	-@ -	-@ -	-@ -	-@ -	-@ -	-@ -	-@ -
GIBBIE Dom	12	47@ 24	133@ 22	-@ -	5@ -	-@ -	8@ 8	-@ -	-@ -	-@ -	-@ -
JELBERT Curtis	2	-@ -	173@ 87	-@ -	-@ -	-@ -	-@ -	-@ -	-@ -	-@ -	-@ -
TONKIN Andrew	9	-@ -	-@ -	5@ 5	1@ 1	55@ 14	13@ 13	-@ -	-@ -	-@ -	-@ -

MOST WICKETKEEPING DISMISSALS IN CAREER IN DIVISION 8

Rank	Player Name	Gam	Games Kept	Dismissals Ct St Total	per Game	Innings 5w 4w 3w	Total Byes	Byes/ Game
1	FULLER Paul	7	5	5 3 8	1.60	- 2 -	3	0.60
2	TONKIN Andrew	9	4	3 - 3	0.75	- - -	14	3.50

ALL TIME BEST PARTNERSHIPS FOR EACH WICKET IN DIVISION 8

Wkt	Runs	Player Names	GrDv	Opposition	Rnd	Year
1st	145	WILSON Gary 66 & MONAHAN Phil 58	D 8	COROMANDEL RAM	6	2016/17
1st	72	MONAHAN Phil 47 & CONLEY Andrew 46	D 8	COROMANDEL	7	2016/17
1st	69	MONAHAN Phil 35 & CONLEY Andrew 75	D 8	SHEIDOW PARK	2	2016/17
2nd	184	MONAHAN Phil 73 & JELBERT Curtis 114	D 8	COVE	3	2016/17
2nd	125	GIBBIE Dom 33 & CONLEY Andrew 104	D 8	MORPHETT VALE	2	2017/18
2nd	72	GIBBIE Dom 29 & CONLEY Andrew 76*	D 8	COROMANDEL	1	2017/18
3rd	106	CRAIGIE Grant 44 & WILSON Gary 105*	D 8	SHEIDOW PARK	11	2016/17
3rd	54	CRAIGIE Grant 27 & WILSON Gary 72*	D 8	COROMANDEL	7	2016/17
4th	25*	GIBBIE Dom 5* & WILSON Gary 105*	D 8	SHEIDOW PARK	11	2016/17
5th	64	CRAIGIE Grant 60 & GREEN Anthony 23*	D 8	COROMANDEL RAM	14	2016/17
6th	41	CONROY Jason 2 & WILSON Gary 81*	D 8	COVE	3	2016/17
7th	27*	PANSINI Brayden 9* & CONLEY Andrew 76*	D 8	COROMANDEL	1	2017/18
8th	29	CONROY Jason 8 & WOODIFIELD Andrew 22	D 8	MORPHETTville	9	2016/17
9th	43*	CRAIGIE Tyson 2* & WILSON Gary 81*	D 8	COVE	3	2016/17
10th	9	WILKIN Anthony 5 & SMITH John 6*	D 8	MORPHETTville	9	2016/17

ALL TIME MOST RUNS IN A SEASON IN DIVISION 8

Rank	Player Name	Ga	Inn	NO	Runs	Ave	Innings Hi	Scores 100>50>30>10 >0* 0	% Tm	% Cr	Strokes 6s 4s 1s	Year & Div
1	WILSON Gary	13	11	3	450	56.3	105*	1 3 2 2 3 -	24	62	35 35 64	2016/17 8
2	CRAIGIE Grant	13	11	-	312	28.4	68	- 2 2 4 3 -	17	53	10 34 79	2016/17 8
3	CONLEY Andrew	3	3	2	266	266.0	104	1 2 - - -	52	54	1 43 74	2017/18 8
4	MONAHAN Phil	10	9	-	244	27.1	73	- 2 2 2 1 2	15	43	9 27 60	2016/17 8

ALL TIME MOST WICKETS IN A SEASON IN DIVISION 8

Rank	Player Name	Ga	In	Overs	Mdn	Runs	Wkts	Ave	Innings Best	Figures 6w 5w 4w 3w	Ba/ Wkt	Run/ Over	% Tm	Year & Div
1	GREEN Anthony	11	10	87.5	13	279	15	18.6	4/24	- - 2 -	35	3.2	22	2016/17 8
2	WILKIN Anthony	11	10	91	32	167	12	13.9	4/10	- - 1 -	46	1.8	17	2016/17 8
3	SMITH John	7	7	49	4	166	11	15.1	4/29	- - 2 -	27	3.4	23	2016/17 8
4	WOODIFIELD Andrew	10	8	48.2	6	211	11	19.2	2/15	- - - -	26	4.4	18	2016/17 8

MOST RUNS & WICKETS v ICC SHARKS

									Innings	Scores	100	SeasonAgg	Pshps	%	%						
Rank	MOST RUNS	Debut	Yrs	Gam	Inn	NO	Runs	Ave	Hi	100	50	30	0	Min	Hi	300	200	100	50	Tm	Ctry
1	CONLEY Andrew	1998/99	16	19	22	4	707	39.3	126	1	4	3	2	7	148	-	-	2	7	19	48
2	SCHULTZ Kristian	1997/98	19	23	24	1	595	25.9	59	-	5	3	1	7	68	-	-	2	6	14	41
3	GIBBIE Dom	1996/97	13	18	18	1	500	29.4	140	1	2	2	1	5	157	-	-	2	6	15	40
4	TONKIN Andrew	2002/03	11	14	15	2	355	27.3	105	1	1	-	1	1	105	-	-	1	1	15	61
5	DAVIDSON Phil	1997/98	14	16	17	1	331	20.7	56	-	1	5	2	2	87	-	-	-	4	12	53
6	PALMER Dave	1997/98	10	12	13	3	326	32.6	71*	-	3	1	1	3	71	-	-	2	2	17	45
7	HUGHES Peter	1997/98	15	20	20	3	298	17.5	62	-	1	3	2	2	62	-	-	-	3	9	47
8	HODGE Andrew	2000/01	5	6	8	1	279	39.9	93	-	2	1	-	2	98	-	-	-	5	23	49
9	EDWARDS Rob	1995/96	8	10	11	1	278	27.8	113	1	1	1	1	2	119	-	-	1	5	13	44
10	DEY Richard	1996/97	14	18	18	2	252	15.8	70	-	1	-	2	2	70	-	-	-	2	8	40
11	TEMBY Paul	2002/03	14	21	21	-	238	11.3	56	-	1	1	4	-	56	-	-	-	1	7	66
12	PARHAM Trevor	1996/97	11	15	17	2	229	15.3	53	-	1	-	2	2	90	-	-	-	2	8	42
13	HUXTABLE Andrew	1995/96	9	10	10	1	228	25.3	66	-	2	1	1	2	66	-	-	-	4	13	40
14	ALSO Greg	1997/98	8	9	10	-	221	22.1	64	-	1	1	-	1	64	-	-	1	2	13	49

										Innings	Fig	SeasonAg	Ba/	%		
Rank	MOST WICKETS	Debut	Yrs	Gam	Overs	Mdn	Runs	Wkts	Ave	Best	5w	3w	Hi	25	15	Tm
1	SMITH John	1995/96	12	16	180.1	33	637	50	12.7	7/68	3	6	11	-	-	22
2	WILKIN Anthony	1997/98	12	14	166	49	393	34	11.6	5/38	1	3	6	-	-	29
3	TONKIN Andrew	2002/03	11	14	87	12	311	25	12.4	5/28	2	2	7	-	-	21
4	MARSHALL Ashley	2001/02	13	14	129	16	487	20	24.4	4/30	-	2	5	-	-	39
5	WILLIAMS Scott	1997/98	9	10	102.3	17	316	19	16.6	6/29	1	3	6	-	-	32
6	BROWN David F	1997/98	10	12	119.5	14	434	18	24.1	4/38	-	2	4	-	-	40
7	WILLIAMS Rowan	2011/12	6	10	127	28	397	17	23.4	4/21	-	2	5	-	-	45

MOST RUNS & WICKETS v KENILWORTH

										Innings	Scores	100	SeasonAgg	Pshps	%	%O					
Rank	MOST RUNS	Debut	Yrs	Gam	Inn	NO	Runs	Ave	Hi	100	50	30	0	Min	Hi	300200	10050	Tm	Cr		
1	CONROY Brian	1981/82	6	7	7	1	553	92.2	153*	1	5	-	-	-	153	-	-	2	5	28	71
2	EDWARDS Rob	1982/83	17	19	19	1	536	29.8	86*	-	1	10	1	5	86	-	-	1	8	13	45
3	HODGE Andrew	1979/80	13	13	14	5	519	57.7	125*	2	2	1	1	4	125	-	-	2	4	19	50
4	PARHAM Trevor	1979/80	17	18	19	1	465	25.8	108*	1	1	2	3	1	108	-	-	2	4	12	51
5	BELL Geoff	1980/81	14	15	13	3	346	34.6	81	-	3	2	1	5	81	-	-	1	6	13	41
6	HUGHES Peter	1985/86	15	18	19	1	322	17.9	71	-	1	3	1	-	73	-	-	2	1	9	46
7	GIBBIE Mick	1994/95	6	7	8	1	278	39.7	98	-	2	2	-	3	130	-	-	1	4	18	52
8	TEMBY Paul	2000/01	8	9	9	1	233	29.1	78*	-	2	1	2	1	78	-	-	1	1	15	54
9	MARSHALL Ashley	1996/97	11	15	13	1	232	19.3	45*	-	-	3	1	-	68	-	-	-	4	9	47
10	SMITH John	1982/83	11	12	11	4	229	32.7	100*	1	-	1	-	2	100	-	-	1	4	10	34
11	BURNETT Tom	1979/80	10	10	10	1	229	25.4	100*	1	-	-	-	2	100	-	-	1	2	12	39
12	CRAIGIE Grant	1985/86	11	12	12	-	228	19.0	76	-	1	2	1	-	76	-	-	-	3	9	49
13	CONLEY Andrew	1991/92	6	6	6	-	213	35.5	82	-	3	-	2	2	82	-	-	2	1	17	46
14	HARRIS Glenn	2016/17	1	2	2	-	186	93.0	172	1	-	-	-	1	186	-	-	1	1	43	66

										Innings	Fig	SeasonAg	Ba/	%			
Rank	MOST WICKETS	Debut	Yrs	Gam	Overs	Mdn	Runs	Wkts	Ave	Best	5w	3w	Hi	25	15	Wkt	Tm
1	BROWN Mike	1985/86	7	8	83	19	246	19	12.9	6/51	1	1	8	-	-	26	24
2	CRAIGIE Grant	1985/86	11	12	102.4	18	372	19	19.6	5/21	1	2	6	-	-	32	18
3	GIBBIE John	1991/92	7	7	72.5	9	219	18	12.2	4/58	-	4	4	-	-	24	25
4	MARSHALL Ashley	1996/97	11	15	116.2	22	368	18	20.4	4/31	-	2	4	-	-	39	15
5	MAZURKE Danny	1981/82	4	5	84.4	22	223	17	13.1	5/44	1	2	6	-	-	30	26
6	HUCKSTEPP Craig	1990/91	7	8	89.2	18	264	17	15.5	4/49	-	4	6	-	-	32	22
7	WILLCOX Steve	1989/90	6	8	97	18	280	17	16.5	5/30	1	1	8	-	-	34	22
8	BROWN David F	1995/96	11	13	100	31	221	16	13.8	3/12	-	3	3	-	-	38	18
9	SMITH John	1982/83	11	12	115	35	265	16	16.6	6/66	1	1	6	-	-	43	17
10	BELL Geoff	1980/81	14	15	130	23	379	16	23.7	3/27	-	1	3	-	-	49	13

MOST RUNS & WICKETS v KESWICK

										Innings	Scores	100	SeasonAgg	Pshps	%	%					
Rank	MOST RUNS	Debut	Yrs	Gam	Inn	NO	Runs	Ave	Hi	100	50	30	0	Min	Hi	300	200	100	50	Tm	Cr
1	HUGHES Peter	1987/88	24	31	30	2	655	23.4	107*	1	3	3	4	4	107	-	-	1	8	12	51
2	PARHAM Trevor	1980/81	21	23	21	-	642	30.6	100	1	4	4	1	7	100	-	-	1	6	16	49
3	EDWARDS Rob	1982/83	17	19	19	1	523	29.1	102	1	2	6	2	6	102	-	-	2	5	15	42
4	GIBBIE Dom	1991/92	17	22	19	-	453	23.8	66	-	1	5	-	5	66	-	-	-	5	12	42
5	SCHULTZ Kristian	1998/99	17	20	18	5	444	34.2	59*	-	4	3	2	3	85	-	-	1	7	13	40
6	ALSOP Greg	1998/99	8	8	9	1	424	53.0	106	2	-	4	-	2	106	-	-	1	5	26	58
7	HODGE Andrew	1980/81	14	14	15	2	388	29.8	116	2	1	1	2	2	116	-	-	1	3	14	48
8	CONLEY Andrew	1988/89	20	22	21	1	359	18.0	124*	1	-	1	4	3	124	-	-	-	6	10	41
9	WILLIAMS John	1984/85	14	15	15	2	348	26.8	88	-	1	6	2	5	88	-	-	-	5	13	43
10	FORSTER Tony	1985/86	12	13	13	4	339	37.7	80	-	2	2	-	3	80	-	-	-	5	14	54
11	WILLIAMS Mark	1988/89	12	13	13	-	330	25.4	90	-	2	3	1	4	90	-	-	-	3	15	51
12	TEMBY Paul	2000/01	14	18	15	2	321	24.7	138	1	1	1	1	1	142	-	-	-	5	10	63
13	DEY Richard	1993/94	14	19	18	1	263	15.5	79	-	1	2	4	1	79	-	-	1	1	8	50
14	LIPSETT Wes	2009/10	5	6	5	-	256	51.2	69	-	4	-	-	4	131	-	-	3	1	25	44
15	BURNETT Bill	1980/81	14	14	14	1	250	19.2	46*	-	-	3	2	1	46	-	-	1	2	10	46

										Innings	Fig	SeasonAg	Ba/	%			
Rank	MOST WICKETS	Debut	Yrs	Gam	Overs	Mdn	Runs	Wkts	Ave	Best	5w	3w	Hi	25	15	Wkt	Tm
1	WILKIN Anthony	1991/92	16	19	295.2	76	683	38	18.0	6/35	2	5	9	-	-	47	23
2	COOMBE Peter A	1982/83	9	9	107.1	16	353	30	11.8	9/61	2	3	9	-	-	21	33
3	WILLIAMS John	1984/85	14	15	223.3	51	529	28	18.9	3/12	-	5	4	-	-	48	20
4	WILLIAMS Scott	1983/84	15	17	206.2	56	508	27	18.8	4/28	-	5	4	-	-	46	17
5	BROWNE Noel	1990/91	9	11	128.2	10	549	22	25.0	7/89	1	2	9	-	-	35	24
6	CONLEY Andrew	1988/89	20	22	128	12	435	21	20.7	4/58	-	3	8	-	-	37	12
7	HUCKSTEPP Craig	1989/90	10	12	112	20	301	20	15.1	5/10	1	1	6	-	-	34	17
8	BELL Geoff	1980/81	12	13	112	29	219	19	11.5	4/18	-	2	4	-	-	35	15

MOST RUNS MADE IN CAREER IN SEMI & GRAND FINALS

			Batting						Bowling							Fielding				
Rank	Player Name	Debut Yrs	Gam	Inn	NO	Runs	Ave	Innings Hi	Scores 100	50	30	0	MIn	SeasonAgg Hi	300	Pshps 100	% Tm	% Cr		
1	GIBBIE Mick	1991/92	10	19	19	1	574	31.9	119	1	2	3	1	7	139	-	3	5	17	46
2	CONLEY Andrew	1989/90	13	20	20	6	483	34.5	122*	1	1	3	1	7	137	-	1	6	15	41
3	HUGHES Peter	1985/86	15	23	20	1	416	21.9	125	1	-	1	2	2	154	-	1	3	11	43
4	BURNETT Bill	1984/85	10	18	18	1	384	22.6	110	1	1	2	-	3	115	-	2	-	12	47
5	WILLIAMS John	1984/85	10	17	17	2	378	25.2	76	-	1	4	-	4	100	-	1	4	13	50
6	FORSTER Tony	1984/85	11	19	14	1	290	22.3	65	-	2	2	1	3	126	-	2	-	9	53
7	PARHAM Trevor	1984/85	12	18	18	2	270	16.9	82*	-	2	-	2	3	89	-	1	1	10	41
8	GIBBIE John	1991/92	5	9	9	2	253	36.1	109	1	1	1	-	1	117	-	1	2	16	51
9	WILLIAMS Mark	1990/91	6	10	10	-	228	22.8	55	-	1	1	2	2	80	-	-	1	13	57
10	LIPSETT Wes	2009/10	3	4	3	-	206	68.7	79	-	3	-	-	3	127	-	1	1	35	47
11	EDWARDS Rob	1984/85	10	14	14	-	198	14.1	42	-	-	3	2	4	46	-	1	-	8	43
12	HEDGER John	1989/90	6	10	9	1	195	24.4	105	1	-	1	2	1	114	-	-	1	12	56
13	MITCHELL Rick	1990/91	3	6	6	-	193	32.2	77	-	1	1	-	1	103	-	1	1	18	65
14	DEY Richard	1995/96	12	17	15	-	192	12.8	29	-	-	-	1	-	31	-	-	-	7	41
15	CONROY Brian	1984/85	5	8	7	-	185	26.4	111	1	-	1	-	1	111	-	1	-	13	72
16	HARRIS Glenn	2015/16	2	4	3	1	176	88.0	126	1	-	1	-	1	130	-	1	-	21	62
17	NOBLE Bob	1984/85	2	3	3	-	174	58.0	75	-	2	1	-	1	115	-	-	3	30	61
18	DAVIDSON Phil	1995/96	8	11	10	1	165	18.3	55	-	1	-	1	1	72	-	-	3	9	43
19	HODGE Andrew	1984/85	8	10	11	1	164	16.4	60	-	2	-	2	2	73	-	1	-	10	42
20	BROWNE Noel	1990/91	11	17	14	2	153	12.8	32	-	-	1	2	-	48	-	-	1	6	43
21	SCHULTZ Kristian	2007/08	7	9	6	-	149	24.8	85	-	1	-	1	1	85	-	-	1	12	54
22	CRAIGIE Grant	1985/86	10	13	12	1	148	13.5	61	-	1	-	2	1	61	-	-	1	8	49
23	HARRISON Graham	1989/90	4	5	5	-	144	28.8	57	-	1	1	1	1	57	-	-	3	18	59
24	FERGUSON Haimish	2014/15	3	5	5	-	141	28.2	46	-	-	3	-	-	76	-	-	2	17	56
25	BELL Geoff	1984/85	9	13	14	6	140	17.5	69	-	1	-	1	1	80	-	1	-	6	37
26	WILKIN Anthony	1991/92	12	19	17	4	140	10.8	21	-	-	-	2	1	29	-	-	-	4	44
27	BALYM Anton	2014/15	2	3	3	1	136	68.0	65*	-	1	2	-	2	100	-	-	2	26	48
28	CARM Don	1984/85	4	7	6	1	133	26.6	47*	-	-	2	1	-	83	-	-	2	10	54
29	GUTSCHE Anton	1992/93	2	4	4	1	130	43.3	88*	-	1	-	-	1	99	-	1	-	19	47
30	BROOKER Christian	2014/15	3	5	5	-	128	25.6	49	-	-	1	-	2	77	-	-	1	17	40

Rank	Player Name	Debut	Yrs	Gam	All Inn	Timed Inn	Total Minutes	Minutes per Inning	Runs per Minute
1	LIPSETT Wes	2009/10	3	4	3	3	481	160.33	0.428
2	HALL Michael	1991/92	3	3	3	3	463	154.33	0.188
3	HODGE David	1984/85	3	5	5	4	371	92.75	0.243
4	GIBBIE Mick	1991/92	10	19	19	19	1692	89.05	0.339
5	CONLEY Andrew	1989/90	13	20	20	20	1647	82.35	0.293
6	BROOKER Christian	2014/15	3	5	5	5	379	75.80	0.338
7	SMITH John	1985/86	8	10	9	9	617	68.56	0.196
8	WILLIAMS Mark	1990/91	6	10	10	10	629	62.90	0.362
9	WILLIAMS John	1984/85	10	17	17	17	1065	62.65	0.355
10	PARHAM Trevor	1984/85	12	18	18	18	1110	61.67	0.243

Rank	Time Min	Player Name	Playrs Score	% Tr	%@ Cm	Scoring 6s	Stroke 4s	Stroke 3s	Stroke 2s	Stroke 1s	Bat Pos	Grade &Div	Opposition	Rnd	Year
1	274	GTBBIE Mick	119	48	51	7	8	-	10	25	Open	B 3	SOUTHERN	GF	2001/02
2	271	SMITH John	68*	41	41	-	8	-	1	34	Open	D 6	MITSUBISHI	GF	1991/92
3	254	HODGE David	76	24	35	-	3	1	16	29	No3	C 6	MITCHELL PARK	FS	1990/91
4	243	HUGHES Peter	125	36	39	1	15	-	10	39	Open	D 7	WOODCROFT	FS	2015/16
5	233	CONLEY Andrew	122*	51	51	-	19	-	8	30	Open	C 6	SOUTH PARK	FS	2009/10

Rank	Playr Score	Player Name	Time Min	% Tm	%@ Cr	Scoring 6s	Stroke 4s	Stroke 3s	Stroke 2s	Stroke 1s	Bat Pos	Grade & Div	Opposition	Rnd	Year
1	126	HARRIS Glenn	180	36	60	3	19	-	4	24	Open	D 7	WOODCROFT	FS	2015/16
2	125	HUGHES Peter	243	36	39	1	15	-	10	39	Open	D 7	WOODCROFT	FS	2015/16
3	122*	CONLEY Andrew	233	51	51	-	19	-	8	30	Open	C 6	SOUTH PARK	FS	2009/10
4	119	GIBBIE Mick	274	48	51	7	8	-	10	25	Open	B 3	SOUTHERN	GF	2001/02
5	111	CONROY Brian	118	46	70	7	9	-	7	19	No6	D 6	MODBURY HEIGHT	FS	1992/93
6	110	BURNETT Bill	230	53	59	-	9	6	13	30	No4	A 2	KARANA	FS	1984/85
7	109	GIBBIE John	190	44	52	4	6	2	15	25	No6	D 6	COROMANDEL	GF	1996/97
8	105	HEDGER John	215	47	66	3	6	5	11	26	No4	A 1	NORTH HAVEN	FS	1991/92
9	96	HARTER Brent	120	36	54	4	6	1	10	25	No6	A 2	KESWICK	GF	2009/10
10	88*	GUTSCHE Anton	227	43	45	1	8	1	12	23	No3	A 1	PLYMPTON FOOTB	FS	1992/93
11	88	CORNELISSEN Jack	103	49	66	4	7	-	7	22	No6	D 7	PLYMPTON FOOTB	GF	2015/16
12	85	SCHULTZ Kristian	174	43	62	2	6	2	13	17	Open	A 2	MORPHETTVILLE	FS	2008/09

Rank	Player Name	Debut	Yrs	Gam	Total Pship Runs	Pship Runs per Inn	Best PShip	Pships of 100	50	30	Player Runs	% of P'ship
1	GIBBIE Mick	1991/92	10	19	1255	66.1	140	3	5	5	574	45.7
2	CONLEY Andrew	1989/90	13	20	1190	59.5	110	1	6	9	483	40.6
3	HUGHES Peter	1985/86	15	23	971	48.6	211	1	3	9	416	42.8
4	BURNETT Bill	1984/85	10	18	825	45.8	115	2	-	9	384	46.5
5	WILLIAMS John	1984/85	10	17	754	44.4	110	1	4	5	378	50.1
6	PARHAM Trevor	1984/85	12	18	651	36.2	103	1	1	5	270	41.5
7	FORSTER Tony	1984/85	11	19	544	38.9	110	2	-	3	290	53.3
8	GIBBIE John	1991/92	5	9	492	54.7	107	1	2	3	253	51.4
9	DEY Richard	1995/96	12	17	467	31.1	40	-	-	6	192	41.1
10	EDWARDS Rob	1984/85	10	14	456	32.6	103	1	-	5	198	43.4
11	LIPSETT Wes	2009/10	3	4	434	144.7	160	1	1	1	206	47.5

QUICKEST TO BATTING MILESTONES

Rank	Player Name	Matches taken	Batting Average	Year	Match when Milestone was achieved Date	Rnd	Opposition
8000 RUNS							
1	CONLEY Andrew	279	33.04	2017/18	02DEC	6	SHEIDOW PARK
7000 RUNS							
1	CONLEY Andrew	244	32.41	2013/14	15FEB/22FEB	10	HAMILTON
2	PARHAM Trevor	300	25.35	2009/10	14NOV/21NOV	4	ICC SHARKS
3	HUGHES Peter	353	21.70	2015/16	12MAR/13MAR	FS	WOODCROFT
6000 RUNS							
1	EDWARDS Rob	212	29.89	2001/02	16MAR/17MAR	FS	WESTMINSTER O.S.
2	CONLEY Andrew	221	31.15	2011/12	07JAN/14JAN	7	COROMANDEL RAMBLER
3	HODGE Andrew	225	31.21	2003/04	06DEC	5	ICC SHARKS
4	PARHAM Trevor	263	25.07	2004/05	29JAN/05FEB	9	ST GEORGE
5	HUGHES Peter	303	21.08	2011/12	07JAN/14JAN	7	ICC SHARKS
5000 RUNS							
1	EDWARDS Rob	168	31.92	1998/99	21NOV/28NOV	4	KENILWORTH
2	BURNETT Bill	175	35.47	1999/00	19FEB/26FEB	10	ADELAIDE CAVALIERS
3	HODGE Andrew	177	33.23	1998/99	23JAN/30JAN	8	PANORAMA
4	CONLEY Andrew	195	27.89	2009/10	28NOV/05DEC	5	COROMANDEL RAMBLER
5	PARHAM Trevor	214	25.93	1999/00	05FEB/12FEB	9	GLENELG ANA
6	CRAIGIE Grant	248	24.18	2015/16	21NOV/28NOV	4	MORPHETTVILLE PARK
7	HUGHES Peter	256	20.44	2007/08	19JAN/26JAN	8	MORPHETTVILLE PARK
8	GIBBIE Dom	292	20.66	2017/18	24FEB/03MAR	13	KESWICK
4000 RUNS							
1	CONROY Brian	121	32.10	1993/94	19FEB/26FEB	10	HECTORVILLE
2	GIBBIE Mick	134	30.69	2003/04	06DEC	5	PLYMPTON FOOTBALLE
3	BURNETT Bill	139	36.06	1994/95	05NOV/12NOV	3	ST MARKS
4	EDWARDS Rob	143	30.18	1996/97	26OCT/02NOV	2	NORTH HAVEN
5	HODGE Andrew	153	31.02	1996/97	15FEB/22FEB	10	KESWICK
6	CONLEY Andrew	153	28.94	2005/06	22OCT/29OCT	2	PLYMPTON FOOTBALLE
7	PARHAM Trevor	165	27.07	1994/95	04FEB/11FEB	9	COROMANDEL
8	DAVIDSON Phil	195	21.16	2013/14	01MAR/08MAR	11	ICC SHARKS
9	SCHULTZ Kristian	196	20.84	2015/16	09JAN/16JAN	7	SOUTH ROAD
10	HUGHES Peter	204	21.06	2002/03	22MAR/23MAR	FS	KESWICK
11	CRAIGIE Grant	206	23.14	2011/12	15OCT/22OCT	2	SOUTH ROAD
12	GIBBIE Dom	223	21.13	2011/12	10DEC/17DEC	6	PLYMPTON FOOTBALLE
13	BELL Geoff	248	26.54	2002/03	12OCT/19OCT	1	KENILWORTH
14	SMITH John	295	20.65	2012/13	09FEB/16FEB	10	WOODCROFT
3000 RUNS							
1	CONROY Brian	93	31.08	1990/91	19JAN/26JAN	8	MODBURY HEIGHTS
2	BURNETT Bill	97	38.51	1990/91	08DEC	5	SOUTH ROAD
3	EDWARDS Rob	109	29.16	1992/93	05DEC	5	ST MARKS
4	GIBBIE Mick	110	27.61	2001/02	05JAN/12JAN	7	ST GEORGE
5	CONLEY Andrew	117	28.92	2000/01	02DEC/09DEC	5	SOUTH ROAD
6	PARHAM Trevor	121	27.72	1990/91	16FEB/23FEB	10	ANZ BANK
7	BURNETT Tom	123	28.94	1992/93	06FEB/13FEB	9	COROMANDEL
8	WILLIAMS Mark	124	26.74	2001/02	06OCT/13OCT	1	WESTERN YOUTH CENT
9	HODGE Andrew	134	27.34	1994/95	04FEB/11FEB	9	KENILWORTH
10	WILLIAMS John	136	28.38	1997/98	13DEC/20DEC	6	COROMANDEL RAMBLER
11	DAVIDSON Phil	143	20.94	2006/07	02DEC	5	KESWICK
12	SCHULTZ Kristian	144	20.75	2010/11	22JAN/29JAN	8	MORPHETTVILLE PARK
13	GIBBIE Dom	153	24.00	2004/05	08JAN	7	KESWICK
14	TEMBY Paul	160	21.52	2015/16	24OCT/31OCT	2	BELAIR
15	PALMER Dave	160	20.00	2012/13	26JAN/02FEB	9	GLENELG ANA
16	HUGHES Peter	163	20.36	1999/00	11DEC/18DEC	6	PLYMPTON FOOTBALLE
17	SMITH John	175	21.81	1999/00	22JAN/29JAN	8	COROMANDEL RAMBLER
18	CRAIGIE Grant	175	20.93	2007/08	15DEC/22DEC	6	NORTH HAVEN
19	DEY Richard	188	19.20	2015/16	09JAN/16JAN	7	SHEIDOW PARK
20	BELL Geoff	221	24.21	1999/00	11DEC/18DEC	6	PLYMPTON FOOTBALLE
2000 RUNS							
1	CONROY Brian	49	37.93	1985/86	11JAN/18JAN	7	WESTMINSTER O.S.
2	BURNETT Bill	58	45.13	1985/86	30NOV/07DEC	4	COROMANDEL RAMBLER
3	LIPSETT Wes	62	35.40	2014/15	13DEC/20DEC	6	SHEIDOW PARK
4	ALSOP Greg	69	31.30	2003/04	22NOV/29NOV	4	KESWICK
5	BURNETT Tom	70	34.49	1985/86	14DEC/21DEC	5	SOUTH ROAD
6	PARHAM Trevor	76	30.25	1986/87	15NOV/22NOV	3	KENILWORTH
7	EDWARDS Rob	76	26.36	1989/90	25NOV/02DEC	4	COROMANDEL
8	NOBLE Bob	76	26.32	1986/87	03JAN	6	ANZ BANK
9	GIBBIE John	79	29.90	1997/98	07FEB/14FEB	9	ST GEORGE
10	GIBBIE Mick	80	26.57	1998/99	05DEC	5	SEACOMBE SALV'N AR
11	HODGE Andrew	82	28.04	1988/89	19NOV/26NOV	4	KESWICK
12	WILLIAMS Mark	83	25.96	1997/98	08NOV/15NOV	3	PANORAMA
13	DALY Mick	84	23.96	1989/90	06JAN/13JAN	7	COROMANDEL RAMBLER
14	CONLEY Andrew	85	28.21	1996/97	15MAR/16MAR	FS	PANORAMA
15	HEDGER John	89	24.14	2000/01	18NOV/25NOV	4	PLYMPTON FOOTBALLE
16	SMITH John	89	24.11	1991/92	30NOV/07DEC	4	KENILWORTH
17	TEMBY Paul	94	23.54	2009/10	17OCT/24OCT	2	ADELAIDE INDIANS
18	SCHULTZ Kristian	98	19.46	2006/07	03FEB/10FEB	9	WESTMINSTER O.S.
19	WILLIAMS John	99	27.07	1993/94	19MAR/20MAR	FS	PLYMPTON FOOTBALLE
20	DAVIDSON Phil	101	20.76	2002/03	08FEB/15FEB	9	WESTERN YOUTH CENT
21	MONAHAN Phil	101	19.74	2014/15	18OCT/25OCT	2	WESTERN YOUTH CENT
22	GIBBIE Dom	104	24.66	2000/01	02DEC/09DEC	5	HECTORVILLE
23	HUGHES Peter	109	21.16	1994/95	04MAR/11MAR	11	KENILWORTH
24	PALMER Dave	115	19.23	2008/09	14FEB	9	SOUTHERN
25	CRAIGIE Grant	117	21.59	1995/96	09DEC/16DEC	6	MODBURY HEIGHTS
26	HUXTABLE Andrew	118	17.74	2006/07	21OCT/28OCT	2	COROMANDEL RAMBLER
27	DEY Richard	132	19.26	2009/10	06FEB/13FEB	9	BELAIR
28	FORSTER Tony	134	22.26	1996/97	23NOV/30NOV	4	CAMPB'TOWN/ANZ
29	TONKIN Andrew	143	18.08	2015/16	05DEC	5	NORTH HAVEN
30	CONROY Jason	170	12.84	2015/16	24OCT/31OCT	2	SOUTHERN
31	MARSHALL Ashley	172	14.65	2011/12	29OCT/05NOV	3	NORTH HAVEN
32	BELL Geoff	193	20.74	1997/98	25OCT/01NOV	2	COROMANDEL

QUICKEST TO BATTING MILESTONES CONTINUED...

Rank	Player Name	Matches taken	Batting Average	Year	Match when Milestone was achieved Date	Rnd	Opposition
1000 RUNS							
1	CONROY Brian	19	48.14	1982/83	19FEB/26FEB	9	ADELAIDE CAVALIERS
2	O'CONNELL Lachlan	20	48.81	2001/02	05JAN/12JAN	7	COROMANDEL
3	WILSON Gary	27	59.29	2016/17	25MAR/26MAR	GF	MITCHELL PARK
4	BURNETT Bill	29	48.62	1982/83	05MAR/12MAR	10	NETLEY
5	EMERY Peter	29	37.39	1993/94	13NOV/20NOV	4	PLYMPTON FOOTBALL
6	BURNETT Tom	30	46.41	1981/82	06MAR/13MAR	10	ANZ BANK
7	HODGE Andrew	32	38.67	1981/82	20MAR/27MAR	11	SAVINGS BANK S.A.
8	LIPSETT Wes	32	33.06	2011/12	21JAN/28JAN	8	SOUTH ROAD
9	HARRIS Glenn	33	44.35	2017/18	18NOV/25NOV	5	COVE
10	PANSINI Angelo	33	41.67	2015/16	06FEB/13FEB	9	COROMANDEL RAMBLER
11	NOBLE Bob	34	30.39	1982/83	19MAR/26MAR	11	KESWICK
12	DALY Mick	35	28.14	1984/85	01DEC/08DEC	5	PLYMPTON FOOTBALL
13	PARHAM Trevor	37	31.69	1982/83	13NOV/20NOV	3	HECTORVILLE
14	HEDGER John	37	30.39	1992/93	24OCT/31OCT	2	HECTORVILLE
15	HARRISON Graham	37	29.56	1996/97	23NOV/30NOV	4	CAMPB'TOWN/ANZ
16	FERGUSON Haimish	38	30.82	2016/17	22OCT/29OCT	3	SHEIDOW PARK
17	GIBBIE Mick	38	26.95	1993/94	26MAR/27MAR	GF	HECTORVILLE
18	BALYM Anton	39	35.28	2016/17	25MAR/26MAR	GF	HAMILTON
19	MONAHAN Phil	40	25.40	2008/09	10JAN/17JAN	7	SHEIDOW PARK
20	DAVIDSON Phil	41	26.37	1997/98	25OCT/01NOV	2	SOUTH ROAD
21	WILLIAMS John	42	27.76	1988/89	29OCT/05NOV	2	PLYMPTON FOOTBALL
22	SMITH John	42	27.05	1984/85	15DEC/22DEC	6	ADELAIDE CAVALIERS
23	EDWARDS Rob	42	23.02	1986/87	15NOV/22NOV	3	NORWOOD UNION
24	WILLIAMS Mark	43	25.20	1991/92	08FEB/15FEB	9	MITCHELL PARK
25	ALSOP Greg	44	28.46	2001/02	03NOV/10NOV	7	MORPHETTVILLE PARK
26	MANOS George	44	24.12	1984/85	05JAN/12JAN	7	HECTORVILLE
27	GIBBIE John	45	31.94	1994/95	18FEB/25FEB	10	NORWOOD UNION
28	RUSSELL Nic	45	28.94	2014/15	28FEB	10	NORTH HAVEN
29	GIBBIE Dom	46	25.13	1995/96	21OCT/28OCT	2	SOUTH ROAD
30	HALL Michael	47	24.83	1995/96	02MAR/09MAR	11	COROMANDEL
31	SWIFT Andrew	48	19.67	2003/04	21FEB/28FEB	10	KENILWORTH
32	TEMBY Paul	50	22.40	2005/06	05NOV/12NOV	3	ICC SHARKS
33	McNAMARA Trinity	50	22.36	2008/09	01NOV/08NOV	3	ST GEORGE
34	HUXTABLE Andrew	50	18.94	1997/98	07MAR/14MAR	11	SHEIDOW PARK
35	DEANE Andrew	51	21.98	1987/88	09JAN/16JAN	7	ANZ BANK
36	HOLST Bill	54	20.27	1991/92	22FEB/29FEB	10	MITCHELL PARK
37	COOMBE Peter A	55	41.04	1987/88	14NOV/21NOV	3	KENILWORTH
38	SCHULTZ Kristian	57	17.91	2002/03	22FEB/01MAR	10	KESWICK
39	CRAM Don	58	18.72	1988/89	25FEB/04MAR	11	SEAVIEW DOWNS
40	HUGHES Peter	58	18.57	1990/91	15DEC/22DEC	6	KESWICK
41	CONLEY Andrew	60	23.13	1994/95	21JAN/28JAN	8	KESWICK
42	PALMER Dave	60	19.71	2001/02	05JAN/12JAN	7	ST GEORGE
43	FORSTER Tony	65	20.43	1990/91	05JAN/12JAN	7	COROMANDEL
44	CRAIGIE Grant	65	18.74	1991/92	19OCT/26OCT	1	STATE BANK
45	FULLER Paul	65	16.83	1997/98	13DEC/20DEC	6	ST GEORGE
46	CONROY Jason	66	15.63	1998/99	23JAN/30JAN	8	SOUTH ROAD
47	LUONG Bang	70	16.29	2003/04	07FEB/14FEB	9	SHEIDOW PARK
48	DEY Richard	74	17.08	2000/01	17FEB/24FEB	10	COROMANDEL
49	HODGE David	77	22.13	1990/91	15DEC/22DEC	6	NORTH HAVEN
50	BROWN Mike	78	18.87	1996/97	09NOV/16NOV	3	HECTORVILLE
51	BROWN David F	79	14.08	2001/02	19JAN/26JAN	8	KENILWORTH
52	ROWE Brenton	79	13.89	2003/04	06MAR/13MAR	11	COROMANDEL
53	MARSHALL Ashley	81	14.74	2003/04	22NOV/29NOV	4	NORTH HAVEN
54	WILLCOX Steve	83	15.42	2000/01	03FEB/10FEB	9	KESWICK
55	TONKIN Andrew	85	14.71	2009/10	20FEB/27FEB	10	NORTH HAVEN
56	DENIET Josh	88	18.22	2015/16	05DEC	5	ICC SHARKS
57	GREEN Anthony	88	15.66	2014/15	29NOV/06DEC	5	MITCHELL PARK
58	DEY Cameron	88	13.43	1999/00	04MAR/11MAR	11	SOUTH PARK
59	BROWNE Noel	118	16.35	2010/11	09OCT	1	PLYMPTON FOOTBALL
60	BELL Geoff	143	17.02	1992/93	20FEB/27FEB	10	NORTH PARK
61	WILKIN Anthony	167	11.02	2005/06	04FEB/11FEB	9	SOUTH PARK
500 RUNS (10 Quickest)							
1	BELSAK Andrew	11	44.33	2016/17	19NOV/26NOV	5	NORTH HAVEN
2	DALY Mick	11	36.57	1981/82	20MAR/27MAR	11	DAVID JONES
3	WILSON Gary	12	63.38	2015/16	19MAR/20MAR	GF	ICC SHARKS
4	FERGUSON Jason	12	47.36	2014/15	18OCT/25OCT	2	WESTERN YOUTH CENT
5	O'CONNELL Lachlan	12	42.83	2000/01	03FEB/10FEB	9	COROMANDEL RAMBLER
6	CONROY Brian	14	32.67	1982/83	27NOV/04DEC	4	COROMANDEL
7	SCHMIAUKE Marc	15	50.10	2016/17	28JAN/04FEB	11	HAMILTON
8	BURNETT Tom	15	46.82	1980/81	10JAN/17JAN	7	CAMPBELLTOWN
9	HARRIS Glenn	15	38.54	2016/17	22OCT/29OCT	3	KENILWORTH
10	MELLORS Greg	15	36.07	2000/01	17FEB/24FEB	10	NORTH HAVEN

QUICKEST TO BOWLING MILESTONES

Rank	Player Name	Matches taken	Bowling Average	Year	Match when Milestone was achieved Date	Rnd	Opposition
500 WICKETS							
1	WILKIN Anthony	234	16.25	2012/13	20OCT/27OCT	2	BELAIR
400 WICKETS							
1	WILKIN Anthony	176	16.12	2006/07	06JAN/13JAN	7	NORTH HAVEN
2	BELL Geoff	193	16.50	1997/98	25OCT/01NOV	2	COROMANDEL
3	MARSHALL Ashley	231	17.47	2016/17	05NOV/12NOV	4	MORPHETTVILLE PARK
4	SMITH John	302	17.43	2013/14	04JAN/11JAN	7	SOUTH ROAD
300 WICKETS							
1	WILKIN Anthony	125	15.68	2001/02	05JAN/12JAN	7	COROMANDEL
2	BELL Geoff	127	16.47	1991/92	04JAN	6	ANZ BANK
3	WILLIAMS John	137	15.63	1997/98	10JAN/17JAN	7	CAMPB'TOWN/ANZ
4	WILLIAMS Scott	165	18.09	2007/08	17NOV/24NOV	4	NORTH HAVEN
5	MARSHALL Ashley	181	18.29	2012/13	06OCT/13OCT	1	SHEIDOW PARK
6	SMITH John	217	16.48	2003/04	07FEB/14FEB	9	WESTMINSTER O.S.

QUICKEST TO BOWLING MILESTONES CONTINUED...

Rank	Player Name	Matches taken	Bowling Average	Year	Match when Milestone was achieved Date Rnd Opposition
50 WICKETS CONTINUED...					
11	LISTON Dave	20	17.12	1998/99	13MAR 11 GLENELG ANA
12	GLENVILLE Jim	21	14.73	1999/00	23OCT/30OCT 2 NORTH HAVEN
13	WILLCOX Steve	21	14.82	1990/91	02MAR/09MAR 11 KENILWORTH
14	JENNINGS Tony	21	15.82	1982/83	13NOV/20NOV 3 M.P.S.M.
15	BROWNE Noel	21	16.02	1991/92	07MAR/14MAR 11 HECTORVILLE
16	DENIET Scott	22	14.18	2002/03	09NOV/16NOV 3 ICC SHARKS
17	GIBBIE John	22	14.20	1992/93	06MAR/13MAR 11 MODBURY HEIGHTS
18	ISLAM Robiul	22	16.54	2014/15	01NOV/08NOV 3 BELAIR
19	STEER Peter	23	14.04	1984/85	05JAN/12JAN 7 ANZ BANK
20	PATMORE Dave	24	9.80	1981/82	28NOV/05DEC 4 HECTORVILLE
21	WILKIN Anthony	24	16.10	1993/94	09OCT/16OCT 1 PLYMPTON FOOTBALL
22	BURTENSHAW Dave	24	17.81	1999/00	04DEC 5 COROMANDEL
23	RUSBY Shane	25	13.92	1992/93	07NOV/14NOV 3 KENILWORTH
24	JOYCE Steve	26	15.51	1982/83	08JAN/15JAN 6 PLYMPTON FOOTBALL
25	MATTHEWS Jacob	26	19.88	2014/15	17JAN 7 MORPHETT VALE
26	BEATTIE John	27	12.38	2002/03	12OCT/19OCT 1 KESWICK
27	MAZURKE Danny	27	20.02	1986/87	15NOV/22NOV 3 NORWOOD UNION
28	HUMPHERY Peter	27	22.38	1993/94	06NOV 3 PLYMPTON FOOTBALL
29	KNOWLES Matthew	27	24.73	1993/94	05MAR/12MAR 11 NORTH HAVEN
30	TRUSCOTT Chad	28	17.14	2014/15	07MAR 11 PORT NOARLUNGA
31	BRUSNAHAN Dale	28	17.80	2016/17	29OCT 3 ST GEORGE
32	SCOTT Ron	28	21.00	1997/98	25OCT/01NOV 2 WESTMINSTER O.S.
33	PATMORE Tim	29	9.71	1982/83	13NOV/20NOV 3 M.P.S.M.
34	CORNELISSEN Jack	29	10.67	2017/18	21OCT/28OCT 3 COROMANDEL
35	WILLIAMS Scott	29	18.94	1986/87	03JAN 6 COROMANDEL RAMBLER
36	BRYSON Brett	29	19.54	2015/16	23JAN/30JAN 8 COVE
37	PEARCE Mike	29	20.87	1990/91	16MAR/17MAR FS MITCHAM
38	WILLIAMS John	30	16.48	1986/87	07MAR/14MAR 11 NEWMARKET
39	HALL Michael	30	16.94	1994/95	19NOV/26NOV 4 PLYMPTON FOOTBALL
40	SIDON Brendon	30	26.94	2003/04	11OCT/18OCT 1 WESTMINSTER O.S.
41	TONKIN Andrew	31	22.45	2004/05	12FEB/19FEB 10 PANORAMA
42	HARPER Brent	32	15.33	2009/10	16JAN 7 WESTERN YOUTH CENT
43	PANSINI Angelo	33	17.42	2015/16	06FEB/13FEB 9 COROMANDEL RAMBLER
44	WILLIAMS Rowan	33	20.04	2012/13	03NOV/10NOV 3 WESTERN YOUTH CENT
45	McNAMARA Trinity	33	24.08	1996/97	14DEC/21DEC 6 ST GEORGE
46	FROST Justin	35	28.08	2008/09	07MAR/14MAR 11 NORTH HAVEN
47	CRAIGIE Grant	36	21.92	1988/89	17DEC/24DEC 6 STATE BANK
48	HUCKSTEPP Craig	37	16.58	1993/94	06NOV 3 PLYMPTON FOOTBALL
49	BRAMMY Simon	37	19.12	1997/98	21FEB/28FEB 10 GLENELG ANA
50	PARHAM Trevor	39	10.53	1982/83	11DEC/18DEC 5 MITSUBISHI
51	BROWN Mike	39	19.10	1990/91	23MAR/24MAR GF ANZ BANK
52	MARSHALL Ashley	39	22.11	1999/00	08JAN/15JAN 7 NORTH HAVEN
53	MYSTUIK Simon	41	17.33	2008/09	18OCT/25OCT 2 PLYMPTON FOOTBALL
54	YOUNG Peter	45	13.32	2002/03	09NOV/16NOV 3 MORPHETTVILLE PARK
55	MONAGHAN Scott	46	17.23	2017/18	07OCT 1 ICC SHARKS
56	BROWN David F	47	14.61	1998/99	20FEB/27FEB 10 SHEIDOW PARK
57	CONLEY Andrew	47	20.04	1993/94	22JAN/29JAN 8 MITCHELL PARK
58	FERGUSON Lachlan	50	18.06	2017/18	24FEB/03MAR 13 GLENELG ANA
59	TONKIN Braedon	52	27.02	2012/13	20OCT/27OCT 2 ICC SHARKS
60	DENIET Josh	53	32.72	2012/13	01DEC/08DEC 5 SOUTH ROAD
61	GREEN Anthony	55	22.46	2011/12	26NOV/03DEC 5 PLYMPTON FOOTBALL
62	HODGE David	57	13.40	1985/86	14DEC/21DEC 5 SOUTH ROAD
63	DEY Richard	65	20.69	1999/00	25MAR/26MAR GF KESWICK
64	GIBBIE Mick	82	21.32	1998/99	09JAN/16JAN 7 BANK SA
65	SMITH John	94	16.87	1991/92	21MAR/22MAR FS SEAVIEW DOWNS
66	TEMBY Paul	129	17.92	2012/13	17NOV/24NOV 4 MORPHETTVILLE PARK
67	CONROY Jason	138	21.90	2012/13	03NOV/10NOV 3 MORPHETTVILLE PARK
68	ROWE Brenton	144	19.56	2010/11	27NOV/04DEC 5 PANORAMA
69	HUXTABLE Andrew	154	16.74	2009/10	14NOV/21NOV 4 PLYMPTON FOOTBALL
70	SCHULTZ Kristian	191	24.73	2015/16	24OCT/31OCT 2 GLENELG ANA
71	GIBBIE Dom	228	25.12	2011/12	03MAR/10MAR 11 SHEIDOW PARK

QUICKEST TO FIELDING MILESTONES

Rank	Player Name	Matches taken	Catch/Match	Year	Match when Milestone was achieved Date Rnd Opposition
150 CATCHES					
1	HUGHES Peter	305	0.50	2011/12	04FEB/11FEB 9 SOUTHERN
100 CATCHES					
1	CONROY Jason	169	0.59	2015/16	10OCT/17OCT 1 SHEIDOW PARK
2	HUGHES Peter	196	0.52	2002/03	23NOV 4 KENILWORTH
3	PALMER Dave	202	0.50	2016/17	29OCT 3 ST GEORGE
4	CONLEY Andrew	211	0.47	2010/11	22JAN/29JAN 8 SHEIDOW PARK
5	HODGE Andrew	222	0.45	2002/03	22FEB/01MAR 10 WESTERN YOUTH CENT
6	MARSHALL Ashley	231	0.43	2016/17	05NOV/12NOV 4 MORPHETTVILLE PARK
7	EDWARDS Rob	240	0.42	2004/05	20NOV/27NOV 4 SOUTHERN
8	PARHAM Trevor	267	0.37	2005/06	05NOV/12NOV 3 SEATON RAMBLERS
9	SMITH John	287	0.35	2011/12	07JAN/14JAN 7 COROMANDEL RAMBLER
75 CATCHES					
1	CONROY Brian	115	0.65	1992/93	20MAR/21MAR FS MODBURY HEIGHTS
2	HUGHES Peter	125	0.60	1996/97	12OCT/19OCT 1 HECTORVILLE
3	BROWNE Noel	130	0.58	2011/12	21JAN/28JAN 8 ICC SHARKS
4	CONROY Jason	138	0.54	2012/13	03NOV/10NOV 3 MORPHETTVILLE PARK
5	PALMER Dave	146	0.51	2011/12	10DEC/17DEC 6 PANORAMA
6	CONLEY Andrew	148	0.51	2004/05	04DEC 5 COROMANDEL RAMBLER
7	BURNETT Bill	152	0.50	1995/96	18NOV/25NOV 4 PLYMPTON FOOTBALL
8	HODGE Andrew	162	0.46	1997/98	13DEC/20DEC 6 SEACOMBE SALV'N AR
9	SMITH John	164	0.46	1998/99	06FEB/13FEB 9 NORTH HAVEN
10	MARSHALL Ashley	170	0.44	2011/12	08OCT 1 CLAPHAM

QUICKEST TO FIELDING MILESTONES CONTINUED...

Rank	Player Name	Matches taken	Catch/Match	Year	Match when Milestone was achieved Date	Rnd	Opposition
75 CATCHES CONTINUED...							
11	DEY Richard	171	0.44	2013/14	01MAR/08MAR	11	ICC SHARKS
12	DAVIDSON Phil	174	0.44	2009/10	17OCT/24OCT	2	ADELAIDE INDIANS
13	TEMBY Paul	175	0.43	2016/17	05NOV/12NOV	4	MORPHETTVILLE PARK
14	EDWARDS Rob	189	0.40	1999/00	25MAR/26MAR	GF	KESWICK
15	PARHAM Trevor	197	0.38	1998/99	24OCT/31OCT	2	SHEIDOW PARK
16	CRAIGIE Grant	203	0.37	2010/11	19FEB/26FEB	10	PLYMPTON FOOTBALL
17	BELL Geoff	236	0.32	2000/01	03MAR/10MAR	11	PLYMPTON FOOTBALL
18	WILKIN Anthony	268	0.28	2015/16	21NOV/28NOV	4	MORPHETTVILLE PARK
50 CATCHES							
1	CONROY Brian	72	0.71	1987/88	12DEC/19DEC	5	ROSEWATER
2	DEY Richard	78	0.64	2001/02	04NOV/11NOV	3	MORPHETTVILLE PARK
3	CONROY Jason	83	0.60	2000/01	18NOV/25NOV	4	SOUTHERN
4	PALMER Dave	86	0.58	2004/05	20NOV/27NOV	4	SOUTH ROAD
5	HUGHES Peter	88	0.57	1993/94	09OCT/16OCT	1	PLYMPTON FOOTBALL
6	CONLEY Andrew	89	0.56	1997/98	13DEC/20DEC	6	COROMANDEL RAMBLER
7	COOMBE Peter A	91	0.55	1991/92	30NOV/07DEC	4	KESWICK
8	BROWNE Noel	94	0.54	2006/07	04NOV/11NOV	3	ST GEORGE
9	ALSOP Greg	100	0.50	2006/07	18NOV/25NOV	4	PLYMPTON FOOTBALL
10	PARHAM Trevor	102	0.49	1989/90	28OCT/04NOV	2	SOUTH ROAD
11	TEMBY Paul	109	0.46	2010/11	11DEC/18DEC	6	MITCHELL PARK
12	BURNETT Bill	110	0.45	1991/92	11JAN/18JAN	7	COROMANDEL
13	DAVIDSON Phil	112	0.45	2003/04	10JAN/17JAN	7	COROMANDEL RAMBLER
14	BROWN David F	114	0.44	2005/06	05NOV/12NOV	3	ICC SHARKS
15	TONKIN Braedon	114	0.44	2017/18	10FEB/17FEB	12	ICC SHARKS
16	WILLCOX Steve	121	0.41	2006/07	03FEB/10FEB	9	COROMANDEL
17	WILLIAMS Scott	123	0.41	2001/02	02MAR/09MAR	11	SOUTH ROAD
18	HODGE Andrew	124	0.40	1993/94	23OCT/30OCT	2	PANORAMA
19	SMITH John	124	0.40	1995/96	21OCT/28OCT	2	BANK SA
20	WILLIAMS John	126	0.40	1996/97	23NOV/30NOV	4	CAMPB'TOWN/ANZ
21	EDWARDS Rob	127	0.39	1994/95	07JAN/14JAN	7	MITSUBISHI
22	MARSHALL Ashley	128	0.39	2007/08	05JAN/12JAN	7	BELAIR
23	CRAIGIE Grant	138	0.36	2003/04	06DEC	5	PLYMPTON FOOTBALL
24	GIBBIE Mick	138	0.36	2003/04	07FEB/14FEB	9	SHEIDOW PARK
25	HUCKSTEPP Craig	139	0.36	2011/12	18MAR/19MAR	FS	MORPHETTVILLE PARK
26	BELL Geoff	146	0.34	1992/93	27MAR/28MAR	GF	NORTH PARK
27	WILLIAMS Mark	153	0.33	2004/05	11DEC/18DEC	6	BELAIR
28	WILKIN Anthony	169	0.30	2005/06	04MAR/11MAR	11	GLENELG ANA
29	GIBBIE Dom	280	0.18	2016/17	11MAR	14	COROMANDEL RAMBLER
25 CATCHES (QUICKEST & SLOWEST)							
1	LANDORF Jason	29	0.90	1996/97	01MAR/08MAR	11	SOUTH ROAD
2	CORNELISSEN Jack	33	0.82	2017/18	09DEC/16DEC	7	SOUTH ROAD
3	CONROY Brian	33	0.76	1984/85	20OCT/27OCT	2	SOUTH ROAD
4	McNAMARA Trinity	38	0.66	1996/97	01MAR/08MAR	11	MODBURY HEIGHTS
5	HEDGER John	40	0.63	1992/93	09JAN/16JAN	7	SOUTH ROAD
6	COOMBE Peter A	43	0.58	1986/87	15NOV/22NOV	3	KENILWORTH
7	YOUNG Peter	43	0.58	2002/03	12OCT/19OCT	1	KENILWORTH
50	TONKIN Andrew	91	0.27	2010/11	27NOV/04DEC	5	PANORAMA
51	WILKIN Anthony	100	0.25	1999/00	11DEC/18DEC	6	PLYMPTON FOOTBALL
52	SCHULTZ Kristian	101	0.25	2007/08	06OCT/13OCT	1	ICC SHARKS
53	ROWE Brenton	105	0.24	2006/07	03FEB/10FEB	9	BELAIR
54	MONAHAN Phil	125	0.21	2016/17	21JAN	10	COVE
55	GIBBIE Dom	168	0.15	2006/07	06JAN/13JAN	7	NORTH HAVEN

QUICKEST TO WICKET-KEEPING MILESTONES

Rank	Player Name	WK Matches	Total Matches	Dismiss/WK Match	Year	Match when Milestone was achieved Date	Rnd	Opposition
300 DISMISSALS								
1	FORSTER Tony	145	151	2.07	1997/98	21FEB/28FEB	10	GLENELG ANA
200 DISMISSALS								
1	FORSTER Tony	104	109	1.96	1994/95	22OCT/29OCT	2	HECTORVILLE
100 DISMISSALS								
1	FORSTER Tony	58	63	1.72	1990/91	08DEC	5	SOUTH ROAD
2	HUXTABLE Andrew	63	118	1.60	2006/07	21OCT/28OCT	2	COROMANDEL RAMBLER
3	FULLER Paul	64	118	1.56	2003/04	06DEC	5	PLYMPTON FOOTBALL
4	SCHULTZ Kristian	65	160	1.54	2012/13	01DEC/08DEC	5	SOUTH ROAD
5	BROWN Andrew	75	90	1.33	2000/01	03FEB/10FEB	9	KESWICK
50 DISMISSALS								
1	MANOS George	24	25	2.17	1982/83	11DEC/18DEC	5	CIVIL AVIATION
2	SCHULTZ Kristian	28	34	1.82	2000/01	03FEB/10FEB	9	COROMANDEL RAMBLER
3	BARKER Terry	30	30	1.67	1982/83	05FEB/12FEB	8	SOUTH ROAD
4	PEARCE Darren	30	30	1.67	1991/92	04JAN	6	ETSA CAVALIERS
5	BROWN Andrew	30	44	1.67	1996/97	01MAR/08MAR	11	COROMANDEL RAMBLER
6	CRAM Don	31	58	1.65	1988/89	25FEB/04MAR	11	SEAVIEW DOWNS
7	TEMBY Paul	31	47	1.61	2004/05	29JAN/05FEB	9	WESTERN YOUTH CENT
8	BALYM Anton	32	33	1.59	2016/17	21JAN	10	SHEIDOW PARK
9	FULLER Paul	33	66	1.55	1997/98	10JAN/17JAN	7	BANK SA
10	FLAMANK Paul	33	38	1.55	2013/14	19OCT/26OCT	2	PLYMPTON FOOTBALL
11	FORSTER Tony	35	40	1.46	1987/88	05MAR/12MAR	11	HECTORVILLE
12	NOBLE Bob	35	107	1.43	1989/90	16DEC/23DEC	6	MITCHELL PARK
13	HUXTABLE Andrew	38	61	1.37	1999/00	09OCT/16OCT	1	WESTMINSTER O.S.
14	DEY Cameron	43	97	1.19	2000/01	03MAR/10MAR	11	PLYMPTON FOOTBALL
15	MARKS Greg	43	76	1.16	2016/17	17DEC	7	SOUTH PARK
16	ROWE Brenton	52	107	0.96	2006/07	03MAR/10MAR	11	SHEIDOW PARK

DIVISION 1 MILESTONES

QUICKEST TO BATTING MILESTONES IN DIVISION 1

Rank	Player Name	Matches taken	Batting Average	Year	Match when Milestone was achieved Date Rnd Opposition
4000 RUNS					
1	CONLEY Andrew	154	28.65	2005/06	18FEB/25FEB 10 MORPHETTVILLE PARK
3000 RUNS					
1	BURNETT Bill	116	31.76	1997/98	21FEB/28FEB 10 GLENELG ANA
2	CONLEY Andrew	120	28.33	2001/02	17NOV/24NOV 4 GLENELG ANA
3	WILLIAMS John	134	28.63	1998/99	07NOV/14NOV 3 HECTORVILLE
2000 RUNS					
1	BURNETT Bill	84	30.13	1994/95	22OCT/29OCT 2 HECTORVILLE
2	CONLEY Andrew	84	28.60	1997/98	11OCT/18OCT 1 PLYMPTON FOOTBALLE
3	WILLIAMS Mark	85	26.81	2001/02	16FEB/23FEB 10 COROMANDEL RAMBLER
4	PARHAM Trevor	94	23.28	2000/01	03FEB/10FEB 9 COROMANDEL RAMBLER
5	SCHULTZ Kristian	95	19.62	2006/07	03MAR/10MAR 11 ICC SHARKS
6	WILLIAMS John	103	26.03	1995/96	21OCT/28OCT 2 MITCHELL PARK
7	FORSTER Tony	130	23.03	1996/97	01MAR/08MAR 11 SOUTH ROAD
1000 RUNS					
1	O'CONNELL Lachlan	20	48.81	2001/02	05JAN/12JAN 7 COROMANDEL
2	BURNETT Bill	37	33.70	1989/90	03MAR/10MAR 11 HECTORVILLE
3	PARHAM Trevor	37	27.65	1988/89	28JAN/04FEB 9 KENILWORTH
4	GIBBIE Mick	38	26.95	1993/94	26MAR/27MAR GF HECTORVILLE
5	HEDGER John	42	27.92	1993/94	05FEB/12FEB 9 PANORAMA
6	WILLIAMS Mark	45	24.88	1997/98	08NOV/15NOV 3 PANORAMA
7	HARRISON Graham	47	25.98	1998/99	21NOV/28NOV 4 COROMANDEL RAMBLER
8	ALSOP Greg	47	20.63	2005/06	10DEC/17DEC 6 WESTMINSTER O.S.
9	WILLIAMS John	49	24.31	1989/90	20JAN/27JAN 8 KESWICK
10	SCHULTZ Kristian	53	18.94	2002/03	08MAR/15MAR 11 COROMANDEL
11	CONLEY Andrew	58	22.80	1994/95	04FEB/11FEB 9 COROMANDEL
12	DAVIDSON Phil	62	16.16	2003/04	06MAR/13MAR 11 WESTERN YOUTH CENT
13	HUGHES Peter	67	15.48	2004/05	29JAN/05FEB 9 WESTERN YOUTH CENT
14	FORSTER Tony	68	21.13	1991/92	11JAN/18JAN 7 COROMANDEL

QUICKEST TO BOWLING MILESTONES IN DIVISION 1

Rank	Player Name	Matches taken	Bowling Average	Year	Match when Milestone was achieved Date Rnd Opposition
300 WICKETS					
1	WILLIAMS John	132	15.25	1997/98	21MAR/22MAR FS PANORAMA
250 WICKETS					
1	WILLIAMS John	110	15.53	1995/96	02MAR/09MAR 11 COROMANDEL
200 WICKETS					
1	WILKIN Anthony	86	16.99	2001/02	02FEB/09FEB 9 ICC SHARKS
2	WILLIAMS John	88	15.67	1993/94	05MAR/12MAR 11 ADELAIDE CAVALIERS
150 WICKETS					
1	COOMBE Peter A	58	16.46	1992/93	27MAR/28MAR GF ANZ BANK
2	WILLIAMS John	66	16.61	1990/91	23MAR/24MAR GF PLYMPTON FOOTBALLE
3	WILKIN Anthony	70	16.83	2000/01	18NOV/25NOV 4 PLYMPTON FOOTBALLE
4	CONLEY Andrew	110	19.47	1999/00	04MAR/11MAR 11 KESWICK
100 WICKETS					
1	COOMBE Peter A	42	17.08	1989/90	17FEB/24FEB 10 PORT DISTRICT
2	BURTENSHAW Dave	43	16.84	2001/02	17NOV/24NOV 4 GLENELG ANA
3	DENIET Scott	44	22.25	2006/07	06JAN/13JAN 7 NORTH HAVEN
4	WILLIAMS John	48	17.66	1989/90	06JAN/13JAN 7 COROMANDEL RAMBLER
5	WILKIN Anthony	53	17.56	1996/97	26OCT/02NOV 2 KESWICK
6	WILLIAMS Scott	60	20.37	1998/99	24OCT/31OCT 2 PANORAMA
7	BROWNE Noel	61	24.29	1997/98	24JAN/31JAN 8 MORPHETTVILLE PARK
8	CONLEY Andrew	72	18.49	1995/96	16MAR/17MAR FS SOUTH ROAD

QUICKEST TO WICKET-KEEPING MILESTONES IN DIVISION 1

Rank	Player Name	WK Matches	Total Matches	Dismiss/ WK Match	Year	Match when Milestone was achieved Date Rnd Opposition
300 DISMISSALS						
1	FORSTER Tony	142	144	2.13	1997/98	21MAR/22MAR FS PANORAMA
200 DISMISSALS						
1	FORSTER Tony	100	102	2.01	1994/95	19NOV/26NOV 4 PLYMPTON FOOTBALLE
100 DISMISSALS						
1	FORSTER Tony	56	57	1.79	1990/91	19JAN/26JAN 8 COROMANDEL RAMBLER
50 DISMISSALS						
1	SCHULTZ Kristian	27	29	1.89	2000/01	03FEB/10FEB 9 COROMANDEL RAMBLER
2	FORSTER Tony	34	35	1.56	1988/89	19NOV/26NOV 4 KESWICK

RUNS & WICKETS IN EACH GRADE

RUNS	A	B	C	D	Total
CONLEY Andrew	4365 @ 29	924 @ 40	2430 @ 41	524 @ 37	8243 @ 33
PARHAM Trevor	3755 @ 25	1977 @ 22	1713 @ 30	184 @ 23	7629 @ 25
HUGHES Peter	1118 @ 13	4975 @ 22	1062 @ 33	421 @ 42	7576 @ 21
EDWARDS Rob	1246 @ 22	3193 @ 25	2124 @ 36	-	6563 @ 27
HODGE Andrew	1965 @ 29	1012 @ 22	1149 @ 24	2102 @ 50	6228 @ 31
CRAIGIE Grant	211 @ 10	2747 @ 21	2058 @ 35	585 @ 27	5601 @ 24
BURNETT Bill	4945 @ 36	13 @ 13	110 @ 55	-	5068 @ 36
GIBBIE Dom	11 @ 11	1463 @ 16	2644 @ 25	916 @ 20	5034 @ 21
BELL Geoff	246 @ 14	849 @ 15	861 @ 25	2952 @ 31	4908 @ 24
SCHULTZ Kristian	4175 @ 21	44 @ 7	17 @ 17	-	4236 @ 20
GIBBIE Mick	1887 @ 26	1982 @ 35	-	300 @ 38	4169 @ 30
SMITH John	- @ 0	2189 @ 21	1608 @ 18	314 @ 31	4111 @ 20
DAVIDSON Phil	2431 @ 17	1133 @ 25	122 @ 61	362 @ 52	4048 @ 21
CONROY Brian	279 @ 23	2644 @ 32	190 @ 24	920 @ 38	4033 @ 32
WILLIAMS Mark	2521 @ 25	1360 @ 27	65 @ 33	-	3946 @ 26
TEMBY Paul	2454 @ 20	1069 @ 26	177 @ 30	240 @ 27	3940 @ 22
PALMER Dave	518 @ 12	2636 @ 21	360 @ 20	291 @ 17	3805 @ 18
WILLIAMS John	3243 @ 27	117 @ 29	-	-	3360 @ 28
DEY Richard	1146 @ 16	1643 @ 19	226 @ 21	330 @ 41	3345 @ 19
BURNETT Tom	2370 @ 29	491 @ 18	110 @ 22	176 @ 17	3147 @ 28
MARSHALL Ashley	256 @ 10	1300 @ 15	809 @ 16	546 @ 17	2911 @ 15
FORSTER Tony	2763 @ 26	68 @ 23	-	-	2831 @ 26
ALSOPI Greg	1328 @ 19	1443 @ 40	36 @ 18	-	2807 @ 26
MONAHAN Phil	59 @ 30	1472 @ 18	751 @ 23	523 @ 26	2805 @ 21
HUXTABLE Andrew	741 @ 13	358 @ 15	1384 @ 20	54 @ 27	2537 @ 17
NOBLE Bob	411 @ 15	2067 @ 27	-	-	2478 @ 24
DALY Mick	233 @ 17	1427 @ 22	751 @ 36	-	2411 @ 24
HEDGER John	1871 @ 23	272 @ 21	34 @ 34	182 @ 18	2359 @ 22
TOKIN Andrew	386 @ 15	808 @ 13	730 @ 25	405 @ 19	2329 @ 17
GIBBIE John	-	1 @ 1	34 @ 34	2266 @ 30	2301 @ 29
LIPSETT Wes	2175 @ 35	-	38 @ 38	-	2213 @ 35
CONROY Jason	86 @ 7	259 @ 7	1439 @ 15	379 @ 16	2163 @ 13
FULLER Paul	85 @ 14	1804 @ 17	21 @ 11	61 @ 12	1971 @ 16
ROWE Brenton	22 @ 4	1076 @ 12	651 @ 14	205 @ 29	1954 @ 13
PANSINI Angelo	125 @ 21	362 @ 30	1149 @ 36	285 @ 71	1921 @ 36
WILLCOX Steve	23	202 @ 13	955 @ 19	681 @ 16	1861 @ 18
O'CONNELL Lachla	1646 @ 39	65 @ 65	120 @ 24	-	1831 @ 38
BROWN David F	-	23 @ 4	1037 @ 15	769 @ 15	1829 @ 14
McNAMARA Trinity	747 @ 32	267 @ 27	708 @ 23	102 @ 20	1824 @ 26
CRAM Don	50 @ 13	965 @ 19	335 @ 20	383 @ 14	1733 @ 18
WILKIN Anthony	374 @ 8	966 @ 13	183 @ 9	170 @ 17	1693 @ 11
HARRISON Graham	1099 @ 27	329 @ 30	-	207 @ 207	1635 @ 31
FERGUSON Haimish	737 @ 27	693 @ 30	184 @ 18	-	1614 @ 27
COOMBE Peter A	1286 @ 37	165 @ 33	29 @ 15	125 @ 25	1605 @ 34
HOLST Bill	137 @ 11	725 @ 18	526 @ 38	45 @ 9	1433 @ 20
SWIFT Andrew	-	194 @ 11	457 @ 15	766 @ 21	1417 @ 17
DEANE Andrew	895 @ 24	512 @ 27	-	-	1407 @ 25
HALL Michael	- @ 0	838 @ 23	302 @ 17	261 @ 26	1401 @ 21
HARRIS Glenn	-	-	1123 @ 56	278 @ 28	1401 @ 47
BROWNE Noel	445 @ 13	175 @ 18	539 @ 23	208 @ 19	1367 @ 17
DEY Cameron	-	35 @ 6	482 @ 12	832 @ 15	1349 @ 13
BALYM Anton	1304 @ 33	-	-	-	1304 @ 33
HODGE David	356 @ 15	474 @ 21	394 @ 39	62 @ 9	1286 @ 20
DENIET Josh	1012 @ 20	64 @ 13	194 @ 16	-	1270 @ 19
GREEN Anthony	2 @ 1	152 @ 11	821 @ 19	254 @ 11	1229 @ 15
RUSSELL Nic	551 @ 22	172 @ 29	178 @ 59	270 @ 54	1171 @ 30
EMERY Peter	-	28 @ 28	580 @ 23	535 @ 54	1143 @ 32
WICKETS	A	B	C	D	Total
WILKIN Anthony	212 @ 17	242 @ 16	79 @ 16	53 @ 14	586 @ 16
BELL Geoff	130 @ 16	192 @ 18	5 @ 41	141 @ 15	468 @ 17
MARSHALL Ashley	88 @ 15	197 @ 16	94 @ 19	62 @ 20	441 @ 17
SMITH John	-	93 @ 24	301 @ 15	28 @ 19	422 @ 17
WILLIAMS John	314 @ 16	12 @ 16	-	-	326 @ 16
WILLIAMS Scott	182 @ 21	115 @ 15	22 @ 21	6 @ 21	325 @ 19
COOMBE Peter A	231 @ 16	21 @ 17	6 @ 16	17 @ 9	275 @ 15
BROWN David F	-	13 @ 29	176 @ 18	82 @ 16	271 @ 18
GIBBIE John	-	9 @ 12	3 @ 59	243 @ 15	255 @ 15
BROWNE Noel	110 @ 26	44 @ 20	61 @ 28	36 @ 15	251 @ 24
CRAIGIE Grant	13 @ 25	212 @ 21	4 @ 21	-	229 @ 22
HUCKSTEPP Craig	17 @ 28	86 @ 20	77 @ 18	37 @ 16	217 @ 19
MAZURKE Danny	6 @ 42	80 @ 19	94 @ 16	-	180 @ 18
WILLCOX Steve	-	37 @ 26	77 @ 27	62 @ 21	176 @ 25
GIBBIE Mick	25 @ 23	130 @ 18	-	21 @ 13	176 @ 18
CONLEY Andrew	158 @ 21	8 @ 20	9 @ 19	-	175 @ 21
DENIET Scott	123 @ 22	29 @ 15	7 @ 8	12 @ 15	171 @ 20
TOKIN Andrew	35 @ 24	72 @ 23	39 @ 24	16 @ 35	162 @ 25
SCOTT Ron	2 @ 51	42 @ 22	102 @ 18	13 @ 14	159 @ 19
SINCLAIR Bob	121 @ 11	26 @ 13	-	9 @ 30	156 @ 13
SIDON Brendon	129 @ 23	12 @ 20	14 @ 15	-	155 @ 22
PAPAGALLO Frank	125 @ 16	24 @ 12	-	-	149 @ 15
WILLIAMS Rowan	132 @ 20	17 @ 22	-	-	149 @ 20
GREEN Anthony	-	14 @ 24	80 @ 23	47 @ 20	141 @ 22
DENIET Josh	111 @ 18	7 @ 44	22 @ 33	-	140 @ 22
McNAMARA Trinity	31 @ 17	22 @ 23	75 @ 15	9 @ 24	137 @ 17
BURTENSHAW Dave	137 @ 17	-	-	-	137 @ 17
RUSBY Shane	99 @ 15	32 @ 16	-	-	131 @ 15
BRAMMY Simon	56 @ 22	50 @ 21	53 @ 17	10 @ 10	129 @ 20
HUMPHERY Peter	-	-	53 @ 29	71 @ 23	124 @ 26
DEANE Andrew	41 @ 23	83 @ 12	-	-	124 @ 16
PATMORE Dave	3 @ 9	108 @ 11	-	-	111 @ 11
BROWN Mike	-	27 @ 24	76 @ 19	1 @ 76	104 @ 21
BRYSON Brett	-	-	76 @ 19	28 @ 13	104 @ 17
TOKIN Braedon	25 @ 19	48 @ 23	24 @ 37	5 @ 33	102 @ 26
LYNE Mick	12 @ 27	45 @ 23	12 @ 12	31 @ 16	100 @ 20
PARHAM Trevor	65 @ 13	26 @ 31	2 @ 27	-	93 @ 19
HURCOMBE Peter	76 @ 15	15 @ 18	-	-	91 @ 15
ISLAM Robiul	79 @ 13	12 @ 18	-	-	91 @ 14
FROST Justin	65 @ 27	23 @ 21	3 @ 23	-	91 @ 25
PANSINI Angelo	3 @ 35	15 @ 25	56 @ 17	12 @ 12	86 @ 19
MATTHEWS Jacob	37 @ 25	49 @ 16	-	-	86 @ 20
STEER Peter	18 @ 25	61 @ 19	6 @ 20	-	85 @ 20
BRUSNAHAN Dale	1 @ 16	78 @ 18	4 @ 13	-	83 @ 18

YOUNGEST AND OLDEST**CENTURIES****YOUNGEST CENTURY MAKERS FOR WARRADALE (YOUNGER THAN 22 YEARS OLD)**

							Scoring Stroke					Bat	Grade		
Rank	Age Years	Player Name	Playr Score	Time Min	% Tm	%@ Cr	6s	4s	3s	2s	1s	Pos	&Div	Opposition	Date
1	19.39	SHIPP Andrew	115*	135	41	52	-	14	7	8	22	No4	B 3	SOUTH ROAD	14-Dec-1985
2	19.50	HARRISON Graham	207	156	66	81	7	30	1	7	28	No4	D 6	MITCHAM	02-Nov-1991
3	19.60	BURNETT Bill	133*	200	44	50	1	18	-	-	55	No4	A 3	HECTORVILLE	13-Nov-1982
4	20.01	BRUSNAHAN Dale	101*	156	66	66	-	7	5	18	22	Open	B 4	SOUTH ROAD	16-Dec-2017
5	20.45	FERGUSON Haimish	140*	158	52	52	1	23	-	9	24	Open	A 3	SHEIDOW PARK	22-Oct-2016
6	20.65	BURNETT Bill	111*	190	49	54	-	10	2	12	41	No4	A 2	CIVIL AVIATION	03-Dec-1983
7	20.83	McNAMARA Trinity	111	114	47	65	10	5	-	12	7	No6	C 5	PLYMPTON FOOTB	08-Feb-1997
8	21.75	BURNETT Bill	110*	162	44	58	4	9	1	9	29	No5	A 2	ANZ BANK	05-Jan-1985
9	21.96	BURNETT Bill	110	230	53	59	-	9	6	13	30	No4	A 2	KARANA	23-Mar-1985

OLDEST CENTURY MAKERS FOR WARRADALE (OLDER THAN 46 YEARS OLD)

	Age		Playr	Time	%	%	Scoring	Stroke	Bat	Grade		
Rank	Years	Player Name	Score	Min	Tm	Cr	6s 4s 3s 2s 1s	6s 4s 3s 2s 1s	Pos	&Div	Opposition	Date
1	54.92	HUGHES Peter	125	243	36	39	1 15 - 10 39	1 15 - 10 39	Open	D 7	WOODCROFT	12-Mar-2016
2	54.42	CONLEY Andrew	104	146	51	56	- 21 - - 20	- 21 - - 20	Open	D 8	MORPHETT VALE	14-Oct-2018
3	51.75	HUGHES Peter	123*	171	47	53	2 15 - 13 25	2 15 - 13 25	No4	B 4	NORTH HAVEN	12-Jan-2013
4	49.89	WILSON Gary	105*	115	64	64	7 11 - 5 9	7 11 - 5 9	No3	D 8	SHEIDOW PARK	04-Feb-2017
5	49.78	CONLEY Andrew	129*	254	50	50	1 19 - 5 37	1 19 - 5 37	Open	B 4	HAMILTON	22-Feb-2014
6	49.61	HUGHES Peter	107*	118	60	63	- 22 - 1 17	- 22 - 1 17	No4	B 3	KESWICK	20-Nov-2010
7	48.04	CRAIGIE Grant	108	118	26	52	4 13 - - 32	4 13 - - 32	No5	C 6	PORT NOARLUNGA	18-Oct-2014
8	47.97	PARHAM Trevor	128	140	43	68	3 18 - 9 20	3 18 - 9 20	Open	C 7	SOUTH ROAD	28-Oct-2006
9	47.92	PANSINI Angelo	120	141	49	53	5 14 - 5 24	5 14 - 5 24	No3	C 7	SOUTH PARK	17-Dec-2016
10	47.88	PANSINI Angelo	110*	97	66	66	2 15 1 6 23	2 15 1 6 23	No3	C 7	MITCHELL PARK	03-Dec-2016
11	47.84	PANSINI Angelo	126	51	63	80	10 10 1 5 13	10 10 1 5 13	Open	C 7	PORT NOARLUNGA	19-Nov-2016
12	47.67	CONLEY Andrew	120*	169	67	67	5 17 - 2 18	5 17 - 2 18	Open	C 6	COROMANDEL RAM	14-Jan-2012
13	47.44	CONLEY Andrew	163*	154	50	50	3 29 - - 29	3 29 - - 29	Open	C 6	SOUTH ROAD	22-Oct-2011
14	47.10	EDWARDS Rob	135*	232	50	50	3 16 - 8 32	3 16 - 8 32	No3	B 2	SHEIDOW PARK	24-Oct-1998
15	46.87	HUGHES Peter	103	145	27	41	- 17 - 6 23	- 17 - 6 23	No5	B 4	WESTERN YOUTH	23-Feb-2008
16	46.78	PANSINI Angelo	212*	100	82	82	17 18 - 10 18	17 18 - 10 18	Open	D 7	HAMILTON	31-Oct-2015
17	46.28	BELL Geoff	107	184	43	52	- 14 - 8 35	- 14 - 8 35	Open	D 6	HECTORVILLE	02-Feb-2002
18	46.22	PARHAM Trevor	179*	234	63	63	3 25 - 10 41	3 25 - 10 41	Open	C 5	ST GEORGE	29-Jan-2005
		OLDEST in A Grade										
	44.84	BALYM Anton	104*	149	39	43	- 18 - 9 14	- 18 - 9 14	Open	A 3	SHEIDOW PARK	22-Oct-2016

SIX-FORS**YOUNGEST 6 WICKET HAULS FOR WARRADALE (YOUNGER THAN 22 YEARS OLD)**

Rank	Age Years	Player Name	Over	Mdn	Runs	Wkts	Ave	Ba/ Wkt	Run/ Over	%Tm Wkt	Grade &Div	Opposition	Date
1	16.64	DENIET Josh	9	3	16	6	2.7	9.0	1.8	60	C 6	NORTH HAVEN	15-Dec-2007
2	18.12	KUSTERMANN Bernie	5.5	2	7	6	1.2	5.8	1.2	67	C 6	EDWARDSTOWN	02-Dec-1989
3	18.74	PAPAGALLO Frank	8.4	5	19	7	2.7	7.4	2.2	70	B 7	MITCHELL PARK	28-Mar-1981
4	19.51	McNAMARA Trinity	19	5	49	6	8.2	19.0	2.6	60	C 5	MODBURY HEIGHT	14-Oct-1995
5	19.86	BRUSNAHAN Dale	9.4	3	29	6	4.8	9.7	3.0	60	B 4	COROMANDEL	21-Oct-2017
6	20.22	TRAPPETT Doug	12	2	49	7	7.0	10.3	4.1	70	B 2	MITCHELL PARK	07-Mar-1987
7	20.27	CRAIGIE Grant	13.3	1	36	6	6.0	13.5	2.7	60	B 2	SALESIAN	10-Jan-1987
8	20.70	McNAMARA Trinity	16.2	2	57	7	8.1	14.0	3.5	70	C 5	ST GEORGE	21-Dec-1996
9	20.85	STEER Peter	17	2	51	7	7.3	14.6	3.0	70	B 4	MITCHELL PARK	12-Nov-1983
10	21*	LITSTER Dave	20	4	55	7	7.9	17.1	2.8	70	B 3	ADELAIDE CAVAL	18-Nov-1995
11	21*	RANGER Brenton	14	4	34	6	5.7	14.0	2.4	67	B 7	MITCHELL PARK	21-Mar-1981
12	21.22	STEER Peter	6.4	1	14	7	2.0	5.7	2.1	70	B 4	ADELAIDE CAVAL	24-Mar-1984
13	21.49	MARSHALL Ashley	5.3	1	6	6	1.0	5.5	1.1	67	D 5	COROMANDEL	01-Nov-1997
14	21.63	McNAMARA Trinity	15	4	29	6	4.8	15.0	1.9	60	C 4	SOUTHERN	29-Nov-1997

* Approximate age - exact birth date is not known. Other possible contenders for this table whose birth dates are unknown are: Dave LISTON 7/55 in 1999, Shaun EDWARDS 6/75 & 6/81 in 2005.

OLDEST 6 WICKET HAULS FOR WARRADALE (OLDER THAN 46 YEARS OLD)

Rank	Age Years	Player Name	Over	Mdn	Runs	Wkts	Ave	Ba/ Wkt	Run/ Over	%Tm Wkt	Grade &Div	Opposition	Date
1	52.59	SMITH John	15	2	66	6	11.0	15.0	4.4	75	C 4	KENILWORTH	18-Oct-2003
2	50.98	SMITH John	13.5	2	68	7	9.7	11.9	4.9	70	C 5	ICC SHARKS	09-Mar-2002
3	50.77	BRYSON Brett	14.1	6	22	6	3.7	14.2	1.6	60	C 7	PORT NOARLUNGA	26-Nov-2016
4	50.29	WILKIN Anthony	13	3	32	6	5.3	13.0	2.5	60	C 6	MORPHETTVILLE	21-Nov-2015
5	49.91	BRYSON Brett	10	1	35	6	5.8	10.0	3.5	60	D 7	MITCHELL PARK	16-Jan-2016
6	48.72	SMITH John	10	6	5	6	0.8	10.0	0.5	75	C 4	SOUTH ROAD	04-Dec-1999
7	47.86	SMITH John	19.2	5	31	7	4.4	16.6	1.6	70	C 4	PANORAMA	23-Jan-1999
8	47.19	SCOTT Ron	12	3	23	6	3.8	12.0	1.9	60	C 7	PLYMPTON FOOTB	28-Jan-2017
9	46.78	PANSINI Angelo	6.2	3	7	7	1.0	5.4	1.1	78	D 7	HAMILTON	31-Oct-2015

BEFORE XMAS

MOST RUNS IN A SEASON BEFORE XMAS

Rank	Player Name	Ga	Inn	NO	Runs	Ave	Innings Scores							%	%@	Strokes			Year & Div
							Hi	100	>50	>30	>10	>0*	0	Tm	Cr	6s	4s	1s	
1	CONLEY Andrew	7	7	3	458	114.5	104	1	4	1	-	1	-	34	47	2	67	146	2017/18 8;6;4
2	TEMBY Paul	7	6	-	428	71.3	138	2	1	1	1	1	-	29	66	26	47	62	2016/17 5;7
3	PANSINI Angelo	7	7	1	427	71.2	126	3	-	1	1	1	1	33	65	23	44	71	2016/17 7;5
4	ALSOP Greg	6	5	-	405	81.0	118	3	-	2	-	-	-	36	55	16	35	89	2001/02 3
5	EDWARDS Rob	6	7	2	400	80.0	86*	-	5	1	1	-	-	31	49	6	47	105	1995/96 5
6	HARRIS Glenn	7	7	3	381	95.3	120*	1	2	2	2	-	-	28	61	19	41	87	2017/18 6
7	GIBBIE Mick	6	6	-	370	61.7	98	-	4	2	-	-	-	28	54	9	41	103	2002/03 6;2
8	HODGE Andrew	6	6	1	367	73.4	123	1	3	1	-	1	-	30	58	4	53	70	1997/98 5
9	PANSINI Angelo	6	6	2	345	86.3	212*	1	1	-	3	1	-	30	71	26	31	41	2015/16 6;7
10	CONLEY Andrew	6	4	-	340	85.0	126	3	-	-	-	1	-	27	48	5	54	82	2009/10 6
11	HODGE Andrew	6	6	1	329	65.8	91	-	4	1	-	1	-	30	61	9	43	65	1996/97 6
12	HARRIS Glenn	7	7	1	329	54.8	172	1	-	3	3	-	-	26	67	11	48	41	2016/17 7
13	CRAIGIE Grant	6	6	-	317	52.8	107	1	2	-	2	-	1	29	52	8	31	86	2007/08 6
14	WILSON Gary	7	7	2	308	61.6	81*	-	3	2	1	1	-	22	70	25	22	46	2016/17 8
15	BELSAK Andrew	6	6	-	302	50.3	117	1	2	-	3	-	-	24	56	9	42	58	2015/16 2
16	DALY Mick	5	4	-	300	75.0	123	1	2	-	1	-	-	25	50	7	40	64	1989/90 6
17	LIPSETT Wes	6	6	1	290	58.0	104*	2	-	2	-	2	-	27	51	6	38	52	2013/14 2

MOST WICKETS IN A SEASON BEFORE XMAS

Rank	Player Name	Ga	In	Overs	Mdn	Runs	Wkts	Ave	Innings Figures					Ba/Wkt	Run/Over	%	Tm	Year & Div
									Best	6w	5w	4w	3w					
1	SINCLAIR Bob	6	9	109.2	28	231	29	8.0	7/24	1	3	-	1	23	2.1	40	1980/81	5
2	WILKIN Anthony	6	7	126.2	26	371	29	12.8	6/43	1	1	3	2	26	2.9	47	2000/01	1
3	PATMORE Dave	5	9	85.4	30	204	28	7.3	6/28	1	3	-	-	18	2.4	33	1981/82	6
4	GIBBIE John	6	7	100.4	12	364	27	13.5	6/42	1	1	2	2	22	3.6	41	1996/97	6
5	SINCLAIR Bob	6	9	98.4	38	164	26	6.3	5/14	-	1	2	2	23	1.7	30	1979/80	6
6	BURTENSHAW Dave	6	7	116	29	298	26	11.5	5/18	-	3	1	1	27	2.6	43	2002/03	1
7	BELL Geoff	5	7	80.1	15	236	25	9.4	6/33	1	-	3	2	19	2.9	38	1980/81	7
8	BELL Geoff	5	7	80.1	28	199	23	8.7	7/40	1	1	2	-	21	2.5	38	1981/82	4
9	KING Dave	5	9	91.1	43	138	22	6.3	6/29	1	1	1	1	25	1.5	29	1979/80	6
10	DENIET Josh	7	8	79.4	28	180	22	8.2	5/30	-	1	2	1	22	2.3	28	2016/17	3
11	DEANE Andrew	5	8	99	22	279	22	12.7	5/76	-	1	2	2	27	2.8	31	1984/85	3
12	MAZURKE Danny	5	6	86	20	220	21	10.5	6/38	1	1	1	1	25	2.6	38	1991/92	5
13	BRYSON Brett	6	8	61.1	19	159	20	8.0	6/22	1	-	2	-	18	2.6	27	2016/17	7
14	GIBBIE John	6	7	73.3	18	210	20	10.5	5/21	-	2	1	1	22	2.9	37	1995/96	6
15	SMITH John	5	5	64	11	245	20	12.3	7/39	1	1	1	-	19	3.8	49	1992/93	4
16	BELL Geoff	5	6	87.4	21	253	20	12.6	5/37	-	2	1	1	26	2.9	41	1986/87	2
17	PAPAGALLO Frank	6	6	91	14	282	20	14.1	6/32	1	-	1	2	27	3.1	37	1984/85	2
18	EDWARDS Shaun	6	6	105	16	425	20	21.3	6/81	1	-	3	-	32	4.0	43	2005/06	1

MOST WICKET-KEEPING DISMISSALS IN A SEASON BEFORE XMAS

Rank	Player Name	Games	WK Games	WK Ct	St	Total	per WK Match	Year & Div
1	HUXTABLE Andrew	6	6	12	5	17	2.83	2007/08 2
2	BROWN Andrew	6	6	10	6	16	2.67	1996/97 6
3	FORSTER Tony	6	6	10	6	16	2.67	1997/98 1
4	SCHULTZ Kristian	6	6	14	1	15	2.50	2012/13 2
5	TEMBY Paul	6	6	13	1	14	2.33	2004/05 1
6	FORSTER Tony	4	4	10	3	13	3.25	1987/88 1
7	FORSTER Tony	4	4	7	6	13	3.25	1991/92 1
8	MANOS George	5	5	10	3	13	2.60	1981/82 6
9	HUXTABLE Andrew	6	6	13	-	13	2.17	2002/03 1

MOST CATCHES BY FIELDSMAN IN A SEASON BEFORE XMAS

Rank	Player Name	Games	Catches	Ct/Match	Year & Div
1	PARR Ashley	5	12	2.40	2001/02 5;6
2	CONROY Jason	6	11	1.83	1995/96 5;3
3	CONROY Brian	5	10	2.00	1987/88 2
4	LANDORF Jason	5	10	2.00	1996/97 2;5
5	FORSTER Sean	6	10	1.67	2003/04 4

HIGHEST SUCCESSFUL RUN CHASES FOR EACH GRADE

Grade	Score Chased	Ground	Div	Round & Season
A GRADE	262	Warradale Primary	3	R1 1982/83
	KARANA 10-262 in 55 overs WARRADALE 4-271 in 56 overs			
B GRADE	331	Marymount/Mawson	5	R5 2016/17
	NORTH HAVEN 6-331 in 60 overs WARRADALE 8-340 in 59.5 overs			
C GRADE	285	Brighton High	6	R5 2015/16
	NORTH HAVEN 2-285 in 40 overs WARRADALE 6-287 in 36 overs			
D GRADE	279	AWAY Ground	7	R5 2014/15
	MITCHELL PARK 8-279 in 60 overs WARRADALE 9-294 in 52.5 overs			

MOST SUCCESSIVE GAMES PLAYED

Games	Name	From	To
320	HUGHES Peter	r2 1991/92	CURRENT
233	MARSHALL Ashley	GF 1996/97	r13 2016/17
122	CRAIGIE Grant	GF 1985/86	r7 1996/97
122	WILKIN Anthony	r2 1994/95	r3 2004/05
118	EDWARDS Rob	r1 1995/96	r1 2005/06
114	BROWN Andrew	r1 1993/94	r11 2002/03
98	GIBBIE Dom	r7 1996/97	r2 2005/06
98	PALMER Dave	r5 2008/09	r9 2016/17
83	BROWN David	r1 1995/96	r3 2002/03
83	WILLIAMS Rowan	r4 2010/11	r1 2017/18
78	MONAHAN Phil	r2 2008/09	r2 2015/16
77	NOBLE Bob	r1 1980/81	r7 1986/87
68	DEY Cameron	r1 1991/92	r10 1996/97
68	HODGE Vin	r11 1995/96	r7 2001/02
68	DAVIDSON Phil	r6 2001/02	r3 2007/08
68	GIBBIE Dom	r4 2007/08	r2 2013/14
66	PANSINI Angelo	r1 2013/14	CURRENT
65	TEMBY Paul	r2 2013/14	CURRENT
62	SCHULTZ Kristian	r9 1997/98	r4 2003/04
61	GIBBIE Dom	r1 1991/92	r5 1996/97
61	GIBBIE John	r8 1991/92	r8 1996/97
61	TEMBY Paul	r11 2005/06	r2 2011/12
59	CONLEY Andrew	r6 2007/08	r5 2012/13
58	SCHULTZ Kristian	r7 2004/05	r7 2009/10
58	DENIET Josh	r5 2012/13	GF 2016/17
57	GIBBIE Mick	r1 1991/92	r6 1995/96
57	BELL Geoff	r6 1995/96	r3 2000/01
56	PARHAM Trevor	r2 1979/80	r11 1983/84
56	BURNETT Bill	r2 1981/82	r11 1985/86
54	BROWN Mike	r7 1989/90	r2 1994/95
54	CONROY Jason	r10 2011/12	r7 2016/17
53	BALYM Anton	r1 2014/15	CURRENT
53	MONAGHAN Scott	r3 2014/15	CURRENT
52	BELL Geoff	SF 1990/91	r4 1995/96

* matches missed when the player's grade (or a lower grade) isn't playing (e.g. byes, forfeits, finals) do not break a sequence.

MOST GAMES PLAYED WITHOUT PLAYING IN A PREMIERSHIP

Rank	Games	Seasons	Name
1	206	24	CONROY Jason
2	156	17	ROWE Brenton
3	140	13	MONAHAN Phil
4	132	19	WILLCOX Steve
5	85	11	BROWN Mike
6	82	14	SWIFT Andrew
7	80	10	LUONG Bang
8	69	9	HALL Michael
9	64	8	YOUNG Peter
10	61	7	HARRISON Graham
11	60	7	BURTENSHAW Dave
12	59	5	SPANTON Troy

MOST SEASONS PLAYED

RANK	SEASONS	PLAYERS
1	37	John SMITH
2	36	Trevor PARHAM
3	33	Geoff BELL, Peter HUGHES
5	30	Andrew CONLEY
6	28	Rob EDWARDS
7	27	Grant CRAIGIE, Dom GIBBIE, Anthony WILKIN
10	26	Andrew HODGE
11	24	Scott WILLIAMS, Jason CONROY
13	23	Phil DAVIDSON, Richard DEY
15	22	Ashley MARSHALL, Dave PALMER
17	21	Kristian SCHULTZ
18	20	Bill BURNETT, Andrew HUXTABLE, David BROWN, Noel BROWNE
22	19	Steve WILLCOX, Craig HUCKSTEPP, Paul FULLER
25	18	Paul TEMBY
26	17	Brenton ROWE
27	16	John WILLIAMS, Mark WILLIAMS, Andrew 'The Lizard' BROWN, Cameron DEY, Andrew TONKIN
32	15	John HEDGER, Anthony GREEN
34	14	Peter A COOMBE, Tony FORSTER, Tom BURNETT, Dave HODGE, Andrew SWIFT
39	13	Brian CONROY, Simon BRAMMY, Brendon SIDON, Mick GIBBIE, Phil MONAHAN, Josh DENIET, Ron SCOTT
46	12	Don CRAM, Danny MAZURKE
48	11	Bob NOBLE, Mike DALY, Mike BROWN, Lachlan O'CONNELL, Columbia CAIRNEY, Braedon TONKIN
54	10	Greg ALSOP, Peter HUMPHERY, Bang LUONG, Trinity McNAMARA, Bill HOST, Anthony SCOTT, Paul LOUGHEAD, Rowan WILLIAMS

HAT TRICKS (3 WICKETS IN SUCCESSIVE BALLS)

PLAYER	OPPONENT	Rnd	SEASON	Div & Grd	O	M	R	W
Herb COCHRANE	National Bank	10	1983/84	2 A	20	6	39	9
John WILLIAMS	Port Districts	10	1989/90	1 A	8.1	-	17	4
Peter COOMBE	Mitcham	2	1999/00	6 D	10	1	23	3
Ashley MARSHALL	St George	3	2006/07	7 C	7	2	35	6
Simon MYSTUIK	ICC Sharks	10	2007/08	6 C	9.5	4	41	5
Andrew TONKIN*	ICC Sharks	10	2007/08	2 A	10	2	28	4
Chad TRUSCOTT	Plympton Fb	1	2012/13	6 C	10	5	27	3
Anthony WILKIN**	Sheidow Pk	8	2013/14	7 D	13	4	21	5
Dale BRUSNAHAN	Coromandel	3	2017/18	4 B	9.4	3	29	6

*Andrew Tonkin took 4 wickets in 5 balls – the 4th ball was a no ball.

**Joel Wilkin took the hat trick in his 250th game. He finished the innings taking 5/0 off 10 balls.

➤ Jason Conroy took 3 wickets in 4 balls with the hat trick ball being dropped vs Adelaide Cavaliers, R10, 1999/00 (4C) – 10/1/25/3

➤ Andrew Deane took 4 wickets in 5 balls with the 3rd ball being a wide vs Adelaide Cavaliers, R6, 1985/86(3C) – 7/2/21/6

CARRIED BAT

The following opening batsman have batted through a completed innings to remain not out while all other batsman have been dismissed.

PLAYER	OPPONENT	R	SEASON	Div & Grd	SCORE
Tom BURNETT	Westminster	1	1983/84	2 A	38* out of 121
John SMITH	Mitsubishi	GF	1991/92	6 D	68* out of 164
Andrew CONLEY	Keswick	8	1994/95	1 A	124* out of 231
Dave PALMER	Westminster	2	1998/99	4 C	75* out of 130 (9 all out)
Brenton ROWE	St George	9	1999/00	4 C	28* out of 51 (8 all out)
Andrew CONLEY	South Park	SF	2009/10	6 C	122* out of 240
Dave PALMER (nearly)	ICC Sharks	6	1997/98	4 C	71* out of 9/169

PICKET FENCE (MOST SUCCESSIVE SINGLES IN AN INNINGS)

28	John SMITH (58*)	vs Coromandel	R8 1985/86 (3B)
23	Bill BURNETT (46*)	vs Keswick	R9 1980/81 (5A)
19	John SMITH (62*)	vs Hectorville	R10 1980/81 (7B)
19	Mark WILLIAMS (88)	vs ANZ Bank	R3 1989/90 (3B)
18	Dave HODGE (54)	vs Plympton Foot	R6 1982/83 (5B)
18	Rob EDWARDS (52)	vs Eastwood	R9 1982/83 (3A)
17	Tom BURNETT (26)	vs Campbelltown	R7 1980/81 (5A)
17	Rob EDWARDS (102*)	vs State Bank	R2 1992/93 (2B)
17	Gavin CONROY (42)	vs Western Youth Centre	R10 2002/03 (4C)

MISCELLANEOUS SEQUENCES**MOST SUCCESSIVE 100'S**

3	Andrew CONLEY	2009/10 - 126, 100, 113
3	Angelo PANSINI	2016/17 - 126, 110*, 120

MOST SUCCESSIVE 50'S

7	Vin HODGE	1996/97 - 62, 65, 91, 66, 85, 125*, 116
---	-----------	---

MOST SUCCESSIVE FIVE- WICKET HAULS

3	Herb COCHRANE	1984/85 - 6/56, 8/53, 5/54
3	Danny MAZURKE	1992/93 - 5/50, 5/44, 6/36
3	John GIBBIE	1996/97 - 6/33, 5/12, 6/29

MOST SUCCESSIVE MAIDENS

11	Joel WILKIN	1991/92 vs Coromandel Ramblers 2B
----	-------------	-----------------------------------

MOST MAIDENS IN AN INNINGS

15	Josh DENIET	26 - 15 - 26 - 7	3A G/F 2016/17	vs Hamilton 3A
14	Frank PAPAGALLO	28 - 14 - 50 - 5	5B r5 1982/83	vs Civil Aviation
13	Herb COCHRANE	37.3 - 13 - 53 - 8	3B r8 1984/85	vs State Bank
13	Herb COCHRANE	19 - 13 - 9 - 1	3B r6 1984/85	vs Adelaide Cavaliers
13	Anthony WILKIN	20 - 13 - 26 - 3	2B r4 1991/92	vs Coromandel Ramblers
13	Ron SCOTT	20 - 13 - 20 - 2	4C S/F 1998/99	vs Westminster
13	Anthony WILKIN	27.5 - 13 - 47 - 3	2B G/F 1999/00	vs Keswick

BEST WICKET-KEEPER / SPIN-BOWLER STUMPING COMBINATIONS

36	Stumpings by Tony FORSTER	off Peter A Coombe
31	Stumpings by Andrew BROWN	off John GIBBIE
29	Stumpings by Tony FORSTER	off Andrew CONLEY
28	Stumpings by Tony FORSTER	off Noel BROWNE

HALF-CENTURY PARTNERSHIPS IN EACH INNINGS OF A MATCH

In 1988/89, Jack DOHERTY and Geoff BELL achieved a unique double by scoring a half-century partnership in each innings of the match vs Adelaide Cavaliers in Round 9, in B-Grade, Division 2. 1st Innings – 9th wicket : 50, 2nd Innings – 5th wicket : 61*