

WARRADALE HOTEL

Proud Sponsor of

Warradale Cricket Club Year Book 2015/16



Established 1979/80

"WAZDEN"



17 Club Premierships

*Division 1 Premiers: 4 in a row
1990/91 → 1993/94*

33rd edition

BLANK
PAGE

WARRADALE CRICKET CLUB YEAR BOOK 2015/16

CONTENTS

Contents	1-1
Club sponsors	1-2
SECTION 1: 2015/16 SEASON	1-7 to 1-68
Club Officials	1-8
Life Members	1-9
2015/16 New Life Members	1-10
2015/16 Milestones, Records & Achievements	1-14
Trophy Winners for 2015/16	1-20
Cricketer of The Year for 2015/16	1-22
Team Player of the Year Votes for 2015/16	1-23
Premiership Ladders & Match Results for 2015/16	1-25
President's Report	1-29
A Grade Match Reports and Scorecards	1-30
B Grade Match Reports and Scorecards	1-36
C Grade Match Reports and Scorecards	1-43
D Grade Match Reports and Scorecards	1-50
2015/16 Statistics for each Grade	1-57
2015/16 Combined Statistics	1-61
SECTION 2: CLUB & TEAM RECORDS 1979/80 – 2015/16	2-1 to 2-34
Win-loss records, team scoring records, most successive wins/losses, team positions	2-2
History of Grounds and Clubrooms	2-7
Club Officials, Captains	2-8
Trophy Winners – Captains, Batting, Bowling, Club Trophies, Association awards	2-11
Adelaide and Suburban Cricket Association – Premiership Winners from 1899/1900	2-18
Warradale Premiership Teams, Premiership players	2-20
Best Team Player of Season	2-23
Cricketer of the Year	2-24
Life Member achievements at time of award	2-28
Life Member Selection Policy	2-30
Warradale and Australian Test Cricketers Player Numbers	2-31
SECTION 3: PLAYER RECORDS 1979/80 – 2015/16	3-1 to 3-92
Individual Career Batting, Bowling and Fielding Records	3-2
Most Career games	3-14
Career Records - Batting and Partnerships	3-15
Most COTY points in Career	3-25
Career Records – All-rounders, Wicket-keeping, Fielding	3-26
Career Records - Bowling	3-28
Individual Innings/Match Records - Batting, Partnership Records and All Rounder	3-33
Individual Innings/Match Records - Bowling and Fielding	3-40
Individual Season Records – Batting, Bowling, Fielding	3-43
Grade Records (A, B, C, D grades)	3-46
Divisional Records (Div 1-7)	3-58
Career Milestone Records – Matches, batting, bowling, fielding, Div 1	3-72
Miscellaneous Statistics – runs/wickets in each Grade, Division, Round, Opposition, Season, Ground	3-79
Miscellaneous Records: successive games, before Xmas, youngest & oldest centuries etc...	3-90

WEB SITE

A digital copy of this yearbook can be downloaded from our website: www.warradalecc.org.au

ACKNOWLEDGEMENTS

Thank you to the Captains and the President for contributing their reports to the **33rd edition** of the WCC Year Book.

CO-EDITORS: *Peter Hughes & John Smith*

CLUB SPONSORS 2015/16

WARRADALE HOTEL

234 Diagonal Rd,
Warradale SA 5046

Ph. (08) 8296 1019

www.warradalehotel.com.au

WARRADALE HOTEL

MGA INSURANCE BROKERS

Peter Coombe
Mobile: 0405 828 051

For general and home insurance



WE WORK FOR YOU!

SMARTLINE MORTGAGE ADVISORS

Andrew Tonkin
Mobile: 0407 394 735



Andrew Tonkin 0407 394 735

SOLOMON'S FLOORING REYNELLA

Nic Russell
Ph: 8381 3977

www.solomons.com.au/store/reynella-lonsdale



NIC RUSSELL

SOLOMONS
FLOORING

REYNELLA


(08) 8381 3977

PLANTINUM FINE HOMES

www.platinumfinehomes.com.au

Anthony Green

Ph. 8353 2111 Mob : 0419 804 607



PLATINUM

FINE HOMES

CLUB SPONSORS 2015/16

CENTURY 21 BAYSIDE BRIGHTON

www.century21.com.au/brighton



LEVENTIS LAWYERS

Louis Leventis
(08) 8410 0008
www.leventislawyers.com.au

LEVENTIS
LAWYERS

BARRISTERS
SOLICITORS
COMMISSIONERS


MARINA ST VINCENT

(08) 8598 3115
www.marinastvincent.com.au



PAT'S PIZZA

(08) 8298 3344
www.patspizza.com.au



G & G TYRES

Leanne & Glenn Gray
0428 282 417



CLUB SPONSORS 2015/16

BLACKWOOD SOUND CENTRE

www.blackwoodsound.com.au



BTM GOLF

www.btmgolf.com.au



GLEN REVELL

0407 002 228



MGA INSURANCE BROKERS

For all general insurance including domestic (home) insurance

Peter Coombe

Warradale's greatest leg spinner

Mob: 0405 828 051

SPONSOR OF THE
WARRADALE CRICKET CLUB

For over 35-years, MGA have been leaders in risk advice and general insurance and providing solutions for financial exposures for our customers.

With more than 20 offices throughout Australia, MGA have broad access to all Australian and overseas Insurance markets, to ensure we deliver the right advice with experienced, qualified and professional insurance personnel.

With wide market access and vast product access, our challenge is to work on your behalf to establish adequate cover for these potential exposures, focussing on premium competitiveness and careful selection of Insurers.

WARRADALE HOTEL

Opened 1963

234 Diagonal Rd. Warradale
Ph. 8296 1019

OPEN 7 DAYS

LUNCH (11.30am - 2.30pm)

DINNER (5.30pm - 9.00pm)

TAVERN BAR - TAB, SKY CHANNEL, FOX SPORTS

40 GAMING MACHINES (10am-4am)

GARDEN / VERANDAH BAR

BOTTLESHOP

**LIVE MUSIC ENTERTAINMENT IN THE BISTRO
ON FRIDAY & SATURDAY NIGHTS**

www.warradalehotel.com.au

info@warradalehotel.com.au

**NO. 1
CLUB SPONSOR
2015/16**

BLANK
PAGE

SECTION I

WARRADALE

CRICKET CLUB

2015/16

SEASON

Section 1 Contents	1-7 to 1-68
Club Officials	1-8
Life Members	1-9
2015/16 New Life Members	1-10
2015/16 Milestones, Records & Achievements	1-14
Trophy Winners for 2015/16	1-20
Cricketer of The Year for 2015/16	1-22
Team Player of the Year Votes for 2015/16	1-23
Premiership Ladders & Match Results for 2015/16	1-25
President's Report	1-29
A Grade Match Reports and Scorecards for 2015/16	1-30
B Grade Match Reports and Scorecards for 2015/16	1-36
C Grade Match Reports and Scorecards for 2015/16	1-43
D Grade Match Reports and Scorecards for 2015/16	1-50
Statistics for each Grade for 2015/16	1-57
Combined Statistics for 2015/16	1-61

CLUB OFFICIALS 2015/16

MANAGEMENT COMMITTEE

PRESIDENT	Anthony Green
VICE PRESIDENT	Phil Monahan
SECRETARY	Tracy Tozer
TREASURER	Dominic Gibbie
COMMITTEE MEMBERS	Angelo Pansini (Sponsorship Officer) Brett Bryson (Child Safety Officer) John Smith (Club Policy) Mick Gibbie (Player Development)
SOCIAL COMMITTEE	Jason Conroy, Anton Balym

CAPTAINS AND VICE-CAPTAINS

	CAPTAIN	VICE-CAPTAIN
A GRADE	Anton Balym	Josh Deniet
B GRADE	Richard Dey	Haimish Ferguson
C GRADE	Grant Craigie / Phil Monahan	
D GRADE	Brett Bryson	Tim Smith

OTHER OFFICIALS

CLUB COACH	Mick Gibbie
PRACTICE COORDINATOR	Mick Gibbie
STATISTICIAN	Peter Hughes
WCC WEBSITE	Peter Hughes
YEAR BOOK EDITORS	Peter Hughes, John Smith

LIFE MEMBERS

WARRADALE LIFE MEMBERS

1.	1993/94	Trevor "Paz" PARHAM
2.	1995/96	Peter COOMBE
3.	1996/97	Bill "Base" BURNETT
4.	1996/97	Geoff "Bung" BELL
5.	1997/98	John "Spin Guts" SMITH
6.	1998/99	Rob EDWARDS
7.	1998/89	Andrew "Vin" HODGE
8.	2000/01	Tom BURNETT
9.	2001/02	John "Puggy" WILLIAMS
10.	2002/03	Peter "Shoe" HUGHES
11.	2003/04	Andrew "Winner" CONLEY
12.	2006/07	Dominic GIBBIE
13.	2006/07	Anthony "Joel" WILKIN
14.	2007/08	Scott "Skeeter" WILLIAMS
15.	2007/08	Grant CRAIGIE
16.	2008/09	Phil DAVIDSON
17.	2011/12	David BROWN
18.	2011/12	Kristian "Sarge" SCHULTZ
19.	2012/13	Mike SHEEHAN
20.	2012/13	Ashley MARSHALL
21.	2013/14	Brian "Boof" CONROY
22.	2013/14	Jason CONROY
23.	2014/15	Andrew HUXTABLE
24.	2014/15	Dave PALMER
25.	2015/16	Tony FORSTER
26.	2015/16	Richie DEY

ASSOCIATION PLAYER LIFE MEMBERS

(250 GAMES)

1.	2002/03	Geoff BELL	6.	2013/14	Anthony WILKIN
2.	2003/04	Trevor PARHAM	7.	2013/14	Dominic GIBBIE
3.	2005/06	Rob EDWARDS	8.	2014/15	Andrew CONLEY
4.	2006/07	John SMITH	9.	2015/16	Grant CRAIGIE
5.	2007/08	Peter HUGHES			

TONY FORSTER

LIFE MEMBERSHIP 2015/16

WCC Player No. 67

Life Member No. 25

CAREER HIGHLIGHTS

- **14 seasons – 1984/85 to 1997/98;**
- **153 games – 149 A Grade, 4 B Grade; 144 Div 1 games**
- **2831 runs @ 25.5; 2 centuries, 13 fifties, 20 thirties, 74 sixes**
- **Highest scores: 114, 110, 81, 80, 66*, 65, 61*, 61, 60, 60, 56*, 55, 53, 52, 51**
- **Wicket-keeper 147 games – 308 Dismissals (ct 209, st 99)**
- **99 Stumpings – 36 off Peter Coombe, 29 off Andrew Conley, 28 off Noel Browne, 5 off Mick Gibbie, 1 off Shane Rusby**
- **Played in 5 A Grade premierships; Named in Best A Grade Team ever of 35 years**
- **Won Cricketer of the Year; Twice COTY Runner Up; Best Club All Rounder 3 times**
- **2 A Grade Batting Trophies; 1 Best A Grade Team Man**
- **MVP A Grade Grand Final 1995/96; A Grade Captain's Trophy**
- **A Grade Vice-Captain 8 seasons; Acting A Grade Captain in 15 games**
- **Twice a member of Management Committee; Perpetual Sponsor of Century Bats**

In 2015/16, Tony Forster, the Club's best all-time Wicketkeeper/Batsman, has been awarded the 25th Life Membership of the Warradale Cricket Club in recognition of his exceptional contribution to the Club over 14 seasons from 1984/85 to 1997/98. "Fors" played during the Club's most successful era in the 1980's and 1990's, being a key player in winning 5 premierships, including Vice-Captain of 4 successive Division 1 premierships from 1990/91 – 1993/94, which still stands as the Association record.

During his career Fors kept brilliantly to both pace and spin and rarely, if ever, missed a chance. **His 99 career stumpings**, mainly off tricky high-bouncing leg-spin bowlers Peter Coombe and Noel Browne, will never be beaten. His unbelievable technique was to athletically take the ball leaping into the air outside the off-stump & remove the bails with his left hand. Probably half the stumpings Fors executed were too quick for the umpire and not given. Fors holds virtually every club and A Grade wicketkeeping record including:

- **most career dismissals (308) , catches (209) and stumpings (99)** for the Club, A Grade and Div 1;
- **most dismissals in an innings (7)** – he appears 6 times in the list of 16 who have 5 or more innings dismissals
- **most dismissals in a season (34)** - he appears 10 times in the top 20 list.

As well as a great wicketkeeper, Fors has won many games through his attacking, hard-hitting batting, firstly at no. 7 or no. 8, and then later in his career when he opened the batting to take the bowling apart and to win 2 batting trophies. Fors excelled in smashing balls over mid-wicket, cover and down the ground and was backed by a straight defence. Fors retired (due to moving interstate for work) at his batting peak where he scored 2 centuries and an A Grade/Div 1 record of 522 runs for the season in 1997/98. The previous season he scored 5 half centuries, including 61 in the Semi Final & 65 in the Grand Final where he led the way in nearly chasing down 258.

Fors was an exceptional A Grade Vice-Captain for 8 seasons and has been a supportive and smart back up to Captains John Williams (2 seasons), Bill Burnett (5 seasons), and Andrew Conley (one season). Fors's cricket brain and leadership skills have played a very important role in making finals and winning premierships. His relaxed and positive approach, good sense of humour, combined with a strong determination, have been a great asset.

Early in his career, Fors played 6 games where he did not keep and bowled some slow, floating leg spinners to pick up 10 fairly expensive wickets. We're not sure he wants to reflect on this too much!

Fors's matching Australian Test Cricketer number of 67 is Charlie McLeod who played 17 tests 1894-1905 as a right hand bat (opener and middle order) scoring 573 runs @ 23.9 (one century 112, 4 fifties), and medium pace bowler, taking 33 wickets @ 40.2 (2 bags of 5 wickets – 5/65 & 5/125).

TONY FORSTER'S PLAYING AND SERVICE RECORD

GAMES

- 14 seasons (ranked 32nd) - 153 games (25th); 149 A Grade games (4th); 144 Div 1 games (2nd)
- Won 69% of games played (ranked 5th for 100 game players)

SERVICE

- A Grade Vice Captain for 8 seasons, a Club record
- Twice on Management Committee 1989/90 and 1990/91
- Perpetual Sponsor of miniature century bats which are donated each season

BATTING

- 2831 runs (21st) @ 25.5 with 2 centuries, 13 fifties and 20 thirties. Top score 114. Scored only 10 ducks.
- 2763 runs in A Grade (6th) @ 25.6; 2698 runs in Div 1 @ 25.7 (4th); 74 sixes (16th)
- Scored 52.75% of runs whilst at the crease (23rd) – 2831 of 5367 team runs
- Scored 961 runs @ 40 as an opening batsman late in his career
- **Most runs in a season 522 @ 37.3 in (11th) – the highest ever for A Grade and Div 1**
- Scored 428 @ 46.7 in 1996/97 (37th); Scored 300 in a season 3 times and 200 in a season once
- 35 scores over 30 (20th); 18 times top score in a match (24th); had 14 x 100 minute innings (21st)
- Has the 5th longest innings in Clubs history – 269 minutes for 110 vs Plympton Footballers A1 in 1997/98
- 30 partnerships over 50 (25th), including 5 century and 25 half-century partnerships
- Shared 7 half-century partnerships with Andrew Conley (= 7th) for 891 runs @ 38.1 (13th)
- Shared 5 half-century partnerships with John Williams for 792 runs @ 29.3 (20th)
- Shared 3 half-century partnerships with Peter Coombe for 478 runs @ 39.8 (56th)
- **Holds 8th wicket partnership record (98*) for Div 1/A grade**, making 61* with Peter Coombe (35*) in 1986/87

BOWLING

- Played 6 games where he did not keep early in career and took 10 wickets @ 28.6 @ 5 runs/over bowling slow floating leg-spinners which batsmen loved to hit. Best 3/49.

WICKETKEEPING

- **Most dismissals** (308), catches (209) & stumpings (99) for Club and A Grade and Div 1 (302 dismissals)
- **Most dismissals in a season – 34 in 1991/92 (1st)**; 30 in 1997/98 (2nd); 28 in 1995/96 (= 3rd); 27 twice in 1990/91 & 1996/97 (= 5th); 24 thrice in 87/88, 92/93, 94/97 (= 10th); 22 in 1989/90 (= 16th)
- Most dismissals in an A Grade and Div 1 season – holds the top 5 records alone
- **Most dismissals in an innings – 7 (FS in 1991/92)**
- Equal 2nd most dismissals in an innings - 6 (A1 in 1992/93)
- Equal 8th most dismissals in an innings – 5 on 4 occasions (1987/88, 1993/94, 94/95, 96/97)
- First Wicketkeeper to make 100, 200 and 300 dismissals

ALL ROUNDER

- **2nd best all round season ever** with 522 runs and 30 dismissals (1122 COTY match points)
- Scored 9811 COTY points from matches (11th) @ 64.1 per game (ranked 5th for players with 50+ games)
- Scored 201 COTY points vs ANZ in A1 (R7 in 1997/98) – ranked 11th for a match

TROPHIES AND ACHIEVEMENTS

- **Played in 5 A Grade premierships:** 1984/85 (Div 2); 1990/91 – 1993/94 (all Div 1)
- Named in **Best A Grade Team ever of 35 years** 1979/80 – 2013/14 (Wicketkeeper & Vice-Captain)
- **Won Cricketer of the Year Award (COTY)** in 1997/98; and runner/up 1991/92 & 1992/93
- Best Club All Rounder 3 times- 1986/87; 1991/92; 1997/98
- 2 A Grade Batting Trophies: 1996/97 – 97/98; Best A Grade Team Man 1997/98
- MVP A Grade Grand Final 1995/96; A Grade Captain's Trophy 1987/88

**THANKYOU 'FORS' FOR YOUR REMARKABLE CONTRIBUTION TO THE CLUB OVER 14 SEASONS
TO BECOME ONE OF OUR BEST EVER PLAYERS AND OUR BEST WICKETKEEPER**

Writer: John Smith

RICHIE DEY

LIFE MEMBERSHIP 2015/16

WCC Player No. 160

Life Member No. 26

CAREER HIGHLIGHTS

- **21 seasons: 1993/94 – 2003/04, 2006/07 – 2015/16**
- **194 games – 79 A Grade (33 Div 1), 91 B Grade, 15 C Grade, 9 D Grade**
- **3085 runs @ 19.2 - 13 fifties, 21 thirties, 109 sixes**
- **Highest Scores 81, 79, 79, 70, 68, 66*, 64, 63*, 58, 57, 55, 52*, 52**
- **81 wickets @ 20.5, Best 5/57. One 5-wicket bag; 8x3-wicket bags**
- **82 catches in field; 14 dismissals as wicketkeeper in 14 games**
- **Captained B Grade 2 seasons; one year on Management Committee**
- **2 Premierships – 1 A Grade, 1 B Grade**
- **Best Club Fielder twice; Club Most Improved twice; one A Grade Captain's Trophy**

In 2015/16 Richie Dey has deservedly been awarded the 26th Life Membership of the Warradale Cricket Club for his enduring and courageous contribution over 21 seasons, starting way back in 1993/94. Richie has overcome many injuries and obstacles over this long period utilising his great determination to contribute quality performances as a batsman, fieldsman, medium pace bowler (earlier in his career) and finally in the last 2 seasons as captain of the B Grade where Richie has focussed on developing young players. The Bs have made the finals in both seasons.

Richie was a very talented young footballer but his career was stopped short by a neck injury and so luckily for Warradale he took on playing cricket for us and has worked hard on improving his game – hence 2 two 'Most Improved' awards. Richie has shown great resilience to also overcome a some bad injuries, including a torn Achilles twice, to 'rise again' and play good cricket. Richie has also overcome an occasional form slump and come back to perform well again.

Richie has mainly been an attacking batsman with a signature shot of smashing sixes over mid wicket. Richie has scored half his runs at positions 6, 7 and 8, averaging 22. Richie showed exceptional determination, discipline and adaptability in latter years in opening the batting for the A Grade where he changed his technique to tight defence and concentration in seeing the new ball off. In this role he scored 565 runs @ 19 and averaged over an hour at the crease. In 2010/11 Richie won the A Grade Captain's Trophy from Kristian Schultz for "*his sensational effort*", doing "*a marvellous job at the top*" and "*batting for 100 minutes 4 times and scoring over 200 runs.*"

Over the years Richie has been a brilliant fieldsman in being able to take great outfield catches, move quickly and athletically to the ball to stop anything, and follow up with a decent throw. I witnessed Richie once take a diving, sliding screamer of a catch on a wet day, an example of his catching ability. Richie's energy, talking and enthusiasm on the field has been fantastic and made fielding a more enjoyable experience when the going gets tough.

Richie has been a valuable medium pace bowler in his first 10 seasons up to 2003/04 until injuries restricted him. When he was firing he was quick and difficult to play. Richie also had 13 games as a wicketkeeper to prove his versatility and all-round abilities, making 14 dismissals.

Richie's matching Australian Test Cricketer number of 160 is wicketkeeper Ben Barnett, who played 4 tests on the 1938 English tour, making 195 runs @ 28 as a left hand batsman, with one fifty, and made 5 dismissals. In World War II he survived several years as a prisoner-of-war at Changi. He played Minor County cricket in England after the war until he was 56 years old. He was also a first rate amateur Aussie Rules footballer.

RICHIE DEY'S PLAYING AND SERVICE RECORD

GAMES

- 21 seasons (ranked 14th) - 194 games (15th): 79 A Grade (18th); 91 B Grade (12th); 15 C Grade; 9 D Grade
- Won 57% of games played
- Captained 22 B Grade games for a 68% winning record

BATTING

- 3085 runs (20th) @ 19.2; 13 fifties; 21 thirties; 30 ducks (3rd); Highest score 81.
- 1146 runs in A Grade (19th) @ 15.7 with 5 fifties. Highest 79. 417 runs in Div 1 (28th) @ 13.9. Highest 52*.
- 271 runs @ 21 as A Grade opener.
- 1383 runs in B Grade (14th) @ 20.0. Highest 81.
- **Made 63* in 31 minutes with 5 sixes** (D Grade, Div 6) in 2002/03 – the 9th fastest score over 50 ever
- Also **made 57 in 34 minutes with 7 sixes** (A Grade, Div 2) in 2007/08 – the 21st fastest score over 50 ever
- 15 x 100-minute innings (20th); 34 scores over 30 (21st); 15 times top score (29th)
- Most runs in a season - 279 @ 39.9 in 2008/09; 200 runs in a season 6 times
- **Smashed 109 sixes (4th)**; scored 45% of runs whilst at the crease
- 31 partnerships over 50 (21st), including 5 century partnerships and 26 half-century partnerships
- **Holds the Div 1 opening partnership record (151*)** in 2003/04, making 52* with Phil Davidson (81*). This also broke the A Grade opening partnership record at the time which had stood for 23 years.
- Holds 2nd highest Club partnership record for 8th wicket (118*), making 66* with Ash Marshall (45*) in 15/16
- **Holds B Grade/Div 4 record for 6th wicket (133)**, scoring 68 with Ash Marshall (76) in 2012/13
- **Holds Div 2 record for 6th wicket (129)**, scoring 55 with Paul Temby (86) in 2008/09

BOWLING

- 81 wickets (40th) @ 20.5 from bowling in 73 innings. Strike rate of 34.2 and 3.6 runs per over.
- Best 5/57 plus 4/22, 4/23, 4/26 and 5 other bags of 3 wickets.
- Taken 41 wickets in B Grade (21st) @ 20
- Most wickets in a season – 17 @ 14.4 in 2001/02; 11 @ 10.7 in 1998/99; and 11 @ 14.9 in 1999/2000

FIELDING

- 82 catches in career (15th) @ 0.42 per game; 2nd fastest to 50 catches
- Twice taken 3 catches in an innings; Took 14 catches in season 1999/2000 (ranked =3rd)
- Scored 131 career Fielding Votes (5th) – 24 First Votes, 21 Second Votes, 17 Third Votes;
- Attained Fielding Votes in 32% of games

ALL ROUNDER

- Ranked 23rd for career batting/bowler all rounder – 3085 runs and 81 wickets for 3990 COTY points
- Tallied 7199 COTY match points (22nd) over his career @ 37.1 per game
- In 1998/99 (D Grade, Div 5), **made 58 and took 5/57** – ranked 14th of best all round match performance ever.
The 50-run & 5-wicket match double has been achieved only 18 times by 14 players in 37 seasons.

TROPHIES AND SERVICE

- **Captain 2 seasons B Grade** (2014/15 – 2015/16). Made Semi Finals both seasons.
- **Member of Management Committee** - 2003/04
- **2 Premierships** – 2001/02 (B Grade Div 3); 2009/10 (A Grade Div 2)
- **2 Club Best Fielder Trophies** – 1994/95; 1999/2000
- **2 Most Improved Trophies** – 1995/96; 2008/09. **A Grade Captain's Trophy** -2010/11
- Best placed in Cricketer of the Year – 4th in 1994/95; 9th in 1999/2000
- Won Golden Globe Award 3 times – 1994/95 (5 ducks); 2000/01 (5 ducks); 2011/12 (4 ducks)
- Scored 12th number of practice points over the last 20 seasons, an indicator of dedication

**THANKYOU RICHIE FOR YOUR GREAT DEDICATION AND CONTRIBUTION
TO THE CLUB OVER 21 SEASONS**

GRANT CRAIGIE

250 GAMES – ASSOCIATION PLAYER LIFE MEMBER

- Made his debut in 1985/86 and in his 25th season became the 9th player to play 250 matches for Warradale on 12th December 2015 against Port Noarlunga. Of these games he has played 28 in A grade (25 in Div. 1), 155 in B grade, 55 in C Grade & 12 in D grade and has Captained the team on 51 occasions.
- In his 237 innings for the club, he has made 5027 RUNS at an average of 24.1, with 3 centuries and 25 fifties.
- His most memorable innings include
 - his highest score of 109no in 100 minutes, with 8 sixes & 10 fours batting at no.3 against South Road in div.6 in 2011,
 - 108 in 118 minutes batting at no.5 against Port Noarlunga in div.6 in 2014,
 - 107 in 165 minutes batting at no.3 against Coromandel in div.6 in 2007, and
 - 88 from a team total of 10-174 in 3 hours batting at no.4 against North Haven in div.6 in 2007.
- Has batted for 100 minutes or longer on 19 occasions, with a longest innings of 180 minutes. He averages 45 minutes at the crease and scores at 0.48 runs per minute.
- Has made most of his runs batting at no.3, with 1524 runs at 32, but has also made between 600 and 900 runs each batting at no's .4, 5, 6 & 7.
- Has Top Scored in a match on 33 occasions.
- Has made over 200 runs in a season on 11 occasions, including 3 seasons when he went on to make over 300 runs. He has a career best season of 591 runs @ 53.7 in division 6 in 2007/08 which included 1 century & 5 fifties and when he batted for 100 minutes or longer in 7 of his 11 innings.
- He has won 1 B grade & 1 C grade batting trophy, and has won the C Grade best team player of the year once.
- Has been in 8 Century partnerships and a further 49 partnerships of Fifty or more. His most successful partnerships have been:
 - 977 Partnership runs @ 37.6, including 3 Century & 2 Fifty partnerships with Andrew Conley (which includes the club's 2nd highest partnership ever of 238),
 - 777 Partnership runs @ 32.4, including 1 Century & 5 Fifty partnerships with Trevor Parham,
 - 591 Partnership runs @ 26.9, including 5 fifty partnerships with Dom Gibbie, and has
 - Century Partnerships with Jason Conroy, Nick Russell, Andrew McDonald & Kym Lamshed.
- Has hit 170 sixes, which is the 2nd highest in the club's history (behind Brian Conroy's 230 sixes in just 122 games). Is the second most LBW'd batsmen in the club's history on 23, behind the legendary Kristian Schultz on 35.
- Has bowled in 153 innings for a total of 1463.3 overs and taken 229 wickets at an average of 21.7, with a strike rate of 38.3 balls per wicket and an economy rate of 3.4 runs per over.
- Has taken five wickets in an innings on 8 occasions, and three wickets in an innings on a further 23 occasions, with best figures of 7 for 34 off 15 overs against South Road in division 3 in 1995, and 6 for 36 off 13.3 overs against Salesian in division 2 in 1987.
- Has achieved the best bowling figures in a match on 24 occasions.
- Has taken 20 wickets in a season on 4 occasions with best seasons of
 - 27 wickets @ 13.7 in div. 3 in 1995/96, and
 - 26 wickets @ 18.0 also in div.3 in 1990/91.
- Has won the B grade bowling trophy on 5 occasions.
- Has achieved the all-round Match double of
 - 40 runs & 4 wickets on 4 occasions, and the
 - 30 runs & 3 wickets double a further 4 times, with a
 - best all-round match performance of 46 runs & 6 for 53 against ETSA Cavaliers in div.2 in 1991.
- Has achieved the all-round Season double of 200 runs & 20 wickets on 3 occasions, including a best all-round season of 355 runs @ 32.3, and 27 wickets @ 13.7 (as well as 9 catches) in div.3 in 1995/96, a year in which he finished runner-up in Cricketer Of The Year with 1298 points (the highest ever total Not to win C.O.T.Y).
- He is one of only 6 players at the club to achieve the 2000 runs & 200 wickets career double (along with Geoff Bell, John Smith, John Williams, Ash Marshall & John Gibbie).
- Has taken 87 catches in his career, including 3 in an innings TWICE, has achieved 2 direct & 8 assisted run-outs, and has received the First Fielding Vote on 10 occasions.

KRISTIAN SCHULTZ

200 GAMES

- Made his debut in 1997/98 and in his 19th season became the 12th player to play 200 matches for Warradale on 5th March 2016 against Glenelg ANA. Of these games he has played 194 in A grade (including 95 in Division 1), 5 in B grade and 1 in C grade and has been captain on 36 occasions.
- In his 212 innings for the club, he has made 4092 RUNS at an average of 20.7, including 1 Century & 19 Fifties.
- His most memorable innings include,
 - his highest score of 100 not out in 140 minutes in a record A grade Opening stand of 211 with Wes Lipsett against Sheidow Park in div.2 in 2013,
 - a lone hand of 85 in 174 minutes Opening in the div.2 semi-final against Morphy Parks in 2009,
 - 76 in a team score of 6-141 which staved off outright loss against Western Youth in div.1 in 2005.
- Has made most of his runs as an Opener where he has made 2477 runs @ 22, and holds the club record for most runs made as an Opener in A grade with 2450 runs (over 600 runs in front of Mick Gibbie & Andrew Conley in 2nd & 3rd).
- Has batted for 100 minutes or longer on 29 occasions, including 7 innings of over 150 minutes, with a longest innings of 186 minutes against ICC Sharks in div.1 in 2005.
- He averages 51.5 minutes at the crease and scores at 0.375 runs per minute.
- Has Top Scored in a match on 22 occasions.
- Has made over 200 runs in a season in 12 of his 18 full seasons, with a career best season of 355 runs @ 29.6 in div.2 in 2009/10, and has won the A grade batting trophy on 1 occasion.
- Has been in 7 Century partnerships and a further 43 partnerships of Fifty or more. His most successful partnerships have been with:
 - 1422 Partnership runs @ 38.4, including 4 Century & 4 Fifty partnerships with Wes Lipsett,
 - 1356 Partnership runs @ 21.5, including 7 Fifty partnerships with Phil Davidson,
 - 743 Partnership runs @ 32.3, including 5 Fifty partnerships with Lachy O'Connell,
 - 727 Partnership runs @ 31.6, including 1 Century & 5 Fifties with Greg Alsop,
 - 717 Partnership runs @ 26.6, including 1 Century & 4 Fifties with Andrew Conley,
 - and 1 Century partnership with Mark Williams.
- Has been LBW a staggering 37 times (18.7% of his dismissals) and although he is 11 in front of Grant Craigie in 2nd place, there is hope on the distant horizon with Nick Boden being out LBW 9 times from his 30 dismissals, which is in 30%.
- Has bowled in 66 innings for a total of 388.1 overs and taken 58 wickets at an average of 25.5, with a strike rate of 40 balls per wicket and an economy rate of 3.8 runs per over.
- Has taken three wickets in an innings on 7 occasions, with best figures of 5/22 off 5.5 overs against South Road in div.2 last season.
- Has achieved the best bowling figures in a match on 6 occasions.
- Has a best season with the ball of 18 wickets @ 11.7 in div.2 in 2014/15.
- Has achieved the all-round match double of 30 runs & 3 wickets on 1 occasion, when he took 3/6 and made 48 against Morphy Park last season in div.2.
- Has kept wicket in 80 matches, for a total of 121 dismissals (111 catches & 10 stumpings).
- Has taken five wicket-keeping dismissals in an innings on 3 occasions, with a best of 6 catches in an innings against Hectorville in div.1 in 2001.
- Has taken 20 Keeping dismissals in a season on 3 occasions.
- He has won Warradale Cricketer of the Year on 3 occasions, and the Club's outstanding service award on 2 occasions.
- Has also taken 47 catches as a fieldsman, made 2 direct run-outs, and has received the First Fielding Vote on 11 occasions.

ANTHONY GREEN

100 GAMES

- Made his debut 18 years ago in 1997/98 (the same season as Sarge who reached 200 games this year) and in his 13th season became the 45th player to play 100 matches for Warradale on 9th January 2016 against Mitchell Park. Of these games he has played 2 in A grade, 18 in B grade, 55 in C grade and 25 in D grade.
- In his 86 innings for the club, he has made 1105 RUNS at an average of 15.8, including 4 fifties.
- His most memorable innings include,
 - his highest score of 69 not out in a team score of 5-127 when Opening against North Haven in div. 4 in 1999,
 - 66 when coming in at 5-68 and helping the team to 198 against Belair in div.5 in 2014, and
 - 57 in 48 minutes batting at no.7 in div.6 against Hectorville in 2002.
- Has made most of his runs as an Opener where he has made 338 runs @ 14, but his best spot appears to be at no.7 where he has made 256 runs @ 43.
- Has batted for 100 minutes or longer on 3 occasions, averages 31 minutes at the crease and scores at 0.42 runs per minute.
- Has Top Scored in a match on 4 occasions.
- His best season with the bat came in 2012/13 when he made 216 runs at an average of 27.0 in div.6, a season where he also took 19 wickets and came 5th in Cricketer of the Year.
- Has been in 1 Century partnership and a further 11 partnerships of Fifty or more. His most successful partnerships have been:
 - 358 Partnership runs @ 35.8, including 3 Fifty partnerships with Andrew Conley,
 - 202 Partnership runs @ 33.7, including 3 Fifty partnerships with Dom Gibbie,
 - 158 Partnership runs @ 158.0, including 1 Century & 1 Fifty partnerships with Derek Lightfoot.
- Has bowled in 89 innings for a total of 734.2 overs and taken 108 wickets at an average of 23.3, with a strike rate of 41.3 balls per wicket, and an economy rate of 3.4 runs per over.
- Has taken five wickets in an innings on 4 occasions, and three wickets in an innings on a further 6 occasions, with best figures of 12 overs, 5 maidens, 6 for 20 in div.6 against Plympton in 2011.
- Has achieved the best bowling figures in a match on 9 occasions.
- Has taken 15 wickets in a season on 4 occasions with a best of 19 wickets @ 24.1 in 2012/13. He seems to be getting better with age, as in his last 5 seasons he has had his 4 best seasons with the ball taking 18,19, 18 & 17 (this year) wickets respectively. Unfortunately in the other season he was a runaway winner of the Broken-Stump award, taking 2 for 233.
- Has achieved the all-round Match double of 30 runs & 3 wickets on 1 occasion, and the 20 runs & 2 wickets double a further 5 times, with a best all-round match performance of 41no and 3 for 39 against South Road in div.6 in 2011.
- He is one of only 18 players at the club to achieve the all-round career double of 1000 runs & 100 wickets.
- Has taken 33 catches in his career, including 3 in an innings on 2 occasions, has executed 3 direct run-outs and has received the First Fielding Vote on 8 occasions.

2015/16 MILESTONES

350 GAMES	Peter HUGHES (1 st and only)
250 GAMES	Grant CRAIGIE (9 th)
200 GAMES	Kristian SCHULTZ (12 th)
150 GAMES	Noel BROWNE (28 th)
100 GAMES	Anthony GREEN (45 th)
50 GAMES	Nick RUSSELL (81 st)
7000 RUNS	Peter HUGHES (3 rd)
5000 RUNS	Grant CRAIGIE (7 th)
4000 RUNS	Kristian SCHULTZ (14 th)
3000 RUNS	Paul TEMBY (19 th), Richie DEY (20 th)
2000 RUNS	Jason CONROY (31 st), Andrew TONKIN (32 nd)
1000 RUNS	Josh DENIET (56 th), Angelo PANSINI (57 th)
550 WICKETS	Anthony WILKIN (1 st and only)
100 WICKETS	Anthony GREEN (33 rd)
50 WICKETS	Kristian SCHULTZ (65 th), Brett BRYSON (66 th), Angelo PANSINI (67 th)
100 CATCHES	Jason CONROY (7 th)

RECORDS AND ACHIEVEMENTS IN 2015/16

Cricketer of the Year (COTY)	Congratulations to Angelo PANSINI who became the third player to win 3 successive COTY Awards - in his first 3 years with the Club.
Records galore to Angelo PANSINI	<p>Angelo PANSINI played the second day of the R2 game for the D Grade vs Hamilton, and in scoring an incredible 212* (in 100 minutes, 17 sixes and 18 fours) and taking 7/7 on the one day broke a heap of all-time records:</p> <ul style="list-style-type: none"> • 212* - Highest score in the Club's history (overtaking Graham Harrison's 207 in D6 in 1991/92) • Hit 17 sixes, second highest to Peter Emery (21 sixes in 155, D6 in 1992/93) • 7/7 – 5th best bowling performance in an innings ever • 212* and 7/7 (310 COTY points) – best all round performance in a match by a mile. Previous best Andrew Conley 92* and 7/80 (190 COTY points). • Most COTY points in a game (310) – Previous best Graham Harrison 241 points (207, 1 wicket, 1 catch). • Undefeated opening partnership of 260* with Peter HUGHES – highest partnership in the club's history. Previous best 238* <p>Other records:</p> <ul style="list-style-type: none"> • Made a 50 and took 5 wickets in an innings 3 times in the season, to break the Club record of two held by 2 players (over their career) – <ul style="list-style-type: none"> ◦ 54* & 1/14, 5/18 in R1; 212* & 7/7 in R2; 64 & 5/29, 1/29 in R9; • Made 531 runs & took 26 wickets, the 8th best performance for a season ever • 531 runs is the 10th highest ever in a season • Made 1115 career runs of 1654 (67.41% of runs scored at the crease) – ranked 2nd behind Brian Conroy • Career average of 42.9 is second highest behind Gary Wilson (63.4)

RECORDS AND ACHIEVEMENTS IN 2015/16 CONTINUED...

Partnership Records	Highest partnership for all wickets and 1st wicket for Club, D Grade and Division 7 260* – Angelo Pansini (212*) & Peter Hughes (40*) R2 vs Hamilton D7																
	1st wicket – Equal Second Highest for Club, Second Highest for D Grade and Div 7 211 – Glen Harris (126) and Peter Hughes (125) Semi Final vs Woodcroft D7																
	2nd wicket – Highest for A Grade, Div 2; 2nd Highest for Club plus 7th highest for any wicket for the Club ever 194 – Marc Schmiauke (88) & Andrew Belsak (117) R3 vs Morphetville Park																
	4th wicket – 3rd Highest for Div 7 92 - Chris Gibbie (63) & Glen Harris (94) R3 vs Plympton Footballers																
	7th wicket – Highest for Div 7 and 3rd Highest for D Grade 70 – Simon Tynski (55) & John Smith (20*) R8 vs Cove																
	8th wicket – 2nd Highest for Club, B Grade and Div 4 118* – Ashley Marshall (45*) & Richie Dey (66*) R vs Morphet Vale																
	9th wicket –3rd Highest for B Grade and Highest for Div 4 67* – Ashley Marshall (15*) & Gary Wilson (75*) FS vs Mitchell Park																
	10th wicket – 3rd Highest for Div 7 21 – Brett Bryson (6) & Daniel Claridge (116*) R5 vs North Haven																
Centuries	<p>50 players have made 128 centuries in 37 years of club history. 4 centuries were made in 2015/16 – congratulations to Glen Harris for his first century for the Club.</p> <table><tr><th>Score</th><th>Times</th><th>Score</th><th>Times</th></tr><tr><td>150 plus</td><td>11</td><td>120-129</td><td>17</td></tr><tr><td>140-149</td><td>7</td><td>110-119</td><td>27</td></tr><tr><td>130-139</td><td>5</td><td>100-109</td><td>61</td></tr></table>	Score	Times	Score	Times	150 plus	11	120-129	17	140-149	7	110-119	27	130-139	5	100-109	61
Score	Times	Score	Times														
150 plus	11	120-129	17														
140-149	7	110-119	27														
130-139	5	100-109	61														
5 wickets in an innings	<p>7 players took 10 bags of 5 wickets in 2015/16 – Jack Cornelissen and Glen Harris for the first time. 86 players have now taken 5 wickets in an innings on 333 occasions.</p> <table><tr><th>Wickets in innings</th><th>Times</th><th>Wickets in innings</th><th>Times</th></tr><tr><td>9 wickets</td><td>3</td><td>6 wickets</td><td>80</td></tr><tr><td>8 wickets</td><td>1</td><td>5 wickets</td><td>218</td></tr><tr><td>7 wickets</td><td>31</td><td></td><td></td></tr></table>	Wickets in innings	Times	Wickets in innings	Times	9 wickets	3	6 wickets	80	8 wickets	1	5 wickets	218	7 wickets	31		
Wickets in innings	Times	Wickets in innings	Times														
9 wickets	3	6 wickets	80														
8 wickets	1	5 wickets	218														
7 wickets	31																
3 rd most catches in a season	<p>Jack CORNELISSEN took 14 catches in the season, the third most in a season to join 7 others, behind Jason Conroy (16 catches in 1995/96) & Brian CONROY (15 catches in 1987/88).</p>																
2 nd most catches in a match	<p>Aaron CASEY took 5 catches in an innings in R2 vs Hamilton in D Grade, the second highest ever behind the late Sean FORSTER who took 6 catches in 2003/04. 9 players have taken 4 catches in an innings.</p>																
Best career batting average	<p>In his first season Gary WILSON scored over 500 runs and leapt to the top of the all time career average list (minimum 500 runs) – 507 runs @ 63.4. Angelo Pansini ascended to second with 1115 runs @ 42.9.</p>																

RECORDS AND ACHIEVEMENTS IN 2015/16 CONTINUED...

Oldest Century Makers	<p>At 54.92 years old, Peter HUGHES became the OLDEST player to score a century for Warradale when he made 125 in the D Grade Semi-Final against Woodcroft. He is the only 50 year old to score a century for Warradale, which he has done twice.</p> <p>At 46.78 years old, Angelo PANSINI became the 11th oldest player to score a century for Warradale when he made his 212* in round 2 in D Grade against Hamilton.</p>
Oldest Six-Wicket Hauls	<p>Amazingly, three of the oldest seven 6-wicket hauls were taken during this season.</p> <ul style="list-style-type: none"> At 50.29 years old, Joel WILKIN took the 3rd oldest 6-wicket haul for Warradale, with his 6-32 against Morphettville in C Grade. He is only the second 50 year old to take a six-wicket haul for Warradale, along with John Smith, who has done it twice. At 49.91 years old, Brett BRYSON took the 4th oldest 6-wicket haul for Warradale, with his 6-35 against Mitchell Park in D Grade. At 46.78 years old, Angelo PANSINI took the 7th oldest 6-wicket haul for Warradale, with his 7-7 against Hamilton in D Grade.
Most wickets	<p>Joel WILKIN (566 career wickets) extended his lead to 98 for most Club wickets. Joel also leads most 5 wicket bags (25 – a lead of 6), 15 wickets in a season (21 – a lead of 4), best match figures (74 – a lead of 17).</p> <p>Joel won the C Grade Bowling Trophy – he has now won 13 bowling trophies (3A, 6B, 2C and 2D).</p>
Most career catches	<p>Peter HUGHES still has the most no. of career catches by heaps with 179 (4 for the season). Nearest is Andrew Conley with 122.</p>
Most career ducks	<p>Peter HUGHES (38 ducks) again scored no ducks in the season but still clearly holds the lead from the new second-placed Ash Marshall (31), Richie Dey (30) and Trev Parham, Scott Williams and Dave Palmer (29 each).</p>
Most successive games	<p>Peter HUGHES continued his incredulous run of playing 290 successive games – “Shoe” has not missed a game since Round 1 in 1991/92 (24 seasons). The closest is Ash Marshall who has played the last 220 games in succession – he has not missed a game since the SF 1996/97 (18 seasons).</p>
A game in every season – sequence broken	<p>Trevor ‘Paz’ PARHAM played at least one game in every season since Club began in 1979/80, but did not play this season due to crook knees and so his unique sequence has ended at 36 seasons.</p>
Association Player Life Membership	<p>Grant CRAIGIE became the 9th WCC player to attain Player Life Membership of the Adelaide and Suburban Association, surely the most hard earned cricket Life membership in the history of the universe.</p>
Association Trophies	<p>3 players won Adelaide & Suburban Association Trophies in 2015/16</p> <ul style="list-style-type: none"> Greg MARKS – Div 6 Wicketkeeping Trophy Jason CONROY – Div 6 Fielding Trophy Glen HARRIS – Div 7 Fielding Trophy

2015/16 TROPHY WINNERS

CLUB TROPHIES

TROPHY	TROPHY WINNER	DONOR
CRICKETER OF THE YEAR WINNER	Angelo PANSINI (1185 points) 517 runs, 23 wickets, 5 catches 50 pts from run outs & fielding votes 196 practice points	Individual & Perpetual Trophy Warradale Hotel
CRICKETER OF THE YEAR RUNNER -UP	Jack CORNELISSEN (890 points) 186 runs, 24 wickets, 12 catches 120 pts from run outs & fielding votes	
BEST FIELDSMAN	Jack CORNELISSEN 3 first votes & 5 second votes in 11 matches	John GIBBIE Perpetual Trophy Donor Broadway Hotel
BEST ALL-ROUNDER	Jack CORNELISSEN 299 runs @ 33.2 28 wickets @ 8.6	Andrew & Carol CONLEY
PRESIDENT'S TROPHY	Bryan 'Beefy' MILDREN	Peter & Anna COOMBE
MVP FINALS	Peter HUGHES 154 runs @ 77.0, 333 minutes at crease	
T20 PLAYER OF YEAR	Andrew BELSAK 106 runs @ 35.3, 2 wickets @ 20.5	
MOST IMPROVED	Lachlan FERGUSON Promoted to A Grade for 8 games - 131 runs @ 18.7, 11 wickets @ 16.3, 2 nd in Coombe medal	Rob & Helen EDWARDS Perpetual Trophy Donor Mr & Mrs H Parham
ENCOURAGEMENT AWARD	Daniel CLARIDGE	Pat, Andrew, Dave & Rochelle BROWN - <i>The Frank Brown Memorial Trophy</i>
GOLDEN GLOBE AWARD	Rowan WILLIAMS 4 Ducks	
BROKEN STUMP AWARD	Marc SCHMIAUKE 2 wickets for 157	
CENTURY BATs	Angelo PANSINI, Andrew BELSAK, Glenn HARRIS, Peter HUGHES	Tony and Lisa FORSTER
SIX-FOR AWARDS	Angelo PANSINI, Anthony WILKIN, Brett BRYSON (note: all were over 46 yrs old)	
SECTION 6 ASSOCIATION WICKET-KEEPING TROPHY	Greg MARKS 34 votes	
SECTION 6 ASSOCIATION FIELDING TROPHY	Jason CONROY 9 votes	
SECTION 7 ASSOCIATION FIELDING TROPHY	Glenn HARRIS 10 votes	
OUTSTANDING SERVICE AWARD	Angelo PANSINI Sponsorship Officer	Perpetual Trophy Kevin & Judy Parham
SUPPORTER OF THE YEAR	Natalie FEURERHERDT	
NEW LIFE MEMBERS	Tony FORSTER, Richie DEY	

2015/16 TROPHY WINNERS

TEAM TROPHIES

TROPHY	TROPHY WINNER	DONOR
A GRADE		
BATTING	Andrew BELSAK 398 runs @ 36.2	
BOWLING	Rowan WILLIAMS 13 wickets @ 20.7 Josh DENIET 13 wickets @ 23.8	Anthony "Joel" WILKIN
CAPTAIN'S TROPHY	Rowan WILLIAMS	The Bob Noble Trophy Frank & the late Molly NOBLE
BEST A GRADE TEAM PLAYER THE COOMBE MEDAL	Andrew BELSAK 118 votes	Peter & Anna COOMBE
B GRADE		
BATTING	Gary WILSON 355 runs @ 59.2	Ann & John SMITH
BOWLING	Ash MARSHALL 23 wickets @ 11.2	
CAPTAIN'S TROPHY	Troy SPANTON	Ashley MARSHALL
BEST B GRADE TEAM PLAYER THE BOOF CONROY MEDAL	Gary WILSON 81 votes	
C GRADE		
BATTING	Angelo PANSINI 309 runs @ 38.6	
BOWLING	Anthony WILKIN 19 wickets @ 15.9	
CAPTAIN'S TROPHY	Anthony GREEN	
BEST C GRADE TEAM PLAYER THE SPIN GUTS MEDAL	Angelo PANSINI 88 votes	
D GRADE		
BATTING	Peter HUGHES 364 runs @ 40.4	
BOWLING	Jack CORNELISSEN 28 wickets @ 7.5 Brett BRYSON 28 wickets @ 12.7	
CAPTAIN'S TROPHY	Daniel CLARIDGE	
BEST D GRADE TEAM PLAYER THE NOOGE MEDAL	Jack CORNELISSEN 126 votes	

2015/16 CRICKETER OF THE YEAR POINTS (TO ROUND 11)

Rank	Player Name	Games	Runs	Wkts	Cat.	St.	R/O	F/V	Prac	Total
1	PANSINI Angelo	11	517	322	100	0	40	10	196	1185
2	CORNELISSEN Jack	11	186	336	240	0	10	110	8	890
3	FERGUSON Lachlan	10	186	168	100	20	50	40	126	690
4	MARSHALL Ashley	11	113	308	60	0	0	0	160	641
5	BELSAK Andrew	10	398	112	80	0	0	30	16	636
6	BRUSNAHAN Dale	11	101	238	80	0	10	50	126	605
7	HARRIS Glenn	10	148	196	120	0	40	100	0	604
8	WILLIAMS Rowan	11	68	182	100	0	20	80	132	582
9	MONAGHAN Scott	11	201	154	120	0	30	70	0	575
10	WILSON Gary	10	418	0	80	0	10	10	44	562
11	BRYSON Brett	10	18	364	40	0	0	0	128	550
12	BALYM Anton	11	174	0	120	160	10	0	44	508
13	FERGUSON Haimish	10	228	56	140	0	10	20	48	502
14	SCHULTZ Kristian	11	216	140	40	0	0	0	90	486
15	TONKIN Braedon	11	69	70	100	0	0	50	148	437
16	SPANTON Troy	10	136	0	60	0	0	40	196	432
17	PALMER Dave	11	197	0	60	0	20	80	70	427
18	ARMAN Ben	8	2	238	40	0	0	0	136	416
19	HUGHES Peter	11	235	0	80	0	0	0	92	407
20	DEY Richard	11	187	0	40	0	0	10	152	389
21	BARRITT Henry	9	91	182	20	0	10	0	66	369
22	CRAIGIE Grant	10	246	0	60	0	0	30	32	368
23	WILKIN Anthony	10	11	238	80	0	20	10	4	363
24	CONROY Jason	11	100	56	100	0	0	90	16	362
25	GREEN Anthony	9	50	224	60	0	10	0	16	360
26	BARLEY James	7	198	0	60	0	0	30	70	358
27	CLARIDGE Daniel	10	124	42	120	0	30	30	8	354
28	DENIET Josh	11	120	182	20	0	10	10	12	354
29	BROOKER Christian	8	86	112	40	0	0	10	100	348
30	MARTIN Anthony	10	140	42	40	0	0	0	124	346
31	MATTHEWS Jacob	8	23	126	60	0	0	0	130	339
32	CASEY Aaron	8	76	98	120	0	0	20	0	314
33	SCHMIAUKE Marc	7	248	28	20	0	0	0	12	308
34	TEMBY Paul	11	198	0	40	20	0	0	32	290
35	BROWNE Noel	6	14	140	100	0	0	10	24	288
36	WOODS Daniel	8	181	0	40	0	0	0	66	287
37	MARKS Greg	9	101	0	140	20	10	0	12	283
38	BODEN Nick	9	117	0	100	0	0	20	12	249
39	CONLEY Andrew	8	218	0	20	0	0	0	8	246
40	TONKIN Andrew	9	142	56	0	0	0	0	48	246
41	SCOTT Ron	8	54	112	20	0	20	20	0	226
42	GIBBIE Chris	6	83	56	0	0	0	20	58	217
43	ISLAM Robiul	3	2	154	40	0	0	0	12	208
44	MAHONEY David	7	47	0	0	0	20	80	60	207
45	MILDREN Bryan	7	34	84	80	0	0	0	0	198
46	SMITH Tim	9	41	0	100	0	0	0	38	179
47	BATES Simon	8	45	0	100	0	0	20	8	173
48	SMITH John	3	30	28	0	0	0	0	102	160
49	RUSSELL Nic	3	91	28	20	0	0	0	0	139
50	TRUSCOTT Chad	3	10	84	20	0	0	20	0	134
51	ARMAN Sam	5	15	14	0	0	0	0	104	133
52	MONAHAN Phil	6	44	0	20	0	0	0	56	120
53	GIBBIE Dom	9	52	0	0	0	0	0	64	116
54	GULATI Sandeep	4	6	84	0	0	0	10	0	100
55	BORLAND Daniel	6	25	0	60	0	0	10	0	95
56	TYNSKI Simon	4	65	0	20	0	0	0	0	85
57	THARALDSEN Joshua	4	9	14	40	0	0	0	0	63
58	LIPSETT Wes	1	38	0	0	0	0	0	0	38
59	JEYNES Steve	1	0	28	0	0	0	0	0	28
60	DAVIDSON Phil	1	4	14	0	0	0	0	0	18
61	SWIFT Andrew	3	18	0	0	0	0	0	0	18
62	PANSINI Brayden	0	0	0	0	0	0	0	16	16
63	PALMER Edward	1	0	0	0	0	0	10	0	10
64	WILLIAMS Scott	0	0	0	0	0	0	0	8	8
65	FERGUSON Jason	0	0	0	0	0	0	0	4	4

[illegible]

[illegible]

PREMIERSHIP LADDERS AND MATCH RESULTS IN 2015/16

ADELAIDE AND SUBURBAN CRICKET ASSOCIATION – SECTION 1 – 2015/16

RANK	TEAM	P	W2	W1	D	L1	L2	WKTS LOST	RUNS FOR	WKTS TAKEN	RUNS AGST	POINTS	Quotient
1	Cove	11	1	8	1	1	0	81	2460	112	1987	63	1.7119
2	Coromandel Ramblers	11	1	8	0	2	0	97	2092	116	1906	61	1.3126
3	Plympton Footballers	11	2	5	1	3	0	76	2285	125	2186	58	1.7192
4	Keswick	11	0	8	1	2	0	82	2526	96	1866	53	1.5848
5	Port Noarlunga	11	1	4	0	6	0	94	2289	102	1929	41	1.2876
6	Sheidow Park	11	1	2	3	4	1	96	2532	96	2536	36	0.9984
7	South Road	11	1	2	2	5	1	93	2088	106	2781	34	0.8558
8	Western Youth Centre	11	0	3	1	6	1	113	2347	88	2587	27	0.7065
9	Morphettville Park	11	0	1	2	8	0	108	2056	80	2426	20	0.6278
10	Morphett Vale	11	0	1	1	5	4	155	1761	74	2232	14	0.3767

Semi Finals

12 & 13 Mar 2016

def by	Cove	160	A Singh 3/21, R Curyer 3/34, C Coretti 3/49
	Keswick	4/166	H Mackay 71*, JE Clarke 28*
def by	Coro Ramblers	212	J Haussen 63, J Ferris 51, M Smith 25, B Pomeroy 3/31, J Siemering 2/31, J Slack 2/38, J Skinner 2/43
	Plympton F/B	214	J McCann 60, B Habib 48, B Pomeroy 36, H Telford 3/38, F King 3/42

Grand Final

19 & 20 Mar 2016

def by	Plympton F/B	165	B Middlin 67, SJ McRae 2/22, D Vale 2/36, A Singh 2/36
	Keswick	7/190(cc)	SJ McRae 53, S Verco 46, H Mackay 45, RD Moore 4/44

ADELAIDE AND SUBURBAN CRICKET ASSOCIATION – SECTION 2 – 2015/16

RANK	TEAM	P	W2	W1	D	L1	L2	WKTS LOST	RUNS FOR	WKTS TAKEN	RUNS AGST	POINTS	Quotient
1	ICC Sharks	11	3	4	0	3	1	94	1904	126	1651	60	1.5458
2	Belair	11	1	7	1	2	0	79	1824	120	1586	58	1.7469
3	Glenelg ANA	11	1	7	0	3	0	79	1935	124	2132	56	1.4246
4	Mitchell Park	11	1	6	2	2	0	101	2307	109	1632	55	1.5256
5	Coromandel	11	2	4	1	4	0	83	1698	126	2194	53	1.1749
6	North Haven	11	0	6	1	4	0	74	1828	110	1914	43	1.4197
7	Warradale	11	1	4	1	4	1	106	2118	96	2042	42	0.9394
8	Morphettville Park II	11	0	4	0	6	1	103	2054	78	2178	30	0.7142
9	South Road II	11	0	1	0	5	5	150	1630	44	1861	11	0.2569
10	Sheidow Park II	11	0	0	0	10	1	132	1887	68	1995	9	0.4873

Warradale A Grade Match Results & Highlights

Round 1	WON 1st Innings	NORTH HAVEN 10-198 WARRADALE 9-219	R WILLIAMS 4/52; J DENIET 3/21; M SCHMIAUKE 69; A BELSAK 75; J DENIET 29*;
Round 2	LOST 1st Innings	GLENELG ANA 7-234 WARRADALE 10-135 GLENELG ANA 2d-36 WARRADALE 8-109	K SCHULTZ 3/57; A MARSHALL 2/37; A BELSAK 50; J DENIET 46; D WOODS 27; A BELSAK 22; K SCHULTZ 21;
Round 3	WON 1st Innings	WARRADALE 9-307 MORPHETTVILLE PARK 10-185 MORPHETTVILLE PARK 1-19	M SCHMIAUKE 88; A BELSAK 117; C BROOKER 40*; J DENIET 3/30; R WILLIAMS 3/10; J MATTHEWS 2/25;
Round 4	WON 1st Innings	SHEIDOW PARK 9-197 WARRADALE 5-201	J MATTHEWS 4/53; A BELSAK 2/22; M SCHMIAUKE 31; D WOODS 78*; K SCHULTZ 29;
Round 5	LOST 1st Innings	WARRADALE 9-163 ICC SHARKS 4-166	M SCHMIAUKE 21; A BALYM 30; A BELSAK 21; K SCHULTZ 22; R WILLIAMS 26*; R WILLIAMS 2/30; B ARMAN 2/30;
Round 6	DRAW	WARRADALE 10-148 COROMANDEL 1-48	M SCHMIAUKE 35; A BALYM 36; K SCHULTZ 31;
Round 7	WON Outright	SOUTH ROAD 10-79 WARRADALE 4d-163 SOUTH ROAD 10-120 WARRADALE 0-38	R WILLIAMS 2/10; L FERGUSON 5/41; R ISLAM 3/12; J BARLEY 24; N BODEN 32; K SCHULTZ 70; L FERGUSON 28*; L FERGUSON 3/12; R ISLAM 3/25; C BROOKER 2/25; J BARLEY 24*;
Round 8	LOST 1st Innings	WARRADALE 10-100 BELAIR 7-169	L FERGUSON 41; R ISLAM 2/37; B ARMAN 3/44;
Round 9	LOST 1st Innings	MITCHELL PARK 10-169 WARRADALE 10-120	J DENIET 4/43; R ISLAM 3/29; L FERGUSON 2/20; L FERGUSON 39;
Round 10	LOST Outright	WARRADALE 6d-141 ICC SHARKS 1d-148 WARRADALE 9A-69 ICC SHARKS 4-66	J BARLEY 54; A BELSAK 25; D WOODS 20; K SCHULTZ 3/30;
Round 11	WON 1st Innings	WARRADALE 7-212 GLENELG ANA 10-208	A BALYM 46; A BELSAK 43; W LIPSETT 38; D MAHONEY 26; K SCHULTZ 2/45; A BELSAK 4/33; A BALYM c1 s3;

Semi Finals

12 & 13 Mar 2016

def	ICC Sharks	152	D Sampson 61, M Fernando 4/26, T Muntagim 2/27, C Jones 2/34, N Checketts 2/40
	Mitchell Park	113	C Farrell 38, M Tonkes 3/24, A Broadbent 2/17, R Foster 2/22, A Lock 2/35
def	Belair	9/194(cc) & 2/46	J Fitzgerald 71, E Hurlow 55, D Wegener 36, A Zuvela 4/46, GJ Pritchard 3/36
	Glenelg ANA	54	M Tansell 5/8, A Coleman 4/33

Grand Final

19 & 20 Mar 2016

def	ICC Sharks	8/133	J Carne 29, A Broadbent 25, M Tansell 3/41, A Coleman 3/74
	Belair	9/132(cc)	D Jenner 63*, A Broadbent 2/22, G Pinder 2/26, A Lock 2/29

ADELAIDE AND SUBURBAN CRICKET ASSOCIATION – SECTION 3 – 2015/16

RANK	TEAM	P	W2	W1	D	L1	L2	WKTS LOST	RUNS FOR	WKTS TAKEN	RUNS AGST	POINTS	Quotient
1	Coromandel Ramblers II	11	0	9	1	1	0	74	2125	106	1689	58	1.8022
2	Hamilton	11	1	5	1	4	0	101	2274	121	1906	48	1.4293
3	Coromandel II	11	2	3	1	5	0	85	1640	113	1835	48	1.1881
4	North Haven II	11	0	7	1	3	0	96	2488	90	2136	48	1.0920
5	Southern	11	0	6	1	4	0	80	1826	104	1845	43	1.2866
6	Woodcroft	11	0	5	1	5	0	109	2284	99	2007	38	1.0336
7	Keswick II	11	0	5	1	5	0	93	1895	95	2278	38	0.8498
8	Kenilworth	11	0	5	1	3	2	123	2039	112	1813	36	1.0241
9	Plympton Footballers II	11	0	4	1	6	0	116	2135	103	1969	32	0.9628
10	Morphettville Park III	11	0	3	1	7	0	90	1796	94	2563	28	0.7319
11	Port Noarlunga II	11	0	3	1	6	1	117	1984	90	2261	27	0.6750
12	Western Youth Centre II	11	1	1	1	7	1	128	2382	85	2566	27	0.6164

Semi Finals

12 & 13 Mar 2016

def by	Coro Ramblers II	238	L Simpson 65, J Benson 51, D Keese 43, S Donnelly 29, C Mattner 3/48, J Martin 2/39
	North Haven II	310	C Mattner 116, T Martin 73, J Oxlade 36, R Muscher 27, G Stanley 6/82, C Farrell 2/47, K Smith 2/57
def	Hamilton	184	S Blundell 106, Jo Zadow 5/36, John Zadow 4/59
	Coromandel II	96	M Webb 2/4, MN Young 2/10, M Sommers 2/20, M Warland 2/2

Grand Final

19 & 20 Mar 2016

def	Hamilton	213	M Warland 76, M Webb 56, C Mattner 4/43, M Kouba 3/45
	North Haven II	123	G Lawson 29, S Rademacher 6/52, MN Young 2/19

ADELAIDE AND SUBURBAN CRICKET ASSOCIATION – SECTION 4 – 2015/16

RANK	TEAM	P	W2	W1	D	L1	L2	WKTS LOST	RUNS FOR	WKTS TAKEN	RUNS AGST	POINTS	Quotient
1	Warradale II	11	1	6	1	3	0	91	2190	85	1729	53	1.1831
2	ICC Sharks II	11	0	7	1	3	0	79	1584	98	1685	53	1.1661
3	South Road III	11	0	8	1	2	0	77	1444	108	1500	52	1.3502
4	Mitchell Park II	11	1	5	1	4	0	82	2048	98	1616	48	1.5146
5	St George	11	1	4	1	5	0	71	1549	106	1797	43	1.2869
6	North Haven III	11	0	7	1	3	0	76	2258	88	1823	42	1.4342
7	Belair II	11	0	4	1	5	1	92	1609	102	1793	32	0.9949
8	Morphett Vale II	11	0	3	1	7	0	95	1497	89	1870	28	0.7500
9	Adelaide Cavaliers	11	0	3	1	6	1	116	2032	70	2092	21	0.5861
10	Sheidow Park III	11	0	0	1	9	1	128	1637	63	1943	12	0.4147

Warradale B Grade Match Results & Highlights

Round 1	LOST 1st Innings	WARRADALE 10-163 SOUTH ROAD 8-175	L FERGUSON 47; P TEMBY 21; D BRUSNAHAN 2/35; S GULATI 2/34; S MONAGHAN 4/37;
Round 2	WON 1st Innings	WARRADALE 10-264 BELAIR 8A-166	A MARTIN 39; G CRAIGIE 32; P TEMBY 60; H BARRITT 61; D BRUSNAHAN 22; B ARMAN 4/55;
Round 3	WON 1st Innings	WARRADALE 10-158 ST GEORGE 10-138	H FERGUSON 22; R DEY 29; A MARSHALL 25; D BRUSNAHAN 4/38; B ARMAN 3/18;
Round 4	WON Outright	ADELAIDE CAVALIERS 10-128 WARRADALE 9d-218 ADELAIDE CAVALIERS 9A-66	A MARSHALL 3/11; S MONAGHAN 2/35; H BARRITT 4/25; A MARTIN 33; S MONAGHAN 42; H FERGUSON 52; P TEMBY 21; A MARSHALL 4/15; D BRUSNAHAN 3/29;
Round 5	LOST 1st Innings	WARRADALE 8-188 NORTH HAVEN 2-200	J BARLEY 58; H FERGUSON 24; T SPANTON 25*; D PALMER 25;
Round 6	DRAW	WARRADALE 7-317 MORPHETT VALE	G WILSON 72; P TEMBY 41; D BRUSNAHAN 30; R DEY 66*; A MARSHALL 45*;
Round 7	WON 1st Innings	SHEIDOW PARK 10-169 WARRADALE 8-176	D BRUSNAHAN 2/22; A MARSHALL 2/31; H FERGUSON 2/13; A MARTIN 21; S MONAGHAN 38; R DEY 23; G WILSON 35*;
Round 8	WON 1st Innings	WARRADALE 10-131 MITCHELL PARK 10-59	G WILSON 53; A MARSHALL 5/9; D BRUSNAHAN 2/18; A MARTIN 2/2;
Round 9	WON 1st Innings	ICC SHARKS 10-214 WARRADALE 6-223	A MARSHALL 4/48; H BARRITT 3/49; J CORNELISSEN c3; H FERGUSON 83; D PALMER 68; S MONAGHAN 23*;
Round 10	LOST 1st Innings	WARRADALE 10-153 NORTH HAVEN 2-220	R DEY 29; G WILSON 60; D BRUSNAHAN 2/58;
Round 11	WON 1st Innings	BELAIR 6-194 WARRADALE 3-199	H BARRITT 3/23; S MONAGHAN 37; D PALMER 69*; C BROOKER 31; G WILSON 42*;
Semi Final	WON 1st Innings	WARRADALE 8-211 MITCHELL PARK 10-94	H FERGUSON 36; D PALMER 27; R DEY 29; G WILSON 75*; A MARSHALL 2/6; C BROOKER 4/24; S MONAGHAN 4/39;
Grand Final	LOST 1st Innings	WARRADALE 10-108 ICC SHARKS 5-109	H FERGUSON 40; C BROOKER 21; H BARRITT 3/24;

Semi Finals

12 & 13 Mar 2016

def	Warradale II	8/211	G Wilson 75*, H Ferguson 36, R Dey 29, D Palmer 27, G Abdulla 3/50, JW May 2/56
	Mitchell Park II	94	C Brooker 4/24, S Monaghan 4/39, A Marshall 2/6
def	ICC Sharks II	8/89	A Langton 35, P Petersen 3/23, D Roberts 3/26
	South Road III	88	R Choudhry 28, C Buttfield 4/23, M Noack 2/5

Grand Final

19 & 20 Mar 2016

def by	Warradale II	108	H Ferguson 40, M Noack 3/35, C Buttfield 3/37, L Foran 2/13, G Louder 2/19
	ICC Sharks II	5/109	AD Sampson 29, A Langton 25, H Barritt 3/24

ADELAIDE AND SUBURBAN CRICKET ASSOCIATION – SECTION 5 – 2015/16

RANK	TEAM	P	W2	W1	D	L1	L2	WKTS LOST	RUNS FOR	WKTS TAKEN	RUNS AGST	POINTS	Quotient
1	Keswick III	11	1	8	0	2	0	76	1995	108	1933	61	1.4666
2	Western Youth Centre III	11	1	7	1	2	0	78	2501	103	2297	58	1.4378
3	Cove II	11	0	8	1	2	0	90	2531	97	1632	53	1.6715
4	Mitchell Park III	11	0	6	1	4	0	70	2492	83	2165	43	1.3648
5	St George II	11	1	3	1	5	1	85	1838	72	1643	41	0.9476
6	Coromandel Ramblers III	11	1	2	1	6	1	93	1701	87	2210	32	0.7200
7	Kenilworth II	11	0	4	1	3	3	107	1820	57	2106	30	0.4604
8	Coromandel III	11	0	3	1	7	0	91	1734	94	2375	28	0.7542
9	Glenelg ANA II	11	1	3	0	7	0	66	1326	74	1601	27	0.9286
10	South Park	11	0	2	1	8	0	106	2018	87	1994	23	0.8306

Semi Finals

12 & 13 Mar 2016

def	Keswick III	318	A Doubleday 109, S Hansen 39, WD Matthews 36, R Quintel 3/46, K Hanegraaf 3/84, A Cox 2/88
	Mitchell Park III	196	M Schuppan 70, G Rajanathan 27*, L Steyn 2/26, S Hansen 2/30, K Mohammed 2/46
def	Western Youth III	183	RC Hopkins 48*, S Visser 37, A Stenson 28
	Cove II	125	RC Hopkins 3/22, DF Gleeson 2/15, M Lloyd 2/31

Grand Final

19 & 20 Mar 2016

def by	Keswick III	9/219	K Mohammed 104, JJ Oldfield 41, C Allen 4/25, RC Hopkins 2/31
	Western Youth III	3/228	RC Hopkins 90*, B Clapton 82, S Visser 32, S Hansen 2/50

ADELAIDE AND SUBURBAN CRICKET ASSOCIATION – SECTION 6 – 2015/16

RANK	TEAM	P	Bye	W2	W1	D	L1	L2	WKTS LOST	RUNS FOR	WKTS TAKEN	RUNS AGST	POINTS	Quotient
1	ICC Sharks III	11	0	0	9	1	1	0	66	1536	99	1509	58	1.5268
2	Plympton Footballers III	10	1	0	7	1	2	0	60	2329	93	1472	53	2.4524
3	Warradale III	10	1	1	5	1	3	0	66	1598	89	1845	53	1.1680
4	Mitchell Park IV	11	0	0	7	2	2	0	71	1803	92	1854	50	1.2601
5	Port Noarlunga III	10	1	0	6	1	3	0	67	1863	94	2092	48	1.2494
6	Southern II	10	1	0	4	1	5	0	69	1572	85	1560	38	1.2414
7	Morphettville Park IV	11	0	0	5	1	5	0	70	1540	81	1786	38	0.9978
8	Sheidow Park IV	11	0	0	4	2	4	1	97	1544	47	1556	34	0.4808
9	Coromandel Ramblers IV	10	1	0	2	1	7	0	110	1651	54	1834	28	0.4419
10	North Haven IV	10	1	0	2	0	8	0	92	1785	88	1806	26	0.9454
11	South Road IV	11	0	0	2	1	8	0	92	1307	38	1214	22	0.4447
12	Morphett Vale III	5	0	0	0	0	5	0	0	0	0	0	0	0.0000

Warradale C Grade Match Results & Highlights

Round 1	WON Outright	SHEIDOW PARK 10-58 WARRADALE 2d-67 SHEIDOW PARK 10-93 WARRADALE 2-88	A GREEN 3/14; N BROWNE 3/5; A TONKIN 3/14; A CONLEY 34*; G CRAIGIE 21*; A PANSINI 5/18; B ARMAN 3/12; A PANSINI 54*;
Round 2	LOST 1st Innings	SOUTHERN 9-254 WARRADALE 10-205	A WILKIN 2/39; C TRUSCOTT 3/49; J CONROY 3/53; A CONLEY 47; T SPANTON 30; J CONROY 29; A GREEN 29*;
Round 3	WON 1st Innings	SOUTH ROAD 7-132 WARRADALE 3-142	A WILKIN 2/15; N BROWNE 2/27; C TRUSCOTT 2/18; A CONLEY 25; A PANSINI 23; G WILSON 61*; G CRAIGIE 20*;
Round 4	WON 1st Innings	MORPHETTVILLE PARK 10-137 WARRADALE 8-158	A WILKIN 6/32; Ph MONAHAN 28; A TONKIN 26; G MARKS 21*;
Round 5	WON 1st Innings	NORTH HAVEN 2-285 WARRADALE 6-287	A CONLEY 58; A TONKIN 49; G WILSON 72; A PANSINI 22; G MARKS 46*;
Round 6	DRAW	WARRADALE 10-154 PORT NOARLUNGA	A PANSINI 29; A TONKIN 24; J CONROY 20;
Round 7	LOST 1st Innings	WARRADALE 10-202 MITCHELL PARK 9-207	A CONLEY 27; T SPANTON 43; G CRAIGIE 47; G MARKS 33; N BROWNE 2/65; A WILKIN 2/26; A GREEN 3/45;
Round 8	LOST 1st Innings	ICC SHARKS 7-246 WARRADALE 10-54	A WILKIN 2/28; A TONKIN 24*;
Round 9	WON 1st Innings	COROMANDEL RAMBLERS 10-69 WARRADALE 3d-75 COROMANDEL RAMBLERS 6-207	A GREEN 3/17; A PANSINI 5/29; A PANSINI 64; C BROOKER 3/46;
Round 11	WON 1st Innings	PLYMPTON FOOTBALLERS 9-157 WARRADALE 2-166	S GULATI 3/21; A GREEN 3/33; A PANSINI 91*; G CRAIGIE 60*;
Semi Final	LOST 1st Innings	PLYMPTON FOOTBALLERS 10-162 WARRADALE 10-92	A WILKIN 2/33; N BROWNE 3/70; A PANSINI 3/18;

Semi Finals

12 & 13 Mar 2016

tied	ICC Sharks III	9/136	P Richards 73, S Richardson 3/22, B Moroney 2/27
	Mitchell Park IV	136	D Pretty 55, C Asciak 28, S Richardson 26, G Wybrew 4/44, P Richards 2/6, N Johns 2/24, D Dryden 2/33
def	Plympton F/B III	162	J Carger 65, G Huston 43, A Pansini 3/18, N Browne 3/70, A Wilkin 2/33
	Warradale III	92	T Colmer 4/35, R Colmer 3/15, T Blight 2/13

Grand Final

19 & 20 Mar 2016

def by	ICC Sharks III	147	N Hodgson 46, P Richards 35, D Mullighan 3/21, T Colmer 3/43, R Colmer 2/30
	Plympton F/B III	4/236	J Carger 101*, D Mullighan 52*, G Huston 42

ADELAIDE AND SUBURBAN CRICKET ASSOCIATION – SECTION 7 – 2015/16

RANK	TEAM	P	Bye	W2	W1	D	L1	L2	WKTS LOST	RUNS FOR	WKTS TAKEN	RUNS AGST	POINTS	Quotient
1	Warradale IV	10	1	4	5	0	1	0	65	1737	116	1454	81	2.1320
2	Cove III	11	0	0	10	1	0	0	61	2647	71	1457	57	2.1146
3	Plympton Footballers IV	10	1	0	8	1	1	0	75	2053	107	1950	52	1.5020
4	Woodcroft II	11	0	2	2	1	5	1	99	2142	78	2203	42	0.7661
5	Hamilton II	10	1	0	4	0	5	1	109	1907	72	1906	40	0.6609
6	Mitchell Park V	10	1	0	2	1	5	2	87	1149	82	1836	36	0.5899
7	North Haven V	11	0	0	4	1	6	0	101	1503	90	2078	32	0.6445
8	Keswick IV	10	1	0	4	0	5	1	70	1501	76	1578	27	1.0327
9	Western Youth Centre IV	10	1	0	1	1	7	1	88	1680	63	1857	21	0.6477
10	Coromandel IV	5	0	0	0	0	5	0	0	0	0	0	0	0.0000

Warradale D Grade Match Results & Highlights

Round 1	WON Outright	WOODCROFT 7A-91 WARRADALE 6d-208 WOODCROFT 7A-99	B BRYSON 2/0; S JEYNES 2/1; P HUGHES 46; J CORNELISSEN 63*; J CORNELISSEN 3/12; G HARRIS 2/29; B BRYSON 2/15;
Round 2	WON Outright	HAMILTON 10-127 WARRADALE 0d-260 HAMILTON 9A-39	G HARRIS 5/42; J SMITH 2/2; A CASEY c5; P HUGHES 40*; A PANSINI 212*; A PANSINI 7/7;
Round 3	WON 1st Innings	WARRADALE 10-285 PLYMPTON FOOTBALLERS 9A-222	D GIBBIE 20; G HARRIS 94; C GIBBIE 63; B TONKIN 46; J CORNELISSEN 2/23; C GIBBIE 4/46; B TONKIN 3/60; B TONKIN c3;
Round 4	WON Outright	WARRADALE 10-176 WESTERN YOUTH CENTRE 10-46 WESTERN YOUTH CENTRE 7A-67	P HUGHES 40; B BRYSON 2/21; J CORNELISSEN 3/7; B MILDREN 3/10; B BRYSON 2/9; J CORNELISSEN 5/6;
Round 5	WON 1st Innings	WARRADALE 10-119 NORTH HAVEN 10-86	P HUGHES 23; A CASEY 29; R SCOTT 2/7; B BRYSON 3/10; J CORNELISSEN 2/14;
Round 7	WON Outright	WARRADALE 10-173 MITCHELL PARK 10-63 MITCHELL PARK 9A-76	D CLARIDGE 61; A CASEY 27; J CORNELISSEN 3/13; B BRYSON 6/35; A CASEY 2/8; G HARRIS 4/13; J CORNELISSEN c3;
Round 8	LOST 1st Innings	COVE 7-325 WARRADALE 8-265	A CASEY 2/70; N RUSSELL 2/48; N RUSSELL 91; A CASEY 20; S TYNSKI 55; J SMITH 20*;
Round 10	WON 1st Innings	WARRADALE 8d-174 NORTH HAVEN 10-139	J CORNELISSEN 73; T SMITH 21*; J CORNELISSEN 2/15; R SCOTT 3/19;
Round 11	WON 1st Innings	HAMILTON 10-73 WARRADALE 2-74	J CORNELISSEN 2/12; B BRYSON 5/16; P HUGHES 37;
Semi Final	WON 1st Innings	WARRADALE 7-351 WOODCROFT 10-85	G HARRIS 126; P HUGHES 125; J CORNELISSEN 25; J CORNELISSEN 3/5; J CONROY 3/22;
Grand Final	LOST 1st Innings	PLYMPTON FOOTBALLERS 10-271 WARRADALE 10-181	B BRYSON 2/63; A CASEY 2/32; D CLARIDGE 3/48; P HUGHES 29; J CORNELISSEN 88; T SMITH 31*;

Semi Finals

12 & 13 Mar 2016

def	Warradale IV	7/351(cc)	G Harris 126, P Hughes 125, J Cornelissen 25, J Faulkner 4/63, H Ejaz 2/43 J Cornelissen 3/5, J Conroy 3/21
def by	Cove III	277	B Richardson 79, J Plenty 53, J Otte 31*, D Robinson 28, M Shah 5/55, A Brigmanis 2/26
	Plympton F/B IV	8/279	A Foote 99, J Fiebig 91, M Singleton 29, B Richardson 4/56, L Champion 2/25, J Otte 2/55

Grand Final

19 & 20 Mar 2016

def	Warradale IV	181	J Cornelissen 88, T Smith 31*, P Hughes 29, A Foote 4/24, A Brigmanis 3/39, L Norman 2/63
def by	Plympton F/B IV	271	A Foote 82, L Norman 74, M Singleton 40, J Fiebig 33, D Claridge 3/48, AT Casey 2/32, B Bryson 2/63

ADELAIDE AND SUBURBAN CRICKET ASSOCIATION – KNOCK-OUT T20 – 2015/16

Round 1	WON	CORO RAMBLERS 7-141 (20) WARRADALE 5-145 (18.1)	Marc SCHMIAUKE 2/10, Lachlan FERGUSON 2/26, Dale BRUSNAHAN 1/19, Angelo PANSINI 1/19, Josh DENIET 1/31 Andy BELSAK 59*, Kristian SCHULTZ 24, Lachlan FERGUSON 12
Quarter Final	LOST **	KESWICK 6-160 (20) WARRADALE 10-78 (13.1)	Angelo PANSINI 2/12, Christian BROOKER 2/16, Kristian SCHULTZ 1/19 Marc SCHMIAUKE 29, Anton BALYM 15*
Semi Final	LOST	GLENELG ANA 4-157 (20) WARRADALE 10-141 (19.1)	Jacob MATTHEWS 3/11, Josh DENIET 1/37 Marc SCHMIAUKE 34, James BARLEY 32, Nick BODEN 20, Jacob MATTHEWS 20*

** Keswick were disqualified by virtue of playing an unregistered player.

S.A.M.C.A. TWENTY20 CUP – 2015/16

Round 1	WON	COROMANDEL 5-124 (20) WARRADALE 4-126 (18.4)	Rowan WILLIAMS 3/14, Marc SCHMIAUKE 2/17 Marc SCHMIAUKE 50, Daniel WOODS 33, Lachlan FERGUSON 15*, Andy BELSAK 12
Round 2	LOST	KESWICK 6-140 (20) WARRADALE 10-86 (13.4)	Andy BELSAK 2/12, Marc SCHMIAUKE 1/22, Dale BRUSNAHAN 1/17, Angelo PANSINI 1/31 Andy BELSAK 30, Marc SCHMIAUKE 11, Angelo PANSINI 10

PRESIDENT'S REPORT

Booooooooooooo – Its footy season again!!!

Another season has come to an end and as always – far too soon – mind you, it's a good chance to rest up and prepare one's self a little better physically to assist in beating those old man injuries I am feeling since hitting 40yrs of age...

Firstly, I would like to say a big thank you to all the players, supporters, wives and girlfriends that played a role in making 2015/16 a great year both on and off the field. Whilst for some, the pain of playing in a losing final is still raw – Having 3 of our 4 teams make the finals is itself a fantastic achievement and one that should not be overlooked. Overall, it's still an improvement on where we finished last season with 2 teams playing off in the Grand Final and a clear sign we are moving in the right direction in terms of our on field performances. Not to mention 3 WCC players picking up association recognition this year – Greg Marks (Keeping Sec 6, Jason Conroy (Fielding Sec 6) and Jack Cornelissen (Fielding Sec 7).

Off field, we have had another solid year – New Sponsorship Officer, Ange Pansini has done an enormous job this year in developing new associations with the club and businesses across Adelaide in securing new sponsors. This with the added support from our already long term partners has been fantastic and allowed us to purchase new playing shirts, social/T20 Shirts and T20 playing pants. That said, we need to look after our sponsors and utilise their services where ever possible (and tell them you're from WCC).

In other news, Marymount Oval now has a synthetic winter cover which means we no longer have to bury the pitch each footy season – this now paves the way for synthetic "stick on" matting which will be the focus for future grant applications this year.

Mick Gibbie's efforts this year as coach has again been excellent. From those that have utilised Mick's expertise (and I encourage you all to do so) I have only heard positive comments about his assistance with improving their game overall - Great job Mick and a big thank you for your efforts throughout the season.

Attracting and developing younger players to our club is and always will be one of our greatest challenges - In recent years we are doing this well but perhaps is still room for improvement. The committee has been looking at possible avenues for attracting players to Warradale and the implementation of a junior program is becoming a real possibility for 2016/2017. Awaiting further developments from the association but talk of a 1 day competition coming into play next season might also be something for us to consider in attracting new players.

The move to Marion RSL now in its 2nd year, overall I think is still good – The RSL has certainly gone out of their way in making us welcome – however the number of people getting to the club after games for presentation overall has been sliding and I dare say, poor overall – Few new ideas getting floated for next season to improve this area and looking forward to getting the social scene of WCC back to where it once was. That said, the 50Club Barefoot Bowls Day was again well received and a financial success for the club – great work by Jay Conroy in getting this happening once again.

In closing, I would like to thank everyone that has participated in what has been an enjoyable year and special mention's go to Tracy Tozer for her efforts throughout the year as Secretary, John Smith, Angelo Pansini, Brett Bryson, Mick Gibbie & Anton Balym for their efforts with the management committee, Dom Gibbie for internet banking and a top job as bean counter and our VP, Phil Monahan for his.....hmmmm??? (jokes of course) ☺

Very Special Mentions to John Smith and Peter Hughes for their work with the Wazden Year Book and stats throughout the year – amazing thing the Wazden, top work and keep it up lads...



Cheers and long live Wazz

Anthony Green
Club President

A GRADE CAPTAIN'S REPORT

Well what can I really say about the season. In a nutshell, I would say it was very disappointing on a number of levels, but mainly by the fact that a side and a bunch of good cricketers and good blokes let ourselves down in not showing our potential and commitment needed to be successful.

In my opinion we had the best team in the league, but unfortunately we had players in and out each week and actually not one player played every game. We never took our chances when they were offered and never showed any consistency throughout the season.

But there were some highlights through the year so it wasn't all bad lol.

- It was great to see young Lachy Ferguson find his feet in A grade and the further development of our vice captain, Josh Deniet.
- Also it was a pleasure to welcome Andy Belsak and Daniel Woods to the club which almost made us a Tassie team lol.

I'm sure everyone that played felt let down, and that is what should be used as motivation for next season. While I think in this case, to reflect on the season won't help - so best forgotten - but one thing that was very clear, is that there was no loss of heart for the club by the players, which was shown in the last game with a great win to celebrate Sarges 200th. This game showed our capability and I suggest to all you guys that, week in week out, you need to find that reason and that motivation to succeed, as that's what's needed each week.

Finally, you can't win without first failing, so let's learn and be bigger and better and commit to your club and success will be just around the corner.



Anton Balym
A Grade Captain

ROUND 1: WARRADALE VERSUS NORTH HAVEN AT MARYMOUNT (WON 1ST INNINGS)

Season: 2015/16, Round 1		Date: 10OCT/17OCT	Grade: A	Division: 2	Captain: BALYM Anton
NORTH HAVEN 10-198 (53.5 ov)					
Ord-Bowler-----	Runs off each over-----	Ovrs	Md	Runs	Wkts-----How out-----
1 WILLIAMS Rowan	5.2.4.2.6.M.5.4W.2W.3.3.1WW.5.10	14	1	52	4 ct3;lb1;
2 DENIET Josh	MW.1.MW.2.9.3.2.2.1.1W	9.5	2	21	3 bo2;lb1;
3 MATTHEWS Jacob	2.M.2.8.2.M.2.6W.2.6	10	2	30	1 bo1;
4 BROOKER Christian	1.1.10.5.2W	5	0	19	1 ct1;
5 MARSHALL Ashley	1.4.M.1.6	5	1	12	0
6 SCHMIAUKE Marc	1.M.8.M.1.11.6.12	8	2	39	0
7 WOODS Daniel	15.4	2	0	19	0
Fielding (caught,stumped,runout,asstd.r/o)-----					
BALYM A: WK(c0,s0,byes 0), SCHMIAUKE M: c1, WOODS D: c1, BELSAK A: c2, DENIET J: ar1, WILLIAMS R: ar1,					
Fielding Votes: 1st- BELSAK Andrew 2nd- MAHONEY David 3rd-					
WARRADALE 9-219 (45 ov)					
Ord-Min--Batsman-----	Scoring Strokes-----	How Out---	Runs----	FoW &	N.O.Batsman-----
1 123 SCHMIAUKE Marc	1211216144413242421124442114	LBW	69	2-138	BELSAK A 52
2 48 WOODS Daniel	42122	Caught	11	1- 31	SCHMIAUKE M 15
3 102 BELSAK Andrew	13444441111441144141114641114	Caught	75	4-179	SCHULTZ K 8
4 11 BALYM Anton	1221	LBW	6	3-150	BELSAK A 54
5 16 SCHULTZ Kristian	161	Caught	8	5-179	BODEN N 0
6 16 BODEN Nick	111	Bowled	3	6-204	DENIET J 22
7 23 DENIET Josh	44616143	Not Out	29		
8 1 MARSHALL Ashley		Caught	0	7-204	DENIET J 22
9 2 MATTHEWS Jacob		Caught	0	8-204	DENIET J 22
10 5 WILLIAMS Rowan	44	Caught	8	9-219	DENIET J 29
GIBBIE Chris		dnb			
BROOKER Christian		dnb			
MAHONEY David		dnb			
Extras			10		

ROUND 2: WARRADALE VERSUS GLENELG ANA AT AWAY GROUND (LOST 1st INNINGS)

Season: 2015/16, Round 2 Date: 24OCT/31OCT Grade: A Division: 2 Captain: BALYM Anton

GLENELG ANA 7-234 (60 ov)

Ord-Bowler	Runs off each over	Ovrs	Md	Runs	Wkts	How out
1 DENIET Josh	1.5W.M.5.3.5.2.M.M.M.14.8.9.6	14	4	58	1	ctl;
2 GULATI Sandeep	4.M.6.1.7.10	6	1	28	0	
3 SCHULTZ Kristian	1.3.4W.2.4.1.M.2.4.1.1.6W.4.4.5W.2.2.3.8	19	1	57	3	ct2;st1;
4 MARSHALL Ashley	3.4.1.11.2.1W.10.MW.5	9	1	37	2	lbl;st1;
5 MONAGHAN Scott	5.2.MW.7	4	1	14	1	ctl;
6 WOODS Daniel	3.8.5.1.3.8.5.5	8	0	38	0	

Fielding (caught, stumped, runout, asstd.r/o)
 BALYM A: WK(c1,s2,byes 1), BARLEY J: c1, BODEN N: c1, MONAGHAN S: c1,
 Fielding Votes: 1st- PALMER Dave 2nd- BARLEY James 3rd-

WARRADALE 10-135 (36.4 ov)

Ord-Min	Batsman	Scoring Strokes	How Out	Runs	FoW &	N.O.Batsman
1	6 WOODS Daniel	21	Caught	0	1- 2	PALMER D 2
2	19 PALMER Dave	324142241426141144	Caught	3	2- 13	BELSAK A 10
3	60 BELSAK Andrew	2	Caught	50	6- 64	BODEN N 0
4	10 BALYM Anton	1	Caught	2	3- 28	BELSAK A 23
5	6 SCHULTZ Kristian	4111	LBW	1	4- 41	BELSAK A 35
6	26 BARLEY James	111	Caught	7	5- 64	BELSAK A 50
7	46 BODEN Nick	2411642414421112411	Caught	3	7- 91	DENIET J 24
8	77 DENIET Josh	4444	Caught	46	10-135	WILLIAMS R 0
9	14 MONAGHAN Scott	212	Caught	16	8-120	DENIET J 37
10	14 MARSHALL Ashley		Caught	5	9-135	DENIET J 46
11	3 WILLIAMS Rowan		Not Out	0		
	GULATI Sandeep		dnb			
	Extras			2		

GLENELG ANA 2d-36 (6 ov)

Ord-Bowler	Runs off each over	Ovrs	Md	Runs	Wkts	How out
1 DENIET Josh	3W.9.11	3	0	23	1	ctl;
2 WILLIAMS Rowan	2.3W.8	3	0	13	1	bol;

Fielding (caught, stumped, runout, asstd.r/o)
 BALYM A: WK(c1,s0,byes 0),

WARRADALE 8-109 (18 ov)

Ord-Min	Batsman	Scoring Strokes	How Out	Runs	FoW &	N.O.Batsman
1	32 WOODS Daniel	2214122421114	Caught	27	3- 63	SCHULTZ K 9
2	7 DENIET Josh	11	Caught	2	1- 11	WOODS D 9
3	11 BELSAK Andrew	114466	Caught	22	2- 41	WOODS D 14
4	38 SCHULTZ Kristian	1411112112111111	Bowled	21	6-103	BALYM A 8
5	6 BARLEY James	62	Bowled	8	4- 75	SCHULTZ K 13
6	5 MONAGHAN Scott	1242	Bowled	9	5- 86	SCHULTZ K 15
7	16 BALYM Anton	111121141	Caught	13	7-109	PALMER D 1
8	10 PALMER Dave	1	Not Out	1		
9	2 WILLIAMS Rowan		Caught	0	8-109	PALMER D 1
10	3 MARSHALL Ashley		Not Out	0		
	Extras			6		

ROUND 3: WARRADALE VERSUS MORPHETTVILLE PARK AT MARYMOUNT (WON 1st INNINGS)

Season: 2015/16, Round 3 Date: 07NOV/14NOV Grade: A Division: 2 Captain: BALYM Anton

WARRADALE 9-307 (60 ov)

Ord-Min	Batsman	Scoring Strokes	How Out	Runs	FoW &	N.O.Batsman
1	141 SCHMIAUKE Marc	4212142411111141421114141242411216111	Caught	88	2-208	BELSAK A 103
2	12 WOODS Daniel	111424				
3	141 BELSAK Andrew	41	Caught	5	1- 14	SCHMIAUKE M 7
4	78 BROOKER Christian	141141111114214464441611141111141246	Caught	117	3-227	BROOKER C 5
5	2 FERGUSON Lachlan	4114421114116				
6	19 SCHULTZ Kristian	1411423142111411134	Not Out	40		
7	6 DENIET Josh	14	Bowled	0	4-227	BROOKER C 5
8	6 PALMER Dave	42	Caught	5	5-235	BROOKER C 7
9	4 BARLEY James	1	Bowled	6	6-247	BROOKER C 13
10	19 WILLIAMS Rowan	13	LBW	1	7-252	BROOKER C 16
11	1 MATTHEWS Jacob	1241444142	Bowled	4	8-261	BROOKER C 21
	BALYM Anton		Caught	27	9-303	BROOKER C 36
	Extras		Not Out	0		
			dnb			
				14		

MORPHETTVILLE PARK 10-185 (47.3 ov)

Ord-Bowler	Runs off each over	Ovrs	Md	Runs	Wkts	How out
1 DENIET Josh	2.1.4W.1.1.4.1.3.4W.M.7W.1.1	13	1	30	3	ctl;bo2;
2 WILLIAMS Rowan	2.M.2W.MW.M.1.MW.M.1.M.4	11	6	10	3	lbl;st2;
3 BROOKER Christian	M.5W.3.5	4	1	13	1	ctl;
4 SCHMIAUKE Marc	10.12.10.10.8.8	6	0	58	0	
5 FERGUSON Lachlan	M.7.11	3	1	18	0	
6 MATTHEWS Jacob	5W.1.10W.9	4	0	25	2	ctl;bol;
7 SCHULTZ Kristian	9.M.8.M	4	2	17	0	
8 BELSAK Andrew	M.4.0W	2.3	1	4	1	ctl;

Fielding (caught, stumped, runout, asstd.r/o)
 BALYM A: WK(c0,s2,byes 8), FERGUSON L: c2, BARLEY J: c1, MATTHEWS J: c1,
 Fielding Votes: 1st- FERGUSON Lachlan 2nd- WILLIAMS Rowan 3rd-

MORPHETTVILLE PARK 1-19 (10 ov)

Ord-Bowler	Runs off each over	Ovrs	Md	Runs	Wkts	How out
1 FERGUSON Lachlan	3.1.6	3	0	10	0	
2 WILLIAMS Rowan	MW.M.M	3	3	0	1	bol;
3 BROOKER Christian	4.1	2	0	5	0	
4 SCHMIAUKE Marc	M	1	1	0	0	
5 BELSAK Andrew	4	1	0	4	0	

Fielding (caught, stumped, runout, asstd.r/o)
 BALYM A: WK(c0,s0,byes 0),

ROUND 4: WARRADALE VERSUS SHEIDOW PARK AT AWAY GROUND (WON 1st INNINGS)

Season: 2015/16, Round 4		Date: 21NOV/28NOV	Grade: A	Division: 2	Captain: BALYM Anton
SHEIDOW PARK 9-197 (60 ov)					
Ord-Bowler-----	Runs off each over-----	Ovrs	Md	Runs	Wkts---How out-----
1 WILLIAMS Rowan	1.2.6.M.4.6.5	7	1	24	0
2 BROOKER Christian	4.1.1.1.1	4	0	7	0
3 FERGUSON Lachlan	2.M.4.3.M.M.2	7	3	11	0
4 ARMAN Ben	7.M.1.9.6.9	6	1	32	0
5 SCHULTZ Kristian	1.3.8.10.5.4.0W.1.4	8.4	0	36	1
6 MATTHEWS Jacob	8.4.6W.MW.M.MW.1.5.4W.1.M.2.2.2.6.2.10	17	4	53	4
7 BELSAK Andrew	M.4.M.M.4.1.MW.5.MW.8.0	10.2	5	22	2
Fielding (caught, stumped, runout, asstd.r/o)-----					
BALYM A: WK(c0,s0,byes 4), BODEN N: c2, FERGUSON L: rl, WILLIAMS R: cl, MAHONEY D: rl,					
Fielding Votes: 1st- MAHONEY David 2nd- BODEN Nick 3rd-					
WARRADALE 5-201 (48 ov)					
Ord-Min--Batsman-----	Scoring Strokes-----	How Out---	Runs---	FoW &	N.O.Batsman-----
1 73 SCHMIAUKE Marc	114611144224	Caught	31	2- 66	BELSAK A 17
2 30 BALYM Anton	211441	LBW	13	1- 21	SCHMIAUKE M 6
3 45 BELSAK Andrew	1111241411	Caught	17	3- 66	WOODS D 0
4 110 WOODS Daniel	11233421441212444111414142414421	Not Out	78		
5 63 SCHULTZ Kristian	2114112112221112211	Stumped	29	4-154	WOODS D 44
6 34 BODEN Nick	1141	Caught	7	5-183	WOODS D 66
7 8 BROOKER Christian		Not Out	0		
DENIET Josh		dnb			
FERGUSON Lachlan		dnb			
WILLIAMS Rowan		dnb			
MATTHEWS Jacob		dnb			
ARMAN Ben		dnb			
MAHONEY David		dnb			
Extras			26		

ROUND 5: WARRADALE VERSUS ICC SHARKS AT MAWSON/MARYMOUNT (LOST 1st INNINGS)

Season: 2015/16, Round 5		Date: 05DEC	Grade: A	Division: 2	Captain: BALYM Anton
WARRADALE 9-163 (40 ov)					
Ord-Min--Batsman-----	Scoring Strokes-----	How Out---	Runs---	FoW &	N.O.Batsman-----
1 38 SCHMIAUKE Marc	444144	Caught	21	1- 37	BALYM A 14
2 70 BALYM Anton	24142142424	Caught	30	2- 74	BELSAK A 21
3 36 BELSAK Andrew	1464411	Caught	21	3- 74	WOODS D 0
4 42 WOODS Daniel	444	Caught	12	5-104	SCHULTZ K 14
5 14 MAHONEY David	121	Bowled	4	4- 78	WOODS D 0
6 38 SCHULTZ Kristian	41414111212	Caught	22	7-120	FERGUSON L 2
7 5 DENIET Josh	114	Caught	6	6-112	SCHULTZ K 16
8 14 FERGUSON Lachlan	114	Run Out	6	9-130	WILLIAMS R 0
9 3 BODEN Nick	2	Cght & B.	2	8-130	FERGUSON L 6
10 29 WILLIAMS Rowan	64111166	Not Out	26		
11 27 ARMAN Ben	11	Not Out	2		
Extras			11		
ICC SHARKS 4-166 (36 ov)					
Ord-Bowler-----	Runs off each over-----	Ovrs	Md	Runs	Wkts---How out-----
1 WILLIAMS Rowan	9W.5.1.1.5.2.5.2W	8	0	30	2
2 DENIET Josh	10.5.M.M.6.M.4.1	8	3	26	0
3 ARMAN Ben	7.1W.3.3.2.5.5W.4	8	0	30	2
4 SCHMIAUKE Marc	4.5.1.6	4	0	16	0
5 FERGUSON Lachlan	10	1	0	10	0
6 BELSAK Andrew	12	1	0	12	0
7 SCHULTZ Kristian	M.4.2.M.14.20	6	2	40	0
Fielding (caught, stumped, runout, asstd.r/o)-----					
BALYM A: WK(c0,s0,byes 0), FERGUSON L: cl, WILLIAMS R: cl,					
Fielding Votes: 1st- WILLIAMS Rowan 2nd- MAHONEY David 3rd-					

ROUND 6: WARRADALE VERSUS COROMANDEL AT AWAY GROUND (DRAW)

Season: 2015/16, Round 6		Date: 12DEC/19DEC	Grade: A	Division: 2	Captain: BALYM Anton
WARRADALE 10-148 (48.4 ov)					
Ord-Min--Batsman-----	Scoring Strokes-----	How Out---	Runs---	FoW &	N.O.Batsman-----
1 82 SCHMIAUKE Marc	14441442242111	Bowled	35	1- 64	BALYM A 13
2 152 BALYM Anton	121121221111141121112411	Caught	36	4-125	SCHULTZ K 21
3 14 BODEN Nick	4	Caught	4	2- 70	BALYM A 15
4 3 BARLEY James	1	LBW	1	3- 71	BALYM A 15
5 75 SCHULTZ Kristian	214114422262	Caught	31	6-142	DENIET J 3
6 14 PALMER Dave	21	Bowled	3	5-139	SCHULTZ K 31
7 8 DENIET Josh	31	Caught	4	8-144	WILLIAMS R 1
8 2 FERGUSON Lachlan		Caught	0	7-143	DENIET J 4
9 4 WILLIAMS Rowan	11	Bowled	2	9-145	MATTHEWS J 0
10 8 MATTHEWS Jacob	11	Not Out	2		
11 4 ARMAN Ben		LBW	0	10-148	MATTHEWS J 2
BELSAK Andrew		dnb			
Extras			30		
COROMANDEL 1-48 (9 ov)					
Ord-Bowler-----	Runs off each over-----	Ovrs	Md	Runs	Wkts---How out-----
1 WILLIAMS Rowan	5.7.5	3	0	17	0
2 DENIET Josh	2.7.9	3	0	18	0
3 SCHMIAUKE Marc	7	1	0	7	0
4 ARMAN Ben	MW	1	1	0	1
5 FERGUSON Lachlan	6	1	0	6	0
Fielding (caught, stumped, runout, asstd.r/o)-----					
BALYM A: WK(c0,s0,byes 0), SCHULTZ K: cl,					
Fielding Votes: 1st- 2nd- 3rd-					

ROUND 7: WARRADALE VERSUS SOUTH ROAD AT MARYMOUNT (WON OUTRIGHT)

Season: 2015/16, Round 7 Date: 09JAN/16JAN Grade: A Division: 2 Captain: BALYM Anton

SOUTH ROAD 10-79 (42.3 ov)

Ord	Bowler	Runs off each over	Ovrs	Md	Runs	Wkts	How out
1	WILLIAMS Rowan	M.4.1.MW.2.M.1.1W.1	9	3	10	2	ct1;bol;
2	FERGUSON Lachlan	1.1.8.M.4.4W.5.4W.M.2W.2W.3.1.1.M.1W.M.4.M	19	5	41	5	bo4;lb1;
3	DENIET Josh	6.M.1.1	4	1	8	0	
4	ISLAM Robiul	M.2W.1W.5.M.1.M.2.1W	8.3	3	12	3	ct1;bo2;
5	ARMAN Ben	3.1	2	0	4	0	

Fielding (caught, stumped, runout, asstd.r/o)
 BALYM A: WK(c0,s0,byes 1), SCHULTZ K: c1, ISLAM R: c1,
 Fielding Votes: 1st- WILLIAMS Rowan 2nd- BROOKER Christian 3rd-

WARRADALE 4d-163 (20 ov)

Ord	Min	Batsman	Scoring Strokes	How Out	Runs	FoW &	N.O.	Batsman
1	12	BARLEY James	4462314	Caught	24	1- 28		BODEN N 1
2	50	BODEN Nick	14141241441212	Caught	32	2- 84		SCHULTZ K 20
3	75	SCHULTZ Kristian	414461111612431214461141222	Caught	70	3-157		FERGUSON L 22
4	39	FERGUSON Lachlan	116341121116	Not Out	28			
5	1	BROOKER Christian		Run Out	0	4-157		FERGUSON L 22
6	1	WILLIAMS Rowan		Not Out	0			
		MAHONEY David		dnb				
		BALYM Anton		dnb				
		DENIET Josh		dnb				
		ISLAM Robiul		dnb				
		ARMAN Ben		dnb				
		Extras			9			

SOUTH ROAD 10-120 (32.2 ov)

Ord	Bowler	Runs off each over	Ovrs	Md	Runs	Wkts	How out
1	WILLIAMS Rowan	M.8.7	3	1	15	0	
2	FERGUSON Lachlan	2.MW.1.3W.6W	5	1	12	3	ct2;bol;
3	DENIET Josh	2.1.2.2.4.4	6	0	15	0	
4	SCHULTZ Kristian	1.9.10	3	0	20	0	
5	BROOKER Christian	3W.5W.M.1.6.6.4	7	1	25	2	cb1;lb1;
6	ISLAM Robiul	1.3W.4.MW.M.6.10.1W	7.2	2	25	3	ct1;bol;lb1;
7	ARMAN Ben	3W	1	0	3	1	ct1;

Fielding (caught, stumped, runout, asstd.r/o)
 BALYM A: WK(c1,s0,byes 2), BODEN N: c1, FERGUSON L: r1, BROOKER C: c2,

WARRADALE 0-38 (4.3 ov)

Ord	Min	Batsman	Scoring Strokes	How Out	Runs	FoW &	N.O.	Batsman
1	17	BARLEY James	461211414	Not Out	24			
2	17	BODEN Nick	4161	Not Out	12			
		Extras			2			

ROUND 8: WARRADALE VERSUS BELAIR AT MARYMOUNT (LOST 1st INNINGS)

Season: 2015/16, Round 8 Date: 23JAN/30JAN Grade: A Division: 2 Captain: BALYM Anton

WARRADALE 10-100 (31.2 ov)

Ord	Min	Batsman	Scoring Strokes	How Out	Runs	FoW &	N.O.	Batsman
1	20	BALYM Anton	2114	LBW	8	1- 13		BODEN N 5
2	51	BODEN Nick	221111141	Caught	14	3- 34		MAHONEY D 3
3	12	BELSAK Andrew	222	Caught	6	2- 22		BODEN N 8
4	57	MAHONEY David	212131	Bowled	10	5- 76		FERGUSON L 24
5	16	PALMER Dave	312	Caught	6	4- 49		MAHONEY D 9
6	44	FERGUSON Lachlan	21221444221111224212	Caught	41	8- 97		MATTHEWS J 4
7	2	DENIET Josh		Bowled	0	6- 76		FERGUSON L 24
8	2	WILLIAMS Rowan		Caught	0	7- 77		FERGUSON L 25
9	36	MATTHEWS Jacob	1321	Caught	7	10-100		ARMAN B 0
10	7	ISLAM Robiul		LBW	0	9- 99		MATTHEWS J 6
11	11	ARMAN Ben		Not Out	0			
		SCHULTZ Kristian		dnb				
		Extras			8			

BELAIR 7-169 (70 ov)

Ord	Bowler	Runs off each over	Ovrs	Md	Runs	Wkts	How out
1	WILLIAMS Rowan	1.1.1.1.1.6	6	0	11	0	
2	FERGUSON Lachlan	M.1.4.6.1.MW.7.4	8	2	23	1	ct1;
3	ISLAM Robiul	5.1.5.1.2.M.8.2W.4W.M.8.1	12	2	37	2	ct1;bol;
4	MATTHEWS Jacob	M.1.1.2W.M.1.M.1.1.2.3.5	12	3	17	1	st1;
5	DENIET Josh	M.M.2.M.5.2.2.1.4.1.2.1.3	13	3	23	0	
6	ARMAN Ben	M.2.2.9.8W.4.1.1WW.3.3.7.4	12	1	44	3	ct2;lb1;
7	BELSAK Andrew	1.M	2	1	1	0	
8	SCHULTZ Kristian	1.2.2.1.M	5	1	6	0	

Fielding (caught, stumped, runout, asstd.r/o)
 BALYM A: WK(c0,s1,byes 3), PALMER D: c1, DENIET J: c1, ISLAM R: c1, ARMAN B: c1,
 Fielding Votes: 1st- FERGUSON Lachlan 2nd- DENIET Josh 3rd-

ROUND 9: WARRADALE VERSUS MITCHELL PARK AT AWAY GROUND (LOST 1st INNINGS)

Season: 2015/16, Round 9		Date: 06FEB/13FEB	Grade: A	Division: 2	Captain: BALYM Anton				
MITCHELL PARK 10-169 (47.3 ov)									
Ord-Bowler-----	Runs off each over-----			Ovrs	Md	Runs	Wkts---	How out-----	
1	DENIET Josh	M.1.MW.8.8W.8.1.M.2W.3.2W.6.4			13	3	43	4	ct1;bol;lb2;
2	WILLIAMS Rowan	M.1.6.1.1.1.1			6	1	20	0	
3	MATTHEWS Jacob	6.3.7.1.4.1			6	0	22	0	
4	ISLAM Robiul	6W.12.4.1.3.2.1.0WW			7.3	0	29	3	ct2;lb1;
5	FERGUSON Lachlan	8.2.4W.1W.5			5	0	20	2	ct2;
6	SCHULTZ Kristian	3.3.13.1.3.2W.1.M			8	1	26	1	ct1;
7	WOODS Daniel	2.2			2	0	4	0	
Fielding (caught,stumped,runout,asstd.r/o)-----									
BALYM A: WK(c2,s0,byes 3), BODEN N: c1, FERGUSON L: c1, WILLIAMS R: c2,									
Fielding Votes: 1st- WILLIAMS Rowan							2nd- BODEN Nick		3rd-
WARRADALE 10-120 (46 ov)									
Ord-Min--	Batsman-----	Scoring Strokes-----		How Out---	Runs---	FoW	&	N.O.	Batsman-----
1	14 WOODS Daniel	21		Caught	3	1-	7		BODEN N 3
2	60 BODEN Nick	211441		Cght & B.	13	4-	40		FERGUSON L 6
3	19 SCHULTZ Kristian	121		Caught	4	2-	20		BODEN N 12
4	21 BELSAK Andrew	22162		Caught	13	3-	34		BODEN N 13
5	59 FERGUSON Lachlan	422244142111311411		Cght & B.	39	7-	96		DENIET J 1
6	33 WILSON Gary	24346		Caught	19	5-	81		FERGUSON L 28
7	15 BALYM Anton	21		Bowled	3	6-	93		FERGUSON L 37
8	57 DENIET Josh	131441113		Not Out	19				
9	8 WILLIAMS Rowan			Caught	0	8-	96		DENIET J 1
10	36 MATTHEWS Jacob	1111		Bowled	4	9-	118		DENIET J 19
11	6 ISLAM Robiul	2		Caught	2	10-	120		DENIET J 19
	CONROY Jason			dnb					
	Extras				1				

ROUND 10: WARRADALE VERSUS ICC SHARKS AT AWAY GROUND (LOST OUTRIGHT)

Season: 2015/16, Round 10		Date: 20FEB/27FEB	Grade: A	Division: 2	Captain: BALYM Anton	
WARRADALE 6d-141 (25 ov)						
Ord-Min	Batsman	Scoring Strokes	How Out	Runs	FoW & N.O.Batsman	
1	38 BODEN Nick	21114111	Caught	12	2- 67 BELSAK A 0	
2	34 BARLEY James	11242331144144126163	Caught	54	1- 67 BODEN N 12	
3	24 BELSAK Andrew	42421231222	Caught	25	3-101 WOODS D 8	
4	58 WOODS Daniel	1411111211221	Caught	20	6-131 MAHONEY D 2	
5	25 FERGUSON Lachlan	1241421	Bowled	15	4-123 WOODS D 15	
6	5 DENIET Josh		Bowled	0	5-127 WOODS D 19	
7	15 MAHONEY David	111112	Not Out	7		
8	9 WILLIAMS Rowan	221	Not Out	5		
	SCHULTZ Kristian		dnb			
	BALYM Anton		dnb			
	MATTHEWS Jacob		dnb			
	Extras			3		
ICC SHARKS 1d-148 (37 ov)						
Ord-Bowler	Runs off each over	Ovrs	Md	Runs	Wkts	How out
1	WILLIAMS Rowan	M.6.1.M.1	5	2	8	0
2	DENIET Josh	6.4.4.3	4	0	17	0
3	MATTHEWS Jacob	6.8	2	0	14	0
4	FERGUSON Lachlan	1.5.M.3.6.5.8.M	8	2	28	0
5	BELSAK Andrew	1.M.1.1.1.1.3W.12	8	1	20	1
6	WOODS Daniel	5.5.3.3	4	0	16	0
7	BARLEY James	4.2.7.5	4	0	18	0
8	BALYM Anton	8.15	2	0	23	0
Fielding (caught,stumped,runout,asstd.r/o)						
BALYM A: WK(c0,s0,byes 1), FERGUSON L: c1,						
Fielding Votes: 1st- MAHONEY David 2nd- BELSAK Andrew 3rd-						
WARRADALE 9A-69 (21.5 ov)						
Ord-Min	Batsman	Scoring Strokes	How Out	Runs	FoW & N.O.Batsman	
1	23 BALYM Anton	24211112111	Caught	17	2- 32 BELSAK A 0	
2	21 BODEN Nick	14211123	Run Out	15	1- 32 BALYM A 17	
3	16 BELSAK Andrew	121131	Caught	9	3- 46 SCHULTZ K 3	
4	46 SCHULTZ Kristian	1111111	Stumped	7	8- 53 WOODS D 0	
5	14 FERGUSON Lachlan	11	Bowled	2	4- 51 SCHULTZ K 6	
6	5 DENIET Josh		Run Out	0	5- 52 SCHULTZ K 7	
7	1 MAHONEY David		Caught	0	6- 52 SCHULTZ K 7	
8	3 WILLIAMS Rowan		Bowled	0	7- 53 SCHULTZ K 7	
9	28 WOODS Daniel	242	Not Out	8		
10	23 MATTHEWS Jacob	11411	Caught	8	9- 69 WOODS D 8	
	Extras			3		
ICC SHARKS 4-66 (17.5 ov)						
Ord-Bowler	Runs off each over	Ovrs	Md	Runs	Wkts	How out
1	BELSAK Andrew	4.3.2.M.2.1	6	1	12	0
2	SCHULTZ Kristian	2.3W.2.4.1W.1.2.6.9W	8.5	0	30	3
3	WILLIAMS Rowan	2.3.12	3	0	17	0
Fielding (caught,stumped,runout,asstd.r/o)						
BALYM A: WK(c0,s0,byes 4), arl, WILLIAMS R: c1,arl, MATTHEWS J: c2,						

ROUND 11: WARRADALE VERSUS GLENELG ANA AT MARYMOUNT (WON 1st INNINGS)

Season: 2015/16, Round 11 Date: 05MAR Grade: A Division: 2 Captain: DENIET Josh

WARRADALE 7-212 (40 ov)

Ord	Min	Batsman	Scoring Strokes	How Out	Runs	FoW &	N.O.	Batsman
1	72	BALYM Anton	11411414411142126214	Caught	46	2- 93		LIPSETT W 0
2	50	BELSAK Andrew	4246121214214621	Caught	43	1- 69		BALYM A 24
3	75	LIPSETT Wes	244412414444	Caught	38	5-154		MAHONEY D 0
4	4	DAVIDSON Phil	4	LBW	4	3- 99		LIPSETT W 2
5	33	SCHULTZ Kristian	1442412	LBW	18	4-146		LIPSETT W 30
6	30	MAHONEY David	442124144	Caught	26	6-186		WOODS D 6
7	30	WOODS Daniel	41114141	Caught	17	7-209		DENIET J 7
8	18	DENIET Josh	111221	Not Out	8			
9	4	MATTHEWS Jacob	2	Not Out	2			
		MONAHAN Phil		dnb				
		WILLIAMS Rowan		dnb				
		Extras			10			

GLENELG ANA 10-208 (39.1 ov)

Ord	Bowler	Runs off each over	Ovrs	Md	Runs	Wkts	How out
1	WILLIAMS Rowan	M.7.4.5.13.M.M.13	8	3	42	0	
2	MATTHEWS Jacob	5.12.8.9.8.2.6.4W	8	0	54	1	bol;
3	SCHULTZ Kristian	1.3W.2.1W.15.6.17	7	0	45	2	ctl;stl;
4	BELSAK Andrew	8.4W.7.5W.1W.1.1.6W	8	0	33	4	cbl;ctl;lbl;stl;
5	DENIET Josh	1.6.4.7.5.3W.1.1	7.1	0	28	1	ctl;
6	DAVIDSON Phil	5W	1	0	5	1	stl;

Fielding (caught, stumped, runout, asstd.r/o)

BALYM A: WK(c1,s3,byes 0), BELSAK A: c2, WOODS D: c1,
Fielding Votes: 1st- MAHONEY David 2nd- WILLIAMS Rowan 3rd-

B GRADE CAPTAIN'S REPORT


Season 2015/16 proved to be a very successful year for the B grade, with 7 wins, 3 losses & 1 draw (including 1 outright). We finished the minor round top for the second straight year, so we once again qualified for the finals. We made good progress in winning our semi-final against Mitchell Park, but couldn't quite get the job done in the Grand Final.

I wish to thank every player who played for the B's this season.

- Our batting was pretty consistent with 5 players scoring 200 or more runs, with Gary Wilson and Haimish Ferguson scoring 300 plus. Gary Wilson proved to be a very fine acquisition, scoring 355 runs @ 59.2 in 9 games, smashing 20 sixes & 38 fours. He was closely followed by Haimish (Duck) Ferguson scoring 304 @ 27.6, mainly as an opener. Gaz wins our batting trophy.
- Our bowling was dynamic at times, with the ever consistent Ash Marshall taking 23 wickets @ 11.2 and winning the bowling trophy.
- Daisy (Barge Arse) Brusnahan had a solid year, albeit battling groin injuries, taking 18 wickets @ 22.2. Daisy needs to push hard for an A grade spot next year.
- Dave Palmer turned back the clock after Xmas, his batting was all about occupying the crease. Well done Dave.
- We introduced Ben Arman and Jack Cornelissen to the B grade and both have lots to offer.
- Henry Barritt, also a new guy, had a very good debut season. Booza, as he is known, for drinking out of anything, took 15 wickets @ 11.4 with long hops & full tosses, plus 61 on debut with the bat.
- Troy Spanton deserves a mention this year, his run tally wasn't what he wanted, but his attitude and team first beliefs made him a valuable part of the B's. This year's captain's trophy will be presented to Troy, well done Troy.
- Thanks to Mick Gibbie in his dual roles as coach and selector, he has supported all grades very well, cheers Mick.
- Greeny has turned out to possibly be the best president I have seen at our club since I've been playing and I'm very pleased that Greeny is continuing in this role.
- To Anton – it's been hard for you with continuity in regard to selection, but good job mate.
- Phil Monahan & Grant Craigie – congrats on your fine season, and go one more step next year.
- Brett Bryson – outstanding debut season as captain, your record says it all, great work.
- Naomi – your support and love is amazing, you are a big part of our cricket family at Warradale.
- Phil Davidson didn't play B's but his advice and friendship was invaluable.
- Congrats to (Nudee Run) Sarge on 200 games.
- Vicki Deniet for giving up her time and scoring, well done.

In closing, it has been an honour and a huge privilege to captain the B grade, and I won't stop until we win the big trophy. As a club we need to get better because it's going to get harder to win games with likely promotions into higher sections.

Stay safe, see you soon - Richie



Richie Dey
B Grade Captain

ROUND 1: WARRADALE VERSUS SOUTH ROAD AT AWAY GROUND (LOST 1ST INNINGS)

Terrible start for B Grade.

Defending 163 was always going to be tough work, especially bowling 33 wides and 7 no-balls. But we gave it a go, and had them 8-149.

Highlights

- Lachy Ferguson 47 in 100 minutes
- Scotty Monaghan 4-37

Season: 2015/16, Round 1		Date: 10OCT/17OCT	Grade: B	Division: 4	Captain: DEY Richard				
WARRADALE 10-163 (39.3 ov)									
Ord	Min	Batsman	Scoring	Strokes	How Out	Runs	FoW &	N.O.	Batsman
1	40	BARLEY James	2421414		Caught	18	2- 33		MONAGHAN S 4
2	22	PALMER Dave	4		Caught	4	1- 18		BARLEY J 9
3	49	MONAGHAN Scott	41432		Caught	14	4- 60		DEY R 0
4	19	MARTIN Anthony	2211221		Caught	11	3- 55		MONAGHAN S 9
5	45	DEY Richard	122		Bowled	5	5- 93		FERGUSON L 27
6	100	FERGUSON Lachlan	22414242222611111111111111		Caught	47	10-163		BRUSNAHAN D 18
7	19	TEMBY Paul	42114441		Caught	21	6-125		FERGUSON L 38
8	8	WILSON Gary	22		Bowled	4	7-130		FERGUSON L 39
9	8	GULATI Sandeep	1		Bowled	1	8-135		FERGUSON L 42
10	7	TONKIN Braedon			Bowled	0	9-136		FERGUSON L 43
11	16	BRUSNAHAN Dale	23111442		Not Out	18			
		FERGUSON Haimish			dnb				
		Extras				20			
SOUTH ROAD 8-175 (60 ov)									
Ord	Bowler	Runs off each over	Ovrs	Md	Runs	Wkts	How out		
1	BRUSNAHAN Dale	2.1.M.2.4W.2.1.M.2.2.4.7.4.1.3W	15	2	35	2	bo2;		
2	FERGUSON Lachlan	5.3.11.1.2.3.5.M.2.6	10	1	38	0			
3	GULATI Sandeep	M.3W.4.1.4.M.5.1.M.1.2W.2.5.4.2	15	3	34	2	bo1;1b1;		
4	TONKIN Braedon	4.8	1.5	0	12	0			
5	TEMBY Paul	0.4.2.5	3.1	0	11	0			
6	MONAGHAN Scott	M.5.3W.2.2.5.2.6.1W.MW.3W.1.M.3.4	15	3	37	4	ct4;		
Fielding (caught, stumped, runout, asstd.r/o)									
FERGUSON H: WK(c1,s0,byes11), BARLEY J: c1, WILSON G: c2,									
Fielding Votes: 1st- BARLEY James 2nd- WILSON Gary 3rd-									

ROUND 2: WARRADALE VERSUS BELAIR AT MARYMOUNT OVAL (WON 1ST INNINGS)

Won the toss and scored 264 – very pleasing. Bowled them out for 166 – first win of the year.

Highlights

- PT 60
- Harry Barritt 61 on debut
- Ben Arman 4-55

Season: 2015/16, Round 2										Date: 24OCT/31OCT										Grade: B										Division: 4										Captain: DEY Richard																			
WARRADALE 10-264 (53.3 ov)																																																											
Ord-Min-Batsman-----										Scoring Strokes-----										How Out-----										Runs-----										FoW & N.O.Batsman-----																			
1	5	FERGUSON Haimish										2	Caught										2	1-	2	MARTIN A										0																							
2	79	MARTIN Anthony										1121441112414414111	Caught										39	4-	76	CRAIGIE G										17																							
3	20	FERGUSON Lachlan										11411	Caught										8	2-	15	MARTIN A										5																							
4	15	DEY Richard										142	LBW										7	3-	34	MARTIN A										16																							
5	61	CRAIGIE Grant										13411141141124111	Caught										32	6-	114	TEMBY P										21																							
6	4	WILSON Gary											Bowled										0	5-	81	CRAIGIE G										22																							
7	59	TEMBY Paul										1411144414412141424444	Cght & B.										60	7-	180	BARRITT H										24																							
8	101	BARRITT Henry										111114124112111111114121211142112141	Bowled										61	9-	264	MILDREN B										10																							
9	16	BRUSNAHAN Dale										41144422	Bowled										22	8-	209	BARRITT H										28																							
10	46	MILDREN Bryan										112141	Not Out										10																																				
11	1	ARMAN Ben											Bowled										0	10-	264	MILDREN B										10																							
Extras																				23																																							
BELAIR 8A-166 (49.4 ov)																																																											
Ord-Bowler-----										Runs off each over-----										Ovrs Md Runs Wkts-----										How out-----																													
1	FERGUSON Lachlan										1.1.1.6.7.MW.M.4.M.3.1.2.1.6.5	15 3 38 1										ctl;																																					
2	BARRITT Henry										4.2.0W	2.4 0 6 1										ctl;																																					
3	BRUSNAHAN Dale										1.4.7.4.4.M.1	7 1 21 0																																															
4	ARMAN Ben										M.2.4.4.M.4.5.5.6.9W.1W.1.MW.5.9W	15 3 55 4										ct4;																																					
5	MILDREN Bryan										M.6.6.6.1W.4.5.2.5	9 1 35 1										st1;																																					
6	FERGUSON Haimish										1	1 0 1 0																																															
-----Fielding (caught, stumped, runout, asstd, r/o)-----																																																											
FERGUSON H: WK(c1,s0,byes 4), c2, FERGUSON L: WK(c0,s1,byes 3), ar1, TEMBY P: c1, BRUSNAHAN D: c1,ar1, ARMAN B: c1,																																																											
Fielding Votes:										1st- FERGUSON Haimish										2nd- BRUSNAHAN Dale										3rd-																													

This game was a corker, with us batting first and scoring 158. On the second day, St George were cruising at 3-86, but our bowling and fielding were exceptional to have them all out for 138.

- Daisy Brusnahan 4-38
- Ben Arman 3-18 off 14 overs

- Henry Barritt 4-25 and Ash Marshall 3-11 in 1st innings
- Scotty 42, Haimish 52, Nav 33
- Marshall 4-15 and Daisy 3-29 in 2nd innings

Marshall 4-15 and Daley 5-27 in 2 innings Season: 2015/16, Round 4 Date: 21NOV/28NOV Grade: B Division: 4 Captain: DEY Richard									
ADELAIDE CAVALIERS 10-128 (45.1 ov)									
Ord-Bowler-----	Runs off each over-----				Ovrs	Md	Runs	Wkts----	How out-----
1 MARSHALL Ashley	MW.1.1.M.6.M.M.3.OW				9.1	5	11	3	ct2;bol;
2 BRUSNAHAN Dale	2.2.1.5.11				5	0	21	0	
3 MONAGHAN Scott	M.6.M.2.M.1.4.1.3.4W.4.M.M.1W.9				15	5	35	2	ct2;
4 CONROY Jason	4.6.10				3	0	20	0	
5 BARRITT Henry	MW.5.2.2.3.6.1W.M.6W.MW				10	3	25	4	ctl;bol;lb1;st1;
6 FERGUSON Haimish	M,MW,M				3	3	0	1	lb1;
Fielding (caught,stumped,runout,asstd.r/o)-----									
FERGUSON H: WK(c0,s0,byes 7), TEMBY P: WK(c0,s1,byes 2), c1, SPANTON T: c1, BRUSNAHAN D: c1, PALMER D: c1, MARSHALL A: c1, Fielding Votes: 1st- MONAGHAN Scott 2nd- BRUSNAHAN Dale 3rd-									
WARRADALE 9d-218 (42 ov)									
Ord-Min--Batsman-----	Scoring Strokes-----				How Out---	Runs---	FoW &	N.O.	Batsman-----
1 81 MARTIN Anthony	44341112112414				Bowled	33	3- 76	MONAGHAN S	17
2 41 SPANTON Troy	44				Caught	8	1- 39	MARTIN A	21
3 1 BARRITT Henry					LBW	0	2- 39	MARTIN A	21
4 80 MONAGHAN Scott	415114111114411624				Bowled	42	4-132	FERGUSON H	31
5 58 FERGUSON Haimish	12421121211414111114441241				Caught	52	5-173	BRUSNAHAN D	15
6 23 BRUSNAHAN Dale	14142311				Caught	17	6-178	TEMBY P	1
7 20 TEMBY Paul	14244114				Caught	21	7-216	PALMER D	15
8 16 PALMER Dave	2216121				Caught	15	8-216	DEY R	0
9 5 DEY Richard	1				Not Out	1			
10 3 MARSHALL Ashley	1				Run Out	1	9-218	DEY R	1
CONROY Jason					dnb				
Extras					28				
ADELAIDE CAVALIERS 9A-66 (28.4 ov)									
Ord-Bowler-----	Runs off each over-----				Ovrs	Md	Runs	Wkts----	How out-----
1 MARSHALL Ashley	4W.1.5.1.1.MW.3.M.OWW				8.4	2	15	4	bo3;lb1;
2 BRUSNAHAN Dale	4.1.2W.3.9W.6W.M.M.4				9	2	29	3	ctl1;bo2;
3 MONAGHAN Scott	1.1W.M.1.5				5	1	8	1	lb1;
4 CONROY Jason	1				1	0	1	0	
5 BARRITT Henry	1.2.4.3W.3				5	0	13	1	ctl1;
Fielding (caught,stumped,runout,asstd.r/o)-----									
FERGUSON H: WK(c1,s0,byes 1), MARTIN A: c1,									

ROUND 5: WARRADALE VERSUS NORTH HAVEN AT AWAY GROUND (LOST 1ST INNINGS)

Our bogey side in one-dayer, in extreme heat. We batted first and made a passable total of 188 in our 40 overs. They made our total easily with 10 overs remaining and only 2 wickets down.

Highlights

- James Barley 58 opening the batting.

Lowlights

- Duck Ferguson 0-30 off 5 overs, then proceeding to be hit for 5 sixes in a row. Legend 0-60

Season: 2015/16, Round 5										Date: 05DEC		Grade: B		Division: 4		Captain: DEY Richard	
WARRADALE 8-188 (40 ov)																	
Ord	Min	Batsman		Scoring Strokes				How Out		Runs	FoW	&	N.O.	Batsman			
1	9	MARTIN Anthony		41				Caught		5	1-	6		BARLEY J		0	
2	75	BARLEY James		62441444414114111614				Bowled		58	3-	90		FERGUSON H		21	
3	11	MONAGHAN Scott		1				Caught		1	2-	27		BARLEY J		17	
4	58	FERGUSON Haimish		1441412412				Bowled		24	4-	94		SPANTON T		0	
5	82	SPANTON Troy		21112441111124				Not Out		25							
6	4	TEMBY Paul						Caught		0	5-	95		SPANTON T		0	
7	34	PALMER Dave		266416				Caught		25	6-	139		SPANTON T		15	
8	2	BRUSNAHAN Dale		1				Caught		1	7-	140		SPANTON T		15	
9	18	DEY Richard		41211411				Caught		15	8-	160		SPANTON T		18	
10	12	MARSHALL Ashley		16141411				Not Out		19							
		MILDREN Bryan						dnb									
		Extras								15							
NORTH HAVEN 2-200 (30 ov)																	
Ord	Bowler		Runs off each over						Ovrs		Md	Runs	Wkts	How out			
1	MARSHALL Ashley		2.3W.9.6.11.7.3.15						8		0	56	1	ct1;			
2	BRUSNAHAN Dale		2.5.1.2.2.1.1.12						8		0	26	0				
3	MONAGHAN Scott		5.1.10.6.6						5		0	28	0				
4	MILDREN Bryan		6.7						2		0	13	0				
5	FERGUSON Haimish		7.7.4.12.30						5		0	60	0				
6	MARTIN Anthony		9.7						2		0	16	0				
Fielding (caught, stumped, runout, asstd.r/o)																	
FERGUSON H: WK(c0,s0,byes 1), PALMER D: r1, BRUSNAHAN D: c1,																	
Fielding Votes: 1st- PALMER Dave 2nd- SPANTON Troy 3rd-																	

ROUND 6: WARRADALE VERSUS MORPHETT VALE AT MARYMOUNT OVAL (DRAW)

Heat cost us this win. We made a massive 7-317 with many batsmen contributing.

Highlights

- Gaz 72
- Ash & Richie 118 run partnership

Season: 2015/16, Round 6 Date: 12DEC/19DEC Grade: B Division: 4 Captain: DEY Richard									
WARRADALE 7-317 (60 ov)									
Ord	Min	Batsman	Scoring Strokes	How Out	Runs	FoW	&	N.O.	Batsman
1	14	MARTIN Anthony	12	Bowled	3	1-	16	FERGUSON H	12
2	18	FERGUSON Haimish	241112142	Caught	18	2-	22	MONAGHAN S	0
3	30	MONAGHAN Scott	2441	Bowled	11	3-	39	SPANTON T	6
4	61	SPANTON Troy	2111212	Caught	10	4-	80	WILSON G	33
5	89	WILSON Gary	44441142441146446161111111	Caught	72	6-	164	BRUSNAHAN D	4
6	33	TEMBY Paul	41144111611466	Run Out	41	5-	156	WILSON G	68
7	53	BRUSNAHAN Dale	11114141414111211	Stumped	30	7-	199	DEY R	4
8	106	DEY Richard	111141216114444116146416	Not Out	66				
9	68	MARSHALL Ashley	11141146241444111211	Not Out	45				
		TONKIN Braedon		dnb					
		MILDREN Bryan		dnb					
		Extras			21				

ROUND 7: WARRADALE VERSUS SHEIDOW PARK AT AWAY GROUND (WON 1ST INNINGS)

Hard fought win against bottom side. Chasing 169, we just got over the line with only 2 wickets in hand.

Highlights

- Dave Palmer's fielding
- That man Wilson 35 n.o. (matchwinner)
- Scotty 38

Season: 2015/16, Round 7 Date: 09JAN/16JAN Grade: B Division: 4 Captain: DEY Richard									
SHEIDOW PARK 10-169 (43.1 ov)									
Ord	Bowler	Runs off each over			Ovrs	Md	Runs	Wkts	How out
1	BRUSNAHAN Dale	MW.8W.M.4.6.4			6	2	22	2	bo2;
2	MARSHALL Ashley	M.3.MW.M.M.6.1.2W.14.5			10	4	31	2	ct2;
3	GULATI Sandeep	5.1.6W.1.M.4.M.4			8	2	21	1	ct1;
4	TONKIN Braedon	12.MW.8.9			4	1	29	1	bol;
5	MONAGHAN Scott	5.1.1.2.8.M.4			7	1	21	0	
6	FERGUSON Haimish	2.3W.7.1.0W			4.1	0	13	2	bol;lb1;
7	MARTIN Anthony	6.2W.6.1			4	0	15	1	lb1;
Fielding (caught, stumped, runout, asstd.r/o)									
FERGUSON H: WK(c0,s0,byes 6), MONAGHAN S: cl,arl, DEY R: cl, WILSON G: arl, MARSHALL A: cl,									
Fielding Votes: 1st- PALMER Dave 2nd- MONAGHAN Scott 3rd-									
WARRADALE 8-176 (43 ov)									
Ord	Min	Batsman	Scoring Strokes		How Out	Runs	FoW	&	N.O.Batsman
1	9	PALMER Dave	11		LBW	2	1-	23	MARTIN A 15
2	19	MARTIN Anthony	414141141		Caught	21	2-	33	MONAGHAN S 4
3	68	MONAGHAN Scott	42441214414214		Bowled	38	4-	83	DEY R 2
4	19	FERGUSON Haimish	11244		Caught	12	3-	64	MONAGHAN S 22
5	77	DEY Richard	11141141441		Caught	23	6-	146	WILSON G 25
6	14	TEMBY Paul	1412414		Caught	17	5-	101	DEY R 3
7	54	WILSON Gary	411646214411		Not Out	35			
8	13	MARSHALL Ashley	114		Caught	6	7-	155	WILSON G 25
9	3	GULATI Sandeep	14		Bowled	5	8-	161	WILSON G 25
10	13	BRUSNAHAN Dale	4		Not Out	4			
		TONKIN Braedon			dnb				
		Extras				13			

ROUND 8: WARRADALE VERSUS MITCHELL PARK AT AWAY GROUND (WON 1st INNINGS)

Dirty day first Saturday, but last hour of the day turned the game. We were all out for 131, but then had Mitchell Park 4-35 at stumps. On the second day we bowled them out for 59. They were the top side so our belief was growing.

Highlights

- Gaz, Gaz, Gaz... 53
- Ash 5-9 off 15 overs with 10 maidens (at one stage he had 8 overs, 7 maidens, 4 for 1)
- Daisy 2-18 off 15 overs with 5 maidens

Season: 2015/16, Round 8		Date: 23JAN/30JAN		Grade: B	Division: 4	Captain: DEY Richard	
WARRADALE 10-131 (42.4 ov)							
Ord	Min	Batsman	Scoring Strokes	How Out	Runs	FoW &	N.O. Batsman
1	9	DEY Richard		Bowled	0	1- 7	FERGUSON H 2
2	52	FERGUSON Haimish	2142231	Caught	15	3- 30	HUGHES P 6
3	29	MONAGHAN Scott	21	Caught	3	2- 22	FERGUSON H 14
4	22	HUGHES Peter	212123	Caught	11	4- 35	BARRITT H 0
5	49	BARRITT Henry	12122	Bowled	8	6- 69	WILSON G 12
6	16	TEMBY Paul	1614	Bowled	12	5- 49	BARRITT H 1
7	94	WILSON Gary	4446234441111112162	Caught	53	10-131	BRUSNAHAN D 0
8	43	MARTIN Anthony	224	Run Out	8	7-107	WILSON G 41
9	1	CORNELISSEN Jack		Caught	0	8-107	WILSON G 41
10	21	MARSHALL Ashley	41412	Run Out	12	9-123	WILSON G 45
11	3	BRUSNAHAN Dale		Not Out	0		
		Extras			9		
MITCHELL PARK 10-59 (39.1 ov)							
Ord	Bowler	Runs off each over	Ovrs	Md	Runs	Wkts	How out
1	MARSHALL Ashley	M.MW.1.MW.MW.M.M.MW.2.M.2.MW.2.2.M	15	10	9	5	ct3;bol;lb1;
2	BRUSNAHAN Dale	1.M.2.1.5W.M.M.1.3.2.1.1.M.1W.M	15	5	18	2	ct2;
3	MONAGHAN Scott	2.9.M.3W.M	5	2	14	1	ct1;
4	CORNELISSEN Jack	8	1	0	8	0	
5	MARTIN Anthony	M.2.MW.0W	3.1	2	2	2	bol;lb1;
Fielding (caught, stumped, runout, asstd.r/o)							
FERGUSON H: WK(c2,s0,byes 3), DEY R: c1, HUGHES P: c1, WILSON G: c1, CORNELI'EN J: c1,							
Fielding Votes:		1st- CORNELISSEN Jack		2nd- DEY Richard		3rd-	

ROUND 9: WARRADALE VERSUS ICC SHARKS AT MARYMOUNT OVAL (WON 1st INNINGS)

Big win for us, chasing 215 with Dave and Haimish putting on 130 for the 2nd wicket.

Highlights

- Ash 4-48 off 14 overs
- Booza Barritt 3-49
- Haimish & Dave's partnership

Season: 2015/16, Round 9		Date: 06FEB/13FEB	Grade: B	Division: 4	Captain: DEY Richard		
ICC SHARKS 10-214 (50.3 ov)							
Ord	Bowler	Runs off each over	Ovrs	Md	Runs	Wkts	How out
1	MARSHALL Ashley	2W.2.6.2.5.1W.9.2.3W.M.2W.6.7.1	14	1	48	4	ct2;bo2;
2	BRUSNAHAN Dale	7.6.M.6.2.2.6W.M.14.M.5.3	12	3	51	1	bol;
3	MONAGHAN Scott	2.1W.6.2.M.4.M.M.M.1.6	11	4	22	1	ct1;
4	MARTIN Anthony	12.1.4	3	0	17	0	
5	BARRITT Henry	19.3W.5W.1.10.7.4W	6.3	0	49	3	ct3;
6	CORNELISSEN Jack	4.8.1.10	4	0	23	0	
Fielding (caught, stumped, runout, asstd.r/o)							
FERGUSON H: WK(c0,s0,byes 4), ar1, MONAGHAN S: c1, CORNELI'EN J: c3, BARRITT H: c1,ar1, BRUSNAHAN D: c1,							
Fielding Votes: 1st- CORNELISSEN Jack 2nd- MONAGHAN Scott 3rd-							
WARRADALE 6-223 (56 ov)							
Ord	Min	Batsman	Scoring Strokes	How Out	Runs	FoW &	N.O. Batsman
1	33	MARTIN Anthony	24113	Run Out	11	1- 33	FERGUSON H 21
2	142	FERGUSON Haimish	142441141411214144124611411114214112	Caught	83	2-163	PALMER D 64
3	113	PALMER Dave	11442142442224411141411111112114	LBW	68	3-169	MONAGHAN S 1
4	55	MONAGHAN Scott	1122411416	Not Out	23		
5	26	HUGHES Peter	41111141	LBW	14	4-187	MONAGHAN S 4
6	5	TEMBY Paul	4	Cght & B.	4	5-198	MONAGHAN S 10
7	1	CORNELISSEN Jack		LBW	0	6-198	MONAGHAN S 10
8	15	DEY Richard	21621	Not Out	12		
		BARRITT Henry		dnb			
		MARSHALL Ashley		dnb			
		BRUSNAHAN Dale		dnb			
		Extras			8		

ROUND 10: WARRADALE VERSUS NORTH HAVEN AT MARYMOUNT OVAL (LOST 1st INN.)

Bloody North Haven again. Another loss, thank god they didn't qualify for finals. Defending 153 to once again getting belted by 8 wickets.

One Highlight

- Gaz again ... 60 runs

Season: 2015/16, Round 10		Date: 20FEB/27FEB	Grade: B	Division: 4	Captain: DEY Richard
WARRADALE 10-153 (50.3 ov)					
Ord-Min	Batsman	Scoring Strokes	How Out	Runs	FoW & N.O.Batsman
1 63	SPANTON Troy	244	Caught	10	4- 36 DEY R 18
2 2	FERGUSON Haimish		Bowled	0	1- 0 SPANTON T 0
3 1	BROOKER Christian		Bowled	0	2- 0 SPANTON T 0
4 14	MONAGHAN Scott	4	Bowled	4	3- 7 SPANTON T 2
5 85	DEY Richard	2641144124	Caught	29	6- 75 WILSON G 18
6 13	TEMBY Paul	4	Bowled	4	5- 40 DEY R 18
7 78	WILSON Gary	1616416114426611441	Caught	60	8-129 GIBBIE C 7
8 20	BARRITT Henry	1	Caught	1	7- 90 WILSON G 31
9 57	GIBBIE Chris	1211114411	Caught	17	10-153 BRUSNAHAN D 9
10 10	MARSHALL Ashley		Caught	0	9-136 GIBBIE C 11
11 16	BRUSNAHAN Dale	441	Not Out	9	
	PALMER Dave		dnb		
	Extras			19	
NORTH HAVEN 2-220 (42 ov)					
Ord-Bowler	Runs off each over	Ovrs	Md	Runs	Wkts---How out---
1 MARSHALL Ashley	M.1.2.4.8.6.M.M.1.4	10	3	26	0
2 BRUSNAHAN Dale	1W.8.M.2W.5.13.9.9.6.5	10	1	58	2 bo2;
3 BROOKER Christian	4	1	0	4	0
4 MONAGHAN Scott	4.2.M.1.5.1.3.18	8	1	34	0
5 GIBBIE Chris	1.6	2	0	7	0
6 BARRITT Henry	12	1	0	12	0
7 TEMBY Paul	M.12.1.8	4	1	21	0
8 FERGUSON Haimish	7.9.10	3	0	26	0
9 WILSON Gary	4.8.13	3	0	25	0
Fielding (caught, stumped, runout, asstd.r/o)					
FERGUSON H: WK(c0,s0,byes 0), DEY R: WK(c0,s0,byes 1), WILSON G: WK(c0,s0,byes 4),					
Fielding Votes: 1st- MONAGHAN Scott 2nd- SPANTON Troy 3rd-					

ROUND 11: WARRADALE VERSUS BELAIR AT AWAY GROUND (WON 1st INNINGS)

Easy win in one-dayer... chasing 195 in 28 overs.

Highlights

- Dave Palmer 69 n.o.
- Scotty 37
- Gaz 42 n.o.
- Henry 3-23

Season: 2015/16, Round 11		Date: 05MAR	Grade: B	Division: 4	Captain: DEY Richard
BELAIR 6-194 (40 ov)					
Ord-Bowler	Runs off each over	Ovrs	Md	Runs	Wkts---How out---
1 MARSHALL Ashley	2.5.3.1.4.8.1.7	8	0	31	0
2 BRUSNAHAN Dale	4.5W.1.1.1.7.2.5	8	0	26	1 bol;
3 BROOKER Christian	7.10.3.M.1.MW.9	7	2	30	1 ct1;
4 MONAGHAN Scott	9W.9.4.6.16.M.M.6	8	2	50	1 bol;
5 BARRITT Henry	2.2WW.5W.7.7	5	0	23	3 ct3;
6 MARTIN Anthony	6.5.4.9	4	0	24	0
Fielding (caught, stumped, runout, asstd.r/o)					
TEMBY P: WK(c0,s0,byes11), MONAGHAN S: c1, PALMER D: c1, WILSON G: c1, MARSHALL A: c1,					
Fielding Votes: 1st- PALMER Dave 2nd- BRUSNAHAN Dale 3rd-					
WARRADALE 3-199 (28.4 ov)					
Ord-Min	Batsman	Scoring Strokes	How Out	Runs	FoW & N.O.Batsman
1 10	SPANTON Troy	41	Caught	5	1- 12 MONAGHAN S 4
2 42	MONAGHAN Scott	444244144141	Caught	37	2- 75 PALMER D 28
3 107	PALMER Dave	46212421411421121144121114416	Not Out	69	
4 50	BROOKER Christian	11612111224111141	LBW	31	3-138 PALMER D 53
5 23	WILSON Gary	4216641414216	Not Out	42	
	MARTIN Anthony		dnb		
	TEMBY Paul		dnb		
	DEY Richard		dnb		
	BARRITT Henry		dnb		
	MARSHALL Ashley		dnb		
	BRUSNAHAN Dale		dnb		
	Extras			15	

SEMI-FINAL: WARRADALE VERSUS MITCHELL PARK AT MARYMOUNT OVAL (WON 1st INN.)

Won toss and batted, scoring 211 with most batsmen scoring well.

Sunday was a strange day, with their captain slowly batting their side out of the game. We bowled them out for 94.

Highlights

- Dave & Haimish with 63 run opening partnership
- Gaz again with 75
- Brooker 4-24
- Ash 2-6 off 10.3 overs
- Scotty 4-39

Season: 2015/16, SemiFinal		Date: 12MAR/13MAR	Grade: B	Division: 4	Captain: DEY Richard
WARRADALE 8-211 (60 ov)					
Ord--Min--	Batsman-----	Scoring Strokes-----	How Out-----	Runs-----	FoW & N.O.Batsman-----
1	78 FERGUSON Haimish	412341461121411	Caught	36	1- 63 PALMER D 26
2	87 PALMER Dave	42141114131121	LBW	27	2- 68 MONAGHAN S 4
3	13 MONAGHAN Scott	13	Bowled	4	3- 70 BROOKER C 2
4	13 BROOKER Christian	11	Run Out	2	4- 71 DEY R 1
5	74 DEY Richard	14441116111211	Caught	29	6-125 WILSON G 9
6	21 TEMBY Paul	1611	Bowled	9	5- 98 DEY R 16
7	100 WILSON Gary	6111112664112244141412146611	Not Out	75	
8	2 SPANTON Troy		Caught	0	7-125 WILSON G 9
9	11 BARRITT Henry	2	Caught	2	8-144 WILSON G 25
10	38 MARSHALL Ashley	11111411121	Not Out	15	
	BRUSNAHAN Dale		dnb		
	Extras			12	
MITCHELL PARK 10-94 (51.3 ov)					
Ord--Bowler-----	Runs off each over-----		Ovrs Md	Runs Wkts--	How out-----
1	BRUSNAHAN Dale	2.2.1.1.3.1.M.M.1.1.M.5.5.M.M	15	5 22 0	
2	MARSHALL Ashley	1.M.M.M.1.M.M.2.M.2W.0W	10.3	6 6 2	ct2;
3	BROOKER Christian	6.1.M.1.1.2W.M.M.W.2.1W.M	11	4 24 4	ct2;bol;lb1;
4	MONAGHAN Scott	4.1.2W.M.2.1.M.5W.M.M.5W.6.6.5W.2	15	4 39 4	ct1;bol;lb2;
Fielding (caught,stumped,runout,asstd.r/o)-----					
FERGUSON H: WK(c0,s0,byes 0), MONAGHAN S: cl, SPANTON T: cl, BARRITT H: c2, MARSHALL A: cl,					
Fielding Votes: 1st- 2nd- 3rd-					

GRAND-FINAL: WARRADALE VERSUS ICC SHARKS AT MARYMOUNT OVAL (LOST 1st INN.)

Toss was won by us, and we elected to bat. We made a piss poor 108, with Haimish scoring 40 in 86 minutes. Sunday was a weird day defending 108, with us never really being a chance because the dumb captain didn't make bowling changes. Our bowling and fielding was exceptional, but the Sharks got the runs with 5 wickets to spare.

Disappointing, but proud. Congratulations to ICC Sharks.

Highlights

- Haimish 40
- All the bowlers and fielders for never giving in

Season: 2015/16, GrandFinal		Date: 19MAR/20MAR	Grade: B	Division: 4	Captain: DEY Richard
WARRADALE 10-108 (41.5 ov)					
Ord--Min--	Batsman-----	Scoring Strokes-----	How Out-----	Runs-----	FoW & N.O.Batsman-----
1	86 FERGUSON Haimish	414241164141214	Caught	40	3- 68 BROOKER C 20
2	18 PALMER Dave		LBW	0	1- 15 FERGUSON H 15
3	11 MONAGHAN Scott	14	LBW	5	2- 22 FERGUSON H 17
4	62 BROOKER Christian	11442441	Caught	21	4- 69 DEY R 0
5	23 DEY Richard	1	LBW	1	6- 79 WILSON G 4
6	8 TEMBY Paul	4	LBW	4	5- 74 DEY R 0
7	28 WILSON Gary	4442	Caught	14	8- 96 BARRITT H 0
8	16 SPANTON Troy	34	Caught	7	7- 94 WILSON G 12
9	22 BARRITT Henry	211	Caught	4	10-108 BRUSNAHAN D 8
10	6 MARSHALL Ashley		Caught	0	9- 98 BARRITT H 2
11	11 BRUSNAHAN Dale	121121	Not Out	8	
	Extras			4	
ICC SHARKS 5-109 (49.4 ov)					
Ord--Bowler-----	Runs off each over-----		Ovrs Md	Runs Wkts--	How out-----
1	BRUSNAHAN Dale	4.1.3.5.2.M.7.2.1W.6.M.1.M.M.1	15	4 33 1	bol;
2	MARSHALL Ashley	1.1.5.M.1W.1.3.1	8	1 13 1	ct1;
3	MONAGHAN Scott	4.2.1.7.1.4	6	0 19 0	
4	BARRITT Henry	2.2.3W.6.9.2WW	5.4	0 24 3	ct1;bo2;
5	BROOKER Christian	1.5.M.1.1.M.M.1.2.M.M.M.1.3.M	15	7 15 0	
Fielding (caught,stumped,runout,asstd.r/o)-----					
FERGUSON H: WK(c0,s0,byes 0), BROOKER C: cl, DEY R: cl,					
Fielding Votes: 1st- 2nd- 3rd-					

C GRADE CAPTAIN'S REPORT

What a horrible way to finish an enjoyable season. Bowled out for 92 chasing 160 in a semi-final!! That Port feral, Kenny Hinkley, reckons you get what you deserve & on the surface he is correct. We got f@#\$ing flogged & on that performance we deserved to watch the B's & D's play in Grand Finals, it's still hard to find my happy place.

We dropped games against sides that we "should" have beaten (Mitchell Park, Sharks, Southern), won games we "could" have lost (North Haven, Plympton) & soundly beat the rest (South Rd, Ramblers, Morphy Parks). Maybe 3rd is where we ultimately rated, but, I still believe that we threw one away this year.

Thankyou to my beautiful partner, Tracy Tozer, for being the driving force (mostly on Saturday nights) behind me being able to continue to play cricket. Club Secretary & a smoking hot MILF as well. Love you, baby. XXX

To Phil Monahan, who should be writing this report as skipper, but, fell afoul of some mystery "Charlie Sheen" type disease that affects your body shape, grumpiness levels & ability to umpire... Mate, you were a sensational help this year with all the crap that captains have to deal with. Thursday night selection, team sheets, scoring etc etc... Thanks buddy. You're a legend. We all look forward to you coming back next season for a big one.

Special thanks to Tyson Craigie, Brayden Pansini & Luke Tonkin. The boys were out at nearly every game this year & ended up sub-fielding on more than one occasion. With kids like these coming through the ranks, the future of the club is in good hands.

Congratulations to Greg Marks who kept superbly this year & richly deserves to have won the Association Division 6 Keeping Trophy.

Congratulations to Jay Conroy (polled votes in 4 out of 7 games) who tied to win the Association Division 6 Fielding Trophy. You make fielding fun to watch.

Joel Wilkin picks up his 2000th Warradale bowling trophy with 19 wickets at 16, Ang (18 wkts @ 17), Greeny (17 wkts @ 18) & Noel (13 wkts @ 21) kept him honest all year. We backed our bowling in all year & all the boys did sensational jobs when asked. Joel was my "go to" guy all year when we needed to get a break through or tie things down. His best haul came in Round 4 Vs Morphy Parks when he took 6/32 & he bowled superbly in the Semi-Final. Joel also took more wickets (19) than he made runs (11 @ 2)!!!

Angelo Pansini picks up the batting trophy with 309 runs @ 39. Power hitting is Ang's way & his innings against Sheidow Park, Coro Ramblers (64 in 40 mins) & Plympton (91 in 93 mins) showed his destructive power at its very best. Grant (223 runs @ 28) & Win (223 @ 25) were the only other batsmen to exceed 200 this year. Ang also picked up the John Smith Medal as the player's player this year. Congratulations buddy.

This year's Captain's Trophy goes to Anthony Green... 17 wickets @ 18 (4 lots of 3 wkt hauls), 68 runs @ 23 & the BESTEST hair in the club. Congratulations & well played.

Commiserations to Brett, Richie, Anton & your boys. It truly sucks that one game stuffs an entire year. Getting there is half the battle. Congratulations to you all on this season.

Congratulations to Greeny & the committee for your efforts in this and the past years. It's often a thankless task, but, the club is now in a strong position to move forward into the future. Well done to you all.




Thankyou to everyone that contributed to the success that the C-Grade had this year. Guys like Gaz Wilson, Ronnie Scott, Troy Spanton, Jay Conroy & Rippy (great semi-final bowling) all played well when they made an appearance. The support offered by the senior guys in Win, Tonks, Joel & Dom made my life as skipper pretty easy, thanks boys.

As we all get a little closer to or further away from 50, we really should be winning a flag in the next year or two. The group we have really deserves one & we should not let another opportunity pass.

A hearty YOU DOGS to you all!! XOXO

Grant Craigie
C Grade Captain

Grant took over the captaincy from Phil Monahan who was ill for a substantial part of the season →



ROUND 1: WARRADALE VERSUS SHEIDOW PARK AT AWAY GROUND (WON OUTRIGHT)

Won the toss & bowled on a wet deck. Greeny (3/14), Tonks (3/14) & Noel (3/5 & 2 catches) were outstanding with the ball (even our skipper, Funi Monahan bowled a maiden!!) as we bowled Sheidow Park out for 58 in only 36.2 overs. Win (34 NO) & Grant (20 NO) made short work of the total & we declared at 2/67 off 14 overs, for a win on the first day. Sheidow Park went to stumps on Day 1 at 1/6.

On Day 2 after picking up an early wicket, Sheidow made us work super hard for the possibility of an outright. At one stage, we were thinking that with about 15 overs left it was time for a beer. Ben Arman (3/12) & Ang Pansini (5/18 off 15 overs) scythed through the Sheidow line up (Funi bowled another 3 overs 0/1??) to leave us 84 in 11 overs to claim an outright win. Ang (54 NO & dropped about twenty times!!) & Grant (19) took to the Sheidow attack, knocking off the runs in the 10th over to seal a fantastic start to the season.

Season: 2015/16, Round 1		Date: 10OCT/17OCT	Grade: C	Division: 6	Captain: MONAHAN Phil
SHEIDOW PARK 10-58 (36.2 ov)					
Ord-Bowler-----	Runs off each over-----	Ovrs	Md	Runs	Wkts---How out-----
1 PANSINI Angelo	M.2.4W.M.1.M.7	7	3	14	1 bol;
2 GREEN Anthony	1.1W.6.5.MW.1	6	1	14	3 ct3;
3 WILKIN Anthony	1.1.1.1.M.M.1.4.M.M.1	11	4	10	0
4 BROWNE Noel	M.MW.1W.M.2.M.1W.1	8	4	5	3 cb1;bo2;
5 TONKIN Andrew	M.5WW.3.6W	3.2	1	14	3 ct1;bo2;
6 MONAHAN Phil	M	1	1	0	0
Fielding (caught,stumped,runout,asstd.r/o)-----					
MARKS G: WK(c0,s0,byes 1), CONROY J: c2, SPANTON T: c1, BROWNE N: c2,					
Fielding Votes: 1st- CONROY Jason 2nd- SPANTON Troy 3rd-					

WARRADALE 2d-67 (14 ov)										
Ord	Min	Batsman	Scoring Strokes			How Out	Runs	FoW &	N.O.	Batsman
1	17	MONAHAN Phil	11			Bowled	2	1- 25		CONLEY A 21
2	53	CONLEY Andrew	4414611421141			Not Out	34			
3	22	CONROY Jason	1111			Caught	4	2- 45		CONLEY A 34
4	13	CRAIGIE Grant	161661			Not Out	21			
		PANSINI Angelo				dnb				
		TONKIN Andrew				dnb				
		SPANTON Troy				dnb				
		MARKS Greg				dnb				
		GREEN Anthony				dnb				
		BROWNE Noel				dnb				
		WILKIN Anthony				dnb				
		GIBBIE Dom				dnb				
		ARMAN Ben				dnb				
12		MILDREN Bryan				sub-fielder				
		Extras					6			

SHEIDOW PARK 10-93 (56.2 ov)							
Ord	Bowler	Runs off each over	Ovrs	Md	Runs	Wkts	How out
1	TONKIN Andrew	3.1W.5	3	0	9	1	ct1;
2	WILKIN Anthony	2.M	2	1	2	0	
3	PANSINI Angelo	1W.3.3.M.4.M.MW.M.1.1.M.1.1W.MW.3	15	6	18	5	ct2;bo3;
4	GREEN Anthony	2.1.1.M.1.1.2.1.M.1	10	2	10	0	
5	BROWNE Noel	3W.1.4.1.6.5.9.1.8.2.1.M	12	1	41	1	ct1;
6	ARMAN Ben	5.3.1.2.M.1.M.MW.M.Ow	9.2	4	12	3	ct2;1b1;
7	MONAHAN Phil	1.M.M	3	2	1	0	
8	CONROY Jason	M.M	2	2	0	0	
Fielding (caught, stumped, runout, asstd.r/o)							
MARKS G: WK(c1,s0,byes 0), CONROY J: c1, PANSINI A: c1, GREEN A: c1, BROWNE N: c1, MILDREN B: c1,							

WARRADALE 2-88 (9.1 ov)									
Ord	Min	Batsman	Scoring Strokes	How Out	Runs	FoW	&	N.O.	Batsman
1	12	CONLEY Andrew	146	Caught	11	1- 20			PANSINI A 9
2	39	PANSINI Angelo	1161112416611161411116	Not Out	54				
3	15	CRAIGIE Grant	1116112141	Caught	19	2- 63			PANSINI A 32
4	10	MONAHAN Phil	111	Not Out	3				
		Extras			1				

ROUND 2: WARRADALE VERSUS SOUTHERN AT AWAY GROUND (LOST 1ST INNINGS)

Lost the toss & fielded.

One of their blokes knocked up 145 (we dropped him 5 times & he was eventually out, Caught Monahan / Bowled Conroy??!!) as Southern set us a sizable 254. Phil bowled again (WTF??), Greeny, Joel & Chad (3/49) all got through their 15 overs & Jay Conroy 3/53 off 10 toiled manfully.

Winner (47) got amongst the runs again. Troy Spanton (30), Greeny (29 NO) & CB (29, nice double) kept us in the game, but, in the end 254 was beyond us as we finished all out for 205 off 54.3 overs.

Season: 2015/16, Round 2		Date: 24OCT/31OCT		Grade: C		Division: 6		Captain: MONAHAN Phil		
SOUTHERN 9-254 (60 ov)										
Ord-Bowler	Runs off each over					Ovrs	Md	Runs	Wkts	How out
1 GREEN Anthony	6.5.5.6.3.M.9.3.5.4.1.5.4.4.4W					15	1	64	1	ct1;
2 WILKIN Anthony	3.MW.2.4.2.8.6.M.3.M.1.MW.5.1.4					15	4	39	2	bo2;
3 TONKIN Braedon	14.18					2	0	32	0	
4 TRUSCOTT Chad	M.5.4.1W.MW.3.4.2.4.1W.M.4.3.9.9					15	3	49	3	ct1;bo2;
5 CONROY Jason	6W.4.5.1.6.3.10.4W.8W.6					10	0	53	3	ct2;1b1;
6 MONAHAN Phil	9.3.2					3	0	14	0	
Fielding (caught, stumped, runout, asstd.r/o)										
TONKIN A: WK(c0,s0,byes 2), MONAHAN P: c1, CONROY J: c1, GREEN A: c1, TONKIN B: c1,										
Fielding Votes: 1st- CONROY Jason 2nd- TONKIN Braedon 3rd-										

WARRADALE 10-205 (54.3 ov)												
Ord	Min	Batsman	Scoring	Strokes	How	Out	Runs	FoW	&	N.O.	Batsman	
1	130	CONLEY Andrew	1414114111111224114111112112		Bowled		47	4-109		SPANTON T		22
2	34	MONAHAN Phil	4241		Caught		11	1- 36		CONLEY A		20
3	20	GIBBIE Dom			Bowled		0	2- 40		CONLEY A		22
4	21	BROOKER Christian	141441		Caught		15	3- 70		CONLEY A		32
5	75	SPANTON Troy	2412144221421		Caught		30	6-134		CONROY J		3
6	17	TONKIN Andrew	124112		Bowled		11	5-130		SPANTON T		29
7	29	CONROY Jason	1114412222111141		Caught		29	7-173		GREEN A		9
8	51	GREEN Anthony	21141141124331		Not Out		29					
9	10	TONKIN Braedon	2		Caught		2	8-182		GREEN A		16
10	12	TRUSCOTT Chad	112141		Bowled		10	9-205		GREEN A		29
11	2	WILKIN Anthony			Bowled		0	10-205		GREEN A		29
		BATES Simon			dnb							
		Extras					21					

ROUND 3: WARRADALE VERSUS SOUTH ROAD AT BRIGHTON HIGH (WON 1ST INNINGS)

Won the toss & bowled.

OMFG... When these guys & girls turned up you could hear the banjos playing the theme to Deliverance!! At least we were playing at Brighton High, so, they only had a short walk across the road to get home.

In 60 overs, South Road finished at 7/132 & almost bored us all to death!! Honours with the ball were shared around, Greeny (1/22 off 11), Joel (2/15 off 9), Noel (2/27 off 14) & Chadstick (2/18 off 15). CB (0/4 off 1) was dangerously under bowled and the skipper picked up a fielding vote for two stunning catches.

Winner (25) & Ang (23) got us off to a good start after being 1/2. Gaz Wilson (61 NO on C-Grade debut) & Grant (20 NO) put on an entertaining, unbroken 52 & we finished at 3/142 off 30 overs. After the boredom of Day 1, we pulled up stumps and had an early & well deserved beer or six.

Season: 2015/16, Round 3	Date: 07NOV/14NOV	Grade: C	Division: 6	Captain: CRAIGIE Grant
SOUTH ROAD 7-132 (60 ov)				
Ord-Bowler	Runs off each over	Ovrs	Md	Runs Wkts---How out---
1 PANSINI Angelo	6.1.4.4.3.1.5.3.5.3	10	0	35 0
2 GREEN Anthony	1.1.M.M.2W.4.1.3.2.5.3	11	2	22 1 ct1;
3 WILKIN Anthony	M.1.M.2.M.4.M.4.4WW	9	4	15 2 cbl;ct1;
4 BROWNE Noel	2.MW.2.1W.3.M.6.2.1.2.1.M.2.5	14	3	27 2 ct2;
5 TRUSCOTT Chad	1.1.M.3W.M.1.1.1.M.1.M.2.5.1.1W	15	4	18 2 ct1;bol;
6 CONROY Jason	4	1	0	4 0
Fielding (caught, stumped, runout, asstd.r/o)				
MARKS G: WK(c1,s0,byes 9), CONLEY A: c1, CRAIGIE G: c2, CONROY J: c1, WILKIN A: c1,				
Fielding Votes: 1st- CONROY Jason 2nd- CRAIGIE Grant 3rd-				

WARRADALE 3-142 (30 ov)				
Ord-Min	Batsman	Scoring Strokes	How Out	Runs FoW & N.O.Batsman
1 96	CONLEY Andrew	1111444441	Caught	25 3- 90 WILSON G 35
2 6	MARKS Greg	1	Caught	1 1- 2 CONLEY A 1
3 25	PANSINI Angelo	444641	Bowled	23 2- 29 CONLEY A 4
4 97	WILSON Gary	16422444444111214624	Not Out	61
5 33	CRAIGIE Grant	4422422	Not Out	20
	TONKIN Andrew		dnb	
	CONROY Jason		dnb	
	GREEN Anthony		dnb	
	BROWNE Noel		dnb	
	TRUSCOTT Chad		dnb	
	WILKIN Anthony		dnb	
	Extras			12

ROUND 4: WARRADALE VERSUS MORPHETTVILLE PARK AT AWAY GROUND (WON 1ST INNINGS)

Won the toss & bowled.

Phil was back at the helm and led an excellent bowling & fielding performance as we knocked over Morphies for 137 in 47.5 overs. All bowled well, but, Joel wound back the clock a year or two to pick up 6/32 off 13 consecutive overs. Phil and Dom saw us through to stumps unscathed as we finished Day 1 at 0/20.

Question.... Is there anything funnier than Phil Monahan getting hit in the box? Answer... No!!

The sound of leather on plastic was heard all around Seacombe & Phil was felled. He did pick himself up to show us some of the worst examples of running between the wickets, before Grant did the team thing & put Phil out of his misery with a "quick" single that went wrong. Phil topped scored with 28. A couple of cameo innings from Tonks (26), Mad-Dog (21 NO), Braydos (16) & Noel (14) saw us "win ugly" and finish at 8/158.

Season: 2015/16, Round 4	Date: 21NOV/28NOV	Grade: C	Division: 6	Captain: MONAHAN Phil
MORPHETTVILLE PARK 10-137 (47.5 ov)				
Ord-Bowler	Runs off each over	Ovrs	Md	Runs Wkts---How out---
1 PANSINI Angelo	M.5.5.3W.M	5	2	13 1 bol;
2 GREEN Anthony	2.M.3.9.8.1.1.1W	7.5	1	25 1 ct1;
3 TONKIN Braedon	5.M.3.1.4.6	6	1	19 0
4 WILKIN Anthony	4.2WW.3.5.2.2.2.MWW.2.7.M.MWW.3	13	3	32 6 ct2;bo4;
5 TRUSCOTT Chad	3.8W.M.M.5.3.1	7	2	20 1 ct1;
6 BROWNE Noel	2.3.1.5.2.2W.10.1.M	9	1	26 1 ct1;
Fielding (caught, stumped, runout, asstd.r/o)				
MARKS G: WK(c0,s0,byes 2), CRAIGIE G: c1, BROWNE N: c2, TRUSCOTT C: c1, WILKIN A: c1,				
Fielding Votes: 1st- TRUSCOTT Chad 2nd- BROWNE Noel 3rd-				

WARRADALE 8-158 (42.5 ov)				
Ord-Min	Batsman	Scoring Strokes	How Out	Runs FoW & N.O.Batsman
1 84	MONAHAN Phil	4141111144411	Run Out	28 3- 53 CRAIGIE G 0
2 65	GIBBIE Dom	4214111	Caught	14 1- 33 MONAHAN P 14
3 10	PANSINI Angelo	14	Caught	5 2- 53 MONAHAN P 28
4 59	CRAIGIE Grant	414114	Caught	15 6-107 MARKS G 4
5 5	GIBBIE Chris	1	Bowled	1 4- 55 CRAIGIE G 0
6 38	TONKIN Andrew	11114441414	Caught	26 5- 99 CRAIGIE G 11
7 44	MARKS Greg	2244111141	Not Out	21
8 21	TONKIN Braedon	112246	Bowled	16 7-136 MARKS G 14
9 15	BROWNE Noel	44411	Caught	14 8-158 MARKS G 21
	TRUSCOTT Chad		dnb	
	WILKIN Anthony		dnb	
	GREEN Anthony		dnb	
	Extras			18

ROUND 5: WARRADALE VERSUS NORTH HAVEN AT BRIGHTON HIGH (WON 1ST INNINGS)

Won the toss & bowled in the season's first one-dayer.

Terry Martin made 155 NO and North Haven set us an imposing total of 2/285 off their 40 overs. Everyone who bowled at him did their best, but, Martin was in the zone & carted us to all points of the park.

The only way to go about this was to have a crack and see what we could muster. Well, have a crack we most certainly did. Winner (58) & Tonks (49) put on 77 in 7 overs. Winner & Gaz (72) put on 79 in the next 13 overs. Gaz & Ang (22) put on 43 in the next 5 overs.

We lost three quick ones and I started to think this one may be getting away from us. Then up stepped Jay Conroy (17 NO) & Mad-Dog (46 NO) to put on a sensational, unbroken 48 in four overs, to get us across the line to finish at 6/287 in only 36 overs.

The combined match stats were... 572 runs off 76 overs. 30 x 6's, 58 x 4's, 1 x 3's, 18 x 2's & 87 x 1's
Simply a cracking game of cricket.

Season: 2015/16, Round 5		Date: 05DEC	Grade: C	Division: 6	Captain: CRAIGIE Grant
NORTH HAVEN 2-285 (40 ov)					
Ord-Bowler-----	Runs off each over-----	Ovrs	Md	Runs	Wkts---How out-----
1 PANSINI Angelo	2.6.6.4.7.11.19	7	0	55	0
2 WILKIN Anthony	1.1.M.MW.8.9.8.10	8	2	37	1 ct1;
3 TONKIN Braedon	8.12.14.10.1.M.14.6	8	1	65	0
4 TONKIN Andrew	10.M.10.11	4	1	31	0
5 BROWNE Noel	M.7.5.M.6.10.6.13W	8	2	47	1 ct1;
6 CONROY Jason	8.8.7.11.13	5	0	47	0
Fielding (caught,stumped,runout,asstd.r/o)-----					
MARKS G: WK (c1,s0,byes 1), WILKIN A: c1,					
Fielding Votes: 1st- TONKIN Braedon		2nd- WILKIN Anthony		3rd-	
WARRADALE 6-287 (36 ov)					
Ord-Min--Batsman-----	Scoring Strokes-----	How Out---	Runs---	FoW &	N.O.Batsman-----
1 80 CONLEY Andrew	144114441111211111411114141411	Caught	58	2-156	WILSON G 45
2 30 TONKIN Andrew	44424661442161	Caught	49	1- 77	CONLEY A 25
3 68 WILSON Gary	1661624611614161111664	Bowled	72	3-199	PANSINI A 16
4 25 PANSINI Angelo	46112116	Bowled	22	4-209	CRAIGIE G 4
5 29 CRAIGIE Grant	1211611	Caught	13	5-232	MARKS G 13
6 40 MARKS Greg	114114121424441641	Not Out	46		
7 3 TONKIN Braedon	4	Bowled	4	6-239	MARKS G 16
8 13 CONROY Jason	1134242	Not Out	17		
GIBBIE Dom		dnb			
BROWNE Noel		dnb			
WILKIN Anthony		dnb			
Extras			6		

ROUND 6: WARRADALE VERSUS PORT NOARLUNGA AT BRIGHTON HIGH (DRAW)

Won the toss & batted on a 38 degree afternoon.

Grant's 250th game.

Ang (29), Tonks (24), CB (20) & Greeny (17) were the best with bat in a disappointing total of 154.

Day 2 was heated out.

Season: 2015/16, Round 6		Date: 12DEC/19DEC	Grade: C	Division: 6	Captain: CRAIGIE Grant		
WARRADALE 10-154 (57.5 ov)							
Ord	Min	Batsman	Scoring Strokes	How Out	Runs	FoW & N.O.	Batsman
1	39	CONLEY Andrew	1216	Bowled	10	2- 17	GIBBIE D
2	3	MONAHAN Phil		Caught	0	1- 0	CONLEY A
3	56	GIBBIE Dom	1111111212	Caught	12	3- 34	PANSINI A
4	39	PANSINI Angelo	444611414	Bowled	29	4- 55	CRAIGIE G
5	37	CRAIGIE Grant	11141	Caught	8	5- 63	TONKIN A
6	48	TONKIN Andrew	11441112144	Cght & B.	24	7- 91	CONROY J
7	1	MARKS Greg		LBW	0	6- 63	TONKIN A
8	90	CONROY Jason	14111112611	Caught	20	9-136	SCOTT R
9	37	GREEN Anthony	212241122	Caught	17	8-119	CONROY J
10	37	SCOTT Ron	122111	Not Out	8		
11	13	WILKIN Anthony	4114	Caught	10	10-154	SCOTT R
		BROWNE Noel		dnb			
		Extras			16		

ROUND 7: WARRADALE VERSUS MITCHELL PARK AT AWAY GROUND (LOST 1st INNINGS)

Won the toss & batted in a crucial game in terms of making finals. Noel's 150th game & Greeny's 100th game.

Do ya reckon that we made a mess of this one!??? On a small ground we managed to grind out 202 when 250 plus was the preferred option. Win (27) continued his good year at the top of the order. Troy (43 in 142 mins) and Grant (47) put on 74. Mad-Dog (33) & Ronnie Scott (18) got the tail to wag, but, at 202 we were well short of the mark.

Despite being in the middle of school holidays, somehow the oval was mown to within an inch of its life for Day 2 and our 200 started to look more like 130!!

Ang (1/42 off 13), Joel (2/26 off 15), Noel (2/65 off 15) & Greeny (3/45 off 11 & the first signs of age with his calf injury) all bowled well, but, we just didn't have enough on the board, as Mitchell Park got the runs nine down in the last over. A sack full of dropped catches, including the guy who made 60 NO before he had scored didn't help the cause. Ronnie hurt his back and Tyson Craigie, Brayden Pansini & Luke Tonkin all filled in and fielded well. Grant picked up another lot of fielding votes (helps when you're the skipper!!) & Greg Marks continued his fine season with the gloves picking up another 5 votes.

One that got away!!

Season: 2015/16, Round 7			Date: 09JAN/16JAN		Grade: C		Division: 6		Captain: CRAIGIE Grant		
WARRADALE 10-202 (55.4 ov)											
Ord	Min	Batsman	Scoring Strokes			How Out	Runs	FoW	&	N.O.	Batsman
1	58	CONLEY Andrew	11121424416			Caught	27	2-	38		SPANTON T
2	13	GIBBIE Dom	1			Run Out	1	1-	2		CONLEY A
3	142	SPANTON Troy	21111212111111114111111141111			Caught	43	4-124			CRAIGIE G
4	27	PANSINI Angelo	22			Caught	4	3-	50		SPANTON T
5	89	CRAIGIE Grant	6111111141111121114112141141			Caught	47	6-148			MARKS G
6	1	CONROY Jason				LBW	0	5-	124		CRAIGIE G
7	76	MARKS Greg	441241111414122			Caught	33	9-	202		SCOTT R
8	23	GREEN Anthony	1111			Caught	4	7-	166		MARKS G
9	3	BROWNE Noel				Caught	0	8-	166		MARKS G
10	33	SCOTT Ron	142113141			Not Out	18				
11	2	WILKIN Anthony				Caught	0	10-	202		SCOTT R
		Extras					25				
MITCHELL PARK 9-207 (62 ov)											
Ord	Bowler		Runs off each over				Ovrs	Md	Runs	Wkts	How out
1	PANSINI Angelo		2.7.2.3.7.2.1.3.3W.2.4.1.5				13	0	42	1	lb1;
2	BROWNE Noel		1.4.4.6.10.1.7.4.M.7W.3.3W.7.3.5				15	1	65	2	ctl;st1;
3	SCOTT Ron		1.2.3.5				4	0	11	0	
4	WILKIN Anthony		M.M.MW.M.M.M.1.1.2.6.3.1.6.2.4W				15	6	26	2	ctl;bo1;
5	GREEN Anthony		6.4.3W.4.MW.M.5.4W.6.7.6				11	2	45	3	ctl;bo2;
6	CONROY Jason		2.5.2.4				4	0	13	0	
Fielding (caught,stumped,runout,asstd.r/o)											
MARKS G: WK(c0,s1,byes 4), ar1, SPANTON T: cl, PANSINI A: cl, GREEN A: ar1, SCOTT R: cl,											
Fielding Votes: 1st- CRAIGIE Grant 2nd- CONROY Jason 3rd-											

ROUND 8: WARRADALE VERSUS ICC SHARKS AT BRIGHTON HIGH (LOST 1st INNINGS)

Won the toss & bowled.

For the first time all year, we couldn't get an early break through as Sharks put on 133 for the opening stand. Some Section 1 dufus tried to slog us around & then after being comprehensively bowled by Ronnie, thought that trying to sledge us on his way off was a good idea. He was soooooo wrong!! Never ever try to sledge tired 50 year olds, we get nasty. Sharks finished at 7/246 and we had our work cut out for us on Day 2.

All out for 54. Grant (11) & Tonks (24 NO) were the only two batsmen to make double figures. Enough said.

That dream of finals is starting to fade a bit.

Season: 2015/16, Round 8										Date: 23JAN/30JAN		Grade: C		Division: 6		Captain: CRAIGIE Grant	
ICC SHARKS 7-246 (60 ov)																	
Ord-Bowler-----		Runs off each over-----				Ovrs		Md	Runs	Wkts----	How out-----						
1	WILKIN Anthony	4.3.3.1.M.5.M.3.4W.1W.4				11	2	28	2		bo2;						
2	SCOTT Ron	2.2.5.M.2.7.MW.3.5.4.11				11	2	41	1		bol;						
3	TONKIN Braedon	4.5.9.1.8.1.3				7	0	31	0								
4	GREEN Anthony	M.3.M.7.3.M.4.3.2.6.4.5.4.6W.5				15	3	52	1		bol;						
5	PANSINI Angelo	2.10.4.4.1.1.7.5.1.8.5W.10				12	0	58	1		ctl;						
6	CONLEY Andrew	5.1.14.6				4	0	26	0								
Fielding (caught,stumped,runout,asstd.r/o)-----																	
MARKS G: WK(cl,s0,byes 6), PANSINI A: r1, WILKIN A: r1,																	
Fielding Votes:		1st- CONROY Jason				2nd- PANSINI Angelo				3rd-							
WARRADALE 10-54 (38 ov)																	
Ord-Min--		Batsman-----		Scoring Strokes-----		How Out----		Runs----	FoW	&	N.O.	Batsman-----					
1	22	CONLEY Andrew	11			Bowled	2		1-	9		GIBBIE D	5				
2	59	GIBBIE Dom	14			Caught	5		4-	23		PANSINI A	0				
3	30	CRAIGIE Grant	141221			LBW	11		2-	21		GIBBIE D	5				
4	1	GIBBIE Chris	2			Bowled	2		3-	23		GIBBIE D	5				
5	19	PANSINI Angelo	111			Bowled	3		5-	31		TONKIN A	5				
6	80	TONKIN Andrew	411612114111			Not Out	24										
7	1	MARKS Greg				Bowled	0		6-	31		TONKIN A	5				
8	13	TONKIN Braedon	1			Bowled	1		7-	33		TONKIN A	6				
9	30	SCOTT Ron				Bowled	0		8-	40		TONKIN A	13				
10	10	CONROY Jason				Bowled	0		9-	46		TONKIN A	17				
11	7	WILKIN Anthony	1			Caught	1		10-	54		TONKIN A	24				
		GREEN Anthony				dnb											
		Extras					5										

ROUND 9: WARRADALE VERSUS COROMANDEL RAMBLERS AT AWAY GROUND (WON 1st INN.)

Won the toss & bowled.

After the last two games, this one was a must win (outright preferred).

Day 1 saw us knock Ramblers over for 69 in 29.2 overs. Greeny (3/17 off 11) & J'Lo (5/29 off 8.2) got the figures and were well supported by Joel & Ronnie (outstanding direct run out, a super catch at second slip & first fielding vote). Mad-Dog picked up another 5 votes as keeper.

We batted for 7.5 overs to declare at 3/75 with Ang making 64 in 40 mins. Our first dig also included the WORST umpiring decision in the history of the game!! Phil, looking to square up the Morphy Parks run-out, fired Grant LBW which led to not only the pacifier being expelled, but, ALL the toys got thrown from the cot & then the cot got thrown. A bit of friendly banter ensued as Grant suggested to some Coro dude on the side lines that he was old and gonna die & that he possibly should 'naff off back to his housing trust unit in Hackham. I think Troy feared for his life at one stage. We sent them back in & Ramblers finished Day 1 at 2/72.

Day 2 saw Ramblers put up a much improved effort on their first dig. We dropped a few catches & just couldn't get the break throughs that we needed. Greeny's calf finally gave out & Tyson, Brayden and Luke sub fielded and performed admirably. Braydos (1/42 off 15) & Christian Brooker (3/46 off 14 with 26 wides) bowled well, but, we ran out of overs & interest as Ramblers finished at 6/207.

Season: 2015/16, Round 9		Date: 06FEB/13FEB	Grade: C	Division: 6	Captain: MONAHAN Phil
COROMANDEL RAMBLERS 10-69 (29.2 ov)					
Ord-Bowler-----	Runs off each over-----	Ovrs	Md	Runs	Wkts---How out-----
1 WILKIN Anthony	3.M.4.M.4.2	6	2	13	0
2 SCOTT Ron	3.MW.M.5	4	2	8	1 ct1;
3 GREEN Anthony	MW.1.1.3.1.M.M.2W.4.4.1W	11	3	17	3 bo3;
4 PANSINI Angelo	M.5.11.2W.1.4W.1.5WW.0W	8.2	1	29	5 cb1;ct1;bol;lb2;
Fielding (caught,stumped,runout,asstd.r/o)-----					
MARKS G: WK(c2,s0,byes 1), PANSINI A: c1, SCOTT R: r1,					
Fielding Votes: 1st- SCOTT Ron 2nd- SPANTON Troy 3rd-					
WARRADALE 3d-75 (7.5 ov)					
Ord-Min--Batsman-----	Scoring Strokes-----	How Out-----	Runs-----	FoW &	N.O.Batsman-----
1 40 PANSINI Angelo	646416662164462	Caught	64	3- 75	SPANTON T 0
2 13 TONKIN Andrew	2411	Bowled	8	1- 36	PANSINI A 27
3 14 CRAIGIE Grant		LBW	0	2- 65	PANSINI A 56
4 11 SPANTON Troy		Not Out	0		
MARKS Greg		dnb			
MONAHAN Phil		dnb			
GIBBIE Dom		dnb			
TONKIN Braedon		dnb			
GREEN Anthony		dnb			
SCOTT Ron		dnb			
WILKIN Anthony		dnb			
BROOKER Christian		dnb			
Extras			3		
COROMANDEL RAMBLERS 6-207 (65 ov)					
Ord-Bowler-----	Runs off each over-----	Ovrs	Md	Runs	Wkts---How out-----
1 WILKIN Anthony	2.11.M.2.M.1.7.9.1.8W.4.1.1	13	2	47	1 ct1;
2 SCOTT Ron	5.4.M.1.1.1.3.M	7.3	2	15	0
3 TONKIN Braedon	5.6.5.1.3.4.3W.9.M.1.M.M.1.4.M	15	4	42	1 ct1;
4 GREEN Anthony	1.5.1	2.3	0	7	0
5 PANSINI Angelo	1.5W.4.1.3.3.6.1.5.M	10	1	29	1 bo1;
6 GIBBIE Dom	7.2.3	3	0	12	0
7 BROOKER Christian	1.3.7.3W.1W.M.5.3.1.4.1.11W.1.5	14	1	46	3 bo3;
Fielding (caught,stumped,runout,asstd.r/o)-----					
MARKS G: WK(c1,s0,byes 5), PANSINI A: c1,					

ROUND 10: BYE

ROUND 11: WARRADALE VERSUS PLYMPTON FOOTBALLERS AT BRIGHTON HIGH (WON 1st INN.)

Won the toss & bowled.

If we didn't win this one against the top side, we weren't playing finals.

Plympton's 1000 run man got 60 and we knocked them over for 157 in their 40 overs. Rippy (3/21 off 8), Greeny (3/33 off 8) & Smacky (1/27 off 8) were the best with the ball.

A couple of early wickets didn't help our cause, but, up stepped Ang (91 NO in 93 mins) & Grant (60 NO in 71 mins) to put on the C-Grade's best partnership for the season (117) as we finished the day at 2/166 in only 24 overs and on our way to play finals!!

Season: 2015/16, Round 11		Date: 05MAR	Grade: C	Division: 6	Captain: CRAIGIE Grant
PLYMPTON FOOTBALLERS 9-157 (40 ov)					
Ord-Bowler-----	Runs off each over-----	Ovrs	Md	Runs	Wkts---How out-----
1 GULATI Sandeep	M.1.2W.2.5.2W.3W.6	8	1	21	3 bo2;lb1;
2 SCHMIAUKE Marc	4.6.1.3.4.6.2.1W	8	0	27	1 ct1;
3 RUSSELL Nic	2.2.5.5.10	5	0	24	0
4 WILKIN Anthony	MW.4.1.5.2.5.4	7	1	21	1 bol;
5 GREEN Anthony	6W.MW.1.8.2.4.1W.11	8	1	33	3 cb1;ct2;
6 GIBBIE Chris	13.7.1.3	4	0	24	0
Fielding (caught, stumped, runout, asstd. r/o)-----					
MARKS G: WK(c0,s0,byes 4), PANSINI A: c1,r1, RUSSELL N: c1, GREEN A: c1, WILKIN A: c1,					
Fielding Votes: 1st- GIBBIE Chris 2nd- GULATI Sandeep 3rd-					
WARRADALE 2-166 (24.1 ov)					
Ord-Min--Batsman-----	Scoring Strokes-----	How Out	Runs	FoW &	N.O.Batsman-----
1 29 CONLEY Andrew	211	Caught	4	2- 49	PANSINI A 39
2 6 SCHMIAUKE Marc	4	Caught	4	1- 4	CONLEY A 0
3 93 PANSINI Angelo	462626661126111111141121111164616	Not Out	91		
4 71 CRAIGIE Grant	442111441111111146444416	Not Out	60		
RUSSELL Nic		dnb			
GIBBIE Chris		dnb			
MARKS Greg		dnb			
GREEN Anthony		dnb			
TONKIN Andrew		dnb			
WILKIN Anthony		dnb			
GULATI Sandeep		dnb			
Extras			7		

SEMI FINAL: WARRADALE VERSUS PLYMPTON FOOTBALLERS AT AWAY GROUND (LOST 1st INN.)

Lost the toss & fielded.

All started well as Greeny (1/13 off 6) & Rippy (1/5 off 6) had Plympton stumbling at 2/7 after 7 overs. Mr. 1000 made 65, before being skittled by Joel (2/33 off 15 straight), Noel (3/70 off 15) picked up their next best batsman & at 5/121 Plympton were struggling. Nav (0/20 off 10) and Ang (3/18 off 7.5) bowled superbly towards the end of Day 1 and we were chasing 162, almost a carbon copy of the week before. We still managed to grass half a dozen catches, which may have cost us 20 runs (how about the one handed catch by the skipper!??), but, 160 should have never been out of reach. In short, we got everything we were after.

Day 2 started exactly as we wanted. Ang (14) took 15 off the first over & we were away. To their credit, Plympton bowled better than they had the previous week, but, they weren't anywhere near as good as we made them out to be!! Nav (8 in 81 mins) completed a good double, Greeny (18) & Noel (12) were the only other batsman to reach double figures.

All out for 92 and as Joel said... "We got f@#\$ing flogged".

Season: 2015/16, SemiFinal		Date: 12MAR/13MAR	Grade: C	Division: 6	Captain: CRAIGIE Grant
PLYMPTON FOOTBALLERS 10-162 (59.5 ov)					
Ord-Bowler-----	Runs off each over-----	Ovrs	Md	Runs	Wkts---How out-----
1 GULATI Sandeep	M.2.M.MW.2.1	6	3	5	1 ct1;
2 GREEN Anthony	MW.2.3.2.2.4	6	1	13	1 lb1;
3 WILKIN Anthony	2.3.5.M.M.3.2.4.2.3.M.7.1WW.M.1	15	4	33	2 ct1;bol;
4 BROWNE Noel	1.4.8.8.9.11.7.2W.3.1W.2.1.3.5.5W	15	0	70	3 ct1;bol;st1;
5 MARTIN Anthony	1.2.4.2.1.3.M.2.4.1	10	1	20	0
6 PANSINI Angelo	3.M.1.MW.3.2.6.3WW	7.5	2	18	3 ct1;bo2;
Fielding (caught, stumped, runout, asstd. r/o)-----					
MARKS G: WK(c1,s1,byes 2), CRAIGIE G: c1, BROWNE N: c1, GULATI S: c1,					
Fielding Votes: 1st- 2nd- 3rd-					
WARRADALE 10-92 (40.1 ov)					
Ord-Min--Batsman-----	Scoring Strokes-----	How Out	Runs	FoW &	N.O.Batsman-----
1 36 CONLEY Andrew	221	Caught	5	2- 29	MARTIN A 7
2 11 PANSINI Angelo	266	Bowled	14	1- 16	CONLEY A 0
3 81 MARTIN Anthony	12221	Caught	8	4- 45	RUSSELL N 1
4 49 CRAIGIE Grant	111411	LBW	9	3- 44	MARTIN A 8
5 19 RUSSELL Nic	11	Caught	2	6- 49	MARKS G 2
6 3 TONKIN Andrew		Caught	0	5- 46	RUSSELL N 1
7 12 MARKS Greg	24	Caught	6	7- 54	GREEN A 0
8 73 GREEN Anthony	11412411111	Caught	18	10- 92	GULATI S 1
9 45 BROWNE Noel	44112	Caught	12	8- 79	GREEN A 9
10 15 WILKIN Anthony		Caught	0	9- 89	GREEN A 16
11 6 GULATI Sandeep	1	Not Out	1		
Extras			17		

D GRADE CAPTAIN'S REPORT

A fantastic year for the D grade side this year with only one loss during the minor rounds and 4 outright wins. We didn't quite get across the line in the Grand Final (despite absolutely dominating Woodcroft in the Semi) but I was incredibly proud of the boys for the way they fought it out to the end. Special mention to Jack for a very classy 88 in the GF!!

Being my first year as captain of a Warradale side I was as surprised as anyone to see us do as well as we did. I managed to talk some good mates to come out and play at Warradale this year and I'm glad to see that they not only thrived at their new club but also became regulars at presentation nights and embraced the unique culture at our club. It was also great to have club legends like Peter Hughes, John Smith and Jason Conroy play with us throughout the season – and to welcome back Ron Scott to his cricketing "home" 😊

Cricket in the lower "social" grades should be about playing with your mates and people who genuinely play for the love of the game. We were lucky enough to play very well this year and represent Warradale in a way that showed not only respect for our opponents but also a great team dynamic, with numerous players stepping up to play a role to get us over the line when we were in trouble. For me personally it was the most enjoyable season in 30 years of the game and it was awesome to see players pushing themselves to represent the club and to back each other up for the entire season.

I wanted to thank the club as a whole for allowing me to captain a side this year. Thanks very much to Greeny for his support earlier in the year and to Winner (who just seems to know when to appear out of nowhere and offer positive support and a smile when it's needed most!!) Special mention also to the other captains for helping me through my first year – particularly Richie Dey who was a constant positive influence. Thanks also to Tim Smith for being a great vice captain and to Glenn Harris for being the kit guardian & always there to help me set up the ground every home game. And finally... a huge thankyou to the supporters and partners and family that came to all of our games this year, the relaxed atmosphere and positive support you provided to us all year was greatly appreciated.

Trophy winners are :

Batting – Well done to Shoe for a very solid effort all season long and a vintage knock in the Semi. Jack wasn't too far behind with 299, stamping his credentials as a true all-rounder.

Bowling – This one was "on like Donkey Kong" all season!! Jack and myself pushed each other to get that number one spot and we both ended up tying for 3rd place on the Association bowling trophy with 28 wickets each.

Captains Trophy - Dan Claridge in his first season at Warradale. This guy just gives 100% when he's bowling, batting, fielding or wicket-keeping. His constant positive vibes and awesome sense of humour really stood out this season and I expect great things from him next season.



Brett Bryson
D Grade Captain

ROUND 1: WARRADALE VERSUS WOODCROFT AT BRIGHTON HIGH (WON OUTRIGHT)

Our first game of the season could easily have been a forfeit against a disorganised Woodcroft but we gave them time to get a few players and ended up winning outright easily in the end. Shoe started off the season in good style with a solid 46 opening and Jack showed us what he would end up doing all season with a crushing 63no against a "cafeteria strength" Woodcroft bowling lineup. As with the first innings wickets were shared around and they were fired out for under 100 both digs.

Season: 2015/16, Round 1		Date: 10OCT/17OCT	Grade: D	Division: 7	Captain: BRYSON Brett
WOODCROFT 7A-91 (24.1 ov)					
Ord-Bowler-----	Runs off each over-----	Ovrs	Md	Runs	Wkts---How out-----
1 CORNELISSEN Jack	M.4.4.9.8.M.2.0W	7.1	2	27	1 ctl;
2 HARRIS Glenn	2.7.MW.13	4	1	22	1 bol;
3 BRYSON Brett	MW.MW	2	2	0	2 ctl;bol;
4 JEYNES Steve	M.M.1WW	3	2	1	2 bol;lbl;
5 CLARIDGE Daniel	2.2.5.5W.8	5	0	22	1 ctl;
6 SMITH John	4.5.9	3	0	18	0
Fielding (caught,stumped,runout,asstd.r/o)-----					
SMITH T: WK(c1,s0,byes 1), HARRIS G: c1, BATES S: c1,					
Fielding Votes: 1st- HARRIS Glenn 2nd- CORNELISSEN Jack 3rd-					
WARRADALE 6d-208 (30 ov)					
Ord-Min--Batsman-----	Scoring Strokes-----	How Out---	Runs----	FoW &	N.O.Batsman-----
1 62 HUGHES Peter	41442244444441	Caught	46	2- 88	SWIFT A 14
2 41 SMITH Tim	1211	Cght & B.	5	1- 37	HUGHES P 25
3 24 SWIFT Andrew	1212444	Stumped	18	3- 92	HARRIS G 0
4 19 HARRIS Glenn	24144	Bowled	15	4-108	CORNELI'EN J 0
5 63 CORNELISSEN Jack	2141336424224212164414	Not Out	63		
6 8 CLARIDGE Daniel	14222	Cght & B.	11	5-123	CORNELI'EN J 3
7 14 TYNSKI Simon	231111	Bowled	9	6-159	CORNELI'EN J 26
8 26 SMITH John	112411	Not Out	10		
BATES Simon		dnb			
BRYSON Brett		dnb			
JEYNES Steve		dnb			
CASEY Aaron		dnb			
Extras			31		
WOODCROFT 7A-99 (42.3 ov)					
Ord-Bowler-----	Runs off each over-----	Ovrs	Md	Runs	Wkts---How out-----
1 BRYSON Brett	1.M.1.1.1W.1.1.MW.1.6.1.1	12	2	15	2 ctl;bol;
2 CLARIDGE Daniel	2.M.3.2.M.3.3.M.8	9	3	21	0
3 HARRIS Glenn	11.M.2.5.3.4.2W.2W	8	1	29	2 ctl;bol;
4 CORNELISSEN Jack	1W.6.M.5.M.M.MW.OW	8.3	5	12	3 ctl;bo2;
5 TYNSKI Simon	1.4.8.1	4	0	14	0
6 SMITH John	6	1	0	6	0
Fielding (caught,stumped,runout,asstd.r/o)-----					
SMITH T: WK(c0,s0,byes 3), HARRIS G: WK(c1,s0,byes 0), c1, BATES S: c1,					

ROUND 2: WARRADALE VERSUS HAMILTON AT BRIGHTON HIGH (WON OUTRIGHT)

In what shall forever be known as "The Angelo Game" we started out with a much tougher first day, eventually prying Hamilton out for 127 off their 60 overs. Glenn "I am the Stig" Harris took 5/42. John Smith chimed in for 2/2 late in the day to clean up the tail. Aaron Casey in his 2nd game for the club took 5 catches!!

Onto the 2nd day and it was alllllll Angelo. Ang and Shoe amassed a club record 0/260 off 24 overs!! Angelo hit an astounding 212no and Aaron Casey complained of RSI due to having to raise his arms so many times to signal "6" - 16 times. We declared and Angelo came on 1st change to take 7/7 off 6.2 overs.

Season: 2015/16, Round 2		Date: 24OCT/31OCT	Grade: D	Division: 7	Captain: BRYSON Brett
HAMILTON 10-127 (58.4 ov)					
Ord-Bowler-----	Runs off each over-----	Ovrs	Md	Runs	Wkts---How out-----
1 CLARIDGE Daniel	2.4.1.M.4.3.3.1.4	9	1	22	0
2 CORNELISSEN Jack	M.M.1.4.1.1.4.M.3	9	3	14	0
3 BRYSON Brett	M.1.M.1.3.1.MW.6.4.2.1	11	3	19	1 ctl;
4 THARALDSEN Joshua	1.5.1W.3.5.M.3.3.1	9	1	22	1 ctl;
5 HARRIS Glenn	1.3.2.6.3W.2W.MW.2.4.5.2.3.3.2W.4	15	1	42	5 ct4;bol;
6 SMITH John	MW.M.M.1W.1	5	3	2	2 ctl;lbl;
7 CASEY Aaron	1W	0.4	0	1	1 cbl;
Fielding (caught,stumped,runout,asstd.r/o)-----					
SMITH T: WK(c1,s0,byes 3), CASEY A: c5, BORLAND D: c2,					
Fielding Votes: 1st- CASEY Aaron 2nd- BORLAND Daniel 3rd- CLARIDGE Daniel					
WARRADALE 0d-260 (24 ov)					
Ord-Min--Batsman-----	Scoring Strokes-----	How Out---	Runs----	FoW &	N.O.Batsman-----
1 100 HUGHES Peter	124114241141141131111	Not Out	40		
2 100 PANSINI Angelo	214442124111616661266244461662162416	Not Out	212		
SCHMIAUKE Marc	124142146664442141464641116	dnb			
HARRIS Glenn		dnb			
CORNELISSEN Jack		dnb			
CASEY Aaron		dnb			
CLARIDGE Daniel		dnb			
BRYSON Brett		dnb			
BORLAND Daniel		dnb			
THARALDSEN Joshua		dnb			
SMITH Tim		dnb			
SMITH John		dnb			
SWIFT Andrew		dnb			
Extras			8		
HAMILTON 9A-39 (19.2 ov)					
Ord-Bowler-----	Runs off each over-----	Ovrs	Md	Runs	Wkts---How out-----
1 SCHMIAUKE Marc	4W.1.3.2	4	0	10	1 ctl;
2 CORNELISSEN Jack	M.2.8	3	1	10	0
3 PANSINI Angelo	5.1W.1WW.MW.MW.M.OW	6.2	3	7	7 ct3;bo2;lb2;
4 BRYSON Brett	M.4.4W.1.M	5	2	9	1 lbl;
5 CLARIDGE Daniel	1	1	0	1	0
Fielding (caught,stumped,runout,asstd.r/o)-----					
HARRIS G: WK(c2,s0,byes 1), CORNELI'EN J: c1, THARALDSEN J: c1,					

This was our only minor round game against the team we ended up playing in the GF and they were clearly a level above the other teams in Section 7. We batted first and made a very handy 285 – a classy 94 from Glenn Harris to back up his 5 wickets from the week before. Solid contributions from Chris Gibbie (63) and Braydos Tonkin (46).

Season: 2015/16, Round 3		Date: 07NOV/14NOV	Grade: D	Division: 7	Captain: BRYSON Brett					
WARRADALE 10-285 (55 ov)										
Ord	Min	Batsman	Scoring	Strokes	How Out	Runs	FoW &	N.O.	Batsman	
1	26	HUGHES Peter	2424		Caught	12	2- 24	GIBBIE D		1
2	20	SMITH Tim	411		Run Out	6	1- 23	HUGHES P		12
3	73	GIBBIE Dom	11111414141		Caught	20	3- 83	HARRIS G		38
4	178	HARRIS Glenn	444641611114111441211416112411114414		Caught	94	6-255	TONKIN B		33
5	56	GIBBIE Chris	14414426244441142146		Caught	63	4-175	HARRIS G		65
6	14	CORNELISSEN Jack	122441		Caught	14	5-202	HARRIS G		75
7	54	TONKIN Braedon	646466164111		Cght & B.	46	8-280	BORLAND D		8
8	11	CLARIDGE Daniel	4		Caught	4	7-271	TONKIN B		45
9	16	BORLAND Daniel	44111		Bowled	11	9-285	THARALDSEN J		1
10	11	THARALDSEN Joshua	1		Not Out	1				
11	1	BRYSON Brett			Caught	0	10-285	THARALDSEN J		1
		CASEY Aaron			dnb					
		Extras				14				

PLYMPTON FOOTBALLERS 9A-222 (38.2 ov)										
Ord	Bowler	Runs off each over				Ovrs	Md	Runs	Wkts	How out
1	BRYSON Brett	4.5.5.1.3.6.5				7	0	29	0	
2	THARALDSEN Joshua	4				1	0	4	0	
3	CORNELISSEN Jack	1.6.1.2.M.M.3.MW.1.1.7.1W				12	3	23	2	cb1;ct1;
4	GIBBIE Chris	6.1.6.3.1.5.9W.M.M.1.1.5W.2W.6W				13.2	2	46	4	ct3;bo1;
5	HARRIS Glenn	7.7				2	0	14	0	
6	TONKIN Braedon	5.5.1.7.1.6.1.5.4W.3.1W.4.5.10W.2				15	0	60	3	ct1;bo2;
7	CLARIDGE Daniel	4.4.1.5.4.14				6	0	32	0	
Fielding (caught, stumped, runout, asstd.r/o)										
SMITH T: WK(c0,s0,byes 7), HARRIS G: WK(c0,s0,byes 2), HUGHES P: c1, CORNELI'EN J: c1, TONKIN B: c3, CLARIDGE D: c1,										
Fielding Votes: 1st- TONKIN Braedon 2nd- CORNELISSEN Jack 3rd-										

Batting first we struggled to 176 all out with a battling 40 from Shoe to hold the top order together. Simon "The Panther" Bates batted for an eternity for 19 gutsy runs.

WYC batted again and after a 55 run opening were all out for 67 – Jack taking 5/6 and upon taking his 5th wicket proceeded to do a cartwheel and backflip in his follow through. 3 outright from our first 4 games gave us a handy lead on the ladder.

Season: 2015/16, Round 4		Date: 21NOV/28NOV	Grade: D	Division: 7	Captain: BRYSON Brett			
WARRADALE 10-176 (51.3 ov)								
Ord	Min	Batsman	Scoring Strokes	How Out	Runs	FoW &	N.O.	Batsman
1	32	SMITH Tim	1	Bowled	1	1- 29		HUGHES P 18
2	92	HUGHES Peter	41111244144114111	Caught	40	2- 71		BATES S 8
3	114	BATES Simon	11424211111	LBW	19	5-114		BORLAND D 2
4	4	HARRIS Glenn	41	Bowled	5	3- 76		BATES S 8
5	22	CORNELISSEN Jack	411114	Caught	12	4-104		BATES S 16
6	54	BORLAND Daniel	114116	Caught	14	7-132		SCOTT R 0
7	19	BRYSON Brett	11	Run Out	2	6-124		BORLAND D 7
8	66	SCOTT Ron	4241214	LBW	18	10-176		ARMAN S 0
9	22	CLARIDGE Daniel		Bowled	0	8-144		SCOTT R 10
10	14	THARALDSEN Joshua	1214	Caught	8	9-158		SCOTT R 11
11	21	ARMAN Sam		Not Out	0			
		MILDREN Bryan		dnb				
		Extras			57			

WESTERN YOUTH CENTRE 10-48 (19.4 ov)									
Ord	Bowler	Runs	off each over	Ovrs	Md	Runs	Wkts	How out	
1	CLARIDGE Daniel	1W.3		2	0	4	1	bol;	
2	SCOTT Ron	2.MW.2		3	1	4	1	ctl;	
3	BRYSON Brett	MW.4.9.3.1W.1.3		7	1	21	2	ctl;bol;	
4	CORNELISSEN Jack	MW.2.MW.1.MW.4		6	3	7	3	ctl;bol;1b1;	
5	MILDREN Bryan	10.0WWW		1.4	0	10	3	ctl;bol;1b1;	
Fielding (caught, stumped, runout, asstd.r/o)									
SMITH T: WK(c2,s0,byes 0), CORNELI'EN J: cl, THARALDSEN J: cl,									
Fielding Votes: 1st- BATES Simon 2nd- HARRIS Glenn 3rd-									

WESTERN YOUTH CENTRE 7A-87 (22 ov)									
Ord	Bowler	Runs off each over	Ovrs	Md	Runs	Wkts	How out		
1	SCOTT Ron	2.M.2.4.11	5	1	19	0			
2	MILDREN Bryan	4.1.M.M	4	2	5	0			
3	CORNELISSEN Jack	4.M.1W.M.1W.MWWW	6	3	6	5	bo5;		
4	THARALDSEN Joshua	9.17	2	0	26	0			
5	BRYSON Brett	MW.1.M.6.2W	5	2	9	2	cbl;ctl;		
Fielding (caught, stumped, runout, asstd.r/o)									
SMITH T: WK(c0,s0,byes 2), BATES S: c1, BRYSON B: c1,									

ROUND 5: WARRADALE VERSUS NORTH HAVEN AT AWAY GROUND (WON 1st INNINGS)

A 39 degree day took its toll on both sides with a low scoring game. Aaron Casey smashing a quick 29 to get us up to 119 and Dan Claridge making his highest score of 16.

In the end it was more than enough with North Haven rolled for 86 – Ron Scott taking 2/7 & myself 3/10. A bit of aggro from the opposition after Dan Claridge took a great catch to dismiss their slapper.

Season: 2015/16, Round 5		Date: 05DEC	Grade: D	Division: 7	Captain: BRYSON Brett
WARRADALE 10-119 (39.1 ov)					
Ord	Min	Batsman	Scoring Strokes	How Out	Runs
1	38	HUGHES Peter	412411442	Caught	23
2	42	SMITH Tim	21112	Cght & B.	7
3	20	BATES Simon	1	LBW	1
4	6	HARRIS Glenn	1	Bowled	1
5	66	CASEY Aaron	124221464111	Caught	29
6	12	CORNELISSEN Jack	14614	Bowled	16
7	36	SCOTT Ron	12124	Bowled	10
8	1	BORLAND Daniel		LBW	0
9	46	CLARIDGE Daniel	211121116	Not Out	16
10	11	ARMAN Sam	11	Bowled	2
11	29	BRYSON Brett	11112	Bowled	6
		Extras			8
NORTH HAVEN 10-86 (35.2 ov)					
Ord	Bowler	Runs off each over	Ovrs	Md	Runs
1	SCOTT Ron	1.3.3.MW.0W	4.2	1	7
2	CLARIDGE Daniel	4.5.1.2W.1.2.M.2	8	1	17
3	BRYSON Brett	1.1W.6.1.1W.MW	6	1	10
4	CORNELISSEN Jack	2.1W.4W.1.3.3	6	0	14
5	HARRIS Glenn	2.3.M	3	1	5
6	ARMAN Sam	M.4.16	3	1	20
7	CASEY Aaron	M.MW.2.2.1	5	2	5
Fielding (caught, stumped, runout, asstd.r/o)					
SMITH T: WK(cl,s0,byes 7), HUGHES P: cl, CORNELI'EN J: arl, BORLAND D: cl, CLARIDGE D: cl,arl, Fielding Votes: 1st- CLARIDGE Daniel 2nd- CORNELISSEN Jack 3rd-					

ROUND 6: WARRADALE VERSUS KESWICK AT AWAY GROUND (WON BY FORFEIT)

We turned up to their ground at Seaview Downs Primary, only to find no opposition team. After waiting around for about an hour and a series of phone calls we eventually discovered that they had forfeited. Thanks for the notification Keswick, you're all class.

After 6 rounds, we went into the Xmas break with 6 wins (3 of those outright), and a 24 point lead over the second side on the ladder (equivalent to 4.5 1st innings wins).

Season: 2015/16, Round 6		Date: 12DEC/19DEC	Grade: D	Division: 7	Captain: BRYSON Brett
WARRADALE Team for this Match					
HUGHES Peter	CORNELISSEN Jack	THARALDSEN Joshua			
SMITH Tim	CLARIDGE Daniel	ARMAN Sam			
BATES Simon	CASEY Aaron	BRYSON Brett			
HARRIS Glenn	BORLAND Daniel	BARRITT Henry			

ROUND 7: WARRADALE VERSUS MITCHELL PARK AT BRIGHTON HIGH (WON OUTRIGHT)

We batted first and were in big trouble at 6/81 – Dan Claridge (with a previous high score of 16) batted for 2 hours to get us out of jail with a gutsy 61. Aaron Casey slapped a quick 27 to drag us up to 173.

Our bowlers stepped up again to have them 5/36 at the end of the day & all out 63 the next week – Bryson taking 6/36 & Jack 3/13.

Gave a few part timers a trundle 2nd innings and bought up our 4th outright for the season firing them out for 76 – Glenn Harris now bowling off spin instead of pace taking 4/13.

Season: 2015/16, Round 7		Date: 09JAN/16JAN	Grade: D	Division: 7	Captain: BRYSON Brett	
WARRADALE 10-173 (38.4 ov)						
Ord	Min	Batsman	Scoring Strokes	How Out	Runs	FoW & N.O.
1	14	BARRITT Henry	2	Bowled	2	3- 12 HARRIS G 1
2	3	HUGHES Peter	41	LBW	5	1- 6 BARRITT H 0
3	5	SWIFT Andrew		Caught	0	2- 9 BARRITT H 2
4	23	HARRIS Glenn	11112314	Bowled	14	4- 40 CLARIDGE D 14
5	121	CLARIDGE Daniel	141441421241414214114221122	Caught	61	8-142 ARMAN S 0
6	25	MILDREN Bryan	111111	Bowled	6	5- 62 CLARIDGE D 29
7	18	CORNELISSEN Jack	1214	Caught	8	6- 81 CLARIDGE D 38
8	41	CASEY Aaron	241144614	LBW	27	7-132 CLARIDGE D 57
9	51	ARMAN Sam	21411	Bowled	9	10-173 BRYSON B 10
10	18	BATES Simon	1244	Caught	11	9-155 ARMAN S 2
11	19	BRYSON Brett	4114	Not Out	10	
		BORLAND Daniel		dnb		
		Extras			20	

MITCHELL PARK 10-63 (28.2 ov)									
Ord	Bowler	Runs off each over	Ovrs	Md	Runs	Wkts	How out		
1	BARRITT Henry	2.2.1W.M	4	1	5	1	ct1;		
2	CLARIDGE Daniel	1.1.M.M	4	2	2	0			
3	CORNELISSEN Jack	M.M.M.2.2.MW.M.4W.5.0W	9.2	5	13	3	bo3;		
4	BRYSON Brett	MW.4WW.2.5W.6.1.9W.1.1W.6	10	1	35	6	ct3;bol;lb2;		
5	CASEY Aaron	5	1	0	5	0			
Fielding (caught, stumped, runout, asstd.r/o)									
HARRIS G: WK(c0,s0,byes 2), CLARIDGE D: WK(cl,s0,byes 0), cl, MILDREN B: cl, CORNELI'EN J: cl,									
Fielding Votes: 1st- HARRIS Glenn 2nd- CORNELISSEN Jack 3rd-									

MITCHELL PARK 9A-76 (31.4 ov)									
Ord	Bowler	Runs off each over	Ovrs	Md	Runs	Wkts	How out		
1	BRYSON Brett	4.5.2.7	4	0	18	0			
2	CORNELISSEN Jack	M.1W.M.4	4	2	5	1	lb1;		
3	MILDREN Bryan	1.1.M.4.1.MW.M	7	3	7	1	ct1;		
4	CASEY Aaron	1.M.2.2.MW.2.MW.1	8	3	8	2	ct1;bol;		
5	HARRIS Glenn	M.5.5WW.2W.1W	4.4	1	13	4	ct3;bol;		
6	ARMAN Sam	2.5.3W.11	4	0	21	1	bol;		
Fielding (caught, stumped, runout, asstd.r/o)									
CLARIDGE D: WK(c0,s0,byes 1), HUGHES P: cl, CORNELI'EN J: c3, BATES S: cl,									

ROUND 8: WARRADALE VERSUS COVE AT AWAY GROUND (LOST 1ST INNINGS)

Our only loss in the minor round against a team of slappers playing on a postage stamp. With our best bat and 2 best bowlers out of the game we were always going to struggle. Cove started slow but as our bowlers tired their batsmen backed themselves & ended up 7/325.

Nic Russell was a last minute addition to the team & cracked a great 91 to keep us in the game. Simon Tynski chimed in with a great 55 out of a 70 run partnership with John Smith (20no). We ended up 8/265 and would have liked to have had another shot with our full team.

Season: 2015/16, Round 8		Date: 23JAN/30JAN	Grade: D	Division: 7	Captain: BRYSON Brett
COVE 7-325 (60 ov)					
Ord	Bowler-----	Runs off each over-----	Ovrs	Md	Runs Wkts---How out-----
1	CLARIDGE Daniel	4.2.M.M.M.4.10.14	8	3	34 0
2	MILDREN Bryan	1.1.1.MW.1.M.6.14.5.8	10	2	37 1 ctl;
3	CASEY Aaron	4.3.2W.1.3.5.2.4.10.16.20W	11	0	70 2 ctl;bol;
4	BRYSON Brett	6.1.1.2.8.9.7.M.1.5.11.5W.11.11	14	1	78 1 ctl;
5	RUSSELL Nic	M.1W.4.9.14.13.7W	7	1	48 2 ctl;bol;
6	HARRIS Glenn	2.6W.5.8.7.1	6	0	29 1 ctl;
7	SMITH Tim	3.6.1.9	4	0	19 0
-----Fielding (caught, stumped, runout, asstd.r/o)-----					
SMITH T: WK(c0,s0,byes 7), CLARIDGE D: WK(c1,s0,byes 0), BATES S: c1, CASEY A: c1, MILDREN B: c1, BRYSON B: c1,					
Fielding Votes: 1st- HARRIS Glenn 2nd- PALMER Edward 3rd-					

WARRADALE 8-265 (60 ov)									
Ord	Min	Batsman	Scoring Strokes	How Out	Runs	FoW	&	N.O.	Batsman
1	8	SMITH Tim	1	Caught	1	1-	2		BATES S
2	59	BATES Simon	4111	Bowled	7	2-	52		RUSSELL N
3	116	RUSSELL Nic	41241141114461446464226414141111	Caught	91	5-	157		CASEY A
4	2	HARRIS Glenn		Cght & B.	0	3-	52		RUSSELL N
5	49	CLARIDGE Daniel	141161111	Bowled	17	4-	131		RUSSELL N
6	18	CASEY Aaron	146414	Caught	20	6-	162		TYNSKI S
7	62	TYNSKI Simon	1441411414114121414641	Bowled	55	7-	232		SMITH J
8	90	SMITH John	1411111111124	Not Out	20				
9	6	ARMAN Sam	4	Not Out	4	8-	236		SMITH J
10	30	MILDREN Bryan	611124	dnb	15				
		BRYSON Brett		dnb					
		PALMER Edward		dnb					
		Extras			35				

ROUND 9: BYE

ROUND 10: WARRADALE VERSUS NORTH HAVEN AT BRIGHTON HIGH (WON 1st INNINGS)

Another win and no aggro from the opposition this time. Once again we were in trouble at 6/58 but Jack did what only Jack can do and smashed a determined 73 to get us back on top. We declared at 8/174 to have a crack at them for 6 overs and picked up 2 quick wickets.

We were chasing a record equalling 5 outright the 2nd week but didn't take our chances despite having them 5/19 at one stage. They dug in and we settled for a 1st innings win – Ron Scott taking 3/19 off 14 miserly overs.

Season: 2015/16, Round 10		Date: 20FEB/27FEB	Grade: D	Division: 7	Captain: BRYSON Brett	
WARRADALE 8d-174 (52 ov)						
Ord-Min	Batsman	Scoring Strokes	How Out	Runs	FoW & N.O. Batsman	
1	46 HUGHES Peter	11221	Caught	7	3- 34 CLARIDGE D 1	
2	20 HARRIS Glenn	21112	Bowled	7	1- 14 HUGHES P 4	
3	12 PANSINI Angelo	244	Caught	10	2- 29 HUGHES P 6	
4	60 CLARIDGE Daniel	1211222	Caught	11	5- 57 CORNELI'EN J 9	
5	17 TYNSKI Simon	1	Bowled	1	4- 38 CLARIDGE D 3	
6	120 CORNELISSEN Jack	121141111414444216432421421111121	Cght & B.	73	8-160 SMITH T 16	
7	1 TONKIN Braedon		LBW	0	6- 58 CORNELI'EN J 10	
8	33 CONROY Jason	4121211	Caught	12	7-100 CORNELI'EN J 36	
9	73 SMITH Tim	21111113112114	Not Out	21		
10	21 BATES Simon	214	Not Out	7		
	BRYSON Brett		dnb			
	RUSSELL Nic		dnb			
	SCOTT Ron		dnb			
	Extras			25		
NORTH HAVEN 10-139 (55.3 ov)						
Ord-Bowler	Runs off each over	Ovrs	Md	Runs	Wkts	How out
1	TONKIN Braedon	5.3	2	0	8	0
2	PANSINI Angelo	1.1W.3.M.1.M.M.1.3.3.1.6.3	13	3	23	1 bol;
3	BRYSON Brett	1.M.M.M.9.6.9.0W	7.3	3	25	1 bol;
4	CORNELISSEN Jack	M.M.M.M.MW.1.2.3.2.2.MW.5	12	6	15	2 bo2;
5	SCOTT Ron	1W.M.M.M.MW.3.2.8.1W.2.1.1.M.M	14	6	19	3 bo2;lb1;
6	RUSSELL Nic	4.4.6	3	0	14	0
7	HARRIS Glenn	12W.4	2	0	16	1 ct1;
8	SMITH Tim	10.5	2	0	15	0
Fielding (caught, stumped, runout, asstd.r/o)						
CLARIDGE D: WK(c1,s0,byes 1), ar2, HARRIS G: ar2,						
Fielding Votes: 1st- HARRIS Glenn 2nd- CORNELISSEN Jack 3rd-						

ROUND 11: WARRADALE VERSUS HAMILTON AT AWAY GROUND (WON 1st INNINGS)

A one-dayer in 39 degree heat to finish the season & Hamilton were still in shock from being "Angelo'd" in our first game.

Hamilton needed to beat us to play finals and I expected them to be very competitive but in the end we fielded the house down & shot them out for a disappointing 73 – Bryson taking 5/16 to do the damage.

Shoe belted a quick 37 & Conroy finished 18no to get us a victory in 9 overs.

Season: 2015/16, Round 11		Date: 05MAR	Grade: D	Division: 7	Captain: BRYSON Brett	
HAMILTON 10-73 (35 ov)						
Ord-Bowler	Runs off each over	Ovrs	Md	Runs	Wkts	How out
1 CORNELISSEN Jack	1.1.1.4W.2.M.1W.2	8	1	12	2	ct1;bol;
2 CONROY Jason	MW.5.1	3	1	6	1	ct1;
3 SCOTT Ron	1.2.M.M	4	2	3	0	
4 BRYSON Brett	MW.1.1.6W.5W.MWW.2.1	8	2	16	5	ct1;bo2;lb2;
5 CASEY Aaron	2W.M.1	3	1	3	1	ct1;
6 SMITH Tim	1.4.8	3	0	13	0	
7 TONKIN Braedon	1.6.M	3	1	7	0	
8 HARRIS Glenn	2.2.3	3	0	7	0	
Fielding (caught, stumped, runout, asstd.r/o)						
CLARIDGE D: WK(c0,s0,byes 6), HARRIS G: cl,r1, CORNELI'EN J: cl, TYNSKI S: cl, TONKIN B: cl,						
Fielding Votes: 1st- CORNELISSEN Jack 2nd- HARRIS Glenn 3rd-						
WARRADALE 2-74 (9 ov)						
Ord-Min	Batsman	Scoring Strokes	How Out	Runs	FoW & N.O.	Batsman
1 30	HUGHES Peter	111242142421444	Caught	37	2- 65	CONROY J 14
2 9	HARRIS Glenn	444	Caught	12	1- 16	HUGHES P 2
3 26	CONROY Jason	411114141	Not Out	18		
4 5	CLARIDGE Daniel	4	Not Out	4		
	CASEY Aaron		dnb			
	CORNELISSEN Jack		dnb			
	TYNSKI Simon		dnb			
	TONKIN Braedon		dnb			
	SMITH Tim		dnb			
	SCOTT Ron		dnb			
	BRYSON Brett		dnb			
	Extras			3		

SEMI-FINAL: WARRADALE VERSUS WOODCROFT AT BRIGHTON HIGH (WON 1st INNINGS)

We went into finals clear by about 4 games and played a pretty much perfect all-round game in the Semi. Glenn & Shoe both posting imposing hundred's and a dominating opening stand of 211. We ended up 7/351 at the end of the first day. This was an incredible score on a Brighton High oval which had not been mowed and had grass at least 6 inches long in some places. The only fight we saw from Woodcroft was the team almost coming to blows with each other during the tea break.

Day 2 saw Woodcroft playing only for pride and to their credit they batted for 40 overs to make a dogged 85 all out. Jack cleaned up with 3/5 to draw ahead on the bowling trophy and Jase Conroy ripped their top order open with 3/22 – no need to get the glasses, Roy bowled a treat.

Season: 2015/16,		SemiFinal	Date: 12MAR/13MAR	Grade: D	Division: 7	Captain: BRYSON Brett			
WARRADALE 7-351 (60 ov)									
Ord	Min	Batsman	Scoring Strokes		How Out	Runs	FoW &	N.O.	Batsman
1	180	HARRIS Glenn	1421121414124111414666111144141144441	Caught	126	1-211	HUGHES P	65	
2	243	HUGHES Peter	11441412411414	Caught	125	4-320	CASEY A	3	
3	36	CORNELISSEN Jack	224111414111111141111114411211221411	Caught	25	2-285	HUGHES P	101	
4	15	CLARIDGE Daniel	41461111411	Bowled	6	3-304	HUGHES P	112	
5	15	CASEY Aaron	2121	Caught	13	5-331	CONROY J	1	
6	23	CONROY Jason	11164	Not Out	10				
7	8	SCOTT Ron	1112122	Caught	2	6-337	CONROY J	3	
8	4	GIBBIE Dom	11	Cght & B.	6	7-346	CONROY J	6	
9	5	SMITH Tim	114	Not Out	1				
		TYNSKI Simon	1	dnb					
		BRYSON Brett		dnb					
		BATES Simon		dnb					
		Extras			37				
WOODCROFT 10-85 (39.2 ov)									
Ord	Bowler	Runs off each over		Ovrs	Md	Runs	Wkts	How out	
1	SCOTT Ron	M.MW.M.1.1		5	3	2	1	bol;	
2	CORNELISSEN Jack	M.M.M.1W.2.2W.0W		6.2	3	5	3	bo3;	
3	BRYSON Brett	M.4.2.1.2		5	1	9	0		
4	CASEY Aaron	3.4.M.3.4		5	1	14	0		
5	SMITH Tim	2.2.2.2.2.M		6	1	10	0		
6	CONROY Jason	M.1W.3.3W.1.7W.5.2		8	1	22	3	bol;lb1;st1;	
7	BATES Simon	9W.12		2	0	21	1	ctl1;	
8	CLARIDGE Daniel	MW.2		2	1	2	1	ctl1;	
Fielding (caught,stumped,runout,asstd,r/o)									
HARRIS G: WK(c1,s1,byes 0), ar1, CLARIDGE D: WK(c0,s0,byes 0), CORNELI'EN J: ar1, BRYSON B: c1,									
Fielding Votes: 1st- 2nd- 3rd-									

GRAND-FINAL: WARRADALE VERSUS PLYMPTON FOOTBALLERS AT BRIGHTON HIGH (LOST 1st INN.)

We expected to play Cove, but Plympton somehow won their Semi in the last over to come into the GF on a high. We toiled hard all day but these guys have 2 very good openers and they set their team up with a good start and luck didn't go our way. Dan Claridge had best figures of 3/48 after starting the day as our keeper. Jack and myself ended up drawing the bowling trophy in the GF which was a great contest all season and a lot to do with our success as a side.

We didn't go down without a fight on the second day but fell well short, all out 181. Shoe solid once again with 29 opening up and Tim playing a great role down the order with a fighting 31no. Jack showed his amazing potential on the biggest stage with a crunching 88 – showing no respect for some good bowlers who had dominated our batsmen for most of the day.

We had a fantastic season and dominated Section 7 but at the end of the day they simply played better on the 2 days and deserved their GF win.

Season: 2015/16, GrandFinal		Date: 19MAR/20MAR	Grade: D	Division: 7	Captain: BRYSON Brett			
PLYMPTON FOOTBALLERS 10-271 (60 ov)								
Ord	Bowler	Runs off each over	Ovrs	Md	Runs	Wkts	How out	
1	SCOTT Ron	M.1.3.5.2.3.7.1.4.1.9.1.1W.3.5	15	1	46	1	lb1;	
2	BRYSON Brett	5.7.8.4.5.2.2.11.1W.18W	10	0	63	2	bo2;	
3	CORNELISSEN Jack	M.3.3.1.1.3.9.13W.4.6.4	11	1	47	1	lb1;	
4	CASEY Aaron	3.5.4W.3.3.1.2.8.1W.2	10	0	32	2	ct2;	
5	RUSSELL Nic	6.12W.13	3	0	31	1	ct1;	
6	CLARIDGE Daniel	2.6.2.5.7.6.1W.4.8.4.3WW	11	0	48	3	ct2;bol;	
Fielding (caught,stumped,runout,asstd,r/o)								
HARRIS G: WK(c0,s0,byes 2), CLARIDGE D: WK(c0,s0,byes 1), c1, RUSSELL N: c1, CORNELI'EN J: c2,								
BRYSON B: c1,								
Fielding Votes:		1st-	2nd-	3rd-				
WARRADALE 10-181 (47.4 ov)								
Ord	Min	Batsman	Scoring Strokes	How Out	Runs	FoW &	N.O.	Batsman
1	90	HUGHES Peter	2214111121111411211	Bowled	29	5- 78	CORNELI'EN J	37
2	16	HARRIS Glenn	211	Bowled	4	1- 11	HUGHES P	4
3	16	RUSSELL Nic	21	LBW	3	2- 20	HUGHES P	10
4	12	CLARIDGE Daniel		Caught	0	3- 23	HUGHES P	13
5	2	CASEY Aaron		LBW	0	4- 23	HUGHES P	13
6	103	CORNELISSEN Jack	422144461112411214116111211161261121	Bowled	88	8-157	SMITH T	10
7	36	TYNSKI Simon	1411					
8	9	SCOTT Ron	142111412	Caught	17	6-120	CORNELI'EN J	61
9	43	SMITH Tim	114224112111141121	Caught	0	7-136	CORNELI'EN J	77
10	5	BATES Simon		Not Out	31			
11	20	BRYSON Brett	1	LBW	0	9-163	SMITH T	16
		SMITH John		Bowled	1	10-181	SMITH T	31
		Extras		dnb				
					8			

2015/16 BATTING STATISTICS IN A GRADE

Player Name	Ga	Batting				Innings Scores					Pshps	%	%@	ScoreStrokes			Fld	W'Keeping			
		Inn	NO	Runs	Ave	Hi	100	50	30	0	10050	Tm	Cr	6's	4's	1's	Ct	Ct	St	Bye	Gam
BELSAK Andrew	10	11	-	398	36.2	117	1	2	1	-	2	1	21	59	12	48	70	4	-	-	-
SCHMIAUKE Marc	5	5	-	244	48.8	88	-	2	2	-	2	1	24	48	3	35	43	1	-	-	-
SCHULTZ Kristian	11	11	-	216	19.6	70	-	1	1	-	-	4	10	41	5	19	59	2	-	-	-
WOODS Daniel	8	10	2	181	22.6	78*	-	1	-	1	-	1	11	43	-	25	35	2	-	-	-
BALYM Anton	11	10	-	174	17.4	46	-	-	3	-	-	3	8	41	1	18	50	-	6	8	27
FERGUSON Lachlan	8	8	1	131	18.7	41	-	-	2	2	-	1	9	56	2	13	29	5	-	-	-
BARLEY James	5	7	1	122	20.3	54	-	1	-	-	-	1	11	69	5	12	17	2	-	-	-
DENIET Josh	11	11	3	120	15.0	46	-	-	1	3	-	-	6	59	3	13	24	1	-	-	-
BODEN Nick	9	11	1	117	11.7	32	-	-	1	-	-	2	7	30	1	13	36	5	-	-	-
WILLIAMS Rowan	11	11	4	68	9.7	27	-	-	-	4	-	-	3	62	3	8	10	5	-	-	-
MAHONEY David	7	5	1	47	11.8	26	-	-	-	1	-	-	4	42	-	5	12	-	-	-	-
BROOKER Christian	4	3	2	40	40.0	40*	-	-	1	1	-	-	4	34	-	5	10	2	-	-	-
LIPSETT Wes	1	1	-	38	38.0	38	-	-	1	-	-	-	18	45	-	8	2	-	-	-	-
MONAGHAN Scott	1	2	-	25	12.5	16	-	-	-	-	-	-	10	63	-	5	1	1	-	-	-
MATTHEWS Jacob	8	7	3	23	5.8	8	-	-	-	1	-	-	2	32	-	1	12	3	-	-	-
WILSON Gary	1	1	-	19	19.0	19	-	-	-	-	-	-	16	46	1	2	-	-	-	-	-
PALMER Dave	4	5	1	14	3.5	6	-	-	-	-	-	-	2	26	-	-	5	1	-	-	-
MARSHALL Ashley	2	3	1	5	2.5	5	-	-	-	1	-	-	1	33	-	-	1	-	-	-	-
DAVIDSON Phil	1	1	-	4	4.0	4	-	-	-	-	-	-	2	67	-	1	-	-	-	-	-
ARMAN Ben	5	3	2	2	2.0	2*	-	-	-	1	-	-	0	5	-	-	2	1	-	-	-
ISLAM Robiul	3	2	-	2	1.0	2	-	-	-	1	-	-	0	50	-	-	-	2	-	-	-
MONAHAN Phil	1	-	-	0	-	-	-	-	-	-	-	-	0	-	-	-	-	-	-	-	-
GIBBIE Chris	1	-	-	0	-	-	-	-	-	-	-	-	0	-	-	-	-	-	-	-	-
GULATI Sandeep	1	-	-	0	-	-	-	-	-	-	-	-	0	-	-	-	-	-	-	-	-
CONROY Jason	1	-	-	0	-	-	-	-	-	-	-	-	0	-	-	-	-	-	-	-	-

2015/16 BOWLING STATISTICS IN A GRADE

Player Name	Ga	Bowling			Innings			Fig Best	% 5w 3w		% Tm	How Out				Wkt/ InnB	Ball/ Wkt	Run/ Over
		Inn	Overs	Mdn	Runs	Wkt	Ave					Ct	Bo	Lb	St			
WILLIAMS Rowan	11	14	89	21	269	13	20.7	4/52	-	2	14	5	4	2	2	0.9	41.1	3.0
DENIET Josh	11	12	98	17	310	13	23.8	4/43	-	3	14	5	5	3	-	1.1	45.2	3.2
ISLAM Robiul	3	4	35.2	7	103	11	9.4	3/12	-	3	30	5	4	2	-	2.8	19.3	2.9
FERGUSON Lachlan	8	10	60	14	179	11	16.3	5/41	1	1	16	5	5	1	-	1.1	32.7	3.0
SCHULTZ Kristian	11	9	69.3	7	277	10	27.7	3/30	-	2	10	8	-	-	2	1.1	41.7	4.0
MATTHEWS Jacob	8	7	59	9	215	9	23.9	4/53	-	1	14	2	6	-	1	1.3	39.3	3.6
BELSAK Andrew	10	8	38.5	9	108	8	13.5	4/33	-	1	11	5	1	1	1	1.0	29.1	2.8
ARMAN Ben	5	6	30	3	113	7	16.1	3/44	-	1	17	5	-	2	-	1.2	25.7	3.8
BROOKER Christian	4	5	22	2	69	4	17.3	2/25	-	-	8	3	-	1	-	0.8	33.0	3.1
MARSHALL Ashley	2	2	14	2	49	2	24.5	2/37	-	-	11	-	-	1	1	1.0	42.0	3.5
DAVIDSON Phil	1	1	1	-	5	1	5.0	1/5	-	-	10	-	-	-	1	1.0	6.0	5.0
MONAGHAN Scott	1	1	4	1	14	1	14.0	1/14	-	-	11	1	-	-	-	1.0	24.0	3.5
BARLEY James	5	1	4	-	18	-	-	-	-	-	-	-	-	-	-	0.0	0.0	4.5
BALYM Anton	11	1	2	-	23	-	-	-	-	-	-	-	-	-	-	0.0	0.0	11.5
GULATI Sandeep	1	1	6	1	28	-	-	-	-	-	-	-	-	-	-	0.0	0.0	4.7
WOODS Daniel	8	4	16	-	77	-	-	-	-	-	-	-	-	-	-	0.0	0.0	4.8
SCHMIAUKE Marc	5	5	20	3	120	-	-	-	-	-	-	-	-	-	-	0.0	0.0	6.0

2015/16 RUNS FROM EACH BATTING POSITION IN A GRADE

Player Name	Gam	Opener	No.3	No.4	No.5	No.6	No.7	No.8	No.9	No.10	No.11
BELSAK Andrew	10	43@ 43	342@ 38	13@ 13	-@ -	-@ -	-@ -	-@ -	-@ -	-@ -	-@ -
SCHMIAUKE Marc	5	244@ 49	-@ -	-@ -	-@ -	-@ -	-@ -	-@ -	-@ -	-@ -	-@ -
SCHULTZ Kristian	11	-@ -	74@ 37	28@ 14	87@ 17	27@ 14	-@ -	-@ -	-@ -	-@ -	-@ -
WOODS Daniel	8	46@ 9	-@ -	110@ 55	-@ -	-@ -	17@ 17	-@ -	8@ -	-@ -	-@ -
BALYM Anton	11	150@ 25	-@ -	8@ 4	-@ -	-@ -	16@ 8	-@ -	-@ -	-@ -	-@ -
FERGUSON Lachlan	8	-@ -	-@ -	28@ -	56@ 14	41@ 41	-@ -	6@ 3	-@ -	-@ -	-@ -
BARLEY James	5	102@ 51	-@ -	1@ 1	8@ 8	7@ 7	-@ -	-@ -	4@ 4	-@ -	-@ -
DENIET Josh	11	2@ 2	-@ -	-@ -	-@ -	-@ 0	45@ 11	73@ 73	-@ -	-@ -	-@ -
BODEN Nick	9	98@ 20	4@ 4	-@ -	-@ -	10@ 5	3@ 3	-@ -	2@ 2	-@ -	-@ -

2015/16 MOST MINUTES PER INNINGS IN A GRADE

Rank	Player Name	Gam	All Inn	Timed Inn	Total Minutes	Minutes per Inn	Runs per Minute
1	SCHMIAUKE Marc	5	5	5	457	91.40	0.534
2	LIPSETT Wes	1	1	1	75	75.00	0.507
3	BELSAK Andrew	10	11	11	518	47.09	0.768
4	BALYM Anton	11	10	10	419	41.90	0.415
5	SCHULTZ Kristian	11	11	11	428	38.91	0.505
6	WOODS Daniel	8	10	10	380	38.00	0.476
7	WILSON Gary	1	1	1	33	33.00	0.576
8	BODEN Nick	9	11	11	350	31.82	0.334
9	BROOKER Christian	4	3	3	87	29.00	0.460
10	FERGUSON Lachlan	8	8	8	199	24.88	0.658

2015/16 BEST PARTNERSHIPS IN A GRADE

Rank	Wkt	Runs	Player Names	GrDv	Opposition	Rnd	Year
1	2nd	194	SCHMIAUKE Marc 88 & BELSAK Andrew 117	A 2	MORPHETTVILLE	3	2015/16
2	2nd	107	SCHMIAUKE Marc 69 & BELSAK Andrew 75	A 2	NORTH HAVEN	1	2015/16
3	4th	88	SCHULTZ Kristian 29 & WOODS Daniel 78*	A 2	SHEIDOW PARK	4	2015/16
4	3rd	73	SCHULTZ Kristian 70 & FERGUSON Lachlan 28*	A 2	SOUTH ROAD	7	2015/16
5	1st	69	BELSAK Andrew 43 & BALYM Anton 46	A 2	GLENELG ANA	11	2015/16
6	1st	67	BARLEY James 54 & BODEN Nick 12	A 2	ICC SHARKS	10	2015/16
7	1st	64	SCHMIAUKE Marc 35 & BALYM Anton 36	A 2	COROMANDEL	6	2015/16
8	2nd	56	BODEN Nick 32 & SCHULTZ Kristian 70	A 2	SOUTH ROAD	7	2015/16
9	4th	54	BALYM Anton 36 & SCHULTZ Kristian 31	A 2	COROMANDEL	6	2015/16
10	4th	47	SCHULTZ Kristian 18 & LIPSETT Wes 38	A 2	GLENELG ANA	11	2015/16
11	2nd	45	SCHMIAUKE Marc 31 & BELSAK Andrew 17	A 2	SHEIDOW PARK	4	2015/16
12	9th	42	WILLIAMS Rowan 27 & BROOKER Christian 40*	A 2	MORPHETTVILLE	3	2015/16
13	5th	41	WILSON Gary 19 & FERGUSON Lachlan 39	A 2	MITCHELL PARK	9	2015/16

2015/16 BATTING STATISTICS IN B GRADE

Player Name	Ga	Batting				Innings Scores					Pshps		%	%	Score			Strokes	Fld	W'Keeping			
		Inn	NO	Runs	Ave	Hi	100	50	30	0	100	50	Tm	Cr	6's	4's	1's	Ct	Ct	St	Bye	Gam	
WILSON Gary	9	9	3	355	59.2	75*	-	4	2	1	-	3	21	62	20	38	50	4	-	-	4	1	
FERGUSON Haimish	12	11	-	304	27.6	83	-	2	2	1	1	3	13	52	3	41	64	2	5	-	37	11	
DEY Richard	13	12	3	217	24.1	66*	-	1	-	1	1	-	9	41	8	25	47	3	-	-	1	1	
TEMBY Paul	13	12	-	211	17.6	60	-	1	1	1	-	2	8	59	6	32	33	2	-	1	13	2	
PALMER Dave	9	8	1	210	30.0	69*	-	2	-	1	1	4	13	40	6	23	43	2	-	-	-	-	
MONAGHAN Scott	12	12	1	185	16.8	42	-	-	3	-	-	2	8	43	2	28	30	6	-	-	-	-	
MARTIN Anthony	10	9	-	140	15.6	39	-	-	2	-	-	-	7	40	-	18	34	2	-	-	-	-	
MARSHALL Ashley	11	9	3	123	20.5	45*	-	-	1	2	1	1	6	40	2	15	41	4	-	-	-	-	
BRUSNAHAN Dale	13	10	5	109	21.8	30	-	-	1	1	-	-	4	54	-	15	27	4	-	-	-	-	
BARRITT Henry	9	7	-	95	13.6	61	-	1	-	1	-	2	6	36	-	8	37	3	-	-	-	-	
BARLEY James	2	2	-	76	38.0	58	-	1	-	-	-	1	22	62	2	12	10	1	-	-	-	-	
SPANTON Troy	8	8	1	70	10.0	25*	-	-	-	1	-	-	5	25	-	10	13	2	-	-	-	-	
FERGUSON Lachlan	2	2	-	55	27.5	47	-	-	1	-	-	-	13	47	1	4	19	-	-	1	3	1	
BROOKER Christian	4	4	-	54	13.5	31	-	-	1	1	-	1	8	48	1	6	16	1	-	-	-	-	
CRAIGIE Grant	1	1	-	32	32.0	32	-	-	1	-	-	-	12	40	-	4	11	-	-	-	-	-	
HUGHES Peter	2	2	-	25	12.5	14	-	-	-	-	-	-	7	81	-	2	8	1	-	-	-	-	
GIBBIE Chris	1	1	-	17	17.0	17	-	-	-	-	-	-	11	27	-	2	7	-	-	-	-	-	
MILDREN Bryan	4	2	2	13	-	10*	-	-	-	-	1	1	20	-	1	7	-	-	1	-	13	1	
GULATI Sandeep	2	2	-	6	3.0	5	-	-	-	-	-	2	55	-	1	2	-	-	-	-	-	-	
CONROY Jason	1	1	-	0	-	-	-	-	-	-	-	0	-	-	-	-	-	-	-	-	-	-	
TONKIN Braedon	3	1	-	0	0.0	0	-	-	-	1	-	0	-	-	-	-	-	-	-	-	-	-	
CORNELISSEN Jack	2	2	-	0	0.0	0	-	-	-	2	-	0	-	-	-	-	-	4	-	-	-	-	
ARMAN Ben	2	2	-	0	0.0	0	-	-	-	2	-	0	-	-	-	-	-	1	-	-	-	-	

2015/16 BOWLING STATISTICS IN B GRADE

Player Name	Ga	Bowling			Wkt	Ave	Innings			%Tm	How				Wkt/Inn	Ball/Wkt	Run/Over
		Inn	Overs	Mdn			Best	5w	3w		Ct	Bo	Lb	St			
MARSHALL Ashley	11	11	110.2	36	258	23	11.2	5/9	1	3	27	13	8	2	2.1	28.8	2.3
BRUSNAHAN Dale	13	13	135	27	400	18	22.2	4/38	-	2	18	4	14	-	1.4	45.0	3.0
BARRITT Henry	9	8	37.5	3	171	15	11.4	4/25	-	4	19	10	3	1	1.9	15.1	4.5
MONAGHAN Scott	12	12	104	23	322	14	23.0	4/37	-	2	15	9	2	3	1.2	44.6	3.1
ARMAN Ben	2	2	29.3	7	73	7	10.4	4/55	-	2	39	6	1	-	3.5	25.3	2.5
BROOKER Christian	4	4	34	13	73	5	14.6	4/24	-	1	22	3	1	1	1.3	40.8	2.1
FERGUSON Haimish	12	6	23.1	4	120	4	30.0	2/13	-	-	4	1	1	2	0.7	34.8	5.2
GULATI Sandeep	2	2	23	5	55	3	18.3	2/34	-	-	17	1	1	1	1.5	46.0	2.4
MARTIN Anthony	10	5	16.1	2	74	3	24.7	2/2	-	-	4	-	1	2	0.6	32.3	4.6
TONKIN Braedon	3	2	5.5	1	41	1	41.0	1/29	-	-	6	-	1	-	0.5	35.0	7.0
MILDREN Bryan	4	2	11	1	48	1	48.0	1/35	-	-	5	-	-	1	0.5	66.0	4.4
FERGUSON Lachlan	2	2	25	4	76	1	76.0	1/38	-	-	6	1	-	-	0.5	150.0	3.0
GIBBIE Chris	1	1	2	-	7	-	-	-	-	-	-	-	-	-	0.0	0.0	3.5
CONROY Jason	1	2	4	-	21	-	-	-	-	-	-	-	-	-	0.0	0.0	5.3
WILSON Gary	9	1	3	-	25	-	-	-	-	-	-	-	-	-	0.0	0.0	8.3
CORNELISSEN Jack	2	2	5	-	31	-	-	-	-	-	-	-	-	-	0.0	0.0	6.2
TEMBY Paul	13	2	7.1	1	32	-	-	-	-	-	-	-	-	-	0.0	0.0	4.5

2015/16 RUNS FROM EACH BATTING POSITION IN B GRADE

Player Name	Gam	Opener	No.3	No.4	No.5	No.6	No.7	No.8	No.9	No.10	No.11
WILSON Gary	9	-@ -	-@ -	-@ -	114@114	-@ 0	237@ 79	4@ 4	-@ -	-@ -	-@ -
FERGUSON Haimish	12	216@ 27	-@ -	36@ 18	52@ 52	-@ -	-@ -	-@ -	-@ -	-@ -	-@ -
DEY Richard	13	-@ 0	-@ -	7@ 7	87@ 17	-@ -	29@ 29	78@ -	16@ 16	-@ -	-@ -
TEMBY Paul	13	-@ -	-@ -	-@ -	-@ -	109@ 12	102@ 34	-@ -	-@ -	-@ -	-@ -
PALMER Dave	9	33@ 8	137@137	-@ -	-@ -	-@ -	25@ 25	15@ 15	-@ -	-@ -	-@ -
MONAGHAN Scott	12	37@ 37	76@ 11	69@ 35	3@ 3	-@ -	-@ -	-@ -	-@ -	-@ -	-@ -
MARTIN Anthony	10	121@ 17	-@ -	11@ 11	-@ -	-@ -	-@ -	8@ 8	-@ -	-@ -	-@ -
MARSHALL Ashley	11	-@ -	-@ -	-@ -	-@ -	-@ -	-@ -	31@ 16	45@ -	47@ 12	-@ -
BRUSNAHAN Dale	13	-@ -	-@ -	-@ -	-@ -	17@ 17	30@ 30	1@ 1	22@ 11	4@ -	35@ -
BARRITT Henry	9	-@ -	19@ 10	-@ -	8@ 8	-@ -	-@ -	62@ 31	6@ 3	-@ -	-@ -
BARLEY James	2	76@ 38	-@ -	-@ -	-@ -	-@ -	-@ -	-@ -	-@ -	-@ -	-@ -
SPANTON Troy	8	23@ 8	-@ -	15@ 8	25@ -	-@ -	-@ -	7@ 4	-@ -	-@ -	-@ -

2015/16 MOST MINUTES PER INNINGS IN B GRADE

Rank	Player Name	Gam	All Inn	Timed Inn	Total Minutes	Minutes per Inning	Runs per Minute
1	CRAIGIE Grant	1	1	1	61	61.00	0.525
2	FERGUSON Lachlan	2	2	2	120	60.00	0.458
3	BARLEY James	2	2	2	115	57.50	0.661
4	GIBBIE Chris	1	1	1	57	57.00	0.298
5	WILSON Gary	9	9	9	478	53.11	0.743
6	PALMER Dave	9	8	8	406	50.75	0.517
7	FERGUSON Haimish	12	11	11	557	50.64	0.546
8	DEY Richard	13	12	12	562	46.83	0.386
9	MARTIN Anthony	10	9	9	352	39.11	0.398
10	SPANTON Troy	8	8	8	297	37.13	0.236

2015/16 BEST PARTNERSHIPS IN B GRADE

Rank	Wkt	Runs	Player Names	GrDv	Opposition	Rnd	Year
1	2nd	130	FERGUSON Haimish 83 & PALMER Dave 68	B 4	ICC SHARKS	9	2015/16
2	8th	118*	MARSHALL Ashley 45* & DEY Richard 66*	B 4	MORPHETT VALE	6	2015/16
3	5th	76	TEMBY Paul 41 & WILSON Gary 72	B 4	MORPHETT VALE	6	2015/16
4	9th	67*	MARSHALL Ashley 15* & WILSON Gary 75*	B 4	MITCHELL PARK	FS	2015/16
5	7th	66	TEMBY Paul 60 & BARRITT Henry 61	B 4	BELAIR	2	2015/16
6	3rd	63	BARLEY James 58 & FERGUSON Haimish 24	B 4	NORTH HAVEN	5	2015/16
7	2nd	63	MONAGHAN Scott 37 & PALMER Dave 69*	B 4	BELAIR	11	2015/16
8	3rd	63	BROOKER Christian 31 & PALMER Dave 69*	B 4	BELAIR	11	2015/16
9	1st	63	FERGUSON Haimish 36 & PALMER Dave 27	B 4	MITCHELL PARK	FS	2015/16
10	4th	61*	WILSON Gary 42* & PALMER Dave 69*	B 4	BELAIR	11	2015/16
11	4th	56	MONAGHAN Scott 42 & FERGUSON Haimish 52	B 4	ADELAIDE CAVAL	4	2015/16
12	9th	55	BARRITT Henry 61 & MILDREN Bryan 10*	B 4	BELAIR	2	2015/16
13	3rd	46	FERGUSON Haimish 40 & BROOKER Christian 21	B 4	ICC SHARKS	GF	2015/16
14	7th	45	DEY Richard 29 & MARSHALL Ashley 25	B 4	ST GEORGE	3	2015/16
15	6th	45	DEY Richard 23 & WILSON Gary 35*	B 4	SHEIDOW PARK	7	2015/16

2015/16 BATTING STATISTICS IN C GRADE

Player Name	Ga	Batting			Ave	Innings Scores					Pshps 10050	% Tm	% Cr	ScoreStrokes			Fld Ct	W'Keeping			
		Inn	NO	Runs		Hi	100	50	30	0				6's	4's	1's		Ct	St	Bye	Gam
PANSINI Angelo	10	10	2	309	38.6	91*	-	3	-	-	1	-	21	62	27	20	45	5	-	-	-
CRAIGIE Grant	10	11	3	223	27.9	60*	-	1	1	1	1	2	15	44	8	23	61	4	-	-	-
CONLEY Andrew	9	10	1	223	24.8	58	-	1	2	-	-	3	15	38	4	28	63	1	-	-	-
TONKIN Andrew	10	7	1	142	23.7	49	-	-	1	1	-	1	10	58	4	19	28	-	-	2	1
WILSON Gary	2	2	1	133	133.0	72	-	2	-	-	-	3	31	57	10	12	15	-	-	-	-
MARKS Greg	10	7	2	107	21.4	46*	-	-	2	2	-	-	7	48	1	16	21	-	8	2	35
SPANTON Troy	4	3	1	73	36.5	43	-	-	2	-	-	1	11	37	-	7	29	2	-	-	-
CONROY Jason	7	6	1	70	14.0	29	-	-	-	2	-	-	6	37	1	6	23	5	-	-	-
GREEN Anthony	10	4	1	68	22.7	29*	-	-	-	-	-	-	5	43	-	6	22	3	-	-	-
MONAHAN Phil	5	5	1	44	11.0	28	-	-	-	1	-	-	6	32	-	7	14	1	-	-	-
GIBBIE Dom	8	5	-	32	6.4	14	-	-	-	1	-	-	2	33	-	3	14	-	-	-	-
SCOTT Ron	4	3	2	26	26.0	18*	-	-	-	1	-	-	5	33	-	2	9	1	-	-	-
BROWNE Noel	7	3	-	26	8.7	14	-	-	-	1	-	-	2	55	-	5	4	6	-	-	-
TONKIN Braedon	5	4	-	23	5.8	16	-	-	-	-	-	3	49	1	2	3	1	-	-	-	-
BROOKER Christian	2	1	-	15	15.0	15	-	-	-	-	-	5	50	-	3	3	-	-	-	-	-
WILKIN Anthony	11	5	-	11	2.2	10	-	-	-	3	-	-	1	31	-	2	3	4	-	-	-
TRUSCOTT Chad	3	1	-	10	10.0	10	-	-	-	-	-	-	2	43	-	1	4	1	-	-	-
MARTIN Anthony	1	1	-	8	8.0	8	-	-	-	-	-	-	9	28	-	-	2	-	-	-	-
SCHMIAUKE Marc	1	1	-	4	4.0	4	-	-	-	-	-	-	2	10	-	1	-	-	-	-	-
GIBBIE Chris	3	2	-	3	1.5	2	-	-	-	-	-	1	75	-	-	1	-	-	-	-	-
RUSSELL Nic	2	1	-	2	2.0	2	-	-	-	-	-	1	40	-	-	2	1	-	-	-	-
GULATI Sandeep	2	1	1	1	-	1*	-	-	-	-	-	0	33	-	-	1	1	-	-	-	-
BATES Simon	1	-	-	0	-	-	-	-	-	-	-	0	-	-	-	-	-	-	-	-	-
ARMAN Ben	1	-	-	0	-	-	-	-	-	-	-	0	-	-	-	-	-	-	-	-	-

2015/16 BOWLING STATISTICS IN C GRADE

Player Name	Ga	Bowling			Mdn	Runs	Wkt	Ave	Innings Fig			% Tm	How Out				Wkt/ InnB	Ball/ Wkt	Run/ Over
		Inn	Overs	Runs					Best	5w	3w		Ct	Bo	Lb	St			
WILKIN Anthony	11	12	125	35	303	19	15.9	6/32	1	-	19	8	11	-	-	-	1.6	39.5	2.4
PANSINI Angelo	10	10	95.1	15	311	18	17.3	5/18	2	1	20	6	9	3	-	-	1.8	31.7	3.3
GREEN Anthony	10	11	103.2	17	302	17	17.8	3/14	-	4	18	10	6	1	-	-	1.5	36.5	2.9
BROWNE Noel	7	7	81	12	281	13	21.6	3/5	-	2	22	8	3	-	2	-	1.9	37.4	3.5
TRUSCOTT Chad	3	3	37	9	87	6	14.5	3/49	-	1	23	3	3	-	-	-	2.0	37.0	2.4
GULATI Sandeep	2	2	14	4	26	4	6.5	3/21	-	1	21	1	2	1	-	-	2.0	21.0	1.9
TONKIN Andrew	10	3	10.2	2	54	4	13.5	3/14	-	1	4	2	2	-	-	-	1.3	15.5	5.2
ARMAN Ben	1	1	9.2	4	12	3	4.0	3/12	-	1	15	2	-	1	-	-	3.0	18.7	1.3
BROOKER Christian	2	1	14	1	46	3	15.3	3/46	-	1	12	-	3	-	-	-	3.0	28.0	3.3
CONROY Jason	7	5	22	2	117	3	39.0	3/53	-	1	6	2	-	1	-	-	0.6	44.0	5.3
SCOTT Ron	4	4	26.3	6	75	2	37.5	1/8	-	-	6	1	1	-	-	-	0.5	79.5	2.8
SCHMIAUKE Marc	1	1	8	-	27	1	27.0	1/27	-	-	11	1	-	-	-	-	1.0	48.0	3.4
TONKIN Braedon	5	5	38	6	189	1189.0	-	1/42	-	-	2	1	-	-	-	-	0.2	228.0	5.0
GIBBIE Dom	8	1	3	-	12	-	-	-	-	-	-	-	-	-	-	-	0.0	0.0	4.0
MONAHAN Phil	5	3	7	3	15	-	-	-	-	-	-	-	-	-	-	-	0.0	0.0	2.1
MARTIN Anthony	1	1	10	1	20	-	-	-	-	-	-	-	-	-	-	-	0.0	0.0	2.0
RUSSELL Nic	2	1	5	-	24	-	-	-	-	-	-	-	-	-	-	-	0.0	0.0	4.8
GIBBIE Chris	3	1	4	-	24	-	-	-	-	-	-	-	-	-	-	-	0.0	0.0	6.0
CONLEY Andrew	9	1	4	-	26	-	-	-	-	-	-	-	-	-	-	-	0.0	0.0	6.5

2015/16 RUNS FROM EACH BATTING POSITION IN C GRADE

Player Name	Gam	Opener	No.3	No.4	No.5	No.6	No.7	No.8	No.9	No.10	No.11
PANSINI Angelo	10	132@ 66	119@ 60	55@ 18	3@ 3	@ -	@ -	@ -	@ -	@ -	@ -
CRAIGIE Grant	10	@ -	30@ 10	105@ 53	88@ 29	@ -	@ -	@ -	@ -	@ -	@ -
CONLEY Andrew	9	223@ 25	@ -	@ -	@ -	@ -	@ -	@ -	@ -	@ -	@ -
TONKIN Andrew	10	57@ 29	@ -	@ -	@ -	85@ 21	@ -	@ -	@ -	@ -	@ -
WILSON Gary	2	@ -	72@ 72	61@ -	@ -	@ -	@ -	@ -	@ -	@ -	@ -
MARKS Greg	10	1@ 1	@ -	@ -	@ -	46@ -	60@ 15	@ -	@ -	@ -	@ -
SPANTON Troy	4	@ -	43@ 43	@ -	30@ 30	@ -	@ -	@ -	@ -	@ -	@ -
CONROY Jason	7	@ -	4@ 4	@ -	@ -	@ 0	29@ 29	37@ 37	@ -	@ 0	@ -
GREEN Anthony	10	@ -	@ -	@ -	@ -	@ -	@ -	51@ 26	17@ 17	@ -	@ -
MONAHAN Phil	5	41@ 10	@ -	3@ -	@ -	@ -	@ -	@ -	@ -	@ -	@ -
GIBBIE Dom	8	20@ 7	12@ 6	@ -	@ -	@ -	@ -	@ -	@ -	@ -	@ -

2015/16 MOST MINUTES PER INNINGS IN C GRADE

Rank	Player Name	Gam	All Inn	Timed Inn	Total Minutes	Minutes per Inning	Runs per Minute
1	WILSON Gary	2	2	2	165	82.50	0.806
2	MARTIN Anthony	1	1	1	81	81.00	0.099
3	SPANTON Troy	4	3	3	228	76.00	0.320
4	CONLEY Andrew	9	10	10	555	55.50	0.402
5	GREEN Anthony	10	4	4	184	46.00	0.370
6	GIBBIE Dom	8	5	5	213	42.60	0.150
7	CRAIGIE Grant	10	11	11	439	39.91	0.508
8	SCOTT Ron	4	3	3	100	33.33	0.260
9	PANSINI Angelo	10	10	10	328	32.80	0.942
10	TONKIN Andrew	10	7	7	229	32.71	0.620

2015/16 BEST PARTNERSHIPS IN C GRADE

Rank	Wkt	Runs	Player Names	GrDv	Opposition	Rnd	Year
1	3rd	117*	CRAIGIE Grant 60* & PANSINI Angelo 91*	C 6	PLYMPTON FOOTB	11	2015/16
2	2nd	79	CONLEY Andrew 58 & WILSON Gary 72	C 6	NORTH HAVEN	5	2015/16
3	1st	77	TONKIN Andrew 49 & CONLEY Andrew 58	C 6	NORTH HAVEN	5	2015/16
4	4th	74	SPANTON Troy 43 & CRAIGIE Grant 47	C 6	MITCHELL PARK	7	2015/16
5	3rd	61	CONLEY Andrew 25 & WILSON Gary 61*	C 6	SOUTH ROAD	3	2015/16
6	4th	52*	CRAIGIE Grant 20* & WILSON Gary 61*	C 6	SOUTH ROAD	3	2015/16
7	7th	48*	CONROY Jason 17* & MARKS Greg 46*	C 6	NORTH HAVEN	5	2015/16
8	2nd	45	CONLEY Andrew 4 & PANSINI Angelo 91*	C 6	PLYMPTON FOOTB	11	2015/16
9	5th	44	TONKIN Andrew 26 & CRAIGIE Grant 15	C 6	MORPHETTVILLE	4	2015/16
10	2nd	43	CRAIGIE Grant 19 & PANSINI Angelo 54*	C 6	SHEIDOW PARK	1	2015/16
11	3rd	43	WILSON Gary 72 & PANSINI Angelo 22	C 6	NORTH HAVEN	5	2015/16

2015/16 BATTING STATISTICS IN D GRADE

Player Name	Ga	Batting				Innings Scores				Pshps	%Tm	%Cr	Score			Fld	W'Keeping			
		Inn	NO	Runs	Ave	Hi	100	50	30				6's	4's	1's		Ct	St	Bye	Gam
HUGHES Peter	11	10	1	364	40.4	125	1	-	4	2	3	18	37	1	52	89	-	-	-	-
CORNELISSEN Jack	11	8	1	299	42.7	88	-	3	-	-	3	15	55	9	33	60	10	-	-	-
HARRIS Glenn	12	10	-	278	27.8	126	1	1	-	1	3	12	51	6	39	59	3	4	1	7
PANSINI Angelo	2	2	1	222	222.0	212*	1	-	-	1	-	51	81	17	20	18	-	-	-	-
CLARIDGE Daniel	12	10	2	130	16.3	61	-	1	-	2	-	6	39	2	13	30	4	3	-	9
RUSSELL Nic	3	2	-	94	47.0	91	-	1	-	-	2	15	57	4	12	14	1	-	-	-
CASEY Aaron	10	5	-	89	17.8	29	-	-	-	1	-	5	53	4	11	13	6	-	-	-
TYNSKI Simon	6	4	-	82	20.5	55	-	1	-	-	1	7	52	1	11	21	1	-	-	-
SMITH Tim	11	8	3	73	14.6	31*	-	-	1	-	1	3	30	-	5	32	-	5	-	30
GIBBIE Chris	1	1	-	63	63.0	63	-	1	-	-	1	22	68	2	10	5	-	-	-	-
TONKIN Braedon	3	2	-	46	23.0	46	-	-	1	1	-	9	58	5	3	4	4	-	-	-
BATES Simon	9	6	1	45	9.0	19	-	-	-	1	-	3	26	-	6	13	5	-	-	-
CONROY Jason	3	3	2	40	40.0	18*	-	-	-	-	-	7	31	-	4	14	-	-	-	-
SMITH John	4	2	2	30	-	20*	-	-	-	-	1	3	20	-	3	14	-	-	-	-
SCOTT Ron	6	4	-	30	7.5	18	-	-	-	1	-	3	27	-	4	6	-	-	-	-
GIBBIE Dom	2	2	-	26	13.0	20	-	-	-	-	1	4	38	-	4	10	-	-	-	-
BORLAND Daniel	6	3	-	25	8.3	14	-	-	-	1	-	2	58	1	3	7	3	-	-	-
MILDREN Bryan	3	2	1	21	21.0	15*	-	-	-	-	-	3	41	1	1	9	2	-	-	-
BRYSON Brett	12	5	1	19	4.8	10*	-	-	-	1	-	1	28	-	2	9	4	-	-	-
SWIFT Andrew	3	2	-	18	9.0	18	-	-	-	1	-	3	31	-	3	2	-	-	-	-
ARMAN Sam	5	4	1	15	5.0	9	-	-	-	-	2	22	-	2	5	-	-	-	-	-
THARALDSEN Joshua	4	2	1	9	9.0	9	-	-	-	-	1	47	-	1	3	2	-	-	-	-
BARRITT Henry	2	1	-	2	2.0	2	-	-	-	-	1	17	-	-	-	-	-	-	-	-
PALMER Edward	1	-	-	0	-	-	-	-	-	-	0	-	-	-	-	-	-	-	-	-
JEYNES Steve	1	-	-	0	-	-	-	-	-	-	0	-	-	-	-	-	-	-	-	-
SCHMIAUKE Marc	1	-	-	0	-	-	-	-	-	-	0	-	-	-	-	-	-	-	-	-

2015/16 BOWLING STATISTICS IN D GRADE

Player Name	Ga	Bowling				Innings				%Tm	How				Wkt/Inn	Ball/Wkt	Run/Over
		Inn	Overs	Mdn	Runs	Wkt	Ave	Best	5w	3w	Ct	Bo	Lb	St			
CORNELISSEN Jack	11	14	108.2	38	210	28	7.5	5/6	1	4	22	6	19	3	2.0	23.2	1.9
BYRON Brett	12	15	113.3	21	356	28	12.7	6/35	2	1	21	12	11	5	1.9	24.3	3.1
HARRIS Glenn	12	9	47.4	5	177	14	12.6	5/42	1	1	10	10	4	-	1.6	20.4	3.7
CASEY Aaron	10	8	43.4	7	138	9	15.3	2/8	-	-	8	7	2	-	1.1	29.1	3.2
PANSINI Angelo	2	2	19.2	6	30	8	3.8	7/7	1	-	28	3	3	2	4.0	14.5	1.6
SCOTT Ron	6	7	50.2	15	100	8	12.5	3/19	-	1	12	2	3	3	1.1	37.8	2.0
CLARIDGE Daniel	12	11	65	11	205	7	29.3	3/48	-	1	5	5	2	-	0.6	55.7	3.2
MILDREN Bryan	3	4	22.4	7	59	5	11.8	3/10	-	1	12	3	1	1	1.3	27.2	2.6
CONROY Jason	3	2	11	2	28	7	7.0	3/22	-	1	13	1	1	1	2.0	16.5	2.5
GIBBIE Chris	1	1	13.2	2	46	4	11.5	4/46	-	1	44	3	1	-	4.0	20.0	3.5
TONKIN Braedon	3	3	20	1	75	3	25.0	3/60	-	1	10	1	2	-	1.0	40.0	3.8
RUSSELL Nic	3	3	13	1	93	3	31.0	2/48	-	-	11	2	1	-	1.0	26.0	7.2
JEYNES Steve	1	1	3	2	1	2	0.5	2/1	-	-	14	-	1	1	2.0	9.0	0.3
SMITH John	4	3	9	3	26	2	13.0	2/2	-	-	4	1	-	1	0.7	27.0	2.9
BARRITT Henry	2	1	4	1	5	1	5.0	1/5	-	-	5	1	-	-	1.0	24.0	1.3
SCHMIAUKE Marc	1	1	4	-	10	1	10.0	1/10	-	-	5	1	-	-	1.0	24.0	2.5
BATES Simon	9	1	2	-	21	1	21.0	1/21	-	-	1	1	-	-	1.0	12.0	10.5
ARMAN Sam	5	2	7	1	41	1	41.0	1/21	-	-	2	-	1	-	0.5	42.0	5.9
THARALDSEN Joshua	4	3	12	1	52	1	52.0	1/22	-	-	2	1	-	-	0.3	72.0	4.3
TYNSKI Simon	6	1	4	-	14	-	-	-	-	-	-	-	-	-	0.0	0.0	3.5
SMITH Tim	11	4	15	1	57	-	-	-	-	-	-	-	-	-	0.0	0.0	3.8

2015/16 RUNS FROM EACH BATTING POSITION IN D GRADE

Player Name	Gam	Opener	No.3	No.4	No.5	No.6	No.7	No.8	No.9	No.10	No.11
HUGHES Peter	11	364@ 40	-@ -	-@ -	-@ -	-@ -	-@ -	-@ -	-@ -	-@ -	-@ -
CORNELISSEN Jack	11	-@ -	25@ 25	-@ -	75@ 75	191@ 48	8@ 8	-@ -	-@ -	-@ -	-@ -
HARRIS Glenn	12	149@ 37	-@ -	129@ 22	-@ -	-@ -	-@ -	-@ -	-@ -	-@ -	-@ -
PANSINI Angelo	2	212@ -	10@ 10	-@ -	-@ -	-@ -	-@ -	-@ -	-@ -	-@ -	-@ -
CLARIDGE Daniel	12	-@ -	-@ -	21@ 7	78@ 39	11@ 11	-@ -	4@ 4	16@ 16	-@ -	-@ -
RUSSELL Nic	3	-@ -	94@ 47	-@ -	-@ -	-@ -	-@ -	-@ -	-@ -	-@ -	-@ -
CASEY Aaron	10	-@ -	-@ -	-@ -	42@ 14	20@ 20	-@ -	27@ 27	-@ -	-@ -	-@ -
TYNSKI Simon	6	-@ -	-@ -	-@ -	1@ 1	-@ -	81@ 27	-@ -	-@ -	-@ -	-@ -
SMITH Tim	11	20@ 4	-@ -	-@ -	-@ -	-@ -	-@ -	-@ -	53@ -	-@ -	-@ -
GIBBIE Chris	1	-@ -	-@ -	-@ -	63@ 63	-@ -	-@ -	-@ -	-@ -	-@ -	-@ -

2015/16 MOST MINUTES PER INNINGS IN D GRADE

Rank	Player Name	Gam	All Inn	Timed Inn	Total Minutes	Minutes per Inning	Runs per Minute
1	HUGHES Peter	11	10	10	730	73.00	0.499
2	RUSSELL Nic	3	2	2	132	66.00	0.712
3	SMITH John	4	2	2	116	58.00	0.259
4	GIBBIE Chris	1	1	1	56	56.00	1.125
5	PANSINI Angelo	2	2	2	112	56.00	1.982
6	CORNELISSEN Jack	11	8	8	388	48.50	0.771
7	HARRIS Glenn	12	10	10	457	45.70	0.608
8	BATES Simon	9	6	6	237	39.50	0.190
9	GIBBIE Dom	2	2	2	77	38.50	0.338
10	CLARIDGE Daniel	12	10	10	349	34.90	0.372

2015/16 BEST PARTNERSHIPS IN D GRADE

Rank	Wkt	Runs	Player Names	GrDv	Opposition	Rnd	Year
1	1st	260*	PANSINI Angelo 212* & HUGHES Peter 40*	D 7	HAMILTON	2	2015/16
2	1st	211	HARRIS Glenn 126 & HUGHES Peter 125	D 7	WOODCROFT	FS	2015/16
3	4th	92	GIBBIE Chris 63 & HARRIS Glenn 94	D 7	PLYMPTON FOOTB	3	2015/16
4	4th	79	CLARIDGE Daniel 17 & RUSSELL Nic 91	D 7	COVE	8	2015/16
5	2nd	74	CORNELISSEN Jack 25 & HUGHES Peter 125	D 7	WOODCROFT	FS	2015/16
6	7th	70	TYNSKI Simon 55 & SMITH John 20*	D 7	COVE	8	2015/16
7	8th	60	CORNELISSEN Jack 73 & SMITH Tim 21*	D 7	NORTH HAVEN	10	2015/16
8	3rd	59	GIBBIE Dom 20 & HARRIS Glenn 94	D 7	PLYMPTON FOOTB	3	2015/16
9	5th	55	HUGHES Peter 29 & CORNELISSEN Jack 88	D 7	PLYMPTON FOOTB	GF	2015/16
10	6th	53	HARRIS Glenn 94 & TONKIN Braedon 46	D 7	PLYMPTON FOOTB	3	2015/16
11	2nd	51	HUGHES Peter 46 & SWIFT Andrew 18	D 7	WOODCROFT	1	2015/16
12	7th	51	CASEY Aaron 27 & CLARIDGE Daniel 61	D 7	MITCHELL PARK	7	2015/16
13	2nd	50	BATES Simon 7 & RUSSELL Nic 91	D 7	COVE	8	2015/16
14	7th	49*	SMITH John 10* & CORNELISSEN Jack 63*	D 7	WOODCROFT	1	2015/16
15	2nd	49	HUGHES Peter 37 & CONROY Jason 18*	D 7	HAMILTON	11	2015/16

2015/16 COMBINED BATTING STATISTICS

Player Name	Ga	Batting				Innings Scores					Pshps 10050	% Tm	% Cr	Score			Strokes 6's 4's 1's	Fld Ct	W'Keeping				Gam
		Inn	NO	Runs	Ave	Hi	100	50	30	0				10050	6's	4's			1's	Ct	St	Bye	
PANSINI Angelo	12	12	3	531	59.0	212*	1	3	-	-	2	-	28	69	44	40	63	5	-	-	-	-	
WILSON Gary	12	12	4	507	63.4	75*	-	6	2	1	-	6	22	59	31	52	65	4	-	-	4	1	
BELSAK Andrew	10	11	-	398	36.2	117	1	2	1	-	2	1	21	59	12	48	70	4	-	-	-	-	
HUGHES Peter	13	12	1	389	35.4	125	1	-	4	-	2	3	17	39	1	54	97	4	-	-	-	-	
FERGUSON Haimish	12	11	-	304	27.6	83	-	2	2	1	1	3	13	52	3	41	64	2	5	-	37	11	
CORNELISSEN Jack	13	10	1	299	33.2	88	-	3	-	2	-	3	13	55	9	33	60	14	-	-	-	-	
HARRIS Glenn	12	10	-	278	27.8	126	1	1	-	1	1	3	12	51	6	39	59	3	4	1	7	6	
CRAIGIE Grant	11	12	3	255	28.3	60*	-	1	2	1	1	2	15	44	8	27	72	4	-	-	-	-	
SCHMIAUKE Marc	7	6	-	248	41.3	88	-	2	2	-	2	1	17	48	3	36	43	1	-	-	-	-	
PALMER Dave	13	13	2	224	20.4	69*	-	2	-	1	1	4	9	38	6	23	48	3	-	-	-	-	
CONLEY Andrew	9	10	1	223	24.8	58	-	1	2	-	-	3	15	38	4	28	63	1	-	-	-	-	
DEY Richard	13	12	3	217	24.1	66*	-	1	-	1	1	-	9	41	8	25	47	3	-	-	1	1	
SCHULTZ Kristian	11	11	-	216	19.6	70	-	1	1	-	-	4	10	41	5	19	59	2	-	-	-	-	
TEMBY Paul	13	12	-	211	17.6	60	-	1	1	1	-	2	8	59	6	32	33	2	-	1	13	2	
MONAGHAN Scott	13	14	1	210	16.2	42	-	-	3	-	-	2	8	45	2	33	31	7	-	-	-	-	
BARLEY James	7	9	1	198	24.8	58	-	2	-	-	-	2	14	66	7	24	27	3	-	-	-	-	
FERGUSON Lachlan	10	10	1	186	20.7	47	-	-	3	2	-	1	10	53	3	17	48	5	-	1	3	1	
WOODS Daniel	8	10	2	181	22.6	78*	-	1	-	1	-	1	11	43	-	25	35	2	-	-	-	-	
BALYM Anton	11	10	-	174	17.4	46	-	-	3	-	-	3	8	41	1	18	50	-	6	8	27	11	
MARTIN Anthony	11	10	-	148	14.8	39	-	-	2	-	-	-	7	39	-	18	36	2	-	-	-	-	
SPANTON Troy	12	11	2	143	15.9	43	-	-	2	1	-	1	7	30	-	17	42	4	-	-	-	-	
TONKIN Andrew	10	7	1	142	23.7	49	-	-	1	1	-	1	10	58	4	19	28	-	-	-	2	1	
CLARIDGE Daniel	12	10	2	130	16.3	61	-	1	-	2	-	2	6	39	2	13	30	4	3	-	9	6	
MARSHALL Ashley	13	12	4	128	16.0	45*	-	-	1	3	1	1	5	40	2	15	42	4	-	-	-	-	
DENIET Josh	11	11	3	120	15.0	46	-	-	1	3	-	-	6	59	3	13	24	1	-	-	-	-	
BODEN Nick	9	11	1	117	11.7	32	-	-	1	-	-	2	7	30	1	13	36	5	-	-	-	-	
CONROY Jason	12	9	3	110	18.3	29	-	-	-	2	-	-	5	34	1	10	37	5	-	-	-	-	
BRUSNAHAN Dale	13	10	5	109	21.8	30	-	-	1	1	-	-	4	54	-	15	27	4	-	-	-	-	
BROOKER Christian	10	8	2	109	18.2	40*	-	-	2	2	-	1	6	42	1	14	29	3	-	-	-	-	
MARKS Greg	10	7	2	107	21.4	46*	-	-	2	2	-	-	7	48	1	16	21	-	8	2	35	9	
BARRITT Henry	11	8	-	97	12.1	61	-	1	-	1	-	2	5	35	-	8	37	3	-	-	-	-	
RUSSELL Nic	5	3	-	96	32.0	91	-	1	-	-	-	2	11	57	4	12	16	2	-	-	-	-	
CASEY Aaron	10	5	-	89	17.8	29	-	-	-	1	-	1	5	53	4	11	13	6	-	-	-	-	
GIBBIE Chris	6	4	-	83	20.8	63	-	1	-	-	-	1	8	52	2	12	13	-	-	-	-	-	
TYNSKI Simon	6	4	-	82	20.5	55	-	1	-	-	-	1	7	52	1	11	21	1	-	-	-	-	
SMITH Tim	11	8	3	73	14.6	31*	-	-	1	-	-	1	3	30	-	5	32	-	5	-	30	6	
TONKIN Braedon	11	7	-	69	9.9	46	-	-	1	2	-	1	4	54	6	5	7	5	-	-	-	-	
GREEN Anthony	10	4	1	68	22.7	29*	-	-	-	-	-	-	5	43	-	6	22	3	-	-	-	-	
WILLIAMS Rowan	11	11	4	68	9.7	27	-	-	-	4	-	-	3	62	3	8	10	5	-	-	-	-	
GIBBIE Dom	10	7	-	58	8.3	20	-	-	-	1	-	1	3	35	-	7	24	-	-	-	-	-	
SCOTT Ron	10	7	2	56	11.2	18*	-	-	-	2	-	-	4	29	-	6	15	1	-	-	-	-	
MAHONEY David	7	5	1	47	11.8	26	-	-	-	1	-	-	4	42	-	5	12	-	-	-	-	-	
BATES Simon	10	6	1	45	9.0	19	-	-	-	1	-	1	2	26	-	6	13	5	-	-	-	-	
MONAHAN Phil	6	5	1	44	11.0	28	-	-	-	1	-	-	5	32	-	7	14	1	-	-	-	-	
LIPSETT Wes	1	1	-	38	38.0	38	-	-	1	-	-	-	18	45	-	8	2	-	-	-	-	-	
MILDREN Bryan	7	4	3	34	34.0	15*	-	-	-	-	-	1	2	30	1	2	16	3	1	-	13	1	
SMITH John	4	2	2	30	-	20*	-	-	-	-	-	1	3	20	-	3	14	-	-	-	-	-	
BROWNE Noel	7	3	-	26	8.7	14	-	-	-	1	-	-	2	55	-	5	4	6	-	-	-	-	
BORLAND Daniel	6	3	-	25	8.3	14	-	-	-	1	-	-	2	58	1	3	7	3	-	-	-	-	
MATTHEWS Jacob	8	7	3	23	5.8	8	-	-	-	1	-	-	2	32	-	1	12	3	-	-	-	-	
BRYSON Brett	12	5	1	19	4.8	10*	-	-	-	1	-	-	1	28	-	2	9	4	-	-	-	-	
SWIFT Andrew	3	2	-	18	9.0	18	-	-	-	1	-	1	3	31	-	3	2	-	-	-	-	-	
ARMAN Sam	5	4	1	15	5.0	9	-	-	-	-	-	-	2	22	-	2	5	-	-	-	-	-	
WILKIN Anthony	11	5	-	11	2.2	10	-	-	-	3	-	-	1	31	-	2	3	4	-	-	-	-	
TRUSCOTT Chad	3	1	-	10	10.0	10	-	-	-	-	-	-	2	43	-	1	4	1	-	-	-	-	
THARALDSEN Joshua	4	2	1	9	9.0	8	-	-	-	-	-	-	1	47	-	1	3	2	-	-	-	-	
GULATI Sandeep	5	3	1	7	3.5	5	-	-	-	-	-	-	1	50	-	1	3	1	-	-	-	-	
DAVIDSON Phil	1	1	-	4	4.0	4	-	-	-	-	-	-	2	67	-	1	-	-	-	-	-	-	
ISLAM Robiul	3	2	-	2	1.0	2	-	-	-	1	-	-	0	50	-	-	-	2	-	-	-	-	
ARMAN Ben	8	5	2	2	0.7	2*	-	-	-	3	-	-	0	5	-	-	2	2	-	-	-	-	
PALMER Edward	1	-	-	0	-	-	-	-	-	-	-	-	0	-	-	-	-	-	-	-	-	-	
JEYNES Steve	1	-	-	0	-	-	-	-	-	-	-	-	0	-	-	-	-	-	-	-	-	-	

2015/16 BEST BATTING/BOWLING ALL-ROUNDERS IN SEASON

Rank	Player Name	Gam	Batting Runs	Ave	Bowling Wkts Ave	COTY Points	ALLrnd Matches 50&5 40&4 30&3
250 RUNS & 25 WICKETS							
1	PANSINI Angelo	12	531	59.0	26 13.1	895	3 - -
2	CORNELISSEN Jack	13	299	33.2	28 8.6	691	- 1 -
150 RUNS & 15 WICKETS							
3	MONAGHAN Scott	13	210	16.2	15 22.4	420	- - 1

2015/16 BEST BATTING/BOWLING ALL-ROUNDERS IN A MATCH

Rank	Player Name	Batting	Bowling	COTY pts	GDv	Opposition	Rnd	Year
50 RUNS & 5 WICKETS								
1	PANSINI Angelo	212*	7/7	310	D 7	HAMILTON	2	2015/16
2	PANSINI Angelo	64	5/29 & 1/29	148	C 6	COROMANDEL RAM	9	2015/16
3	PANSINI Angelo	54*	1/14 & 5/18	138	C 6	SHEIDOW PARK	1	2015/16
40 RUNS & 4 WICKETS								
4	CORNELISSEN Jack	63*	1/27 & 3/12	119	D 7	WOODCROFT	1	2015/16
5	GIBBIE Chris	63	4/46	119	D 7	PLYMPTON FOOTB	3	2015/16
6	BELSAK Andrew	43	4/33	99	A 2	GLENELG ANA	11	2015/16
30 RUNS & 3 WICKETS								
7	TONKIN Braedon	46	3/60	88	D 7	PLYMPTON FOOTB	3	2015/16
8	MONAGHAN Scott	42	2/35 & 1/8	84	B 4	ADELAIDE CAVAL	4	2015/16

2015/16 COMBINED BOWLING STATISTICS

Player Name	Ga	Bowling					Innings Fig			% Tm	How Out				Wkt/ InnB	Ball/ Wkt	Run/ Over
		Inn	Overs	Mdn	Runs	Wkt Ave	Best	5w	3w		Ct	Bo	Lb	St			
CORNELISSEN Jack	13	16	113.2	38	241	28 8.6	5/6	1	4	19	6	19	3	-	1.8	24.3	2.1
BRYSON Brett	12	15	113.3	21	356	28 12.7	6/35	2	1	21	12	11	5	-	1.9	24.3	3.1
PANSINI Angelo	12	12	114.3	21	341	26 13.1	7/7	3	1	22	9	12	5	-	2.2	26.4	3.0
MARSHALL Ashley	13	13	124.2	38	307	25 12.3	5/9	1	3	24	13	8	3	1	1.9	29.8	2.5
WILKIN Anthony	11	12	125	35	303	19 15.9	6/32	1	-	19	8	11	-	-	1.6	39.5	2.4
BRUSNAHAN Dale	13	13	135	27	400	18 22.2	4/38	-	2	18	4	14	-	-	1.4	45.0	3.0
ARMAN Ben	8	9	68.5	14	198	17 11.6	4/55	-	4	22	13	1	3	-	1.9	24.3	2.9
GREEN Anthony	10	11	103.2	17	302	17 17.8	3/14	-	4	18	10	6	1	-	1.5	36.5	2.9
BARRITT Henry	11	9	41.5	4	176	16 11.0	4/25	-	4	16	11	3	1	1	1.8	15.7	4.2
MONAGHAN Scott	13	13	108	24	336	15 22.4	4/37	-	2	15	10	2	3	-	1.2	43.2	3.1
HARRIS Glenn	12	9	47.4	5	177	14 12.6	5/42	1	1	10	10	4	-	-	1.6	20.4	3.7
WILLIAMS Rowan	11	14	89	21	269	13 20.7	4/52	-	2	14	5	4	2	2	0.9	41.1	3.0
BROWNE Noel	7	7	81	12	281	13 21.6	3/5	-	2	22	8	3	-	2	1.9	37.4	3.5
DENIET Josh	11	12	98	17	310	13 23.8	4/43	-	3	14	5	5	3	-	1.1	45.2	3.2
BROOKER Christian	10	10	70	16	188	12 15.7	4/24	-	2	12	6	4	2	-	1.2	35.0	2.7
FERGUSON Lachlan	10	12	85	18	255	12 21.3	5/41	1	1	14	6	5	1	-	1.0	42.5	3.0
ISLAM Robiul	3	4	35.2	7	103	11 9.4	3/12	-	3	30	5	4	2	-	2.8	19.3	2.9
SCOTT Ron	10	11	76.5	21	175	10 17.5	3/19	-	1	10	3	4	3	-	0.9	46.1	2.3
SCHULTZ Kristian	11	9	69.3	7	277	10 27.7	3/30	-	2	10	8	-	-	2	1.1	41.7	4.0
CASEY Aaron	10	8	43.4	7	138	9 15.3	2/8	-	-	8	7	2	-	-	1.1	29.1	3.2
MATTHEWS Jacob	8	7	59	9	215	9 23.9	4/53	-	1	14	2	6	-	1	1.3	39.3	3.6
BELSAK Andrew	10	8	38.5	9	108	8 13.5	4/33	-	1	11	5	1	1	1	1.0	29.1	2.8
GULATI Sandeep	5	5	43	10	109	7 15.6	3/21	-	1	15	2	3	2	-	1.4	36.9	2.5
CONROY Jason	12	9	37	4	166	7 23.7	3/22	-	2	6	3	1	2	1	0.8	31.7	4.5
CLARIDGE Daniel	12	11	65	11	205	7 29.3	3/48	-	1	5	5	2	-	-	0.6	55.7	3.2
TRUSCOTT Chad	3	3	37	9	87	6 14.5	3/49	-	1	23	3	3	-	-	2.0	37.0	2.4
MILDREN Bryan	7	6	33.4	8	107	6 17.8	3/10	-	1	10	3	1	1	1	1.0	33.7	3.2
TONKIN Braedon	11	10	63.5	8	305	5 61.0	3/60	-	1	5	2	3	-	-	0.5	76.6	4.8
TONKIN Andrew	10	3	10.2	2	54	4 13.5	3/14	-	1	4	2	2	-	-	1.3	15.5	5.2
GIBBIE Chris	6	3	19.2	2	77	4 19.3	4/46	-	1	9	3	1	-	-	1.3	29.0	4.0
FERGUSON Haimish	12	6	23.1	4	120	4 30.0	2/13	-	-	4	1	1	2	-	0.7	34.8	5.2
MARTIN Anthony	11	6	26.1	3	94	3 31.3	2/2	-	-	3	-	1	2	-	0.5	52.3	3.6
RUSSELL Nic	5	4	18	1	117	3 39.0	2/48	-	-	7	2	1	-	-	0.8	36.0	6.5
JEYNES Steve	1	1	3	2	1	2 0.5	2/1	-	-	14	-	1	1	-	2.0	9.0	0.3
SMITH John	4	3	9	3	26	2 13.0	2/2	-	-	4	1	-	1	-	0.7	27.0	2.9
SCHMIAUKE Marc	7	7	32	3	157	2 78.5	1/10	-	-	3	2	-	-	-	0.3	96.0	4.9
DAVIDSON Phil	1	1	1	-	5	1 5.0	1/5	-	-	10	-	-	-	1	1.0	6.0	5.0
BATES Simon	10	1	2	-	21	1 21.0	1/21	-	-	1	1	-	-	-	1.0	12.0	10.5
ARMAN Sam	5	2	7	1	41	1 41.0	1/21	-	-	2	-	1	-	-	0.5	42.0	5.9
THARALDSEN Joshua	4	3	12	1	52	1 52.0	1/22	-	-	2	1	-	-	-	0.3	72.0	4.3
GIBBIE Dom	10	1	3	-	12	-	-	-	-	-	-	-	-	-	0.0	0.0	4.0
TYNSKI Simon	6	1	4	-	14	-	-	-	-	-	-	-	-	-	0.0	0.0	3.5
MONAHAN Phil	6	3	7	3	15	-	-	-	-	-	-	-	-	-	0.0	0.0	2.1
BARLEY James	7	1	4	-	18	-	-	-	-	-	-	-	-	-	0.0	0.0	4.5
BALYM Anton	11	1	2	-	23	-	-	-	-	-	-	-	-	-	0.0	0.0	11.5
WILSON Gary	12	1	3	-	25	-	-	-	-	-	-	-	-	-	0.0	0.0	8.3
CONLEY Andrew	9	1	4	-	26	-	-	-	-	-	-	-	-	-	0.0	0.0	6.5
TEMBY Paul	13	2	7.1	1	32	-	-	-	-	-	-	-	-	-	0.0	0.0	4.5
SMITH Tim	11	4	15	1	57	-	-	-	-	-	-	-	-	-	0.0	0.0	3.8
WOODS Daniel	8	4	16	-	77	-	-	-	-	-	-	-	-	-	0.0	0.0	4.8

2015/16 MOST FIELDING VOTES

Rank	Player Name	Gam	1st Votes	2nd Votes	3rd Votes	Total Votes 3-2-1 basis	% of games with f/vote
1	CORNELISSEN Jack	13	3	5	-	19	61.5
2	HARRIS Glenn	12	4	2	-	16	50.0
3	CONROY Jason	12	4	1	-	14	41.7
4	MAHONEY David	7	3	2	-	13	71.4
5	WILLIAMS Rowan	11	3	2	-	13	45.5
6	MONAGHAN Scott	13	2	3	-	12	38.5
7	PALMER Dave	13	4	-	-	12	30.8

2015/16 MOST FIELD CATCHES & KEEPING DISMISSALS IN SEASON

	Rank	Player Name	Gam	FIELD Catches	Catches per Game	Innings of 4c 3c 2c
	1	CORNELISSEN Jack	13	14	1.08	- 2 1
	2	MONAGHAN Scott	13	7	0.54	- - 1
	3	BROWNE Noel	7	6	0.86	- - 2
	4	CASEY Aaron	10	6	0.60	1 - -

Rank	Player Name	Gam	Games Kept	WK DISMISSALS Ct St Total	per Game	Innings 5w 4w 3w	Total Byes	Byes/ Game	
1	BALYM Anton	11	11	6 8	14	1.27	- 1 1	27	2.45
2	MARKS Greg	10	9	8 2	10	1.11	- - -	35	3.89

2015/16 MOST FIELD CATCHES & KEEPING DISMISSALS IN AN INNINGS

Rank	Player Name	FIELD Catches	%Wkts Taken	Grade & Div	Opposition	Rnd Year
1	CASEY Aaron	5	50	D 7	HAMILTON	2 2015/16
2	TONKIN Braedon	3	33	D 7	PLYMPTON FOOTB	3 2015/16
3	CORNELISSEN Jack	3	33	D 7	MITCHELL PARK	7 2015/16
4	CORNELISSEN Jack	3	30	B 4	ICC SHARKS	9 2015/16

Rank	Player Name	W/K Ct St	DISMISSALS Total	%Wkts Taken	Grade & Div	Opposition	Rnd Year
1	BALYM Anton	1 3	4	40	A 2	GLENELG ANA	11 2015/16
2	BALYM Anton	1 2	3	43	A 2	GLENELG ANA	2 2015/16

2015/16 MOST C.O.T.Y. POINTS IN A MATCH

Rank	Player Name	COTY Points from Batting Bowling WK/Fldng			Total Points	Grade &Div	Opposition	Rnd	Year
1	PANSINI Angelo	212	98	-	310	D 7	HAMILTON	2	2015/16
2	PANSINI Angelo	64	84	40	188	C 6	COROMANDEL RAM	9	2015/16
3	HARRIS Glenn	126	-	50	176	D 7	WOODCROFT	FS	2015/16
4	TONKIN Braedon	46	42	80	168	D 7	PLYMPTON FOOTB	3	2015/16
5	FERGUSON Lachlan	28	112	20	160	A 2	SOUTH ROAD	7	2015/16
6	PANSINI Angelo	54	84	20	158	C 6	SHEIDOW PARK	1	2015/16
7	CORNELISSEN Jack	8	56	90	154	D 7	MITCHELL PARK	7	2015/16
8	CORNELISSEN Jack	12	112	20	144	D 7	WESTERN YOUTH	4	2015/16

2015/16 BEST BATTING AVERAGE (MIN. 100 RUNS)

Rank	Player Name	Gam	Inn	NO	Runs	Ave
1	WILSON Gary	12	12	4	507	63.4
2	PANSINI Angelo	12	12	3	531	59.0
3	SCHMIAUKE Marc	7	6	-	248	41.3
4	BELSAK Andrew	10	11	-	398	36.2
5	HUGHES Peter	13	12	1	389	35.4
6	CORNELISSEN Jack	13	10	1	299	33.2
7	CRAIGIE Grant	11	12	3	255	28.3
8	HARRIS Glenn	12	10	-	278	27.8

2015/16 MOST SCORES OVER 30

Rank	Player Name	Gam	No. of Scores over 30				Percent times scored				
			100+	50-99	30-49	Tot 30+	50+	30-49	10-29	0-9	
1	WILSON Gary	12	-	6	2	8	50	17	17	17	
2	HUGHES Peter	13	1	-	4	5	8	33	42	17	
3	SCHMIAUKE Marc	7	-	2	2	4	33	33	17	17	
4	FERGUSON Haimish	12	-	2	2	4	18	18	45	18	
5	BELSAK Andrew	10	1	2	1	4	27	9	45	18	
6	PANSINI Angelo	12	1	3	-	4	33	-	42	25	

2015/16 MOST MINUTES PER INNINGS (MIN. 100 RUNS)

Rank	Player Name	Gam	All Inn	Timed Inn	Total Minutes	Minutes per Inning	Runs per Minute
1	SCHMIAUKE Marc	7	6	6	463	77.17	0.536
2	HUGHES Peter	13	12	12	778	64.83	0.500
3	WILSON Gary	12	12	12	676	56.33	0.750
4	CONLEY Andrew	9	10	10	555	55.50	0.402
5	FERGUSON Haimish	12	11	11	557	50.64	0.546
6	SPANTON Troy	12	11	11	525	47.73	0.272
7	BELSAK Andrew	10	11	11	518	47.09	0.768
8	DEY Richard	13	12	12	562	46.83	0.386

2015/16 MOST TIMES TOP SCORE IN MATCH

Rank	Player Name	Gam	Times Top Score	% of Games
1	WILSON Gary	12	6	50.0
2	PANSINI Angelo	12	5	41.7
3	FERGUSON Lachlan	10	3	30.0
4	BELSAK Andrew	10	3	30.0
5	BALYM Anton	11	3	27.3
6	FERGUSON Haimish	12	3	25.0
7	CORNELISSEN Jack	13	3	23.1

2015/16 HIGHEST PERCENT OF TEAM RUNS SCORED (MIN. 100 RUNS)

Rank	Player Name	Gam	Player Runs	Team Runs	% of Team Runs
1	PANSINI Angelo	12	531	1919	27.67
2	WILSON Gary	12	507	2271	22.32
3	BELSAK Andrew	10	398	1924	20.69
4	SCHMIAUKE Marc	7	248	1464	16.94
5	HUGHES Peter	13	389	2355	16.52
6	CONLEY Andrew	9	223	1457	15.31
7	CRAIGIE Grant	11	255	1749	14.58
8	BARLEY James	7	198	1461	13.55

2015/16 MOST PARTNERSHIP RUNS TOGETHER

Rank	Names of Partners	No. of Pships	Not Outs	Pship Runs	Ave. Pship	Best Pship	Pships of 100 50
1	SCHMIAUKE Marc & BELSAK Andrew	3	-	346	115.3	194	2 -
2	PANSINI Angelo & HUGHES Peter	2	1	275	275.0	260	1 -
3	HARRIS Glenn & HUGHES Peter	4	-	252	63.0	211	1 -
4	CRAIGIE Grant & PANSINI Angelo	5	1	220	55.0	117	1 -
5	FERGUSON Haimish & PALMER Dave	3	-	208	69.3	130	1 1
6	DEY Richard & MARSHALL Ashley	3	1	165	82.5	118	1 -
7	CONLEY Andrew & WILSON Gary	2	-	140	70.0	79	- 2
8	WOODS Daniel & SCHULTZ Kristian	4	-	136	34.0	88	- 1

2015/16 Most Ducks

	Rank	Player Name	Gam	No. of Ducks	% of Inn
1	1	WILLIAMS Rowan	11	4	36.4
2	2	ARMAN Ben	8	3	60.0
3	3	WILKIN Anthony	11	3	60.0
4	4	DENIET Josh	11	3	27.3
5	5	MARSHALL Ashley	13	3	25.0

2015/16 BATSMEN MOST INVOLVED IN RUN OUTS

	Rank	Player Name	Gam	Self Run-Out	Partner Run-Out	Total	Run Outs per 1000 Pship Runs
1	1	WILSON Gary	12	-	3	3	3.52
2	2	BROOKER Christian	10	2	-	2	7.69
3	3	MARSHALL Ashley	13	2	-	2	6.25
4	4	FERGUSON Lachlan	10	1	1	2	5.70
5	5	MARTIN Anthony	11	2	-	2	5.31
6	6	DEY Richard	13	-	2	2	3.74

2015/16 BATSMEN MOST BOWLED, LBW & STUMPED

	Rank	Player Name	Gam	BOWLED	Total Outs	% of Total
1	1	MONAGHAN Scott	13	7	13	53.8
2	2	HARRIS Glenn	12	6	10	60.0
3	3	PANSINI Angelo	12	5	9	55.6
4	4	TONKIN Braedon	11	4	7	57.1
5	5	TEMBY Paul	13	4	12	33.3

	Rank	Player Name	Gam	LBW	Total Outs	% of Total
1	1	PALMER Dave	13	5	11	45.5
2	2	BATES Simon	10	3	5	60.0
3	3	CRAIGIE Grant	11	3	9	33.3
4	4	BALYM Anton	11	3	10	30.0

	Rank	Player Name	Gam	STUMPED	Total Outs	% of Total
1	1	SCHULTZ Kristian	11	2	11	18.2
2	2	SWIFT Andrew	3	1	2	50.0
3	3	BRUSNAHAN Dale	13	1	5	20.0

2015/16 HIGHEST PERCENT SCORED AT CREASE (MIN.100 RUNS)

	Rank	Player Name	Gam	Scored Runs	P'ship Runs	% runs at Crease
1	1	PANSINI Angelo	12	531	774	68.60
2	2	BARLEY James	7	198	301	65.78
3	3	WILSON Gary	12	507	853	59.44
4	4	TEMBY Paul	13	211	356	59.27
5	5	BELSAK Andrew	10	398	675	58.96
6	6	DENIET Josh	11	120	205	58.54
7	7	TONKIN Andrew	10	142	246	57.72
8	8	CORNELISSEN Jack	13	299	539	55.47

2015/16 LOWEST PERCENT SCORED AT CREASE (MIN.200 P'SHIP RUNS)

	Rank	Player Name	Gam	Scored Runs	P'ship Runs	% runs at Crease
1	1	SMITH Tim	11	73	247	29.55
2	2	BODEN Nick	9	117	392	29.85
3	3	SPANTON Troy	12	143	474	30.17
4	4	CONROY Jason	12	110	321	34.27

2015/16 HIGHEST PERCENT IN BOUNDARIES (MIN.100 RUNS)

	Rank	Player Name	Gam	Number of 6's	4's	Runs in boundaries	Total Runs	% of Total Runs
1	1	PANSINI Angelo	12	44	40	424	531	79.85
2	2	TEMBY Paul	13	6	32	164	211	77.73
3	3	WILSON Gary	12	31	52	394	507	77.71
4	4	TONKIN Andrew	10	4	19	100	142	70.42
5	5	BARLEY James	7	7	24	138	198	69.70
6	6	HARRIS Glenn	12	6	39	192	278	69.06

2015/16 HIGHEST PERCENT IN SINGLES (MIN.100 RUNS)

	Rank	Player Name	Gam	No. of Singles	Total Runs	% of Total Runs
1	1	CONROY Jason	12	37	110	33.64
2	2	MARSHALL Ashley	13	42	128	32.81
3	3	BODEN Nick	9	36	117	30.77
4	4	SPANTON Troy	12	42	143	29.37
5	5	BALYM Anton	11	50	174	28.74
6	6	CONLEY Andrew	9	63	223	28.25

2015/16 BEST BOWLING AVERAGE (MIN.40 OVERS)

Rank	Player Name	Gam	Overs	Mdn	Runs	Wkts	Average
1	CORNELISSEN Jack	13	113.2	38	241	28	8.6
2	BARRITT Henry	11	41.5	4	176	16	11.0
3	ARMAN Ben	8	68.5	14	198	17	11.6
4	MARSHALL Ashley	13	124.2	38	307	25	12.3
5	HARRIS Glenn	12	47.4	5	177	14	12.6
6	BRYSON Brett	12	113.3	21	356	28	12.7

2015/16 MOST TIMES BEST BOWLING FIGURES IN MATCH

Rank	Player Name	Gam	no.times Best Fig	% of Matches
1	ARMAN Ben	8	4	50.0
2	WILKIN Anthony	11	4	36.4
3	PANSINI Angelo	12	4	33.3
4	MARSHALL Ashley	13	4	30.8
5	WILLIAMS Rowan	11	3	27.3
6	BRYSON Brett	12	3	25.0
7	CORNELISSEN Jack	13	3	23.1

2015/16 HIGHEST PERCENT OF TEAM WICKETS TAKEN (MIN.40 OVERS)

Rank	Player Name	Gam	Player Wickets	Team Wickets	% of Team Wickets
1	MARSHALL Ashley	13	25	103	24.27
2	BROWNE Noel	7	13	58	22.41
3	PANSINI Angelo	12	26	119	21.85
4	ARMAN Ben	8	17	79	21.52
5	BRYSON Brett	12	28	135	20.74
6	WILKIN Anthony	11	19	99	19.19

2015/16 MOST 3 WICKET INNINGS

Rank	Player Name	Gam	Inn Bowled	Innings figures of				Total 3+ wkt	% of Innings
1	CORNELISSEN Jack	13	16	-	1	-	4	5	31.3
2	BARRITT Henry	11	9	-	-	1	3	4	44.4
3	ARMAN Ben	8	9	-	-	1	3	4	44.4
4	GREEN Anthony	10	11	-	-	-	4	4	36.4
5	PANSINI Angelo	12	12	1	2	-	1	4	33.3
6	MARSHALL Ashley	13	13	-	1	2	1	4	30.8

2015/16 BEST BOWLING STRIKE RATE (MIN.40 OVERS)

Rank	Player Name	Gam	Balls Bowled	Wickets Taken	Balls per Wkt
1	BARRITT Henry	11	251	16	15.69
2	HARRIS Glenn	12	286	14	20.43
3	CORNELISSEN Jack	13	680	28	24.29
4	ARMAN Ben	8	413	17	24.29
5	BRYSON Brett	12	681	28	24.32
6	PANSINI Angelo	12	687	26	26.42

2015/16 LEAST RUNS CONCEDED PER OVER (MIN.40 OVERS)

Rank	Player Name	Gam	Overs	Mdns	Runs	Runs per 100balls	Runs per Over
1	CORNELISSEN Jack	13	113.2	38	241	35.44	2.13
2	SCOTT Ron	10	76.5	21	175	37.96	2.28
3	WILKIN Anthony	11	125	35	303	40.40	2.42
4	MARSHALL Ashley	13	124.2	38	307	41.15	2.47
5	GULATI Sandeep	5	43	10	109	42.25	2.53
6	BROOKER Christian	10	70	16	188	44.76	2.69

2015/16 HIGHEST PERCENT OF HORRIBLE OVERS - 10 RUNS OR MORE (MIN.40 OVERS)

Rank	Player Name	Gam	Overs Bowled	Overs Conceding			Tot 10+ Overs	% of 10+ Overs	Runs per Over
1	TONKIN Braedon	11	63.5	-	1	7	8	12.53	4.78
2	SCHULTZ Kristian	11	69.3	1	2	4	7	10.07	3.99
3	BARRITT Henry	11	41.5	-	1	3	4	9.56	4.21
4	CASEY Aaron	10	43.4	1	1	1	3	6.87	3.16
5	HARRIS Glenn	12	47.4	-	-	3	3	6.29	3.71

2015/16 MOST WICKETS BOWLED, LBW & STUMPED

Rank	Player Name	Gam	Bowled	Tot.Wkts	% Bowled
1	CORNELISSEN Jack	13	19	28	67.9
2	BRUSNAHAN Dale	13	14	18	77.8
3	PANSINI Angelo	12	12	26	46.2
4	WILKIN Anthony	11	11	19	57.9
5	BRYSON Brett	12	11	28	39.3
Rank	Player Name	Gam	LBW's	Tot.Wkts	% LBW
1	PANSINI Angelo	12	5	26	19.2
2	BRYSON Brett	12	5	28	17.9
Rank	Player Name	Gam	Stumped	Tot.Wkts	% Stumped
1	SCHULTZ Kristian	11	2	10	20.0
2	WILLIAMS Rowan	11	2	13	15.4
3	BROWNE Noel	7	2	13	15.4

2015/16 HIGHEST INDIVIDUAL SCORES

Rank	Playr Score	Player Name	Time Min	% Tm	%@ Cr	Scoring 6s	Stroke 4s	3s	2s	1s	Bat Pos	Grade &Div	Opposition	Rnd	Year
1	212*	PANSINI Angelo	100	82	82	17	18	-	10	18	Open	D 7	HAMILTON	2	2015/16
2	126	HARRIS Glenn	180	36	60	3	19	-	4	24	Open	D 7	WOODCROFT	FS	2015/16
3	125	HUGHES Peter	243	36	39	1	15	-	10	39	Open	D 7	WOODCROFT	FS	2015/16
4	117	BELSAK Andrew	141	38	55	4	15	-	3	27	No3	A 2	MORPHETTville	3	2015/16
5	94	HARRIS Glenn	178	33	41	3	12	-	3	22	No4	D 7	PLYMPTON FOOTB	3	2015/16
6	91*	PANSINI Angelo	93	55	56	9	3	-	4	17	No3	C 6	PLYMPTON FOOTB	11	2015/16
7	91	RUSSELL Nic	116	34	59	4	12	-	3	13	No3	D 7	COVE	8	2015/16
8	88	SCHMIAUKE Marc	141	29	42	1	11	-	8	22	Open	A 2	MORPHETTville	3	2015/16
9	88	CORNELISSEN Jack	103	49	66	4	7	-	7	22	No6	D 7	PLYMPTON FOOTB	GF	2015/16
10	83	FERGUSON Haimish	142	37	51	1	12	-	5	19	Open	B 4	ICC SHARKS	9	2015/16
11	78*	WOODS Daniel	110	39	58	-	12	2	6	12	No4	A 2	SHEIDOW PARK	4	2015/16
12	75*	WILSON Gary	100	36	66	5	6	-	4	13	No7	B 4	MITCHELL PARK	FS	2015/16
13	75	BELSAK Andrew	102	34	51	1	13	1	-	14	No3	A 2	NORTH HAVEN	1	2015/16
14	73	CORNELISSEN Jack	120	42	60	1	9	1	6	16	No6	D 7	NORTH HAVEN	10	2015/16
15	72	WILSON Gary	68	25	59	8	3	-	1	10	No3	C 6	NORTH HAVEN	5	2015/16
16	72	WILSON Gary	89	23	58	3	10	-	1	12	No5	B 4	MORPHETT VALE	6	2015/16
17	70	SCHULTZ Kristian	75	43	54	3	7	1	5	11	No3	A 2	SOUTH ROAD	7	2015/16
18	69*	PALMER Dave	107	35	37	2	8	-	6	13	No3	B 4	BELAIR	11	2015/16
19	69	SCHMIAUKE Marc	123	32	50	1	9	1	7	10	Open	A 2	NORTH HAVEN	1	2015/16
20	68	PALMER Dave	113	30	50	-	10	-	6	16	No3	B 4	ICC SHARKS	9	2015/16
21	66*	DEY Richard	106	21	43	4	7	-	1	12	No8	B 4	MORPHETT VALE	6	2015/16
22	64	PANSINI Angelo	40	85	85	7	4	-	2	2	Open	C 6	COROMANDEL RAM	9	2015/16
23	63*	CORNELISSEN Jack	63	30	54	2	7	2	6	5	No5	D 7	WOODCROFT	1	2015/16
24	63	GIBBIE Chris	56	22	68	2	10	-	3	5	No5	D 7	PLYMPTON FOOTB	3	2015/16
25	61*	WILSON Gary	97	43	54	2	9	-	4	5	No4	C 6	SOUTH ROAD	3	2015/16
26	61	BARRITT Henry	101	23	41	-	6	-	6	25	No8	B 4	BELAIR	2	2015/16
27	61	CLARIDGE Daniel	121	35	47	-	9	-	7	11	No5	D 7	MITCHELL PARK	7	2015/16
28	60*	CRAIGIE Grant	71	36	51	2	9	-	1	10	No4	C 6	PLYMPTON FOOTB	11	2015/16
29	60	TEMBY Paul	59	23	61	-	12	-	2	8	No7	B 4	BELAIR	2	2015/16
30	60	WILSON Gary	78	39	67	5	5	-	1	8	No7	B 4	NORTH HAVEN	10	2015/16

2015/16 LONGEST INNINGS

Rank	Time Min	Player Name	Playr Score	% Tm	%@ Cr	Scoring 6s	Stroke 4s	3s	2s	1s	Bat Pos	Grade &Div	Opposition	Rnd	Year
1	243	HUGHES Peter	125	36	39	1	15	-	10	39	Open	D 7	WOODCROFT	FS	2015/16
2	180	HARRIS Glenn	126	36	60	3	19	-	4	24	Open	D 7	WOODCROFT	FS	2015/16
3	178	HARRIS Glenn	94	33	41	3	12	-	3	22	No4	D 7	PLYMPTON FOOTB	3	2015/16
4	152	BALYM Anton	36	24	29	-	2	-	6	16	Open	A 2	COROMANDEL	6	2015/16
5	142	FERGUSON Haimish	83	37	51	1	12	-	5	19	Open	B 4	ICC SHARKS	9	2015/16
6	142	SPANTON Troy	43	21	35	-	3	-	3	25	No3	C 6	MITCHELL PARK	7	2015/16

2015/16 HIGHEST PERCENT OF INNINGS TOTAL (30+ RUNS & 6+ WKTS LOST)

		% of		Playr	Team	Time	%	Scoring Stroke					Bat	Grade				
Rank		Team	Player Name	Score	Total	Min	Cr	6s	4s	3s	2s	1s	Pos	&Div	Opposition	Rnd	Year	
1		48.6	CORNELISSEN Jack	88	10-181	103	66	4	7	-	7	22	No6	D 7	PLYMPTON FOOTB	GF	2015/16	
2		42.0	CORNELISSEN Jack	73	8-174	120	60	1	9	1	6	16	No6	D 7	NORTH HAVEN	10	2015/16	
3		41.0	FERGUSON Lachlan	41	10-100	44	85	-	4	-	9	7	No6	A 2	BELAIR	8	2015/16	
4		40.5	WILSON Gary	53	10-131	94	65	2	6	1	3	8	No7	B 4	MITCHELL PARK	8	2015/16	
5		39.2	WILSON Gary	60	10-153	78	67	5	5	-	1	8	No7	B 4	NORTH HAVEN	10	2015/16	
6		38.3	BARLEY James	54	6-141	34	81	2	5	3	3	7	Open	A 2	ICC SHARKS	10	2015/16	
7		38.1	BELSAK Andrew	117	9-307	141	55	4	15	-	3	27	No3	A 2	MORPHETTville	3	2015/16	
8		37.2	FERGUSON Haimish	83	6-223	142	51	1	12	-	5	19	Open	B 4	ICC SHARKS	9	2015/16	

2015/16 HIGHEST PERCENT SCORED AT CREASE IN INNINGS OF 30+ RUNS

Rank	%Sc at Crease	Player Name	Playr Runs	Team Runs	Time Min	% Tm	Scoring					Stroke	Bat Pos	Grade &Div	Opposition	Rnd	Year
1	85.4	FERGUSON Lachlan	41	48	44	41	-	4	-	9	7	No6	A 2	BELAIR	8	2015/16	
2	85.3	PANSINI Angelo	64	75	40	85	7	4	-	2	2	Open	C 6	COROMANDEL RAM	9	2015/16	
3	81.5	PANSINI Angelo	212*	260	100	82	17	18	-	10	18	Open	D 7	HAMILTON	2	2015/16	
4	80.6	BELSAK Andrew	50	62	60	37	1	7	1	4	5	No3	A 2	GLENELG ANA	2	2015/16	
5	80.6	BARLEY James	54	67	34	38	2	5	3	3	7	Open	A 2	ICC SHARKS	10	2015/16	
6	73.3	TYNSKI Simon	55	75	62	21	1	9	-	1	11	No7	D 7	COVE	8	2015/16	

2015/16 HIGHEST PERCENT IN BOUNDARIES IN AN INNINGS (50+ RUNS)

Rank	% in Bound	Player Name	Boun Runs	Play Scor	Time Min	% Tm	%@ Cr	Scoring 6s	Stroke 4s	3s	2s	1s	Bat Pos	Grade &Div	Opposition	Rnd	Year
1	90.6	PANSINI Angelo	58	64	40	85	85	7	4	-	2	2	Open	C 6	COROMANDEL RAM	9	2015/16
2	83.3	WILSON Gary	60	72	68	25	59	8	3	-	1	10	No3	C 6	NORTH HAVEN	5	2015/16
3	83.3	WILSON Gary	50	60	78	39	67	5	5	-	1	8	No7	B 4	NORTH HAVEN	10	2015/16
4	82.8	BARLEY James	48	58	75	31	64	2	9	-	1	8	Open	B 4	NORTH HAVEN	5	2015/16
5	82.5	GIBBIE Chris	52	63	56	22	68	2	10	-	3	5	No5	D 7	PLYMPTON FOOTB	3	2015/16
6	82.1	PANSINI Angelo	174	212*	100	82	82	17	18	-	10	18	Open	D 7	HAMILTON	2	2015/16

2015/16 HIGHEST PERCENT IN SINGLES IN AN INNINGS (30+ RUNS)

Rank	% in Sngls	Player Name	Sin- gles	Play Scor	Time Min	% Tm	%@ Cr	Scoring 6s	Stroke 4s	3s	2s	1s	Bat Pos	Grade &Div	Opposition	Rnd	Year
1	58.1	SPANTON Troy	25	43	142	21	35	-	3	-	3	25	No3	C 6	MITCHELL PARK	7	2015/16
2	44.7	CRAIGIE Grant	21	47	89	23	48	1	4	-	2	21	No5	C 6	MITCHELL PARK	7	2015/16
3	44.4	BALYM Anton	16	36	152	24	29	-	2	-	6	16	Open	A 2	COROMANDEL	6	2015/16
4	41.0	BARRITT Henry	25	61	101	23	41	-	6	-	6	25	No8	B 4	BELAIR	2	2015/16
5	40.4	CONLEY Andrew	19	47	130	23	43	-	5	-	4	19	Open	C 6	SOUTHERN	2	2015/16
6	40.0	BRUSNAHAN Dale	12	30	53	9	70	-	4	-	1	12	No7	B 4	MORPHETT VALE	6	2015/16

2015/16 QUICKEST INNINGS OF 50+ RUNS

Rank	Runs /Min	Player Name	Playr Score	Time Min	% Tm	% Cr	Scoring 6s	Stroke 4s	3s	2s	1s	Bat Pos	Grade &Div	Opposition	Rnd	Year
1	2.12	PANSINI Angelo	212*	100	82	82	17	18	-	10	18	Open	D 7	HAMILTON	2	2015/16
2	1.60	PANSINI Angelo	64	40	85	85	7	4	-	2	2	Open	C 6	COROMANDEL RAM	9	2015/16
3	1.59	BARLEY James	54	34	38	81	2	5	3	3	7	Open	A 2	ICC SHARKS	10	2015/16
4	1.38	PANSINI Angelo	54*	39	61	61	5	2	-	1	14	Open	C 6	SHEIDOW PARK	1	2015/16
5	1.13	GIBBIE Chris	63	56	22	68	2	10	-	3	5	No5	D 7	PLYMPTON FOOTB	3	2015/16
6	1.06	WILSON Gary	72	68	25	59	8	3	-	1	10	No3	C 6	NORTH HAVEN	5	2015/16

2015/16 SLOWEST INNINGS OF 90+ MINUTES

Rank	Runs /Hour	Player Name	Playr Score	Time Min	% Tm	% Cr	Scoring 6s	Stroke 4s	3s	2s	1s	Bat Pos	Grade &Div	Opposition	Rnd	Year
1	10.00	BATES Simon	19	114	11	22	-	2	-	2	7	No3	D 7	WESTERN YOUTH	4	2015/16
2	14.21	BALYM Anton	36	152	24	29	-	2	-	6	16	Open	A 2	COROMANDEL	6	2015/16
3	15.63	CONLEY Andrew	25	96	18	28	-	5	-	-	-	Open	C 6	SOUTH ROAD	3	2015/16
4	18.17	SPANTON Troy	43	142	21	35	-	3	-	3	25	No3	C 6	MITCHELL PARK	7	2015/16

2015/16 MOST WICKETS IN AN INNINGS

Rank	Player Name	Over	Mdn	Runs	Wkts	Ave	Ba/Wkt	Run/Over	%Tm	Grade &Div	Opposition	Rnd	Year
1	PANSINI Angelo	6.2	3	7	7	1.0	5.4	1.1	78	D 7	HAMILTON	2	2015/16
2	WILKIN Anthony	13	3	32	6	5.3	13.0	2.5	60	C 6	MORPHETTVILLE	4	2015/16
3	BRYSON Brett	10	1	35	6	5.8	10.0	3.5	60	D 7	MITCHELL PARK	7	2015/16
4	CORNELISSEN Jack	6	3	6	5	1.2	7.2	1.0	71	D 7	WESTERN YOUTH	4	2015/16
5	MARSHALL Ashley	15	10	9	5	1.8	18.0	0.6	50	B 4	MITCHELL PARK	8	2015/16
6	BRYSON Brett	8	2	16	5	3.2	9.6	2.0	50	D 7	HAMILTON	11	2015/16
7	PANSINI Angelo	15	6	18	5	3.6	18.0	1.2	50	C 6	SHEIDOW PARK	1	2015/16
8	PANSINI Angelo	8.2	1	29	5	5.8	10.0	3.5	50	C 6	COROMANDEL RAM	9	2015/16
9	FERGUSON Lachlan	19	5	41	5	8.2	22.8	2.2	50	A 2	SOUTH ROAD	7	2015/16
10	HARRIS Glenn	15	1	42	5	8.4	18.0	2.8	50	D 7	HAMILTON	2	2015/16
11	HARRIS Glenn	4.4	1	13	4	3.3	7.0	2.8	44	D 7	MITCHELL PARK	7	2015/16
12	MARSHALL Ashley	8.4	2	15	4	3.8	13.0	1.7	44	B 4	ADELAIDE CAVAL	4	2015/16
13	BROOKER Christian	11	4	24	4	6.0	16.5	2.2	40	B 4	MITCHELL PARK	FS	2015/16
14	BARRITT Henry	10	3	25	4	6.3	15.0	2.5	40	B 4	ADELAIDE CAVAL	4	2015/16
15	BELSAK Andrew	8	0	33	4	8.3	12.0	4.1	40	A 2	GLENELG ANA	11	2015/16
16	MONAGHAN Scott	15	3	37	4	9.3	22.5	2.5	50	B 4	SOUTH ROAD	1	2015/16
17	BRUSNAHAN Dale	10	2	38	4	9.5	15.0	3.8	40	B 4	ST GEORGE	3	2015/16
18	MONAGHAN Scott	15	4	39	4	9.8	22.5	2.6	40	B 4	MITCHELL PARK	FS	2015/16
19	DENIET Josh	13	3	43	4	10.8	19.5	3.3	40	A 2	MITCHELL PARK	9	2015/16
20	GIBBIE Chris	13.2	2	46	4	11.5	20.0	3.5	44	D 7	PLYMPTON FOOTB	3	2015/16
21	MARSHALL Ashley	14	1	48	4	12.0	21.0	3.4	40	B 4	ICC SHARKS	9	2015/16
22	WILLIAMS Rowan	14	1	52	4	13.0	21.0	3.7	40	A 2	NORTH HAVEN	1	2015/16
23	MATTHEWS Jacob	17	4	53	4	13.3	25.5	3.1	44	A 2	SHEIDOW PARK	4	2015/16
24	ARMAN Ben	15	3	55	4	13.8	22.5	3.7	50	B 4	BELAIR	2	2015/16

2015/16 MOST ECONOMICAL MEDIUM BOWLING INNINGS (13-19 OVERS)

Rank	Player Name	Over	Mdn	Runs	Wkts	Runs per Over	Grade &Div	Opposition	Rnd	Year
1	MARSHALL Ashley	15	10	9	5	0.60	B 4	MITCHELL PARK	8	2015/16
2	BROOKER Christian	15	7	15	0	1.00	B 4	ICC SHARKS	GF	2015/16
3	PANSINI Angelo	15	6	18	5	1.20	C 6	SHEIDOW PARK	1	2015/16
4	TRUSCOTT Chad	15	4	18	2	1.20	C 6	SOUTH ROAD	3	2015/16
5	BRUSNAHAN Dale	15	5	18	2	1.20	B 4	MITCHELL PARK	8	2015/16
6	ARMAN Ben	14.3	4	18	3	1.24	B 4	ST GEORGE	3	2015/16

2015/16 MOST ECONOMICAL SHORT BOWLING INNINGS (8-12 OVERS)

Rank	Player Name	Over	Mdn	Runs	Wkts	Runs per Over	Grade &Div	Opposition	Rnd	Year
1	MARSHALL Ashley	10.3	6	6	2	0.57	B 4	MITCHELL PARK	FS	2015/16
2	BROWNE Noel	8	4	5	3	0.63	C 6	SHEIDOW PARK	1	2015/16
3	WILKIN Anthony	11	4	10	0	0.91	C 6	SHEIDOW PARK	1	2015/16
4	WILLIAMS Rowan	11	6	10	3	0.91	A 2	MORPHETTVILLE	3	2015/16
5	GREEN Anthony	10	2	10	0	1.00	C 6	SHEIDOW PARK	1	2015/16
6	CASEY Aaron	8	3	8	2	1.00	D 7	MITCHELL PARK	7	2015/16

2015/16 MOST RUNS OFF A SINGLE OVER

Rank	Player Name	Runs Off Over	Over number	Grade &Div	Opposition	Rnd	Year
1	FERGUSON Haimish	30	5	B 4	NORTH HAVEN	5	2015/16
2	SCHULTZ Kristian	20	6	A 2	ICC SHARKS	5	2015/16
3	CASEY Aaron	20	11	D 7	COVE	8	2015/16
4	BARRITT Henry	19	1	B 4	ICC SHARKS	9	2015/16
5	PANSINI Angelo	19	7	C 6	NORTH HAVEN	5	2015/16
6	TONKIN Braedon	18	2	C 6	SOUTHERN	2	2015/16
7	MONAGHAN Scott	18	8	B 4	NORTH HAVEN	10	2015/16
8	BRYSON Brett	18	10	D 7	PLYMPTON FOOTB	GF	2015/16

2015/16 MOST RUNS CONCEDED BY BOWLER IN INNINGS

Rank	Player Name	Over	Mdn	Runs	Wkts	Run/Over	GrDv	Opposition	Rnd	Year
1	BRYSON Brett	14	1	78	1	5.57	D 7	COVE	8	2015/16
2	CASEY Aaron	11	0	70	2	6.36	D 7	COVE	8	2015/16
3	BROWNE Noel	15	0	70	3	4.67	C 6	PLYMPTON FOOTB	FS	2015/16
4	TONKIN Braedon	8	1	65	0	8.13	C 6	NORTH HAVEN	5	2015/16
5	BROWNE Noel	15	1	65	2	4.33	C 6	MITCHELL PARK	7	2015/16

BLANK
PAGE

SECTION II

WARRADALE CRICKET CLUB

CLUB & TEAM RECORDS

1979/80 TO 2015/16

Section 2 Contents	2-1 to 2-34
Win-loss records, team scoring records, most successive wins/losses, team positions	2-2
History of Grounds and Clubrooms	2-7
Club Officials, Captains	2-8
Trophy Winners – Captains, Batting, Bowling, Club Trophies, Association awards	2-11
Adelaide and Suburban Cricket Association – Premiership Winners from 1899/1900	2-18
Warradale Premiership Teams, Premiership players	2-20
Best Team Player of Season	2-23
Cricketer of the Year	2-24
Life Member achievements at time of award	2-28
Life Member Selection Policy	2-30
Warradale and Australian Test Cricketers Player Numbers	2-31

WARRADALE WIN-LOSS RECORDS

A GRADE										
Season	Div.	Gam	W.O.	W.I.	L.I.	L.O.	D	Tie	Pts	Pos
1979/80	6	12	5*	6	1	—	—	—	91	2 nd
1980/81	5	12	2	7	1	1*	1	—	75	2 nd
<u>1981/82</u>	<u>4</u>	<u>11</u>	<u>4</u>	<u>5</u>	<u>2</u>	—	—	—	<u>80</u>	<u>1st</u>
<u>1982/83</u>	<u>3</u>	<u>11</u>	<u>2</u>	<u>6</u>	<u>3</u>	—	—	—	<u>63</u>	<u>1st</u>
1983/84	2	11	1	8	2	—	—	—	62	2 nd
<u>1984/85</u>	<u>2</u>	<u>13</u>	—	<u>10</u>	<u>3</u>	—	—	—	<u>51</u>	<u>1st</u>
1985/86	1	11	—	5	5	—	1	—	37	6 th
1986/87	1	12	—	7	4	—	—	1	48	4 th
1987/88	1	11	—	5	6	—	—	—	36	6 th
1988/89	1	11	—	5	6	—	—	—	36	7 th
<u>1989/90</u>	<u>1</u>	<u>12</u>	<u>1</u>	<u>8</u>	<u>3</u>	—	—	—	<u>62</u>	<u>3rd</u>
<u>1990/91</u>	<u>1</u>	<u>13</u>	—	<u>10</u>	<u>2</u>	—	<u>1</u>	—	<u>52</u>	<u>1st</u>
<u>1991/92</u>	<u>1</u>	<u>13</u>	—	<u>12</u>	—	—	<u>1</u>	—	<u>62</u>	<u>1st</u>
<u>1992/93</u>	<u>1</u>	<u>12</u>	—	<u>8</u>	<u>3</u>	—	<u>1</u>	—	<u>42</u>	<u>1st</u>
<u>1993/94</u>	<u>1</u>	<u>13</u>	<u>1</u>	<u>7</u>	<u>5</u>	—	—	—	<u>47</u>	<u>1st</u>
1994/95	1	13	—	9	2	—	2	—	55	2 nd
1995/96	1	13	—	9	3	—	—	1	53	2 nd
<u>1996/97</u>	<u>1</u>	<u>13</u>	<u>1</u>	<u>10</u>	<u>2</u>	—	—	—	<u>67</u>	<u>2nd</u>
1997/98	1	12	2	6	4	—	—	—	63	4 th
1998/99	1	11	—	3	8	—	—	—	26	11 th
1999/00	1	11	—	7	4	—	—	—	46	6 th
2000/01	1	11	—	6	5	—	—	—	41	7 th
2001/02	1	11	—	3	7	—	1	—	28	10 th
2002/03	1	11	1	3	7	—	—	—	36	7 th
2003/04	1	11	—	4	5	1	—	1	32	9 th
2004/05	1	11	1*	4	6	—	—	—	36	8 th
2005/06	1	11	—	1	7	2	1	—	16	12 th
2006/07	1	11	—	2	8	1	—	—	20	12 th
2007/08	2	12	1	6	4	—	1	—	51	3 rd
2008/09	2	12	1	5	5	—	1	—	48	4 th
<u>2009/10</u>	<u>2</u>	<u>13</u>	<u>1</u>	<u>8</u>	<u>2</u>	—	<u>2</u>	—	<u>58</u>	<u>1st</u>
2010/11	2	12	—	7	4	—	1	—	46	4 th
2011/12	2	11	—	3	8	—	—	—	26	9 th
2012/13	2	11	—	2	9	—	—	—	21	8 th
2013/14	2	12	—	6	5	—	1	—	43	4 th
2014/15	2	12	—	8	3	—	1	—	53	3 rd
2015/16	2	11	1	4	4	1	1	—	42	7 th
Total		434	25	225	158	6	17	3		
Div.1		258	7	134	106		8	3		
Finals		26	—	14	9	—	3	—		

A Grade notes

- Seasons underlined Indicates minor premiership
- Have won 2 games outright after losing on the first innings
- Have lost 1 game outright after winning on the first innings
- Were undefeated premiers in 1991/1992
- Have won 8 premierships in 37 seasons (22% success)
- Finished in the top four 22 times (59% success)

B Grade notes

- Seasons underlined Indicates minor premiership
- Have won 3 games outright after a loss on the first innings
- Have lost 2 games outright after winning on the first innings
- Won 6 premierships in 36 seasons (17% success)
- Finished in the top four 17 times (47% success)

B GRADE										
Season	Div	Gam	W.O.	W.I.	L.I.	L.O.	D	Tie	Pts	Pos
1980/81	7	12	3*	6	2	—	1	—	70	2 nd
<u>1981/82</u>	<u>6</u>	<u>11</u>	<u>5</u>	<u>3</u>	<u>2</u>	<u>1#</u>	—	—	<u>86</u>	<u>1st</u>
<u>1982/83</u>	<u>5</u>	<u>11</u>	<u>3</u>	<u>5</u>	<u>2</u>	<u>1#</u>	—	—	<u>74</u>	<u>1st</u>
<u>1983/84</u>	<u>4</u>	<u>11</u>	<u>2</u>	<u>8</u>	<u>1</u>	—	—	—	<u>73</u>	<u>1st</u>
1984/85	3	12	1	8	2	—	—	1	64	3 rd
<u>1985/86</u>	<u>3</u>	<u>13</u>	—	<u>11</u>	<u>1</u>	—	<u>1</u>	—	<u>57</u>	<u>1st</u>
1986/87	2	11	—	5	6	—	—	—	36	5 th
1987/88	2	11	—	3	6	2	—	—	24	11 th
1988/89	2	11	—	3	8	—	—	—	26	10 th
1989/90	3	11	—	6	5	—	—	—	41	5 th
1990/91	3	12	1	6	5	—	—	—	52	3 rd
1991/92	2	11	1	5	4	—	1	—	47	3 rd
1992/93	2	13	—	9	4	—	—	—	51	2 nd
1993/94	2	11	—	3	8	—	—	—	26	7 th
1994/95	2	11	—	2	8	—	1	—	23	9 th
1995/96	3	12	1	6	5	—	—	—	52	4 th
1996/97	2	11	2*	4	5	—	—	—	47	5 th
1997/98	2	11	—	7	4	—	—	—	46	5 th
1998/99	2	12	—	8	4	—	—	—	51	3 rd
1999/00	2	13	—	9	4	—	—	—	51	2 nd
2000/01	2	11	—	2	9	—	—	—	21	12 th
<u>2001/02</u>	<u>3</u>	<u>13</u>	<u>2</u>	<u>8</u>	<u>2</u>	—	<u>1</u>	—	<u>63</u>	<u>1st</u>
<u>2002/03</u>	<u>2</u>	<u>13</u>	<u>1</u>	<u>10</u>	<u>2</u>	—	—	—	<u>61</u>	<u>1st</u>
2003/04	2	11	—	2	9	—	—	—	21	9 th
2004/05	2	11	—	2	9	—	—	—	21	12 th
2005/06	3	11	1*	1	8	—	1	—	23	11 th
2006/07	4	10	—	5	4	1	—	—	40	8 th
2007/08	4	12	—	6	4	—	1	1	43	4 th
2008/09	3	11	—	3	6	1	1	—	27	11 th
2009/10	3	11	—	3	8	—	—	—	26	11 th
2010/11	3	11	—	3	8	—	—	—	26	9 th
2011/12	3	11	1	1	8	—	1	—	28	9 th
2012/13	4	11	—	5	5	1	—	—	35	8 th
2013/14	4	11	—	4	5	—	2	—	35	7 th
2014/15	4	12	1	7	3	—	1	—	58	3 rd
<u>2015/16</u>	<u>4</u>	<u>13</u>	<u>1</u>	<u>7</u>	<u>4</u>	—	<u>1</u>	—	<u>53</u>	<u>2nd</u>
Total		414	26	186	180	7	13	2		
Finals		19	—	9	9	—	1	—		

C Grade notes

- Have won 1 premiership
- Were undefeated in the minor round in 1991/92
- Finished in top four 10 times in 27 seasons (37% success)
- Have won 2 games outright after losing on the first innings

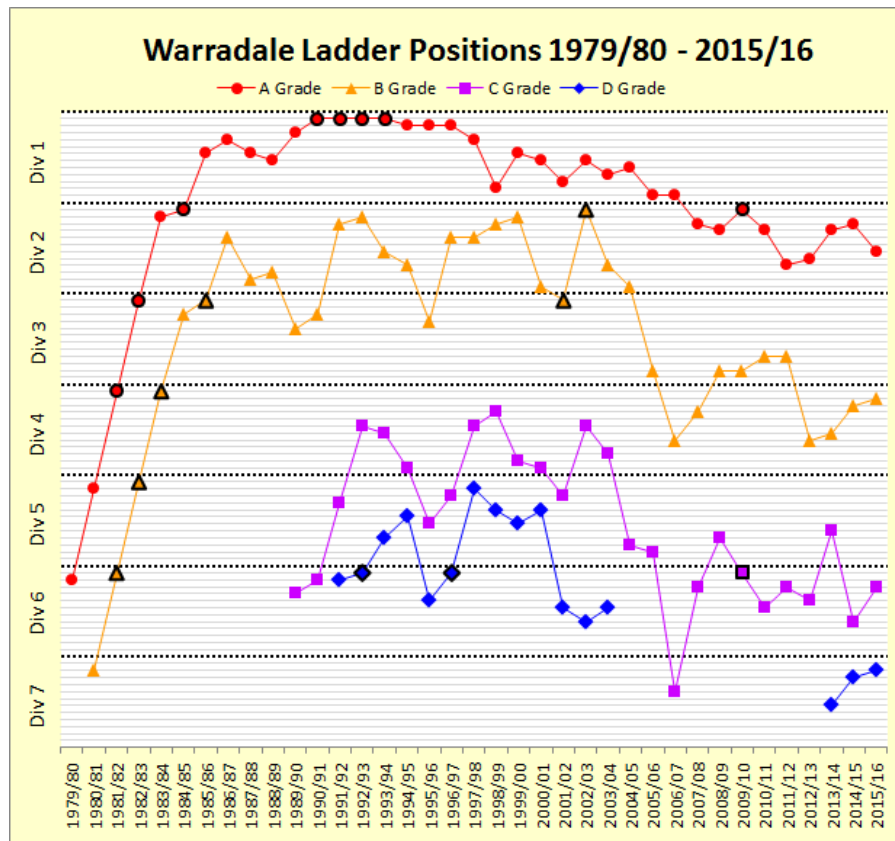
D Grade notes

- Seasons underlined Indicates minor premiership
- Have won 2 premierships
- Finished in the top four 6 times in 16 seasons (38% success)

WARRADALE WIN-LOSS RECORDS

C GRADE										
Season	Div	Gam	W.O.	W.I.	L.I.	L.O.	D	Tie	Pts	Pos
1989/90	6	12	1	7	3	1	—	—	57	4 th
1990/91	6	13	—	9	3	—	1	—	52	2 nd
1991/92*	5	11	1	8	1	—	1	—	62	4 th
1992/93	4	11	—	7	4	—	—	—	46	6 th
1993/94	4	11	—	6	5	—	—	—	41	7 th
1994/95	4	11	1*	1	9	—	—	—	21	12 th
1995/96	5	11	1*	5	5	—	—	—	41	7 th
1996/97	5	12	3	7	2	—	—	—	79	3 rd
1997/98	4	11	—	7	4	—	—	—	46	6 th
1998/99	4	12	2	4	4	1	1	—	52	4 th
1999/00	4	11	—	3	6	2	—	—	24	11 th
2000/01	4	11	—	1	9	1	—	—	15	12 th
2001/02	5	12	1	9	2	—	—	—	66	3 rd
2002/03	4	11	1	3	7	—	—	—	36	6 th
2003/04	4	11	—	2	9	—	—	—	21	10 th
2004/05	5	11	—	3	8	—	—	—	26	10 th
2005/06	5	11	—	1	9	—	1	—	18	11 th
2006/07	7	11	1	7	3	—	—	—	56	5 th
2007/08	6	12	—	9	2	—	1	—	56	3 rd
2008/09	5	11	—	3	5	2	1	—	26	9 th
2009/10	6	13	1	7	4	—	1	—	51	1st
2010/11	6	11	1	4	6	—	—	—	41	6 th
2011/12	6	12	1	6	5	—	—	—	51	3 rd
2012/13	6	11	—	7	4	—	—	—	46	5 th
2013/14	5	11	—	2	8	—	1	—	23	8 th
2014/15	6	10	—	3	5	—	2	—	35	8 th
2015/16	6	11	1	5	4	—	1	—	53	3 rd
Total		306	16	136	136	7	11	—		
Finals		12	—	2	7	—	3	—		

D GRADE										
Season	Div	Gam	W.O.	W.I.	L.I.	L.O.	D	Tie	Pts	Pos
1991/92	6	12	1	6	5	—	—	—	51	2 nd
1992/93	6	12	—	10	2	—	—	—	50	1st
1993/94	5	10	—	3	6	—	—	1	27	9 th
1994/95	5	11	—	6	5	—	—	—	41	6 th
1995/96	6	11	—	7	4	—	—	—	46	5 th
1996/97	6	13	1	9	2	—	—	1	59	1st
1997/98	5	13	1	6	5	1	—	—	47	2 nd
1998/99	5	11	—	7	4	—	—	—	46	5 th
1999/00	5	11	—	5	5	—	—	1	38	7 th
2000/01	5	11	1	6	3	1*	—	—	57	5 th
2001/02	6	11	—	5	5	—	1	—	38	6 th
2002/03	6	11	—	5	5	1	—	—	35	8 th
2003/04	6	11	—	5	5	1	—	—	35	6 th
2013/14	7	11	—	3	6	—	2	—	30	7 th
2014/15	7	10	—	4	4	—	2	—	45	3 rd
2015/16	7	12	4	6	2	—	—	—	81	2nd
Total		181	8	93	68	4*	5	3		
Finals		11	—	7	3	1	—	—		



LADDER POSITION SUMMARY					
	A	B	C	D	Total
1st	8	6	1	2	17
2nd	6	4	1	3	14
3rd	3	5	5	1	14
4th	5	2	3	—	10
5th	—	4	2	3	9
6th	3	—	4	3	10
7th	4	2	2	2	10
8th	2	2	2	1	7
9 th	2	4	1	1	8
10 th	1	1	2	—	4
11 th	1	4	2	—	7
12 th	2	2	2	—	6
TOTAL	37	36	27	16	116

WARRADALE WIN/LOSS RECORDS

	All Matches					when Batting FIRST					when Batting SECOND				
	Plyd	Won (%W)	Lost (%L)	DrwTie		Plyd	Won (%W)	Lost (%L)	DrwTie		Plyd	Won (%W)	Lost (%L)	DrwTie	
ALL Matches	1335	715 (54%)	566 (42%)	46	8	730	375 (51%)	330 (45%)	21	4	587	328 (56%)	236 (40%)	19	4
A Grade	434	250 (58%)	164 (38%)	17	3	233	131 (56%)	94 (40%)	7	1	200	119 (60%)	70 (35%)	9	2
B Grade	414	212 (51%)	187 (45%)	13	2	225	104 (46%)	113 (50%)	7	1	184	105 (57%)	74 (40%)	4	1
C Grade	306	152 (50%)	143 (47%)	11		166	80 (48%)	80 (48%)	6		132	65 (49%)	63 (48%)	4	
D Grade	181	101 (56%)	72 (40%)	5	3	106	60 (57%)	43 (41%)	1	2	71	39 (55%)	29 (41%)	2	1
Division 1	258	141 (55%)	106 (41%)	8	3	140	78 (56%)	58 (41%)	3	1	118	63 (53%)	48 (41%)	5	2
Division 2	302	150 (50%)	142 (47%)	10		168	80 (48%)	84 (50%)	4		133	70 (53%)	58 (44%)	5	
Division 3	139	71 (51%)	62 (45%)	5	1	74	34 (46%)	37 (50%)	3		62	35 (56%)	25 (40%)	1	1
Division 4	191	93 (49%)	91 (48%)	6	1	108	50 (46%)	54 (50%)	3	1	81	42 (52%)	37 (46%)	2	
Division 5	180	96 (53%)	77 (43%)	5	2	97	51 (53%)	42 (43%)	3	1	81	44 (54%)	35 (43%)	1	1
Division 6	209	130 (62%)	71 (34%)	7	1	116	67 (58%)	45 (39%)	3	1	88	59 (67%)	26 (30%)	3	
Division 7	56	34 (61%)	17 (30%)	5		27	15 (56%)	10 (37%)	2		24	15 (62%)	7 (29%)	2	

WIN/LOSS RECORDS AT EACH GROUND

	Total Won-Lost (%W)	A Grade Won-Lost (%W)	B Grade Won-Lost (%W)	C Grade Won-Lost (%W)	D Grade Won-Lost (%W)	Division 1 Won-Lost (%W)
ALL Grounds	715-566 (54%)	250-164 (58%)	212-187 (51%)	152-143 (50%)	101-72 (56%)	141-106 (55%)
AWAY GROUND	346-303 (51%)	123-85 (56%)	103-100 (49%)	77-76 (49%)	43-42 (48%)	67-58 (51%)
BRIGHTON HIGH	110-114 (46%)	47-49 (47%)	47-53 (45%)	5-8 (29%)	11-4 (65%)	31-34 (47%)
MAWSON/MARYMOUNT	107-75 (56%)	23-10 (64%)	18-8 (64%)	40-43 (47%)	26-14 (63%)	12-2 (86%)
CAMDEN PRIMARY	54-41 (56%)	6-5 (50%)	6-11 (35%)	25-14 (62%)	17-11 (61%)	6-5 (50%)
WARRADALE PRIM.	58-13 (79%)	29-10 (71%)	29-3 (91%)	0-0	0-0	3-2 (50%)
PLYMPTON HIGH 1	28-10 (70%)	18-2 (86%)	8-7 (50%)	1-1 (50%)	1-0 (100%)	18-2 (86%)
MORPHETTVILLE PARK	5-8 (38%)	4-3 (57%)	1-5 (17%)	0-0	0-0	4-3 (57%)
PLYMPTON HIGH 2	7-2 (78%)	0-0	0-0	4-1 (80%)	3-1 (75%)	0-0

WIN/LOSS RECORDS VERSUS EACH CLUB

	Total Won-Lost	A Grade Won-Lost last 8	B Grade Won-Lost last 8	C Grade Won-Lost last 8	D Grade Won-Lost last 8	Division 1 Won-Lost last 8
ALL Clubs	715-566	250-164	212-187	152-143	101-72	141-106
PLYMPTON FOOTBAL	42-48	11-17	10-16	12-11	9-4	10-14
MITCHELL PARK	54-33	21-7	16-10	9-8	8-8	14-6
KESWICK	43-40	18-15	12-12	8-12	5-1	10-11
NORTH HAVEN	31-42	7-5	7-20	9-8	8-9	3-1
SOUTH ROAD	47-25	23-10	12-4	6-4	6-7	15-6
COROMANDEL	42-29	16-14	13-8	7-6	6-1	12-13
COROMANDEL RAMBL	37-26	16-14	8-5	8-5	5-2	9-13
ICC SHARKS	21-39	8-14	5-8	8-15	0-2	4-5
SHEIDOW PARK	30-30	7-6	10-10	10-10	3-4	2-0
KENILWORTH	38-22	11-5	13-6	7-5	7-6	4-1
HECTORVILLE	27-22	13-7	9-5	2-7	3-3	11-7
MORPHETTVILLE PA	23-21	15-6	2-8	4-5	2-2	7-4
WESTMINSTER O.S.	26-18	9-8	9-4	5-4	3-2	8-5
WESTERN YOUTH CE	16-21	4-10	4-3	4-5	4-3	1-6
PANORAMA	18-14	5-4	7-7	5-3	1-0	5-4
ST GEORGE	14-16	2-0	5-8	4-5	3-3	2-0
SOUTHERN	12-12	2-0	2-5	5-4	3-3	0-0
ADELAIDE CAVALIE	16-7	3-0	9-2	3-3	1-2	1-0
BELAIR	9-9	4-1	3-3	2-5	0-0	0-0
ANZ BANK	15-4	11-2	2-1	1-1	1-0	8-2
GLENELG ANA	10-8	7-6	3-2	0-0	0-0	5-5
SOUTH PARK	14-3	0-0	7-1	6-1	1-1	0-0
MOBURY HEIGHTS	10-3	0-0	4-1	3-0	3-2	0-0
NORWOOD UNION	7-6	1-1	1-4	1-0	4-1	1-0
SEAVIEW DOWNS	9-3	4-0	4-2	1-1	0-0	0-0
WOODCROFT	6-6	0-0	0-2	2-4	4-0	0-0
ST MARKS	6-4	1-1	1-2	3-1	1-0	1-1
STATE BANK	3-6	2-0	1-5	0-1	0-0	2-0
BANK SA	6-2	0-0	2-2	4-0	0-0	0-0
MITSUBISHI	2-5	0-1	1-0	0-2	1-2	0-0
MITCHAM	3-3	0-0	1-2	1-0	1-1	0-0
CIVIL AVIATION	4-2	3-0	1-2	0-0	0-0	1-0
CAMPB'TOWN/ANZ	5-1	2-1	1-0	1-0	1-0	2-1
RIDGE PARK	5-1	0-0	0-0	3-0	2-1	0-0
CLAPHAM	2-3	0-0	1-2	1-1	0-0	0-0
HAMILTON	4-1	0-0	2-1	0-0	2-0	0-0
MORPHETT VALE	1-3	0-2	1-0	0-1	0-0	0-0
KARANA	2-2	2-1	0-1	0-0	0-0	0-0
COWANDILLA	4-0	0-0	1-0	3-0	0-0	0-0
COVE	1-3	0-0	1-2	0-0	0-1	0-0
PARAFIELD GARDEN	3-1	3-1	0-0	0-0	0-0	0-0
PORT NOARLUNGA	1-2	0-1	0-0	1-1	0-0	0-0
CAMPBELLTOWN	2-2	1-2	1-0	0-0	0-0	0-0
SEACOMBE SALV'N	3-0	0-0	2-0	0-0	1-0	0-0
P.T.C.C.	3-0	1-0	2-0	0-0	0-0	0-0
NATIONAL BANK	3-0	3-0	0-0	0-0	0-0	0-0
M.P.S.M.	1-2	0-0	1-2	0-0	0-0	0-0
NORTH PARK	2-1	0-0	0-0	0-0	2-1	0-0
ADELAIDE INDIANS	2-1	1-0	0-1	1-0	0-0	0-0
PORT DISTRICT	3-0	1-0	1-0	1-0	0-0	1-0
EASTWOOD	3-0	2-0	1-0	0-0	0-0	0-0
ROSEWATER	1-2	0-0	1-2	0-0	0-0	0-0
SAINTS	1-2	1-1	0-1	0-0	0-0	1-1
Others (22 clubs)	22-10	9-1	12-5	1-4	0-0	1-0

WARRADALE SCORING RECORDS

ALL GRADES:	Batting: lost	11442 Wickets, for	245033 Runs made, off	69250 Overs (21.42 runs/wkt, 3.54 runs/over)
	Bowling: taken	12145 Wickets, for	235215 Runs conceded, in	68659 Overs (19.37 runs/wkt, 3.43 runs/over)
A GRADE:	Batting: lost	3630 Wickets, for	80869 Runs made, off	23490 Overs (22.28 runs/wkt, 3.44 runs/over)
	Bowling: taken	4096 Wickets, for	76968 Runs conceded, in	23640 Overs (18.79 runs/wkt, 3.26 runs/over)
B GRADE:	Batting: lost	3607 Wickets, for	74020 Runs made, off	21398 Overs (20.52 runs/wkt, 3.46 runs/over)
	Bowling: taken	3746 Wickets, for	72350 Runs conceded, in	21038 Overs (19.31 runs/wkt, 3.44 runs/over)
C GRADE:	Batting: lost	2628 Wickets, for	55675 Runs made, off	15300 Overs (21.19 runs/wkt, 3.64 runs/over)
	Bowling: taken	2632 Wickets, for	54403 Runs conceded, in	15102 Overs (20.67 runs/wkt, 3.60 runs/over)
D GRADE:	Batting: lost	1577 Wickets, for	34469 Runs made, off	9062 Overs (21.86 runs/wkt, 3.80 runs/over)
	Bowling: taken	1671 Wickets, for	31494 Runs conceded, in	8879 Overs (18.85 runs/wkt, 3.55 runs/over)

HIGHEST WARRADALE TEAM SCORES

A GRADE:	5-379	in	75.0	overs	v. KENILWORTH	WON	1st	at	AWAY GROUND	div	1	R11	1994/95
	6-372	in	60.0	overs	v. ANZ BANK	WON	1st	at	AWAY GROUND	div	1	R10	1990/91
	8-371	in	76.0	overs	v. SHEIDOW PARK	WON	1st	at	AWAY GROUND	div	1	R10	1995/96
	7-337	in	76.0	overs	v. PLYMPTON FOOTB	WON	1st	at	BRIGHTON HIGH	div	1	R2	2002/03
B GRADE:	9-375	in	60.0	overs	v. WESTERN YOUTH	WON	1st	at	AWAY GROUND	div	4	R11	2007/08
	10-363	in	71.2	overs	v. SHEIDOW PARK	LOST	1st	at	AWAY GROUND	div	2	R6	1994/95
	10-353	in	52.5	overs	v. WESTERN YOUTH	WON	Outr	at	AWAY GROUND	div	4	R2	2014/15
	6-320	in	63.0	overs	v. HECTORVILLE	WON	1st	at	AWAY GROUND	div	3	R7	1984/85
C GRADE:	8-423	in	60.0	overs	v. WOODCROFT	WON	1st	at	AWAY GROUND	div	6	R7	2007/08
	7-420	in	60.0	overs	v. PORT NOARLUNGA	WON	1st	at	AWAY GROUND	div	6	R2	2014/15
	7-343	in	61.0	overs	v. KENILWORTH	WON	1st	at	CAMDEN PRIMARY	div	6	R11	1990/91
	8-330	in	58.0	overs	v. SHEIDOW PARK	WON	1st	at	AWAY GROUND	div	5	R3	1991/92
D GRADE:	3-372	in	60.0	overs	v. PLYMPTON FOOTB	WON	1st	at	AWAY GROUND	div	5	R11	2000/01
	10-366	in	59.4	overs	v. KESWICK	WON	1st	at	AWAY GROUND	div	6	R9	1992/93
	6-353	in	59.1	overs	v. KENILWORTH	WON	1st	at	AWAY GROUND	div	6	R4	1991/92
	7-351	in	60.0	overs	v. WOODCROFT	WON	1st	at	BRIGHTON HIGH	div	7	S/F	2015/16

LOWEST WARRADALE TEAM SCORES

A GRADE:	10- 24	in	25.5	overs	v. MORPHETTVILLE	LOST	Out	at	BRIGHTON HIGH	div	1	R10	2005/06
	10- 48	in	23.1	overs	v. PARAFIELD GARD	WON	Outr	at	WARRADALE PRIM	div	6	R1	1979/80
	10- 51	in	21.2	overs	v. WESTERN YOUTH	LOST	1st	at	BRIGHTON HIGH	div	1	R9	2004/05
	10- 55	in	29.1	overs	v. MITCHELL PARK	LOST	1st	at	BRIGHTON HIGH	div	1	R5	2005/06
B GRADE:	10- 35	in	25.3	overs	v. MORPHETTVILLE	LOST	Out	at	BRIGHTON HIGH	div	3	R2	2008/09
	9A- 47	in	24.2	overs	v. PLYMPTON FOOTB	WON	Outr	at	WARRADALE PRIM	div	7	R4	1980/81
	10- 56	in	26.4	overs	v. COROMANDEL	LOST	1st	at	AWAY GROUND	div	3	R5	2009/10
	10- 56	in	31.2	overs	v. MITCHELL PARK	LOST	1st	at	AWAY GROUND	div	3	R5	2005/06
C GRADE:	8A- 29	in	23.5	overs	v. WESTMINSTER O.	LOST	Out	at	MAWSON/MARYMOU	div	4	R2	1998/99
	10- 29	in	22.2	overs	v. CLAPHAM	LOST	Out	at	AWAY GROUND	div	5	R4	2008/09
	7A- 51	in	22.0	overs	v. ST GEORGE	LOST	Out	at	MAWSON/MARYMOU	div	4	R9	1999/00
	8A- 51	in	32.0	overs	v. ST GEORGE	LOST	Out	at	MAWSON/MARYMOU	div	4	R9	1999/00
D GRADE:	9A- 58	in	21.3	overs	v. SOUTH ROAD	LOST	1st	at	AWAY GROUND	div	6	R10	1995/96
	10- 60	in	28.0	overs	v. SOUTHERN	LOST	1st	at	AWAY GROUND	div	5	R4	1999/00
	10- 63	in	23.1	overs	v. ADELAIDE CAVAL	LOST	Out	at	AWAY GROUND	div	6	R6	2003/04
	10- 64	in	25.0	overs	v. ADELAIDE CAVAL	LOST	Out	at	AWAY GROUND	div	6	R6	2003/04

HIGHEST OPPOSITION TEAM SCORES

A GRADE:	8-376	in	60.0	overs	by NORTH HAVEN	DRAW		at	AWAY GROUND	div	2	S/F	2010/11
	8-372	in	60.0	overs	by SHEIDOW PARK	LOST	1st	at	AWAY GROUND	div	2	R2	2012/13
	9-368	in	75.0	overs	by PLYMPTON FOOTB	LOST	1st	at	AWAY GROUND	div	1	R8	2001/02
	9-341	in	75.0	overs	by MORPHETTVILLE	LOST	1st	at	BRIGHTON HIGH	div	1	R7	2002/03
B GRADE:	8-510	in	70.5	overs	by ROSEWATER	LOST	1st	at	CAMDEN PRIMARY	div	2	R5	1987/88
	6-407	in	60.0	overs	by COROMANDEL RAM	LOST	1st	at	AWAY GROUND	div	2	R7	2003/04
	6-398	in	75.0	overs	by SHEIDOW PARK	LOST	1st	at	AWAY GROUND	div	2	R6	1994/95
	7-358	in	60.0	overs	by NORTH HAVEN	LOST	1st	at	CAMDEN PRIMARY	div	3	R10	1989/90
C GRADE:	2d-385	in	39.0	overs	by WOODCROFT	LOST	Out	at	AWAY GROUND	div	5	R5	2008/09
	8-376	in	60.0	overs	by PLYMPTON FOOTB	LOST	1st	at	CAMDEN PRIMARY	div	4	R4	1993/94
	6-357	in	60.0	overs	by COROMANDEL	LOST	1st	at	CAMDEN PRIMARY	div	4	R9	1992/93
	9-356	in	60.0	overs	by PLYMPTON FOOTB	LOST	1st	at	AWAY GROUND	div	4	R6	1999/00
D GRADE:	6-429	in	61.0	overs	by SHEIDOW PARK	LOST	1st	at	AWAY GROUND	div	6	R8	2002/03
	6-378	in	60.0	overs	by RIDGE PARK	LOST	1st	at	CAMDEN PRIMARY	div	5	R4	1994/95
	6-348	in	60.0	overs	by MITSUBISHI	LOST	1st	at	CAMDEN PRIMARY	div	5	R11	1993/94
	5-340	in	60.0	overs	by ST GEORGE	LOST	1st	at	AWAY GROUND	div	5	R4	1998/99

LOWEST OPPOSITION TEAM SCORES

Div.1:	10- 57	in	23.3	overs	by COROMANDEL RAM	WON	Outr	at	AWAY GROUND	div	1	R1	2002/03
A GRADE:	7A- 35	in	23.4	overs	by S.A. MACCABI	WON	Outr	at	WARRADALE PRIM	div	6	R12	1979/80
	9A- 35	in	21.5	overs	by COROMANDEL RAM	WON	Outr	at	WARRADALE PRIM	div	2	R9	1983/84
	8A- 39	in	16.1	overs	by ICC SHARKS	WON	1st	at	AWAY GROUND	div	2	R4	2014/15
	9A- 40	in	26.5	overs	by HECTORVILLE	WON	Outr	at	AWAY GROUND	div	6	R7	1979/80
B GRADE:	9A- 21	in	13.3	overs	by SOUTH ROAD	WON	Outr	at	WARRADALE PRIM	div	5	R10	1982/83
	10- 22	in	12.4	overs	by ADELAIDE CAVAL	WON	Outr	at	WARRADALE PRIM	div	4	R11	1983/84
	9A- 28	in	21.5	overs	by KENILWORTH	WON	Outr	at	BRIGHTON HIGH	div	3	R8	2001/02
	10- 32	in	17.4	overs	by SEAVIEW DOWNS	WON	Outr	at	WARRADALE PRIM	div	7	R1	1980/81
C GRADE:	10- 29	in	22.3	overs	by SOUTHERN	WON	Outr	at	AWAY GROUND	div	5	R1	2001/02
	8A- 38	in	21.4	overs	by SOUTH ROAD	WON	1st	at	AWAY GROUND	div	4	R5	1999/00
	10- 39	in	25.2	overs	by SOUTHERN	WON	Outr	at	AWAY GROUND	div	5	R1	2001/02
	9A- 40	in	22.4	overs	by PLYMPTON FOOTB	WON	Outr	at	CAMDEN PRIMARY	div	5	R11	1991/92
D GRADE:	9A- 25	in	11.3	overs	by COROMANDEL	WON	Outr	at	AWAY GROUND	div	5	R2	1997/98
	10- 35	in	33.1	overs	by NORTH HAVEN	WON	Outr	at	MAWSON/MARYMOU	div	5	R10	2000/01
	9A- 39	in	19.2	overs	by HAMILTON	WON	Outr	at	BRIGHTON HIGH	div	7	R2	2015/16
	10- 41	in	19.1	overs	by WOODCROFT	WON	1st	at	AWAY GROUND	div	7	R11	2014/15

WINNING & LOSING SEQUENCES

MOST SUCCESSIVE VICTORIES

A GRADE	15	R8	(90/91) – R9	(91/92)	Div. 1
	11	R8	(80/81) – R6	(81/82)	Div. 5/4
	10	R7	(79/80) – R4	(80/81)	Div. 6/5
	9	R2	(83/84) – R10	(83/84)	Div. 2
	8	R8	(93/94) – R2	(94/95)	Div. 1*
	8	R1	(96/97) – R8	(96/97)	Div. 1
B GRADE	7	R10	(85/86) – R5	(86/87)	Div. 1
	10	R1	(85/86) – R10	(85/86)	Div. 3
	9	R7	(83/84) – R4	(84/85)	Div. 4/3
	8	R2	(92/93) – R9	(92/93)	Div. 2
C GRADE	8	R9	(82/83) – R5	(83/84)	Div. 5/4
	10	R1	(91/92) – R11	(91/92)	Div. 5
	8	R4	(96/97) – R11	(96/97)	Div. 5
	6	R1	(01/02) – R6	(01/02)	Div. 5
	5	R3	(92/93) – R7	(92/93)	Div. 4
D GRADE	5	R1	(97/98) – R5	(97/98)	Div. 4
	7	R7	(96/97) – GF	(96/97)	Div. 6
	7	R1	(15/16) – R7	(15/16)	Div. 7
	4	R1	(92/93) – R4	(92/93)	Div. 6
	4	R5	(98/99) – R8	(98/99)	Div. 5

LONGEST UNDEFEATED SEQUENCE

A GRADE	20	R8	(90/91) – R1	(92/93)	Div. 1
	12	R7	(79/80) – R6	(80/81)	Div. 7/6
	11	R8	(93/94) – R5	(94/95)	Div. 1*
B GRADE	12	R7	(83/84) – R7	(84/85)	Div. 4/3
	10	R1	(80/81) – R10	(80/81)	Div. 7
C GRADE	10	R1	(91/92) – R11	(91/92)	Div. 5
	10	R9	(06/07)	R7	(07/08)
	8	R4	(96/97) – R11	(96/97)	Div. 5
D GRADE	7	R7	(96/97) – GF	(96/97)	Div. 6
	7	R1	(15/16) – R7	(15/16)	Div. 7

MOST SUCCESSIVE LOSSES

A GRADE	12	R7	(04/05) – R7	(05/06)	Div. 1
	6	R2	(06/7) – R7	(06/07)	Div. 1
	6	R9	(11/12) – R3	(12/13)	Div. 2
	5	R7	(04/05) – R11	(04/05)	Div. 1
	5	SF	(97/98) – R4	(98/99)	Div. 1
B GRADE	10	R9	(04/05) – R7	(05/06)	Div. 3
	10	R5	(87/88) – R3	(88/89)	Div. 2/3
	8	R9	(03/05) – R5	(04/05)	Div. 2
	9	R4	(94/95) – R1	(95/96)	Div. 2
	6	R2	(08/09) – R7	(08/09)	Div. 3
C GRADE	9	R3	(05/06) – R11	(05/06)	Div. 5
	9	R11	(03/04) – R8	(04/05)	Div. 5
	7	R1	(03/04) – R7	(03/04)	Div. 4
	5	R11	(93/94) – R4	(94/95)	Div. 4*
	5	R3	(13/14) – R7	(13/14)	Div. 5
D GRADE	4	R6	(99/00) – R9	(99/00)	Div. 4
	4	R4	(08/09) – R7	(08/09)	Div. 4
	4	R6	(93/94) – R9	(93/94)	Div. 5
	4	R2	(13/14) – R5	(13/14)	Div. 7

Notes:

The A Grade lost only 2 of its first thirty games from 1979/80 to 1981/82 including 10 outright wins.

The B Grade lost 1 of its first 14 games from 1980/81 to 81/82 and won 11 of its first 34 games outright.

An undefeated sequence includes one or more draws or ties on the first innings.

HISTORY OF GROUNDS

YEAR	A GRADE	B GRADE	C GRADE	D GRADE
1979/80	Warradale Primary School			
1980/81 → 1985/86	Warradale Primary School	Warradale Primary School		
1986/87 → 1987/88	Camden Primary School	Camden Primary School		
1988/89	Morphettville Park	Morphettville Park		
1989/90	Plympton High School	Camden Primary School	Plympton High School (2)	
1990/91	Plympton High School	Plympton High School	Camden Primary School	
1991/92	Plympton High School	Plympton High School	Camden Primary School	Plympton High School (2)
1992/93	Plympton High School	Plympton High School	Camden Primary School	Camden Primary School
1993/94 → 1994/95	Brighton High School	Brighton High School	Camden Primary School	Camden Primary School
1995/96 → 1996/97	Mawson High School	Mawson High School	Camden Primary School	Camden Primary School
1997/98 → 2003/04	Brighton High School	Brighton High School	Mawson High School	Mawson High School
2004/05 → 2012/13	Brighton High School	Brighton High School	Mawson High School	
2013/14 → CURRENT	Mawson High School	Mawson High School	Brighton High School	Brighton High School

NOTE: Mawson High School has become Marymount College in the 2000's

HISTORY OF CLUBROOMS

1979/80 – > 1986/87	Warradale Hotel
1987/88	Broadway Hotel
1988/89	Morphettville Park Clubrooms
1989/90 – > 1992/93	Plympton High School Old Scholars Football Club Clubrooms
1993/94	Warradale Park Tennis Club Clubrooms
1994/95	Brighton Lacrosse Club
1995/96 – > 1999/00	Brighton Rugby Union Club
2000/01 – > 2013/14	Brighton Lacrosse Club
2014/15 – > CURRENT	Marion RSL

NOTES ON GROUNDS & CLUBROOMS

- Warradale Primary School oval was used for the first 7 years until we were asked to leave as a result of too many sixes being hit into neighbouring houses, threatening windows, plants and people.
- Camden Primary School was used for 10 years and was terminated at the end of 1996/97 due to school rationalization.
 - initially by the A's and B's and later by the C's and D's.
 - from 1988/89 to 1990/91, Camden was hired out by us to another cricket club.
- In 1988/89, it was decided to look for a larger ground for the A's and B's, Camden being too small for the higher grades. Morphy Parks was negotiated when St. Marks Cricket Club went out of operation temporarily for just the one season.
- Plympton High School was used for 4 years until such time that the school exorbitantly raised the Oval fees without notice, going back on a previous arrangement. Rob Edwards had done a wonderful job in initially negotiating Plympton. Another factor in leaving Plympton was that the future of the Plympton HOS Football Club Clubrooms became very uncertain with consistent rumours of an amalgamation and sale of the land. The land has now been sold and built on.
- Brighton High School was negotiated for a reasonable fee for 1993/94 and 1994/95.
- Renovations to Brighton High School forced the club to move to Mawson High School, on a temporary basis in 1995/96 and 1996/97 and returned long-term in 1997/98.
- The Club, after a successful year with Brighton Rugby Club Clubrooms in 1995/96, remained until 1999/2000, and then returned to Brighton Lacrosse Club after 5 years.

John Smith

CLUB EXECUTIVE OFFICIALS

SEASON	PRESIDENT	VICE PRESIDENT	SECRETARY	TREASURER
1979/80	Ted MEDWELL		Andrew HODGE	Tom BURNETT
1980/81	Ted MEDWELL		Trevor PARHAM	Tom BURNETT
1981/82	Mike SHEEHAN		Trevor PARHAM	Sandra SHEEHAN
1982/83	Mike SHEEHAN		Trevor PARHAM	Sandra SHEEHAN
1983/84	Mike SHEEHAN		Trevor PARHAM	Sandra SHEEHAN
1984/85	Mike SHEEHAN		Trevor PARHAM	Sandra SHEEHAN
1985/86	Mike SHEEHAN		Trevor PARHAM	Sandra SHEEHAN
1986/87	Mike SHEEHAN		Trevor PARHAM	Sandra SHEEHAN
1987/88	Mike SHEEHAN		Trevor PARHAM	Sandra SHEEHAN
1988/89	Peter COOMBE		Trevor PARHAM	Colleen CRAM
1989/90	Peter COOMBE	Rob EDWARDS	Trevor PARHAM	Joanne BURNETT
1990/91	Peter COOMBE	Bill BURNETT	Trevor PARHAM	Joanne BURNETT
1991/92	Peter COOMBE	Sam CONROY	Trevor PARHAM	Peter YOUNG
1992/93	Peter COOMBE	Trevor PARHAM	Sam CONROY	Mick GIBBIE
1993/94	Peter COOMBE	Trevor PARHAM	Sam CONROY	Mick GIBBIE
1994/95	Peter COOMBE	Trevor PARHAM	Tom BURNETT	Mick GIBBIE
1995/96	Peter COOMBE/Trevor PARHAM	Trevor PARHAM / John GIBBIE	Tom BURNETT	Mick GIBBIE / Geoff BELL
1996/97	Trevor PARHAM	John GIBBIE	Tom BURNETT	Geoff BELL
1997/98	Trevor PARHAM	John GIBBIE	Tom BURNETT / Paul FULLER	Geoff BELL
1998/99	Trevor PARHAM	John GIBBIE	Jill HALL	Geoff BELL
1999/00	Trevor PARHAM	John GIBBIE	Jill HALL	Geoff BELL
2000/01	Trevor PARHAM	John SMITH	Jill HALL	Geoff BELL
2001/02	Trevor PARHAM	Andrew HODGE / Peter YOUNG	Jill HALL	Geoff BELL
2002/03	Dominic GIBBIE	Andrew HODGE / Peter YOUNG	Mick LYNE	Geoff BELL
2003/04	Dominic GIBBIE	Peter YOUNG	Ashley MARSHALL	Geoff BELL
2004/05	Dominic GIBBIE	Scott DENIET	Ashley MARSHALL	Geoff BELL
2005/06	Scott DENIET	Phil DAVIDSON	Kristian SCHULTZ	Geoff BELL
2006/07	Scott DENIET	Andrew TONKIN	Vickie DENIET	Geoff BELL
2007/08	Scott DENIET	Andrew TONKIN	Tracy TOZER	Geoff BELL
2008/09	Andrew TONKIN	Phil MONAHAN	Tracy TOZER	Geoff BELL
2009/10	Andrew TONKIN	Phil MONAHAN	Tracy TOZER	Geoff BELL
2010/11	Phil MONAHAN	Dominic GIBBIE	Tracy TOZER	Geoff BELL
2011/12	Phil MONAHAN	Jason CONROY	Tracy TOZER	Geoff BELL
2012/13	Phil MONAHAN		Jill CONROY	Geoff BELL
2013/14	Anthony GREEN	Phil MONAHAN	Jill CONROY	Geoff BELL
2014/15	Anthony GREEN	Jason CONROY	Jill CONROY	Geoff BELL
2015/16	Anthony GREEN	Phil MONAHAN	Tracy TOZER	Dominic GIBBIE

CLUB OFFICIALS

SEASON	MANAGEMENT COMMITTEE	SOCIAL COMMITTEE	SELECTION COMMITTEE CHAIR
1982/83		T BARKER (CHAIR), K BAILEY, Lee BAILEY, G BELL, Sam CONROY, A HODGE, Sandra SHEEHAN	
1983/84		G BELL (CHAIR), T BURNETT, Sam CONROY, Anna COOMBE, D HODGE, L JENNINGS, B NOBLE, T PATMORE, Sandra SHEEHAN, Ann SMITH	
1984/85	T BURNETT, B BURNETT, B CONROY, M DALY, A HODGE, B NOBLE	G BELL (CHAIR), T BARKER, T BURNETT, Sam CONROY, Colleen CRAM, A HODGE, D HODGE, R NOBLE, Sandra SHEEHAN, Ann SMITH, P STEER	
1985/86	B BURNETT, B CONROY	G BELL (CHAIR), Sam CONROY, R NOBLE, Sandra SHEEHAN, Ann SMITH	
1986/87	T BURNETT, M DALY, A HODGE, J WILLIAMS, G CRAIGIE, R EDWARDS, D CRAM	G BELL (CHAIR), Colleen CRAM, B CONROY, Sam CONROY, Deb HODGE, Liz HUTTON, Jo MAZURKE, R NOBLE, Sandra SHEEHAN, Ann SMITH	
1987/88	A HODGE, J WILLIAMS, G CRAIGIE, R EDWARDS	G BELL (CHAIR), Tom BURNETT, B CONROY, Sam CONROY, Deb HODGE, R NOBLE, Sandra SHEEHAN, Ann SMITH	
1988/89	T BURNETT, B BURNETT, J WILLIAMS, G CRAIGIE, R EDWARDS, G BELL	Mary WILLIAMS (CHAIR), B BURNETT, T BURNETT, Jo BURNETT, P COOMBE, G CRAIGIE, Colleen CRAM, Lorrelle DEANE, J FRANKCOM, Deb HODGE, P HUGHES, T MEDWELL	
1989/90	G CRAIGIE (BAR MANAGER), A HODGE, S CONROY, A FORSTER	B BURNETT, T BURNETT, B CONROY, D HODGE, A WILKIN	
1990/91	A HODGE, S CONROY, A FORSTER, P YOUNG, J HEDGER	B BURNETT (CHAIR), G BELL, T BURNETT, A CONLEY, J CONROY, G CRAIGIE, D MAZURKE	
1991/92	A HODGE, A FORSTER, J HEDGER, G BELL, M BROWN, G CRAIGIE	D MAZURKE (CHAIR), B BURNETT, A CONLEY, G CRAIGIE, D GIBBIE, M GIBBIE	
1992/93	G BELL, G CRAIGIE, D MAZURKE, T BARKER	D MAZURKE (CHAIR), G BELL, N BROWNE, B BURNETT, T BURNETT, A CONLEY	
1993/94	G BELL, A CONLEY, J HALL, A MCDONALD, J SMITH	A CONLEY (CHAIR), N BROWNE, T BURNETT, B BURNETT, A FORSTER, W HOLST	
1994/95	G BELL, G CRAIGIE, A CONLEY, J GIBBIE, J SMITH	M GIBBIE (BAR MANAGER), A WILKIN (BAR), D GIBBIE (BAR)	
1995/96	B BURNETT, G BELL, G CRAIGIE, J GIBBIE, J SMITH	B BURNETT (CHAIR)	
1996/97	G CRAIGIE, P DAVIDSON, R EDWARDS, J SMITH,	Bette BRADTKE, J GIBBIE, Gillian PAVEY, P THOMSON	
1997/98	R EDWARDS, D GIBBIE, A HODGE, J SMITH	Bette BRADTKE, D GIBBIE, P THOMSON	R EDWARDS
1998/99	R EDWARDS, D GIBBIE, A HODGE, J SMITH	N BROWNE, A CONLEY, D GIBBIE	R EDWARDS
1999/00	D BROWN, R EDWARDS, D GIBBIE, K SCHULTZ, J SMITH, M WILLIAMS	A CONLEY (CHAIR), J BEATTIE	R EDWARDS
2000/01	D BROWN, J CONROY, D GIBBIE, A HODGE, J SMITH, R EDWARDS, C HUCKSTEPP, A WILKIN, M WILLIAMS	K SCHULTZ (CHAIR)	R EDWARDS
2001/02	D BROWN, J CONROY, D GIBBIE, A HODGE, J SMITH, R EDWARDS, C HUCKSTEPP, A WILKIN, M WILLIAMS	J CONROY (CHAIR)	R EDWARDS
2002/03	J CONROY, S DENIET, R EDWARDS, A MARSHALL, J SMITH, Tatum WALDING, A WILKIN	Tatum WALDING (CHAIR)	R EDWARDS
2003/04	S DENIET, P DAVIDSON, R DEY, R EDWARDS, J SMITH, P TEMBY		D BROWN
2004/05	A CONLEY, P DAVIDSON, K SCHULTZ, J SMITH,		D BROWN
2005/06	G CRAIGIE, P MARCHAEL, A MARSHALL, Tracey TOZER, Tina VINCENT,		D BROWN
2006/07	K SCHULTZ, Tracey TOZER	K SCHULTZ (CHAIR)	D BROWN
2007/08	T WEMBLEY, P DAVIDSON, P MONAHAN, A CONLEY	A CONLEY (CHAIR)	D BROWN
2008/09	T WEMBLEY, A CONLEY, S ROUTLEDGE	A CONLEY (CHAIR)	-
2009/10	P DAVIDSON, B HARPER	V DENIET (CHAIR), K SCHULTZ	-
2010/11	J CONROY	K SCHULTZ, V DENIET	D BROWN
2011/12	D GIBBIE, G MARKS	G MARKS (CHAIR), T PARHAM, A MARSHALL, K SCHULTZ, T VINCENT	D BROWN
2012/13	K SCHULTZ, A CONLEY, A MARSHALL	K SCHULTZ, A CONLEY, A MARSHALL, T PARHAM	T PARHAM
2013/14	A MARSHALL	T PARHAM, J CONROY	T PARHAM
2014/15	A MARSHALL, Tracey TOZER, A PANSINI, A TONKIN, J SMITH	J CONROY	
2015/16	B BRYSON, J SMITH, A PANSINI, M GIBBIE	J CONROY, A BALYM	M GIBBIE

NOTES:

- No information on Management Committee members from 1979/80 to 1983/84
- Some information is missing on the Social Committee.

CAPTAINS AND VICE-CAPTAINS

SEASON	A GRADE	B GRADE	C GRADE	D GRADE
1979/80	TREVOR PARHAM Dave Hodge			
1980/81	TREVOR PARHAM Andrew Hodge	DAVE PATMORE George Manos		
1981/82	TREVOR PARHAM Tom Burnett	DAVE PATMORE George Manos		
1982/83	BILL BURNETT Tom Burnett	BRIAN CONROY Dave Patmore		
1983/84	BILL BURNETT Peter Coombe	BRIAN CONROY John Smith		
1984/85	BILL BURNETT Peter Coombe	BRIAN CONROY John Smith		
1985/86	BILL BURNETT Peter Coombe	BRIAN CONROY Mike Daly		
1986/87	JOHN WILLIAMS Peter Coombe	MIKE DALY Andrew Hodge		
1987/88	JOHN WILLIAMS Tony Forster	BRIAN CONROY Geoff BELL		
1988/89	JOHN WILLIAMS Tony Forster	ROB EDWARDS Grant Craigie		
1989/90	BILL BURNETT Tony Forster	ROB EDWARDS Grant Craigie	MIKE DALY John Smith	
1990/91	BILL BURNETT Tony Forster	ROB EDWARDS Peter Coombe	MIKE DALY Michael Brown	
1991/92	BILL BURNETT Tony Forster	ROB EDWARDS Trevor PARHAM	DANNY MAZURKE Dom Gibbie	BRIAN CONROY Don Cram
1992/93	BILL BURNETT Tony Forster	TREVOR PARHAM Grant Craigie	DANNY MAZURKE Dom Gibbie	BRIAN CONROY Don Cram
1993/94	BILL BURNETT Tony Forster	TREVOR PARHAM Darren Pearce	DOM GIBBIE John Smith	JOHN GIBBIE / BRIAN CONROY Cameron Dey
1994/95	ANDREW CONLEY Mick Gibbie	GRANT CRAIGIE Paul Fuller	DOM GIBBIE -	ANDREW HODGE John Gibbie
1995/96	ANDREW CONLEY Mick Gibbie	GRANT CRAIGIE Paul Fuller	JOHN SMITH Rob Edwards	ANDREW HODGE Geoff Bell
1996/97	ANDREW CONLEY Tony Forster	GRANT CRAIGIE Paul Fuller	JOHN SMITH Rob Edwards	ANDREW HODGE Geoff Bell
1997/98	ANDREW CONLEY Graham Harrison	ANTHONY WILKIN Richie DEY	JOHN SMITH David Brown	ANDREW HODGE Geoff Bell
1998/99	ANDREW CONLEY Graham Harrison	ANTHONY WILKIN Mick Gibbie	ANDREW HODGE David Brown	DOM GIBBIE Geoff Bell
1999/00	Dave BURTENSHAW Kristian Schultz	MICK GIBBIE Andrew Huxtable	ANDREW HODGE Peter Humphery	DAVE BROWN Andrew Brown
2000/01	Dave BURTENSHAW Kristian Schultz	GREG ALSOP Andrew Huxtable	JASON CONROY Dave Ray	DAVE BROWN Andrew Brown
2001/02	Dave BURTENSHAW Kristian Schultz	GREG ALSOP Andrew Huxtable	JASON CONROY Dom Gibbie	DAVE BROWN Andrew Brown
2002/03	LACHLAN O'CONNELL Greg Alsop	MICK GIBBIE Anthony Wilkin	JASON CONROY Jarrod Wilson	PETER YOUNG Andrew Swift
2003/04	GREG ALSOP Kristian Schultz	MICK GIBBIE Anthony Wilkin	ASHLEY MARSHALL Mark Corey	PETER YOUNG Andrew Swift
2004/05	PHIL DAVIDSON Kristian Schultz	ANDREW TONKIN Anthony Wilkin	ASHLEY MARSHALL David Brown	
2005/06	PHIL DAVIDSON Kristian Schultz	ANDREW TONKIN Anthony Wilkin	ANDREW HUXTABLE David Brown	
2006/07	GREG ALSOP Kristian Schultz	PHIL MONAHAN Andrew Tonkin	DUNCAN SHEARER Trevor Parham	
2007/08	PHIL DAVIDSON Craig Wood	PHIL MONAHAN Anthony Wilkin	GRANT CRAIGIE Trevor Parham	
2008/09	BRENT HARPER Steve Routledge/Phil Davidson	PHIL MONAHAN Dom Gibbie	GRANT CRAIGIE / T PARHAM Andrew Conley	
2009/10	BRENT HARPER Paul Temby	STEVE ROUTLEDGE Phil Monahan	ANDREW CONLEY Trevor Parham	
2010/11	KRISTIAN SCHULTZ Wes Lipsett	DAVE PALMER Brenton Rowe	ANDREW CONLEY Trevor Parham	
2011/12	KRISTIAN SCHULTZ Wes Lipsett	DAVE PALMER Brenton Rowe	ANDREW CONLEY Trevor Parham	
2012/13	KRISTIAN SCHULTZ Wes Lipsett	DAVE PALMER Andrew Tonkin	ANDREW CONLEY Dom Gibbie	
2013/14	DAVE PALMER Rowan Williams	ANDREW CONLEY Ashley Marshall	JASON CONROY Brett Bryson	ANDREW TONKIN Grant Craigie
2014/15	DAVE PALMER Wes Lipsett	RICHIE DEY Paul Temby	JASON CONROY Brett Bryson	ANDREW TONKIN Anthony Wilkin
2015/16	ANTON BALYM Josh Deniet	RICHIE DEY Haimish Ferguson	GRANT CRAIGIE / P MONAHAN	BRETT BRYSON Tim Smith
Captain's name is in block print and left justified. Vice-Captain's name is in lower case and right justified.				

CAPTAIN'S TROPHIES

SEASON	A GRADE	B GRADE	C GRADE	D GRADE
1979/80	Andrew HODGE			
1980/81	Dave PATMORE	George MANOS		
1981/82	Bill BURNETT	Brian CONROY		
1982/83	Trevor PARHAM	Dave HODGE		
1983/84	Trevor PARHAM	George MANOS		
1984/85	?	John SMITH		
1985/86	?	?		
1986/87	Andrew DEANE	Tom BURNETT		
1987/88	Tony FORSTER	Geoff BELL		
1988/89	Andrew HODGE	Grant CRAIGIE		
1989/90	Andrew CONLEY	Bob NOBLE	Mike BROWN	
1990/91	Peter COOMBE	Peter YOUNG	Don CRAM	
1991/92	John WILLIAMS	Grant CRAIGIE	Mick McCULLOUGH	
1992/93	Shane RUSBY	Grant CRAIGIE	Mick McCULLOUGH	
1993/94	Andrew CONLEY	Darren PEARCE	Peter HUGHES	Cameron DEY
1994/95	Trevor PARHAM	Paul FULLER	Hamish CLARE	Andrew BROWN
1995/96	Anthony WILKIN Scott WILLIAMS	Michael HALL	Peter HUMPHERY	Dave BROWN
1996/97	John WILLIAMS	Gavin PERRYMAN	Tony LOY	Geoff BELL
1997/98	Mark WILLIAMS	Chris WATSON	Dave BROWN	Ashley MARSHALL
1998/99	Dave BURTENSHAW	Mick GIBBIE	Dave BROWN	Ashley MARSHALL
1999/00	Andrew CONLEY	Paul FULLER	Brenton ROWE	Jim GLENVILLE
2000/01	Anthony WILKIN	Andrew HODGE	Dave RAY	Greg MELLORS
2001/02	Brendon SIDON	Paul FULLER	Ashley MARSHALL	Geoff BELL
2002/03	Greg ALSOP	Peter HUGHES	Andrew HODGE	Anthony SCOTT
2003/04	Richard SIDON	Mick LYNE	Dave BROWN	Bang LUONG
2004/05	Paul TEMBY	Brenton ROWE	Duncan SHEARER	
2005/06	Andrew CONLEY	John SMITH	Mark BEAVIS	
2006/07	Paul TEMBY	Brenton ROWE	Josh DENIET	
2007/08	Scott DENIET	Justin FROST	Andrew BROWN	
2008/09	Andrew HUXTABLE	Peter BABBAGE	Braedon TONKIN	
2009/10	Nick RUSSELL	Greg MARKS	Anthony CADD	
2010/11	Richie DEY	Greg MARKS	Paul FLAMANK	
2011/12	Nick RUSSELL	Jacob MATTHEWS	Grant CRAIGIE	
2011/12	Josh DENIET	Glen REVELL	Paul FLAMANK	
2013/14	Rowan WILLIAMS	Chris GIBBIE	Troy SPANTON	Phil MONAHAN
2014/15	Anton BALYM	Dale BRUSNAHAN	Troy SPANTON	Dom GIBBIE
2015/16	Rowan WILLIAMS	Troy SPANTON	Anthony GREEN	Daniel CLARIDGE

BATTING TROPHIES

Season	A GRADE									
	Div	Name	Inn	no	Runs	Ave	100	50	30	%of Team
1979/80	6	BURNETT Tom	9	4	302	60.4	1	2	2	18
1980/81	5	HODGE Andrew	12	2	512	51.2	1	5	1	24
1981/82	4	BURNETT Tom	13	4	474	52.7	-	1	9	23
1982/83	3	BURNETT Bill	11	5	432	72.0	1	2	2	20
1983/84	2	BURNETT Bill	12	3	438	48.7	1	1	4	21
1984/85	2	BURNETT Bill	13	1	434	36.2	2	-	3	17
1985/86	1	BURNETT Bill	11	1	318	31.8	-	3	-	15
1986/87	1	PARHAM Trevor	12	-	363	30.3	-	3	4	16
1987/88	1	EDWARDS Rob	9	1	288	36.0	1	-	4	16
1988/89	1	DEANE Andrew	10	-	360	36.0	1	3	-	17
1989/90	1	HARRISON Graham	12	2	315	31.5	-	1	4	16
1990/91	1	BURNETT Bill	12	2	374	37.4	1	2	-	16
1991/92	1	HEDGER John	12	2	512	51.2	2	2	3	21
1992/93	1	GIBBIE Mick	12	-	274	22.8	-	1	5	15
1993/94	1	GIBBIE Mick	15	1	373	26.6	-	1	4	16
1994/95	1	BURNETT Bill	12	1	519	47.2	-	5	2	19
1995/96	1	CONLEY Andrew	12	-	475	39.6	1	1	3	20
1996/97	1	FORSTER Tony	10	1	428	47.6	-	5	2	20
1997/98	1	FORSTER Tony	14	-	522	37.3	2	2	1	20
1998/99	1	LISTON Dave	13	1	260	21.7	-	-	5	13
1999/00	1	KING Russell	11	-	412	37.5	-	3	3	19
2000/01	1	O'CONNELL Lachlan	9	-	431	47.9	2	3	-	25
2001/02	1	O'CONNELL Lachlan	11	-	424	38.5	-	4	3	23
2002/03	1	O'CONNELL Lachlan	10	1	359	39.9	-	3	1	19
2003/04	1	DAVIDSON Phil	15	1	369	26.4	-	2	2	16
2004/05	1	SCHULTZ Kristian	12	-	290	24.2	-	3	1	15
2005/06	1	ALSOP Greg	13	-	269	20.7	-	2	2	18
2006/07	1	DAVIDSON Phil	14	1	335	25.8	-	2	2	16
2007/08	2	ROUTLEDGE Steve	9	2	279	39.9	1	1	-	17
2008/09	2	TEMBY Paul	11	1	305	30.5	-	3	1	13
2009/10	2	LIPSETT Wes	12	-	395	32.9	-	5	1	18
2010/11	2	LIPSETT Wes	12	1	368	33.5	-	3	1	18
2011/12	2	LIPSETT Wes	10	-	313	31.3	-	1	3	18
2012/13	2	LIPSETT Wes	11	-	368	33.5	-	4	2	20
2013/14	2	LIPSETT Wes	8	1	314	44.9	2	-	2	21
2014/15	2	LIPSETT Wes	10	-	379	37.9	-	3	2	20
2015/16	2	BELSAK Andrew	11	-	398	36.2	1	2	1	21

Season	B GRADE									
	Div	Name	Inn	no	Runs	Ave	100	50	30	%of Team
1979/80										
1980/81	7	NOBLE Bob	13	2	265	24.1	-	1	3	16
1981/82	6	DALY Mick	13	1	467	38.9	2	2	-	22
1982/83	5	CONROY Brian	13	2	628	57.1	2	3	1	25
1983/84	4	SMITH John	11	3	406	50.8	-	5	-	20
1984/85	3	DALY Mick	9	1	327	40.9	-	4	-	22
1985/86	3	CONROY Brian	13	-	438	33.7	1	4	1	15
1986/87	2	CRAM Don	11	2	245	27.2	-	-	3	12
1987/88	2	CONROY Brian	13	-	308	23.7	-	1	4	14
1988/89	2	EDWARDS Rob	11	-	364	33.1	-	3	2	21
1989/90	3	WILLIAMS Mark	8	-	359	44.9	-	3	1	22
1990/91	3	EDWARDS Rob	11	2	416	46.2	2	2	1	22
1991/92	2	FULLER Paul	11	2	258	28.7	-	2	2	17
1992/93	2	EDWARDS Rob	11	3	306	38.3	1	1	2	16
1993/94	2	PARHAM Trevor	11	2	294	32.7	-	1	2	20
1994/95	2	HALL Michael	11	2	267	29.7	1	-	1	17
1995/96	3	CRAIGIE Grant	13	2	355	32.3	-	3	2	16
1996/97	2	PARHAM Trevor	9	1	267	33.4	1	-	2	19
1997/98	2	FULLER Paul	8	-	233	29.1	-	2	1	18
1998/99	2	EDWARDS Rob	12	1	413	37.5	1	1	5	19
1999/00	2	GIBBIE Mick	13	-	367	28.2	-	1	5	16
2000/01	2	ALSOP Greg	12	2	440	44	1	3	-	21
2001/02	3	ALSOP Greg	12	1	667	60.6	3	2	4	27
2002/03	2	GIBBIE Mick	12	1	576	52.4	-	5	4	23
2003/04	2	GIBBIE Mick	11	-	251	22.8	-	-	2	15
2004/05	2	GIBBIE Dom	12	2	196	19.6	-	-	3	13
2005/06	3	TONKIN Andrew	13	1	161	13.4	-	-	1	11
2006/07	4	PALMER Dave	5	-	297	59.4	1	2	-	38
2007/08	4	MONAHAN Phil	12	-	400	33.3	-	3	3	18
2008/09	3	HUGHES Peter	12	-	208	17.3	-	-	4	11
2009/10	3	LIGHTFOOT Derek	7	2	245	49	-	2	1	26
2010/11	3	HUGHES Peter	8	1	222	31.7	1	-	2	19
2011/12	3	PALMER Dave	13	2	322	29.3	-	2	3	20
2012/13	4	PALMER Dave	12	1	339	30.8	-	3	2	16
2013/14	4	CONLEY Andrew	8	2	413	68.8	1	3	1	26
2014/15	4	FERGUSON Haimish	13	3	338	33.8	-	3	1	14
2015/16	4	WILSON Gary	9	3	355	59.2	-	4	2	21

➤ SHADED PLAYERS REPRESENT ASSOCIATION BATTING AWARDS – 5 Occasions (1 A Grade, 2 B Grade, 1 C Grade, 1 D Grade)

BATTING TROPHIES

Season	C GRADE									
	Div	Player Name	Inn	no	Runs	Ave	100	50	30	%of Team
1979/80										
1980/81										
1981/82										
1982/83										
1983/84										
1984/85										
1985/86										
1986/87										
1987/88										
1988/89										
1989/90	6	DALY Mick	11	-	476	43.3	1	4	-	22
1990/91	6	HODGE David	10	1	394	43.8	-	5	1	17
1991/92	5	SHAW Phil	7	3	256	64.0	1	1	1	18
		GIBBIE Dom	12	3	256	28.4	-	1	3	10
1992/93	4	HOLST Bill	7	-	265	37.9	1	2	-	16
1993/94	4	GIBBIE Dom	11	-	274	24.9	-	2	1	12
1994/95	4	GIBBIE Dom	11	1	189	18.9	-	-	3	10
1995/96	5	EDWARDS Rob	12	2	678	67.8	1	5	2	29
1996/97	5	EDWARDS Rob	14	3	437	39.7	1	2	4	20
1997/98	4	EDWARDS Rob	7	1	282	47	-	2	4	24
1998/99	4	HODGE Andrew	14	4	305	30.5	-	1	4	16
1999/00	4	HODGE Andrew	13	1	268	22.3	-	1	4	14
2000/01	4	PARR Ashley	12	-	192	16	-	-	3	11
2001/02	5	GIBBIE Dom	11	1	413	41.3	2	-	1	17
2002/03	4	COREY Mark	11	3	357	44.6	-	3	2	24
2003/04	4	COREY Mark	9	-	287	31.9	-	2	1	19
2004/05	5	PARHAM Trevor	9	1	383	47.9	1	2	-	23
2005/06	5	MONAHAN Phil	10	-	265	26.5	-	2	1	20
2006/07	7	PARHAM Trevor	5	-	392	78.4	2	2	1	38
2007/08	6	CRAIGIE Grant	11	-	591	53.7	1	5	1	26
2008/09	5	BELL Geoff	13	1	258	21.5	-	-	3	13
2009/10	6	CONLEY Andrew	12	3	650	72.2	4	2	-	26
2010/11	6	CONLEY Andrew	9	1	265	33.1	-	2	1	16
2011/12	6	CONLEY Andrew	11	4	479	68.4	2	1	2	25
2012/13	6	CONLEY Andrew	7	-	382	54.6	-	3	3	28
2013/14	5	FERGUSON Jason	10	-	445	44.5	-	4	3	25
2014/15	6	MONAHAN Phil	7	-	229	32.7	-	3	-	22
2015/16	6	PANSINI Angelo	10	2	309	38.6	-	3	-	21

Season	D GRADE									
	Div	Player Name	Inn	no	Runs	Ave	100	50	30	%of Team
1979/80										
1980/81										
1981/82										
1982/83										
1983/84										
1984/85										
1985/86										
1986/87										
1987/88										
1988/89										
1989/90										
1990/91										
1991/92	6	CONROY Brian	12	1	394	35.8	-	3	3	16
1992/93	6	EMERY Peter	9	-	535	59.4	2	2	2	29
1993/94	5	GIBBIE John	10	1	284	31.6	1	-	2	14
1994/95	5	GIBBIE John	11	-	400	36.4	1	3	1	17
1995/96	6	BELL Geoff	13	3	384	38.4	-	3	4	17
1996/97	6	HODGE Andrew	12	2	757	75.7	2	6	2	29
1997/98	5	HODGE Andrew	14	2	596	49.7	1	5	2	22
1998/99	5	BELL Geoff	11	2	314	34.9	1	1	2	17
1999/00	5	BELL Geoff	12	-	308	25.7	-	2	3	20
2000/01	5	BELL Geoff	11	-	367	33.4	-	5	1	18
2001/02	6	BELL Geoff	11	1	462	46.2	1	2	4	23
2002/03	6	SWIFT Andrew	12	-	289	24.1	-	2	2	13
2003/04	6	SWIFT Andrew	11	1	287	28.7	1	-	2	19
2004/05										
2005/06										
2006/07										
2007/08										
2008/09										
2009/10										
2010/11										
2011/12										
2012/13										
2013/14	7	TONKIN Andrew	10	2	259	32.4	1	-	1	15
2014/15	7	RUSSELL Nic	4	1	176	58.7	-	1	3	29
2015/16	7	HUGHES Peter	10	1	364	40.4	1	-	4	18

➤ SHADED PLAYERS REPRESENT ASSOCIATION BATTING AWARDS – 5 Occasions (1 A Grade, 2 B Grade, 1 C Grade, 1 D Grade)

BOWLING TROPHIES

Season	A GRADE									B GRADE								
	Div	Name	Ovrs	Wkts	Ave	5w	3w	Ba/Wkt	%of Team	Div	Name	Ovrs	Wkts	Ave	5w	3w	Ba/Wkt	%of Team
1979/80	6	SINCLAIR Bob	207.4	43	8.8	2	5	29	26									
1980/81	5	SINCLAIR Bob	206.2	50	9.2	4	7	25	34	7	BELL Geoff	161.1	38	11.4	2	6	25	30
1981/82	4	BELL Geoff	172.2	44	9.3	3	5	24	33	6	PATMORE Dave	169.5	41	11.2	4	1	25	26
1982/83	3	COOMBE Peter A	100.4	30	11	-	7	20	31	5	PATMORE Dave	94.5	33	9.5	2	6	17	37
1983/84	2	PAPAGALLO Frank	151	29	14.1	1	5	31	27	4	STEER Peter	200.4	39	13.8	3	3	31	32
1984/85	2	PAPAGALLO Frank	145.3	34	13.8	3	4	26	33	3	DEANE Andrew	197	45	12.1	3	7	26	34
1985/86	1	COOMBE Peter A	100.3	23	17.2	1	2	26	28	3	BELL Geoff	137.5	24	16.8	2	3	34	31
1986/87	1	WILLIAMS John	130.2	22	13.7	-	5	36	25	2	BELL Geoff	140.4	28	15.7	2	4	30	37
1987/88	1	COOMBE Peter A	126.5	27	17.8	1	4	28	29	2	CRAIGIE Grant	104.1	15	23.9	-	3	42	24
1988/89	1	WILLIAMS John	180.4	29	18	1	4	37	31	2	BELL Geoff	164	19	27.1	-	3	52	22
1989/90	1	WILLIAMS John	178.3	33	13.8	2	3	32	27	3	SANTOS John PEARCE Mike	81.4 112.4	17 17	19.8 21.2	- 1	3 1	29 40	19 36
1990/91	1	WILLIAMS John	191.1	28	14.8	-	6	41	23	3	CRAIGIE Grant	163.4	26	18	2	3	38	20
1991/92	1	BROWNE Noel	153.2	34	15	3	4	27	28	2	BARNETT Mick	121.1	22	12.1	-	5	33	25
1992/93	1	COOMBE Peter A	125.1	24	15.8	1	5	31	32	2	BARNETT Mick	137	27	11.6	2	3	30	30
1993/94	1	WILLIAMS John	159.4	26	15.9	-	5	37	22	2	CRAIGIE Grant	114	17	21.6	-	3	40	20
1994/95	1	WILKIN Anthony	155.1	24	19.6	2	4	39	22	2	HUCKSTEPP Craig SMITH John	58 108.4	17 17	7.4 27.9	2 -	1 3	20 38	44 25
1995/96	1	WILLIAMS John	200.3	27	15	1	4	45	26	3	CRAIGIE Grant	131.5	27	13.7	1	4	29	25
1996/97	1	WILLIAMS John	163	24	14.4	1	4	41	26	2	CRAIGIE Grant	66.5	13	17.2	-	2	31	14
1997/98	1	BROWNE Noel	145.1	25	21.5	1	2	35	20	2	WILKIN Anthony	152.1	25	13.4	-	5	37	26
1998/99	1	LISTON Dave	153	26	17.8	2	2	35	30	2	WILKIN Anthony	174.1	31	13.7	1	6	34	29
1999/00	1	BURTENSHAW Dave KING Russell	139.4 154.1	25 25	15.4 18.8	1 -	2 5	34 37	23 22	2	GIBBIE Mick	133.4	26	18	1	3	31	22
2000/01	1	WILKIN Anthony	227.5	47	15.6	3	7	29	41	2	HUXTABLE Andrew	64	11	27.5	-	2	35	23
2001/02	1	WILKIN Anthony	155.4	25	19.4	2	3	37	27	3	BEATTIE John	117.2	31	10.4	-	6	23	25
2002/03	1	DENIET Scott	170.4	30	15.3	1	5	34	29	2	WILKIN Anthony	207.3	38	13.5	2	5	33	28
2003/04	1	SMITH Dave	118.5	25	17.2	2	3	29	37	2	GIBBIE Mick	98.1	20	20	-	3	29	23
2004/05	1	SIDON Brendon	137.4	18	24.7	1	2	46	22	2	TONKIN Andrew	96.3	17	20.1	1	2	34	23
2005/06	1	EDWARDS Shaun	171.2	31	25.1	2	4	33	37	3	WILLIAMS Scott	100.4	20	16.5	1	3	30	31
2006/07	1	DENIET Scott	148.3	17	31.4	-	3	52	20	4	WILLIAMS Scott	77.4	13	14.1	-	2	36	28
2007/08	2	WOOD Craig	109.3	30	13.3	2	4	22	33	4	WILKIN Anthony	122.2	23	12.6	1	4	32	29
2008/09	2	SIDON Brendon	137.3	23	16.1	1	2	36	22	3	WILKIN Anthony	111.1	17	21.6	1	1	39	31
2009/10	2	HARPER Brent	104	31	10.2	1	6	20	25	3	WILKIN Anthony TONKIN Andrew	104 73.3	12 12	23.5 23.9	- -	2 1	52 37	22 29
2010/11	2	MARSHALL Ashley	93	22	18.5	-	6	25	20	3	ROWE Brenton	41.5	15	14.5	1	2	17	20
2011/12	2	WILLIAMS Rowan	123.4	21	16.4	1	3	35	28	3	MARSHALL Ashley	131	25	17.6	1	4	31	31
2012/13	2	WILLIAMS Rowan	145.3	25	17.2	1	3	35	28	4	MARSHALL Ashley	139	26	15.6	-	4	32	29
2013/14	2	ISLAM Robiul	143.5	30	13.6	2	6	29	36	4	MARSHALL Ashley	95	20	22.4	-	3	28	25
2014/15	2	MARSHALL Ashley	99.5	26	11.3	1	4	23	23	4	BRUSNAHAN Dale	129	29	14.9	-	4	27	25
2015/16	2	WILLIAMS Rowan DENIET Josh	89 98	13 13	20.7 23.8	- -	2 3	41 45	14 14	4	MARSHALL Ashley	110.2	23	11.2	1	3	29	27

➤ SHADED PLAYERS REPRESENT ASSOCIATION BOWLING AWARDS – 8 Occasions (3 A Grade, 2 B Grade, 1 C Grade, 2 D Grade)

BOWLING TROPHIES

Season	C GRADE									D GRADE								
	Div	Name	Ovrs	Wkts	Ave	5w	3w	Ba/Wkt	%of Team	Div	Name	Ovrs	Wkts	Ave	5w	3w	Ba/Wkt	%of Team
1979/80																		
1980/81																		
1981/82																		
1982/83																		
1983/84																		
1984/85																		
1985/86																		
1986/87																		
1987/88																		
1988/89																		
1989/90	6	WILLCOX Steve	100	19	13.7	-	3	32	23									
1990/91	6	MAZURKE Danny	181	33	14.5	3	2	33	29									
1991/92	5	MAZURKE Danny	176.4	42	11.6	3	5	25	36	6	HUMPHERY Peter	142.4	25	18.1	2	2	34	30
1992/93	4	SMITH John	113.4	31	13.5	3	2	22	39	6	BELL Geoff GIBBIE John	78.3 80	22 22	10.8 13.5	1 3	2 1	21 22	22 37
1993/94	4	BROWN Mike	114	23	18.6	2	2	30	26	5	GIBBIE John	97.2	24	17	1	5	24	26
1994/95	4	SCOTT Ron	93	12	28.1	-	2	46	18	5	GIBBIE John	100.2	33	14.3	4	2	18	32
1995/96	5	SMITH John	100.3	18	19.7	-	3	34	17	6	GIBBIE John	152.3	37	15.7	3	5	25	39
1996/97	5	McNAMARA Trinity	112.4	28	11.7	2	4	24	39	6	GIBBIE John	204.2	57	10.3	6	6	22	43
1997/98	4	SCOTT Ron	180	25	15.6	2	-	43	25	5	GIBBIE John	128.5	29	17	1	3	27	25
1998/99	4	SMITH John	106.1	29	9.1	3	3	22	27	5	GIBBIE John	91	19	18.1	-	3	29	23
1999/00	4	HUMPHERY Peter	129.5	19	26.4	1	1	41	21	5	BROWN David F	164.1	31	15.1	-	6	32	27
2000/01	4	MARSHALL Ashley	50.4	12	20.2	-	2	25	43	5	BROWN David F	135.5	21	17.6	-	3	39	17
2001/02	5	SMITH John	141.4	32	12.1	2	2	27	27	6	BROWN David F	131.5	22	16.8	1	3	36	25
2002/03	4	SMITH John TONKIN Andrew	108.2 143.2	23 23	16.5 20.5	1 1	2 2	28 37	26 25	6	MARSHALL Ashley	83.1	18	16.4	-	4	28	30
2003/04	4	SCOTT Ron	98.5	21	14	1	1	28	30	6	WILLCOX Steve	132.2	23	16.7	1	3	35	26
2004/05	5	BROWN David F MARSHALL Ashley	80 120	18 18	14.7 21.7	- -	4 2	27 40	28 19									
2005/06	5	BROWN David F	122.5	17	21.3	-	3	43	21									
2006/07	7	SMITH John BROWN David F	65.3 98	18 18	12.9 15.2	- 1	3 3	22 33	27 27									
2007/08	6	SMITH John	68.1	18	12.2	1	1	23	25									
2008/09	5	SMITH John	61.1	11	29.2	-	1	33	17									
2009/10	6	BROWNE Noel	108.2	19	20.2	-	4	34	20									
2010/11	6	BROWN David F	45	14	9.8	-	2	19	24									
2011/12	6	WILKIN Anthony	126.5	20	12.9	-	2	38	18									
2012/13	6	TRUSCOTT Chad	123.5	25	16.9	2	3	30	29									
2013/14	5	MILDREN Bryan BRYSON Brett	112 102.3	16 16	17.8 24.0	1 1	1 1	42 38	26 24	7	WILKIN Anthony	91.1	20	12.2	2	3	27	30
2014/15	6	BRYSON Brett	80.3	14	25	-	2	34	18	7	WILKIN Anthony	83	15	16.4	-	2	33	21
2015/16	6	WILKIN Anthony	125	19	15.9	1	-	39	19	7	CORNELISSEN Jack BRYSON Brett	108.2 113.3	28 28	7.5 12.7	1 2	4 1	23 24	22 21

➤ SHADED PLAYERS REPRESENT ASSOCIATION BOWLING AWARDS – 8 Occasions (3 A Grade, 2 B Grade, 1 C Grade, 2 D Grade)

CLUB TROPHIES

SEASON	CRICKETER OF THE YEAR	BEST ALL-ROUNDER	MOST IMPROVED	BEST FIELDER	PRESIDENT'S TROPHY	MVP FINALS	MVP GRAND FINAL
1979/80		D FORDHAM					
1980/81		T PARHAM	J SMITH				
1981/82	D PATMORE	S JOYCE (A'S) G MANOS (B'S)	A MCLACHLAN				
1982/83	B CONROY	T BURNETT (A'S) G MANOS (B'S)	J SMITH				
1983/84	P STEER	P COOMBE (A'S) G BELL (B'S)	S WILLIAMS				
1984/85	A DEANE	-				P COOMBE	
1985/86	J WILLIAMS	-				W HOLST	
1986/87	J WILLIAMS	A FORSTER	D TRAPPETT	S WILLIAMS		J WILLIAMS	
1987/88	B CONROY	P COOMBE	G CRAIGIE	P STEER			
1988/89	J WILLIAMS	J WILLIAMS	M PEARCE	M PEARCE			
1989/90	J WILLIAMS	J WILLIAMS	P YOUNG	G HARRISON		G BELL	
1990/91	J WILLIAMS	D MAZURKE	C HUCKSTEPP	J CONROY	S RUSBY	J WILLIAMS	
1991/92	D MAZURKE	A FORSTER	P SHAW	C COOMBE	M GIBBIE	R MITCHELL	
1992/93	J SMITH	J GIBBIE	M KNOWLES	P DUGGIN	T BURNETT	G BELL	P COOMBE
1993/94	J WILLIAMS	J GIBBIE	S WOOD	J CONROY	A WILKIN	R MITCHELL	
1994/95	J GIBBIE	A CONLEY	J LANDORF	R DEY	A HODGE	J WILLIAMS	J WILLIAMS
1995/96	J GIBBIE	A CONLEY	R DEY	D LITSTER	P DAVIDSON	R SCOTT	A FORSTER
1996/97	J GIBBIE	T MCNAMARA	D PALMER	A MADDERN	M GIBBIE	A FORSTER	J GIBBIE
1997/98	T FORSTER	A FORSTER	D BROWN	C WATSON	G BELL	J GIBBIE	
1998/99	J SMITH	D LISTON	B LUONG A GREEN	D PALMER	S WILLIAMS	A WILKIN	
1999/00	R KING	R KING	A HUXTABLE	R DEY	A WILKIN	A WILKIN	
2000/01	K SCHULTZ	A MARSHALL	M LYNE	P DAVIDSON	J CONROY		
2001/02	G ALSOP	M GIBBIE	S DENIET	A HUXTABLE	A HUXTABLE	A MARSHALL	M GIBBIE
2002/03	M GIBBIE	S BRAMMY	P TEMBY	M BARTON	S WILLIAMS	M BARTON	D GIBBIE
2003/04	M GIBBIE	S WILLCOX	P DAVIDSON	S WILLCOX	J SMITH		
2004/05	P TEMBY	P TEMBY	D GRAHAM	B ROWE	G CRAIGIE		
2005/06	A HUXTABLE	K SCHULTZ	D SHEARER	A HUXTABLE	J SMITH		
2006/07	K SCHULTZ	D BROWN	J FROST	P DAVIDSON	D PALMER		
2007/08	A MARSHALL	A MARSHALL	J DENIET	P TEMBY	S ROUTLEDGE		
2008/09	A MARSHALL	T MCNAMARA	R DEY	P BABBAGE	T PARHAM	K SCHULTZ	
2009/10	B HARPER	B HARPER	B TONKIN	D PALMER	S ROUTLEDGE	W LIPSETT	
2010/11	W LIPSETT	W LIPSETT	B ROWE	D PALMER	Tracey TOZER	R WILLIAMS	
2011/12	R WILLIAMS	J DENIET	J MATTHEWS	D PALMER	A CONLEY	C HUCKSTEPP	
2012/13	K SCHULTZ	A GREEN	B ARMAN	B ARMAN	K SCHULTZ		
2013/14	A PANSINI	A PANSINI	R ISLAM	A PANSINI	J CONROY	R ISLAM	
2014/15	A PANSINI	L FERGUSON	A MARTIN	D MAHONEY	P HUGHES	R ISLAM	
2015/16	A PANSINI	J CORNELISSEN	L FERGUSON	J CORNELISSEN	B MILDREN	P HUGHES	

CLUB AWARDS

SEASON	OUTSTANDING SERVICE AWARD	SUPPORTER OF THE YEAR	GOLDEN GLOBE AWARD	BROKEN STUMP AWARD
1989/90	Trevor PARHAM	Anita WILLIAMS		
1990/91	Bill BURNETT	Sally PERKINS		
1991/92	Trevor PARHAM	Sarah ADAMSON		
1992/93	Mick GIBBIE	Jill HALL	Matthew KNOWLES (no runs)	
1993/94	Peter HUGHES	Mary WILLIAMS	Anthony WILKIN	
1994/95	John GIBBIE	Kate WILLOUGHBY	Richie DEY (5 ducks)	
1995/96	Geoff BELL	Dave HODGE	Trevor PARHAM (3 ducks)	
1996/97	John SMITH	Graham WILKINS	Scott WILLIAMS (3 ducks)	
1997/98	Trevor PARHAM	Mick & Pat HARRISON	Columbia CARNEY (4 ducks)	
1998/99	John SMITH	Pat BROWN	Dave BROWN (2 ducks)	
1999/00	Kristian SCHULTZ	Jodie BEATTIE	Dave PALMER (2 ducks)	
2000/01	Andrew HODGE	Jodie BEATTIE	Richie DEY (5 ducks)	Craig HUCKSTEPP (6 for 361)
2001/02	Dave HODGE	Tatum WALDING	Jason CONROY (3 ducks)	Andrew CONLEY (1 for 110)
2002/03	Tatum WALDING	Vicki DENIET	Peter YOUNG (6 ducks)	Trevor PARHAM (2 overs with triple bouncing balls)
2003/04	Dom GIBBIE	Lisa BRAYSHER	Trevor PARHAM (5 ducks)	Simon BRAMMY (1 for 147)
2004/05	Brighton Lacrosse Club	Simon BRAMMY	Dave PALMER (3 ducks)	Anthony WILKIN
2005/06	Geoff BELL	Tracy TOZER	Peter HUGHES (4 ducks)	Jarrold WILSON (1 for 187)
2006/07	Kristian SCHULTZ	Vicki DENIET	Ashley MARSHALL (4 ducks)	Noel BROWNE (2 for 195)
2007/08	Tracy TOZER	Mitchell Park Football Club	Andrew CONLEY (3 ducks)	Kristian SCHULTZ (bat throwing)
2008/09	Tracy TOZER	Tina VINCENT	Phil, Justin & Peter MONAHAN (7 collective ducks)	Dave BROWN (3 for 166)
2009/10	Vicki DENIET	Debra, Megan, Ashlee HARPER	Greg MARKS (4 ducks)	B Grade bowlers v South Coasters
2010/11	Trevor PARHAM	Mal WILLIAMS	Paul REES (4 ducks)	Jason CONROY (2 overs, 0-29)
2011/12	Geoff BELL	Eli TAVARES	Richie DEY (4 ducks)	Dave BROWN (34 off an over)
2012/13	Craig HUCKSTEPP	Geoff BELL	Rowan WILLIAMS (4 ducks)	Braedon TONKIN (12 ball over)
2013/14	Jill CONROY	Ivan JURIC	Paul TEMBY	Anthony GREEN (2 for 233)
2014/15	Geoff BELL	Naomi REID	Haimish, Lachy & Jason FERGUSON (all made ducks in R8 v ICC Sharks)	The TONKIN Family (Andrew & Braedon)
2015/16	Angelo PANSINI	Natalie FEURERHERDT	Rowan WILLIAMS (4 ducks)	Marc SCHMIAUKE (2 for 157)

ASSOCIATION AWARDS

- A total of 21 Warradale players have won Association Trophies.
- Two players have won an award twice – Andrew Hodge and John Gibbie

SEASON	AWARD	PLAYER	DETAILS
1980/81	Div. 5 Batting	Andrew HODGE	511 runs
1980/81	Div. 5 Bowling	Bob SINCLAIR	50 wickets
1982/83	Div. 5 Batting	Brian CONROY	628 runs
1984/85	Div. 3 Bowling	Andrew DEANE	45 wickets
1990/91	Div. 1 Bowling	Noel BROWNE	34 wickets
1993/94	Div. 1-7 Wicket-keeping	Darren PEARCE	45 votes
1995/96	Div. 4-7 Batting	Rob EDWARDS	678 runs
1995/96	Div. 4-7 Bowling	John GIBBIE	37 wickets
1996/97	Div. 6 Batting	Andrew HODGE	695 runs
1996/97	Div. 4-6 Bowling	John GIBBIE	52 wickets
1997/98	Fielding	Chris WATSON	17 votes
2000/01	Div. 1 Bowling	Joel WILKIN	47 wickets
2001/02	Div. 2 Batting	Greg ALSOP	562 runs
2001/02	Div. 5 Bowling	John SMITH	30 wickets
2007/08	Div. 1-7 Wicket-keeping	Andrew HUXTABLE	42 votes
2013/14	Div. 5 Fielding	David JONES	7 votes
2014/15	Div.2 Wicket-keeping	Anton BALYM	42 votes
2014/15	Div.4 Bowling	Dale BRUSNAHAN	26 wickets
2015/16	Div.6 Wicket-keeping	Greg MARKS	34 votes
2015/16	Div.6 Fielding	Jason CONROY	9 votes
2015/16	Div.7 Fielding	Glenn HARRIS	10 votes

ADELAIDE & SUBURBAN CRICKET ASSOCIATION

PREMIERSHIP WINNERS 1899/00 - 2015/16

YEAR	DIV. 1	DIV. 2	YEAR	DIV. 1	DIV. 2	DIV. 3	DIV. 4	DIV. 5
1899-1900	Bowden		1936-37	Goodwood Baseball	Grange	Foy & Gibson		
1900-01	Bowden		1937-38	Hawthorn	Goodwood	Goodwood Baseball		
1901-02	Bowden		1938-39	Hawthorn	Myer Emporium	Coromandel		
1902-03	West Torrens		1939-40	Hawthorn	Coromandel	Kenilworth Ftblrs		
1903-04	Bankville		1940-41	Southwark	Unley ANA			
1904-05	Bankville		1941-42	Fulham				
1905-06	Prospect		1942-43	Sturt				
1906-07	Bankville		1943-44	Fulham				
1907-08	Prospect		1944-45	YMCA	Coromandel			
1908-09	Prospect		1945-46	Coromandel	Air Force			
1909-10	South United		1946-47	YMCA	Holdfast	Coro Ramblers		
1910-11	South United		1947-48	Coromandel	Southwark	Shell	Sturt II	
1911-12	South United	Wellington	1948-49	Southwark	Malvern	Goodwood Baseball	Glen Osmond Red	Coldstream
1912-13	Prospect	Kenilworth	1949-50	ETSA	Kenilworth	Glenelg Stragglers	Healings	
1913-14	South United	Kenilworth	1950-51	Sturt Colts	Glenelg Stragglers	Healings	Advertiser Press	
1914-15	Bowden	Wattle	1951-52	Grange	Grange II	Advertiser Press	Blackwood RSL	
1915-16	Norwood Ftblrs	Welland	1952-53	Sturt	St Marks	Blackwood RSL	Edwardstown 'B'	
1916-17	Norwood Ftblrs		1953-54	Coromandel	Taxation	Newton McLaren	Burnside	Thebarton CYMS
1917-18	Foresters		1954-55	Coromandel	LRWE	Fulham	Elder Smith	Goodwood CYMS
1918-19	Wallaby		1955-56	Sturt	Fulham	Thebarton CYMS	Ascot Park II	Glenelg RSL
1919-20	Prospect		1956-57	South Road	Glenelg Stragglers	Glenelg RSL	Brighton	SA Rubber Mills
1920-21	Prospect		1957-58	Kenilworth	Fauldings	Glenelg Stragglers II	SA Rubber Mills	Wanderers
1921-22	St Luke		1958-59	Sturt	Fulham	Keswick White CYMS	Wanderers	Hackney Rovers
1922-23	Wallaby		1959-60	Kenilworth	Kenilworth II	Newton McLaren	Happy Valley	
1923-24	St Luke		1960-61	Kenilworth	Marion II	Happy Valley	Coromandel II	
1924-25	YMCA		1961-62	St Marks	Brompton	Shell	Mehaffays	
1925-26	St Luke		1962-63	South Road	Shell	South Road II	Rooland	
1926-27	YMCA		1963-64	Grange	Coro Ramblers	Belair	Keswick Red CYMS	
1927-28	East Adelaide		1964-65	Kenilworth	Fulham	Coromandel II	Plympton Ftblrs	
1928-29	Adeiphian		1965-66	Kenilworth	Brompton	Rooland	Grange III	
1929-30	Glen Osmond		1966-67	South Road	Rooland	Plympton Ftblrs	Salesian OBA	
1930-31	Fulham	Parkside	1967-68	South Road	Plympton Ftblrs	Newton McLaren	Western Districts II	
1931-32	YMCA	Wallaby	1968-69	Plympton Ftblrs	Mitchell Park	Civil Aviation	Plympton Ftblrs II	
1932-33	Fulham	Glen Osmond	1969-70	South Road	Coro Ramblers	ANZ Bank	Adult Deaf	
1933-34	Walkerville	East Adelaide	1970-71	Kenilworth	St Marks	Salesian OBA	Coro Ramblers II	
1934-35	YMCA	Hawthorn	1971-72	South Road	Civil Aviation	Clapham	South Road III	
1935-36	Southwark	Postal Electricians	1972-73	Plympton Ftblrs	Camden Ftblrs	Chrysler	Seaton Ramblers II	Kenilworth IV

YEAR	DIV. 1	DIV. 2	DIV. 3	DIV. 4	DIV. 5	DIV. 6	DIV. 7
1973-74	South Road	Salesian OBA	Seaton Ramblers	Seaton Ramblers II	Camden Ftblrs II		
1974-75	Kenilworth	Camden Ftblrs	Southern Districts	St Marks II	Chrysler II		
1975-76	St Marks	Norwood Union	Mitchell Park II	Camelec	Norwood Union II		
1976-77	St Marks	Civil Aviation	Keswick II	Keswick III	Civil Aviation II		
1977-78	Mitchell Park	Salesian II	Keswick II	ANZ Bank II	Coro Ramblers III	North Haven	
1978-79	Hectorville	Clapham	Keswick White	North Haven	Netley	ANZ Bank III	North Haven II
1979-80	Clapham	ANZ Bank	North Haven	Westminster OS	PTCC II	Eastwood	Plympton Ftblrs III
1980-81	Hectorville	MPSM	Kenilworth II	Eastwood	Mitchell Park III	Campbelltown II	Karana
1981-82	ANZ Bank	Civil Aviation	PTCC	Warradale	Karana	Warradale II	Glenelg Lacrosse
1982-83	Coro Ramblers	Keswick	Warradale	Savings Bank	Warradale II	North Haven II	Hectorville IV
1983-84	Coro Ramblers	Norwood Union	Karana	Warradale II	Westminster OS II	Henley OS	Keswick V
1984-85	Plympton Ftblrs	Warradale	Plympton Ftblrs II	Rosewater	Coromandel III	ETSA Cavaliers	Seaview Downs IV
1985-86	Hectorville	Civil Aviation	Warradale II	Henley OS	State Bank II	St George	State Bank III
1986-87	Westminster OS	Morphettville Park	Keswick H	Adelaide Cavaliers	St George	Hectorville IV	Norwood Union III
1987-88	Keswick	Saints	Panorama	Coro Ramblers III	Cowandilla	St George II	Coro Ramblers IV
1988-89	South Road	Mitchell Park II	St George	Mitchell Park III	PTCC	Osborne	Hectorville IV
1989-90	Plympton Ftblrs	State Bank	North Haven	Mitcham	Coromandel III	Osborne II	Plympton Ftblrs V
1990-91	Warradale	North Haven	Coro Ramblers II	ANZ Bank II	Plympton Ftblrs IV	ANZ Bank IV	South Road IV
1991-92	Warradale	St Marks	Adelaide Cavaliers	Keswick III	St Marks II	Mitsubishi	St Marks III
1992-93	Warradale	Panorama	Hectorville II	Sheidow Park	North Haven III	Warradale IV	Modbury Heights III
1993-94	Warradale	Kenilworth	State Bank	St George II	South Road III	Norwood Union II	Sheidow Park II
1994-95	Coro Ramblers	Sheidow Park	Norwood Union	Plympton Ftblrs III	Mitchell Park III	Plympton Ftblrs V	Coromandel IV
1995-96	Keswick	Plympton Ftblrs II	Keswick II	Glenelg ANA II	ICC Sharks	Morphettville Pk III	Plympton Ftblrs VI
1996-97	South Road	Glenelg ANA	Adelaide Cavaliers	Keswick III	ICC Sharks II	Warradale IV	
1997-98	Plympton Ftblrs	ICC Sharks	Hectorville II	ICC Sharks II	North Haven III	South Road IV	
1998-99	Coro Ramblers	Hectorville II	Westminster OS	Westminster OS II	Plympton Ftblrs IV	Morphettville Pk III	
1999-00	Glenelg ANA	Keswick II	ICC Sharks II	St George	Southern II	Keswick IV	
2000-01	Glenelg ANA	Mitchell Park	Coro Ramblers II	Keswick III	Plympton Ftblrs III	Western Yth Ctr IV	
2001-02	Western Youth Ctr	Westminster OS	Warradale II	Woodcroft	Keswick IV	Hectorville IV	Coromandel IV
2002-03	Morphettville Park	Warradale II	Westminster OS II	Plympton Ftblrs III	Belair	Morphettville Pk III	Coromandel V
2003-04	Glenelg ANA	Panorama	Sheidow Park II	Woodcroft	Coromandel III	Western Yth Ctr IV	Westminster OS IV
2004-05	Glenelg ANA	North Haven	Kenilworth	Seaton II	Sheidow Park III	Sheidow Pk IV	Coro Ramblers IV
2005-06	Western Youth Ctr	Keswick II	Sheidow Park II	Keswick III	Morphettville Pk III	Coro Ramblers III	Sheidow Pk V
2006-07	ICC Sharks	South Road	Sheidow Park II	Plympton Ftblrs III	Sheidow Pk IV	Keswick IV	Coro Ramblers V
2007-08	South Road	Sheidow Park	Keswick III	Belair	Adelaide Cavaliers	Clapham	ICC Sharks V
2008-09	Western Youth Ctr	Morphettville Pk	Belair	Keswick IV	Clapham	Mitchell Park IV	
2009-10	Glenelg ANA	Warradale	Morphettville Pk II	Sheidow Pk IV	Western Yth Ctr III	Warradale III	North Haven VI
2010-11	Western Youth Ctr	Belair	Coro Ramblers II	ICC Sharks III	Woodcroft	South Park	Belair III
2011-12	Western Youth Ctr	North Haven	ICC Sharks III	Belair II	ICC Sharks IV	Morphettville Pk IV	Keswick White (7+7)
2012-13	Cove	Sheidow Park	Sheidow Park II	Morphettville Pk III	Hamilton	Adelaide Cavaliers	Coro Ramblers IV
2013-14	Cove	South Road II	Southern	Glenelg ANA II	Adelaide Cavaliers	Kenilworth II	St George II
2014-15	Cove	Morphett Vale	Mitchell Park	Hamilton	Belair II	Mitchell Park III	Southern II
2015-16	Keswick	ICC Sharks	Hamilton	ICC Sharks II	Western Yth Ctr III	Plympton Ftblrs III	Plympton Ftblrs IV

MOST ASSOCIATION PREMIERSHIPS

MOST DIVISION 1 PREMIERSHIPS	
South Road	10
Kenilworth	7
Prospect	6
YMCA	6
Glenelg ANA	5
Plympton Footballers	5
Western Youth Centre	5
Bowden	4
Coro Ramblers	4
Coromandel	4
Fulham	4
Morphettville Pk / St Marks	4
South United	4
Sturt	4
Warradale	4
Bankville	3
Cove	3
Hawthorn	3
Hectorville	3
Southwark	3
St Luke	3
Keswick	3
Grange	2
Norwood Footballers	2
Wallaby	2

MOST ASSOCIATION PREMIERSHIPS	
Keswick	24 #
Plympton Footballers	23
Morphettville Pk / St Marks	20
Coro Ramblers	18
Kenilworth	17
South Road	17
Warradale	17
Coromandel	15
Sheidow Park	14
North Haven	12
ICC Sharks	12
Mitchell Park	11
Hectorville	10
Western Youth Centre	9
ANZ Bank / Campbelltown	8
Belair	8
Fulham	8
Glenelg ANA	8
Westminster OS	8
St George	7
Adelaide Cavaliers	6
Civil Aviation	6
Norwood Union	6
Prospect	6
State Bank / Savings Bank / South Park	6
YMCA	6

MOST CONSECUTIVE DIVISION 1 PREMIERSHIPS		
4	Warradale	1990/91 to 1993/94
3	Cove	2012/13 to 2014/15
3	Hawthorn	1937/38 to 1939/40
3	South United	1909/10 to 1911/12
3	Bowden	1899/00 to 1901/02

NOTE: Keswick's premiership tally includes Keswick Red/White CYMS premierships in the 1950s & 1960s which may or may not be a pre-cursor to the current Keswick club.

WARRADALE PREMIERSHIP TEAMS

A GRADE

A GRADE 1981/82 DIV 4	A GRADE 1982/83 DIV 3	A GRADE 1984/85 DIV 2	A GRADE 1990/91 DIV 1	A GRADE 1991/92 DIV 1
Trevor Parham (C)	Rob Edwards	Peter Steer	Trevor Parham	Mick Gibbie
Tom Burnett (VC)	Tom Burnett (VC)	Tom Burnett	Rick Mitchell	Rick Mitchell
Bill Burnett	Bob Noble	Trevor Parham	Mark Thiele	Andrew McDonald
Vin Hodge	Bill Burnett (C)	Bill Burnett (C)	Mark Williams	John Hedger
Mike Sheehan	Trevor Parham	Rob Edwards	Bill Burnett (C)	John Williams
Steve Joyce	Steve Joyce	John Williams	John Williams	Bill Burnett (C)
Geoff Bell	Peter Coombe	Peter Coombe (VC)	John Hedger	Andrew Conley
Terry Barker (Wk)	Terry Barker (Wk)	Tony Forster (Wk)	Tony Forster (Wk, VC)	Tony Forster (Wk, VC)
Mike Aitchison	Frank Papagallo	Herb Cocharane	Shane Rusby	Noel Browne
Bob Sinclair	Geoff Bell	Frank Papagallo	Peter Coombe	Joel Wilkin
Peter Hurcombe	Tony Jennings	Scott Williams	Mike Pearce	Shane Rusby
OTHER PLAYERS	OTHER PLAYERS	OTHER PLAYERS	OTHER PLAYERS	OTHER PLAYERS
<i>T Patmore (3)</i>	<i>Mike Daly (7)</i>	<i>Geoff Bell (4)</i>		
<i>Mohan Uppal (3)</i>	<i>Bob Sinclair (4)</i>	<i>Mike Daly (4)</i>	<i>Graham Harrison (8)</i>	<i>Mark Williams (10)</i>
	<i>Vin Hodge (3)</i>	<i>Bob Noble (4)</i>	<i>Geoff Bell (8)</i>	<i>Geoff Bell (8)</i>
	<i>Mike Sheehan (2)</i>	<i>Vin Hodge (3)</i>	<i>Andrew Conley (7)</i>	<i>Trevor Parham (3)</i>
		<i>Don Cram (3)</i>		

A GRADE 1992/93 DIV 1	A GRADE 1993/94 DIV 1	A GRADE 2009/10 DIV 2		
Mick Gibbie	Mick Gibbie	Kristian Schultz		
John Frankcom	Rick Mitchell	Trinity McNamara		
Anton Gutche	John Frankcom	Phil Davidson		
Bill Burnett (C)	Anton Gutche	Wes Lipsett		
Andrew Conley	John Williams	Derek Lightfoot		
John Hedger	Bill Burnett (C)	Brent Harper (C)		
Tony Forster (Wk, VC)	Andrew Conley	Richie Dey		
Peter Coombe	Tony Forster (Wk, VC)	Brendon Sidon		
Shane Rusby	Noel Browne	Nick Russell		
Joel Wilkin	Mick Barnett	Andrew Huxtable (Wk)		
Mick Barnett	Shane Rusby	Ashley Marshall		
		Paul Temby 12 th (VC) (8 games)		
OTHER PLAYERS	OTHER PLAYERS	OTHER PLAYERS		
<i>Andrew McDonald (8)</i>	<i>John Hedger (5)</i>	<i>Mick Dinan (8)</i>		
<i>Noel Browne (5)</i>	<i>Joel Wilkin (7)</i>	<i>Josh Deniet (4)</i>		
<i>Paul Black (3)</i>	<i>Peter Duggin (4)</i>	<i>Andrew Tonkin (1)</i>		
<i>Rob Edwards (2)</i>	<i>A Brooks (3)</i>			

- From 1984/85, Grand Final teams are listed in batting order. Prior to that date, players who played in most games are listed as the premiership eleven.
- Other players who played a significant number of games in the season are listed in italics with the number of games played in brackets.

WARRADALE PREMIERSHIP TEAMS

B, C, D GRADE

B GRADE 1981/82 DIV 6	B GRADE 1982/83 DIV 5	B GRADE 1983/84 DIV 4	B GRADE 1985/86 DIV 3	B GRADE 2001/02 DIV 3
Mike Daly	Mike Daly	Mike Daly	Mike Daly (VC)	Mick Gibbie
John Smith	John Smith	John Smith (VC)	John Smith	Greg Alsop (C)
Bob Noble	George Manos (Wk)	Geoff Aitken	Bob Noble (Wk)	Phil Davidson
Brian Conroy	Brian Conroy (C)	Andrew Deane	Andrew Deane	Peter Hughes
George Manos (Wk, VC)	Dave Hodge	Bob Noble	Brian Conroy (C)	Dave Palmer
Dave Patmore (C)	Dave Patmore (VC)	Brian Conroy (C)	Grant Craigie	Andrew Huxtable (VC)
Andrew McLaughlin	Peter Steer	George Manos (Wk)	Bill Holst	John Beattie
Dave Hodge	Mike Sheehan	Peter Steer	Peter Hughes	Paul Fuller
Tim Patmore	Peter Hurcombe	Don Cram	Dave Hodge	Richard Dey
Danny Mazurke	Tim Patmore	Geoff Bell	Geoff Bell	Mick Lyne
Tony Jennings	Bob Sinclair	Brian Field	Danny Mazurke	Scott Deniet
OTHER PLAYERS	OTHER PLAYERS	OTHER PLAYERS	OTHER PLAYERS	OTHER PLAYERS
<i>Richard Gordon (8)</i>	<i>Bruce Keen (8)</i>	<i>Mohan Uppal (4)</i>	<i>Mike Brown (7)</i>	
<i>Roger Brooks (5)</i>	<i>Andrew McLaughlin (3)</i>	<i>Bruce Keen (4)</i>	<i>George Manos (4)</i>	<i>Trevor Parham (4)</i>
<i>Mohan Uppal (3A, 4B)</i>	<i>Alan Conroy (3)</i>	<i>Dave Patmore (4)</i>	<i>Andrew Shipp (3)</i>	<i>Ashley Marshall (4)</i>
<i>Brenton Ranger (4)</i>	<i>Mohan Uppal (3)</i>	<i>Dave Hodge (3)</i>		<i>Rob Edwards (4)</i>
		<i>Bob Sinclair (3)</i>		<i>Paul Temby (3)</i>
		<i>Mike Sheehan (3)</i>		<i>Greg Mellors (3)</i>
		<i>Peter Thompson (3)</i>		
		<i>Sean Platten (3)</i>		

B GRADE 2002/03 DIV 2	C GRADE 2009/10 DIV 6	D GRADE 1992/93 DIV 6	D GRADE 1996/97 DIV 6	
Mick Gibbie (C)	Andrew Conley (C)	John Gibbie	Geoff Bell (VC)	
Dom Gibbie	Trevor Parham (VC)	Peter Emery	Dave Palmer	
Peter Hughes	Grant Craigie	Paul Loughhead	David Brown	
Phil Davidson	Peter Hughes	Geoff Bell	Andrew Hodge (C)	
Dave Palmer	Simon Mystuik	Cameron Dey	Peter Thomson	
Matthew Barton	Dom Gibbie	Brian Conroy (C)	John Gibbie	
Rob Edwards	Noel Browne	Don Cram (Wk, VC)	Brad Pearce	
Paul Temby	Justin Monahan (Wk)	Geoff Jennings	Andrew Brown	
Joel Wilkin (VC)	Anthony Cadd	John Hall	Bob Anderson	
Simon Brammy	David Brown	Peter Humphery	Ashley Marshall	
Scott Williams	Braedon Tonkin	Craig Huckstepp	Columba Cairney	
	Ben Pugh 12 th (11 games)			
OTHER PLAYERS	OTHER PLAYERS	OTHER PLAYERS	OTHER PLAYERS	
<i>Trevor Parham (7)</i>	<i>John Smith (9)</i>	<i>Phil Hedger (7)</i>	<i>Mike Brown (5)</i>	
<i>Gavin Conroy (6)</i>	<i>Simon Brammy (5)</i>	<i>Shane Barker (7)</i>	<i>Bang Luong (4)</i>	
<i>John Beattie (4)</i>	<i>Jason Conroy (3)</i>	<i>Terry Barker (4)</i>	<i>Dave Patmore (3)</i>	
<i>Brenton Rowe (3)</i>	<i>Geoff Bell (2)</i>	<i>Matthew Knowles (3)</i>	<i>Chris Watson (3)</i>	
	<i>Scott Williams (2)</i>	<i>Tom Burnett (3)</i>	<i>Peter Humphery (3)</i>	
	<i>Cameron Dey (2)</i>			
	<i>Anthony Wilkin (2)</i>			
	<i>Peter Babbage (2)</i>			

- From 1984/85, Grand Final teams are listed in batting order. Prior to that date, players who played in most games are listed as the premiership eleven.
- Other players who played a significant number of games in the season are listed in italics with the number of games played in brackets.

WARRADALE PREMIERSHIP PLAYERS

Listed below are the players who have played in three or more premierships for Warradale. Only those players listed in the actual sides above are included. Players listed as 'other players' above are NOT included in the tallies below (sorry Bung).

	PREMIERSHIPS					GRAND FINALS		
	A GRADE	B GRADE	C GRADE	D GRADE	TOTAL	PLAYED	WON	LOST
Bill Burnett	7				7	8	5	3
Geoff Bell	2	2		2	6	4	3	1
Brian Conroy		4		1	5	3	2	1
Mick Gibbie	3	2			5	9	5	4
Tony Forster	5				5	8	5	3
Trevor Parham	4		1		5	6	2	3
Andrew Conley	3		1		4	7	3	3
Bob Noble	1	3			4	1	1	-
John Smith		4			4	3	1	2
John Williams	4				4	7	4	3
Mike Daly		4			4	2	1	1
Peter Coombe	4				4	3	3	-
Peter Hughes		3	1		4	7	3	3
Shane Rusby	4				4	5	4	1
Dave Hodge		3			3	2	1	1
Dave Palmer		2		1	3	5	3	2
George Manos		3			3	-	-	-
Joel Wilkin	2	1			3	7	3	4
John Hedger	3				3	4	3	1
Noel Browne	2		1		3	6	2	3
Peter Steer	1	2			3	1	1	-
Phil Davidson	1	2			3	4	2	1
Rick Mitchell	3				3	3	3	-
Rob Edwards	2	1			3	4	2	2
Tom Burnett	3				3	2	1	1

WARRADALE GRAND FINAL RECORD

GRADE	PLAYED	WON	LOST	DRAW	YEARS
A GRADE	9	5	3	1	84/85, 90/91, 91/92, 92/93, 93/94, 94/95, 95/96, 96/97, 2009/10
B GRADE	6	3	3	-	85/86, 92/93, 99/00, 2001/02, 02/03, 15/16
C GRADE	2	-	1	1	90/91, 2009/10
D GRADE	5	2	3	-	91/92, 92/93, 96/97, 97/98, 15/16
TOTALS	22	10	10	2	

Finals have been played since 1984/85. Prior to that season, the Minor Premier team was automatically the Premier.

BEST TEAM PLAYER OF THE SEASON

In 1996/97 the Club decided to introduce a “Magarey Medal” for each team based on a 3-2-1 voting system where all players lodged votes after each game for the best team player. Until 1997/98 votes were totalled for each match and the top 3 vote getters were assigned votes to the value 3-2-1. From 1998/99, it was decided that all votes would be added, giving a possible maximum total of 30 votes for a match for the top player. (10 voters x 3 votes = 30).

Players are not allowed to vote for themselves.

Best team players votes are based on the following 4 criteria:

- Make a positive contribution to team spirit
- Perform well with fielding/bowling/batting
- Display a determined & persistent attitude
- May exceed their normal level of performance

Each medal has been named after a legendary player for each Grade :

- **A Grade : Peter Coombe**, the Club’s greatest leg spinner and high scoring no. 7 bat.
- **B Grade : Brian Conroy**, the Club’s greatest 6-hitter (230 times!) and 4 times premierships captain
- **C Grade : John Smith**, one of only two players to have made 4000 runs and taken 400 wickets for the club, including 300 wickets in the C Grade after perfecting his trademark stock delivery, ‘**The Nudra**’ – the ball that doesn’t turn.
- **D Grade : Dave Hodge**, a top all rounder and great fieldsman whose career was cut short by 170 games due to injury. Dave captained the Club in its 1st game in 1979/80 & played his 100th game 24 seasons later in 2003/04.

SEASON	A GRADE COOMBE MEDAL	B GRADE BOOF CONROY MEDAL	C GRADE SPIN GUTS # MEDAL	D GRADE NOOGE MEDAL
1996/97	Andrew CONLEY 10 votes	Trevor PARHAM 9 votes	Rob EDWARDS 10 votes	Vin HODGE 18 votes
1997/98	Tony FORSTER 11 votes	Paul FULLER 10 votes	Dave BROWN 16 votes	Geoff BELL 16 votes
1998/99	Dave LISTON 148 votes	Greg ALSOP 104 votes	John SMITH 163 votes	Ashley MARSHALL 103 votes
1999/00	Russell KING 156 votes	Mick GIBBIE 132 votes	Brenton ROWE 108.5 votes	Dave BROWN 120 votes
2000/01	Anthony WILKIN 127 votes	Greg ALSOP 124 votes	Ashley PARR 68 votes	Geoff BELL 114 votes
2001/02	Mark WILLIAMS 120 votes	Greg ALSOP 130 votes	Ashley MARSHALL 98 votes	Geoff BELL 116 votes
2002/03	Dave BURTONSHAW 132 votes	Mick GIBBIE 152 votes	Mark COREY 114 votes	Andrew SWIFT 83 votes
2003/04	Richard SIDON 159 votes	Scott WILLIAMS 87 votes	John SMITH 91 votes	Steve WILLCOX 132 votes
2004/05	Brendon SIDON 99 votes	Dom GIBBIE 98 votes	Ashley MARSHALL 96 votes	No Team
2005/06	Shaun EDWARDS 137 votes	Anthony WILKIN 121 votes	Andrew HUXTABLE 129 votes	No Team
2006/07	Andrew CONLEY 104 votes	Dave PALMER 105 votes	Trevor PARHAM 91 votes	No Team
2007/08	Brent HARPER 105 votes	Anthony WILKIN 99 votes	Grant CRAIGIE 107 votes	No Team
2008/09	Paul TEMBY 96 votes	Anthony WILKIN 73 votes	Scott WILLIAMS 81 votes	No Team
2009/10	Brent HARPER 110 votes	Derek LIGHTFOOT 104 votes	Andrew CONLEY 105 votes	No Team
2010/11	Paul TEMBY 131 votes	Brenton ROWE 88 votes	Noel BROWNE 85	No Team
2011/12	Rowan WILLIAMS 137 votes	Ashley MARSHALL 127 votes	Paul GEORGE 98 votes	No Team
2012/13	Rowan WILLIAMS 119 votes	Ashley MARSHALL 81 votes	Chad TRUSCOTT 118 votes	No Team
2013/14	Robiul ISLAM 115 votes	Andrew CONLEY 102 votes	Jason FERGUSON 152 votes	Anthony WILKIN 87 votes
2014/15	Josh DENIET 106 votes	Haimish FERGUSON 95 votes	Phil MONAHAN 97 votes	Braedon TONKIN 66 votes
2015/16	Andrew BELSAK 118 votes	Gary WILSON 81 votes	Angelo PANSINI 88 votes	Jack CORNELISSEN 126 votes

called the ‘Spin Guts Medal’ since 2014/15, up until 2013/14 it was called the ‘Youngster Medal’ after Peter Young.

CRICKETER OF THE YEAR

The Warradale Cricketer of the Year award (the "COTY") was the brainchild of President Michael Sheehan in 1981. It was introduced in the third season of the Club and has become recognised as the most prestigious award and aspired to by all players.

The award is based on a points system for the best performed and most dedicated player for the season. Points are awarded for runs, wickets, catches, fielding and attending practice.

THE POINTS SYSTEM

		1981/82 to 1982/83	1983/84 to 1984/85	1985/86 to 1988/89	1989/90 to 2014/15	2015/16 onwards
Batting	1 run	1 point	1 point	1 point	1 point	1 point
Bowling	1 wicket	10 points	15 points	14 points	14 points	14 points
Fielding	1 catch or stumping	10 points	10 points	20 points	20 points	20 points
	1 unassisted run out	10 points	10 points	20 points	20 points	20 points
	1 assisted run out	5 points	5 points	10 points	10 points	10 points
	First fielding vote	10 points	10 points	20 points	20 points	20 points
	Second fielding vote	5 points	5 points	10 points	10 points	10 points
	Third fielding vote	0	0	10 points	10 points	10 points
Practice	Attendance once in week	8 points	8 points	10 points	10 points	8 points *
	Attendance twice in week	10 points	10 points	15 points	15 points	10 points *
	Attendance one night, but permanent employment prevents 2 nd night	-	-	13 points	-	* only half points are awarded for pre-season practice

THE WINNERS...

- 35 COTY awards have been won by 21 players.
- A total of 8 players have won the COTY more than once.

... BY GRADE

A GRADE	16	B GRADE	10	C GRADE	6	D GRADE	3
John WILLIAMS	6	Brian CONROY	2	John SMITH	2	John GIBBIE	3
Kristian SCHULTZ	3	Mick GIBBIE	2	Angelo PANSINI	2		
Tony FORSTER	1	Greg ALSOP	1	Danny MAZURKE	1		
Russell KING	1	Andrew DEANE	1	Andrew HUXTABLE	1		
Paul TEMBY	1	Dave PATMORE	1				
Ashley MARSHALL	1	Peter STEER	1				
Brent HARPER	1	Ashley MARSHALL	1				
Wes LIPSETT	1	Angelo PANSINI	1				
Rowan WILLIAMS	1						

... BY TYPE OF PLAYER

TYPE	TIMES	PLAYERS
Batsmen	4	Brian Conroy (2), Greg ALSOP, Kristian SCHULTZ
Bowlers	1	Rowan WILLIAMS
All rounders	18	John WILLIAMS (6), John GIBBIE (3), Angelo PANSINI (3), Ashley MARSHALL (2), Andrew HUXTABLE, Russell KING, Dave PATMORE, Brent HARPER
Batting all rounders	2	Mick GIBBIE (2),
Bowling all rounders	5	John SMITH (2), Andrew DEANE, Danny MAZURKE, Peter STEER
Wicketkeeper batsmen	4	Tony FORSTER, Kristian SCHULTZ (2), Paul TEMBY
Batsmen wicketkeeper	1	Wes LIPSETT

CRICKETER OF THE YEAR WINNERS

SEASON	WINNER								RUNNER-UP							
	PLAYER	G	Run	Wk	Ct/ St	Fld Pts	Prac Pts	TOT	PLAYER	G	Run	Wk	Ct/ St	Fld Pts	Prac Pts	TOT
1981/82	Dave PATMORE	11	242	41	4			878	Trevor PARHAM	11	359	18	12			874
1982/83	Brian CONROY	11	628	2	8			977	Bill BURNETT	11	432	7	7			814
1983/84	Peter STEER		196	39	3			1032	Peter COOMBE		255	27	9			876
1984/85	Andrew DEANE		161	47	5			1136	Geoff BELL		39	37	6			1024
1985/86	John WILLIAMS		303	14	3			944	Bob NOBLE		306	-	12			876
1986/87	John WILLIAMS	9	271	22	4	10	340	1009	Don CRAM	11	245	-	18	30	290	935
1987/88	Brian CONROY	11	308	-	15	50	382	1070	Peter COOMBE	11	236	27	7	50	152	956
1988/89	John WILLIAMS	11	255	29	3	60	315	1096	Rob EDWARDS	11	375	4	5	40	333	904
1989/90	John WILLIAMS	11	165	30	4	60	310	1035	Bob NOBLE	11	145	-	20	90	370	1005
1990/91	John WILLIAMS	12	283	27	5	60	340	1161	Mike BROWN Danny MAZURKE	12 11	195 138	21 30	12 2	70 40	340 320	1138
1991/92	Danny MAZURKE	11	172	42	2	20	320	1140	Tony FORSTER #	11	187	-	32	90	220	1054
1992/93	John SMITH	10	142	34	7	70	215	1042	Tony FORSTER John GIBBIE	10 11	138 205	- 32	22 1	50 90	290 155	918
1993/94	John WILLIAMS	10	187	22	8	130	210	995	John GIBBIE	11	287	24	6	20	210	973
1994/95	John GIBBIE	11	400	33	5	50	310	1322	Andrew CONLEY	11	307	19	13	0	300	1133
1995/96	John GIBBIE	11	366	37	4	40	305	1309	Grant CRAIGIE	11	355	27	9	70	315	1298
1996/97	John GIBBIE	10	224	52	4	10	265	1307	Trinity McNAMARA	11	292	32	14	120	120	1260
1997/98	Tony FORSTER	11	514	-	30	30	250	1344	Geoff BELL	11	468	22	5	20	320	1216
1998/99	John SMITH	10	234	28	3	30	315	1031	Ashley MARSHALL	11	214	18	9	60	315	1021
1999/00	Russell KING	11	412	25	14	90	255	1387	Dave BROWN	11	147	31	9	50	295	1106
2000/01	Kristian SCHULTZ	11	210	1	22	10	330	1004	Anthony WILKIN	11	58	47	1	20	195	951
2001/02	Greg ALSOP	11	562	2	8	10	250	1010	Geoff BELL	11	462	8	4	10	290	954
2002/03	Mick GIBBIE	11	555	25	2	0	280	1225	Ashley MARSHALL	11	240	23	4	0	340	982
2003/04	Mick GIBBIE	11	251	20	6	60	210	921	Steve WILLCOX	10	248	23	4	180	30	860
2004/05	Paul TEMBY	11	279	-	26	30	150	979	Ashley MARSHALL	11	278	18	3	40	225	855
2005/06	Andrew HUXTABLE	10	241	16	5	140	70	775	Scott DENIET	10	45	24	5	40	225	746
2006/07	Kristian SCHULTZ	11	263	4	9	100	220	819	Ashley MARSHALL	11	66	21	2	80	270	750
2007/08	Ashley MARSHALL	11	160	22	6	70	325	983	Andrew HUXTABLE	11	211	0	21	50	220	901
2008/09	Ashley MARSHALL	11	124	25	7	0	280	894	Paul TEMBY	11	305	1	8	130	225	834
2009/10	Brent HARPER	11	265	30	3	20	245	1010	Paul TEMBY	11	204	4	8	110	235	765
2010/11	Wes LIPSETT	11	368	-	18/2	-	155	923	Ashley MARSHALL	11	31	21	11	100	260	905
2011/12	Rowan WILLIAMS	11	64	22	7	80	285	877	Ashley MARSHALL	11	110	25	5	30	270	860
2012/13	Kristian SCHULTZ	11	298	-	20/2	20	245	1003	Ashley MARSHALL	11	130	26	5	10	225	829
2013/14	Angelo PANSINI	11	357	13	4	100	285	1004	Ashley MARSHALL	11	126	20	6	50	225	801
2014/15	Angelo PANSINI	11	185	18	5	40	305	882	Ashley MARSHALL	11	44	26	5	10	220	738
2015/16	Angelo PANSINI	11	517	23	5	50	196	1185	Jack CORNELISSEN	11	186	24	12	120	8	890

In 1991/92 the B & C's had a forfeit in Round 7. A & D grade players who played in that round were deducted their average points for 1 match to prevent A & D players from having an unfair advantage in the COTY award. As a result, Tony Forster's score is reduced by 83 points, which did not affect the result..

CRICKETER OF THE YEAR — Most Top 10s

MOST TIMES IN THE C.O.T.Y. TOP 10

(5 OR MORE)

PLAYER	COTY SEASONS	TIMES IN TOP 10	1ST	2ND	3RD	COMMENTS
Ashley MARSHALL	20	19	2	9	0	Last 19 seasons in top 10
Kristian SCHULTZ	19	15	3	0	3	14 of last 18 seasons in top 10
Geoff BELL	33	15	0	3	1	7 straight (95 to 01)
Tony FORSTER	14	11	1	2	1	8 straight (90 to 97)
John SMITH	34	11	2	0	1	
John WILLIAMS	16	10	6	0	0	
Grant CRAIGIE	25	10	0	1	1	
Peter COOMBE	14	8	0	2	0	
Bill BURNETT	20	8	0	1	2	5 straight (81 to 85)
Scott DENIET	9	7				7 straight (01 to 07)
Mick GIBBIE	13	7	2	0	1	6 straight (98 to 03)
Paul TEMBY	16	7	1	2	2	5 straight (06 to 10)
Dave BROWN	20	7	0	1	2	
Andrew CONLEY	28	7	0	1	1	4 th on 3 occasions
Rob EDWARDS	28	7	0	1	0	
Rowan WILLIAMS	8	6	1	0	2	6 straight (10 to 15)
John GIBBIE	9	6	3	2	0	6 straight (92 to 97)
Brian CONROY	13	6	2	0	1	5 straight (81 to 85)
Dave PALMER	20	6	0	0	1	
Phil DAVIDSON	23	6	0	0	1	5 straight (02 to 06)
Peter HUGHES	31	6	0	0	0	Best – 4 th in 89/90
Trevor PARHAM	34	6	0	1	0	
Andrew DEANE	6	5	1	0	1	
Greg ALSOP	10	5	1	0	0	
Bob NOBLE	10	5	0	2	0	Bob came 2 nd in 89/90 when he had leukaemia
Andrew TONKIN	14	5	0	0	0	Best – 4 th in 06/07

CRICKETER OF THE YEAR — RANKINGS OF SELECTED PLAYERS

Season →	81	82	83	84	85	86	87	88	89	90	91	92	93	94	95	96	97	98	99	00	01	02	03	04	05	06	07	08	09	10	11	12	13	14	15
ALSOP Greg																	31	14	32	4	1	10	24	10	7	16									
BELL Geoff	5	9	6	2	11	3	11	5	23	23	31	6	10	19	4	7	2	6	5	5	2	42	21	32	32	13	33	16	42	45	48	46	65	63	
BRAMMY Simon														9	42	25	32	34	42	50		7	54	56	53	27	21	46	35						
BROWN Andrew													29	15	28	11	35	32	27	41	27	39	50	27	30	51	29	38							
BROWN David														70	30	19	3	7	2	3	15	20	10	5	12	8	22	42	33	29	40	57	79		
BROWN Michael					22	31	18		5	2	8	30	6	61	64	44																			
BROWNE Noel										13	4	20	17	11		7		20	38	51	53	72				35	40	21	16	10	23		26	36	35
BURNETT Bill	9	2	3	5	8		14	19	18	8	29	7	31	3	13	43	36	72	48											49					
BURNETT Tom	4	4	11	15	17	21	10	16	24	42		17	43		71		68																		
BURTENSHAW D																	39	22	25	8	29	24			28										
CAIRNEY Columba																	49	30	47	47	48	68	79	55	46		49				57				
CONLEY Andrew								27	12	34	30	14	11	2	3	6	16	27	4	25	43	34	38	25	21	14	38	18	4	14	4	6	11	49	39
CONROY Brian	6	1	7	10	3	16	1			27	33	19	35	45	71																				
CONROY Jason										20	15	41	39	55	14	52	55	54	37	11	14	12	66						41	37	39	23	37	13	24
COOMBE Peter	34	7	2	7	4	6	2	26	14	5	41	9	52	44	59																				
CRAIGIE Grant					23	4	4	4	9	4	12	4	3	7	2	12							15	12	19	40	7	23	31	18	15	34	33	26	22
CRAM Don			21	22	7	2	6	12	40	25	26	28	48	78																					
DALY Mick	8	18	17	9	13	23	21	25	6	14																									
DAVIDSON Phil													24	20	7	22	17	35	19	21	20	6	3	4	10	6	19	11	18	33	51	37	51	71	60
DEANE Andrew			8	1	5	10	20	3																											
DENIET Scott																				32	5	3	4	6	2	9	8	55							
DENIET Josh																									55	28	11	32	40	35	14	12	19	10	28
DEY Cameron										43	42	4	8	29	27	50	53	35	44	61	45	55	52			37	42	44							
DEY Richard										32	4	23	21	24	28	9	27	12	17	28						38	31	25	19	31	20	45	17	20	
EDWARDS Rob		17	19	13	18	11	7	2	7	7	28	10	49	37	5	8	14	15	21	15	26	40	30	17	45	36									
FORSTER Tony				23	12	8	3	9	13	10	2	=2	7	10	8	5	1																		
FULLER Paul										21	33	28	16	11	20	12	11	20	42	10	54	31	44	48	52								69		
GIBBIE Dominic										20	24	22	28	34	34	33	12	29	9	9	18	20	20	29	24	35	26	19	26	16	21	40	33	53	
GIBBIE John										37	=2	2	1	1	1	5	16	66	72																
GIBBIE Mick										14	18	13	12	27	4	5	3	10	4	1	1												55	55	
GREEN Anthony																				36	37				58					31	6	5	35	12	25
HALL Michael							24		45		11	40	42	23	31	45	26																		
HEDGER John								29	17	7	32	51	21	58		44	37	65	49	48	48	52					53								
HODGE Andrew	13	26	34	18	15	7	13	7	21	31	48	53	57	14	17	3	6	13	15	20	39	26	51	30				50							
HODGE Dave	17	15	18	17	6	22	27				16	50				69		55	68	33	41	44	64												
HOLST Bill		31	28	19	24		16	21	35		45	13	34																						
HUCKSTEPP Craig								26	18	54	43	15	24	32	35	34	31	17	38	54															
HUGHES Peter					21	19	15	18	4	29	22	23	9	5	10	17	28	19	23	13	28	21	16	13	16	17	14	13	21	11	7	9	22	20	19
HUMPHRY Peter										22	24	22	45	65	41	48																			
HUXTABLE Andrew										38	16	26																							
LIPSETT Wes																																			
LOUGHEAD Paul										46	27	30																							
LUONG Bang																																			
MARSHALL Ash																																			
MAZURKE Danny		34	31	29	20	14		20	42	3	1	8		68																					
McNAMARA Trin													23	38	22	2	40				71	44													
MONAHAN Phil																																			
MYSTUIK Simon																																			
NOBLE Bob	12	6	15	11	2	9	12	6	2	32																									
O'CONNELL Lachy																																			
PALMER Dave															25	15	19	21	26	64	13	23	25	26	36	7	41	14	9	8	3	4	8	18	17
PANSINI Angelo																																			
PARHAM Trevor	2	5	14	20	9	5	8	13	20	19	35	16	14	13	35	29	25	33	30	22	32	25	37	8	20	11	25	31	14	27	19	41	36	76	
PATMORE Dave	1	13	25												36	54	62	63																	
PATMORE Tim	19	11	26																																
ROWE Brenton																																			
RUSBY Shane																																			
SCHULTZ Kristian																																			
SCOTT Anthony																																			
SCOTT Ron																																			
SHEARER Duncan																																			
SHEEHAN Mike	21	20					22																												
SIDON Brendon																																			
SMITH John	22	8	5	16	19	15	19	28	15		27	1	20	18	9	13	8	1	14	23	3	5	9	18	6	4	17	15	23	28	32	40	17	37	48
SWIFT Andrew					</																														

WARRADALE CC LIFE MEMBERS ACHIEVEMENTS AT TIME OF AWARD

PLAYER	Yrs	Gam	Runs	Wkt	Ct /St	AWARDS	SERVICE (at time of LM award)
Trevor Parham 79/80 - 93/94	15	156	3737 @27	70 @15	59	Joint Club Founder 1 COTY R/Up; 2 Batting Trophies – 1A, 1B; 2 A Grade Capt trophies; 1 Best Club All Rounder; 4 A Grade Premierships – 1 as Captain;	Joint Club Founder; 12 yrs Club Secretary; 2 yrs Vice President; 15 yrs Management Committee 2 Outstanding Service Awards; 5 yrs Captain – 3A, 2B; 1 yr B Grade Vice Capt
Peter Coombe 82/83 - 95/96	14	110	1605 @34	275 @15	63	4 A Grade Bowling Trophies; 1 A Grade Capt Trophy; 2 Best All Rounder – 1 Club, 1A; 2 R/up COTY; 1 MVP GF; 1 MVP Finals; 4 A Grade Premierships – 1 as V/Capt;	7.5 years President 4x A Grade Vice Capt
Bill Burnett 80/81 - 96/97	16	168 ALL in A	4830 @35	12 @18	Fld 88 WK 9/-	6 A Grade Batting Trophies; 1 A Grade Capt Trophy; 1 R/up COTY; 7 A Grade Premierships – 6 as Captain;	9 years A Grade Capt; 1 Outstanding Service Award; 1 yr Vice President; 4 yrs Manag't C'tee; 7 yrs Social Committee – 2 yrs Chair
Geoff Bell 80/81 - 96/97	17	191	1982 @21	393 @17	63	1 COTY R/Up; 2 Captain's Trophies – 1B,1D 1 Best B Grade All Rounder; 2 MVP Finals; 6 Bowling Trophies – 1A, 4B, 1D; 1 D Grade Batting Trophy; 6 Premierships – 2A, 2B, 2D – 1 D grade as V/C	8 years Social Committee – 5 years Chairman 2 years Treasurer; 3 years Vice Capt – 1B; 2D 1 Outstanding Service Award
John Smith 80/81 - 97/98	17	156	2682 @22	172 @17	72	3 Bowling Trophies – 1B,2C; 1 B Grade Batting Trophy; 1 B Grade Captain's Trophy; 2 Club Most Improved; 4 B Grade Premierships;	3 yrs C Grade Captain; 4 yrs Vice Capt –2B,2C 1 Outstanding Service Award; Year Book Founder; 15 yrs Year Book Editor
Rob Edwards 82/83 - 98/99	17	176	5193 @31	34 @28	67	8 Batting Trophies – 1A, 4B, 3C; 84 sixes; 1 R/Up COTY; 1 C Grade Best Team Player; 1 Association Batting Trophy – Div 4-7 2 Premiership Teams – 1A, 1B;	4 yrs B Grade Captain; 2 yrs C Grade Vice Captain;
Andrew "Vin" Hodge 79/80 - 98/99	20	181	5036 @32	4 @36	81	Joint Club Founder; 4 Batting Trophies – 1A, 1C, 2D 1 President's Trophy; 93 sixes; 2 A Grade Captain's Trophies; 2 Association Batting Trophies – Div 6, Div 5 2 Premiership Teams – 1A, 1D	Joint Club Founder; 1 yr Secretary 5 yrs Captain – 1C, 4D 2 yrs Vice Captain – 1A, 1B
Tom Burnett 79/80 - 00/01	14	134	3147 @28	23 @14	41	Joint Club Founder 2 A Grade Batting Trophies; 1 A Grade Best All Rounder; 1 President's Trophy	Joint Club Founder; 9 yrs Management Committee: 4 yrs Secretary; 2 yrs Treasurer 8 yrs Social Committee; 2 yrs A Grade V/Capt
John Williams 84/85 - 01/02	15	152 147 in A	3352 @28	326 @16	67	6 COTY awards; 2 Best Club All Rounder; 7 A Grade Bowling Trophies; 2 A Grade Captain's Trophies; 3 MVP Finals; 4 A Grade Premierships; 1 MVP GF;	3 years A Grade Captain
Peter Hughes 85/86 - 02/03	18	205	4008 @21	9 @31	105	Most no. of successive games – 141 First fieldsman to take 100 catches 2 Captain's Trophies – 1B, 1C 3 B Grade Premierships;	1 Outstanding Service Award Established computer statistical data base 11 years Club Statistician and major contributor to Year Book 1992/93 – 2002/03
Andrew Conley 88/89 - 03/04	16	145	3747 @28	166 @21	74	2 Best Club All Rounder; 3 A Grade Captain's Trophies; 3 A Grade Premierships;	5 yrs A Grade Captain; 6 yrs Social Committee – 2 as Chair 2 yrs Management Committee
Dom Gibbie 91/92 – 06/07	16	172	3328 @23	44 @24	26	1 B Grade Best Team Player 1 B Grade Batting Trophy; 4 C Grade Batting Trophies 1 B Grade premiership + MVP in Grand Final	3 years President; 8 years Manag't C'tee; 3 years Capt & 3 years Vcapt – C/D 1 Outstanding Service Award
Joel Wilkin 91/92 – 06/07	16	179	1156 @12	403 @16	55	2 Team Player of Year – 1A, 1B; 2 A Captain's Trophies; 6 Bowling Trophies – 3A, 3B; 2 President's Trophies; 122 successive games; Association Bowling trophy 00/01; 2 MPV Finals; 3 Premierships -1A; 2B	3 years Management Committee 2 years B Capt; 4 years B Vice Capt;
Scott Williams 83/84 - 07/08	20	173	559 @7	309 @18	63	2 B grade Bowling Trophies; 2 President's Trophies; 1 Best Fielder; 1 A grade Captains Trophy; 1 Most Improved; 1 B Grade Best Team Player; 2 premierships – A (84/85), B (02/03);	Top supporter of club events and Club Plumber to many.
Grant Craigie 85/86 - 96/97; 03/04- 07/08	17	180	3350 @22	229 @22	67	2 batting trophies – 1B, 1C; 5 B Grade Bowling Trophies; 3 B Grade Captains Trophies; 1 COTY R/Up; 1 President's Trophy; 1 Most Improved; 122 successive games; 1 B Grade Premiership.	10 years Management Committee 3 years B Capt ; 1 year C Capt; 3 years B V-Capt; Bar Manager 1989/90

WARRADALE CC LIFE MEMBERS ACHIEVEMENTS AT TIME OF AWARD

PLAYER	Yrs	Gam	Runs	Wkt	Ct /St	AWARDS	SERVICE (at time of LM award)
Phil Davidson 93/94 - 08/09	16	172	3673 @21	25 @35	73	2 A grade batting trophies; 2 Best Club Fielder; 1 President's Trophy; 1 Club Most Improved; 2 B grade premierships 01/02-02/03;	3 years A grade Capt 5 years Management Committee 1 year Vice President
David Brown 94/95 - 11/12	18	166	1829 @14	271 @18	Fld 61 WK 5/-	1 COTY R/up; 7 Bowling Trophies – 4C; 3D; 1 Club Most Improved; 1 Best Club Allrounder; 4 Captains Trophies: 3C; 1D; 2 Best Team Player – 1C, 1D; 2 Premierships -1C, 1D;	3 yrs Management Committee; 7 yrs Chair Selection Committee; 3 D Grade Capt; 4 C grade Vice Capt
Kristian Schultz 97/98 - 11/12	15	155 149 in A	3181 @20	30 @33	Fld 43 WK 78 /8	2 COTY awards; 1 MVP Finals; 1 Best Club All Rounder; 2 Outstanding Service Award; 1 A grade batting trophy; 1 A Grade Premiership;	4 Social Committee – 2 Chair; 3 Management Committee – 1 Secretary; 2 yrs A Capt; 7 yrs A Vice Capt 2 Outstanding Service Awards
Mike Sheehan 79/80 - 87/88	9	37	426 @14	6 @26	9	2 Premierships – 1A, 1B;	7 years Club President 1981/82-1987/88; Founder of Cricketer of the Year Award 81/82; Co-founder of the WCC Year Book 1983/84; With his wife Sandra, co-produced the first 6 editions of the Year Book 83/84 to 88/89; Only WCC rep on the Adelaide & Suburban Association Committee and helped initiate their player statistics on computer;
Ashley Marshall 96/97 - 12/13	17	191	2179 @14	323 @18	83	2 COTY awards; 6 COTY R/up; 1 MVP Finals; 4 Team Player – 1B, 2C, 1D; 3 Captains Trophy – 1C, 2D 5 Bowling trophies 1A, 1B, 2C, 1D; 2 Best Club All Rounder; 2 Premierships- 1A,1D	2 yrs C grade Capt; 3 yrs Management Committee - 2 yrs Secretary
Brian Conroy 81/82 - 93/94; 98/99	13	122	4033 @32	10 @30	Fld 80 WK 6/1	2 COTY awards; Club record of 230 sixes; Div 5 Association Batting Trophy; 4 batting trophies – 3C, 1D; 1 B Grade Captain's Trophy; 4 Premierships (3B, 1D) – all as captain;	5 yrs B grade Capt; 2 yrs D Grade Capt Regularly attended/supported social events.
Jason Conroy 89/90 - 03/04 09/10 - 13/14	20	157	1827 @12	53 @23	Fld 86 WK 7/1	2 Club Best Fielder trophies; 3 Best Fielder r/up; 2 President's Trophies; Club record for most catches in a season (16)	6 yrs Management Committee – 1 yr Vice President 2 yrs Social Committee – 1 yr Chair; 4 yrs C grade Capt
Andrew Huxtable 90/91 -12/13	20	175	2537 @17	63 @19	Fld 45 WK 123 /28	1 COTY award; 1 COTY R/up; 1 Most Improved; 2 Club Best Fielder; 1 President's Trophy; 1 A grade Captains Trophy; 1 B Grade Bowling Trophy; 1 Div 1-7 Assoc Wicketkeeping Trophy 1 C grade Team Player; 2 Premierships- 1A,1B;	1 yr C grade Capt; 3 yrs B grade Vice Capt Socially involved in club
Dave Palmer 95/96 - 14/15	19	186	3265 @19	23 @21	93	4 Best Club Fielder; 1 Most Improved; 1 President's Trophy; 3 B Grade Batting Trophies; 1 B grade Team Player Award; 3 Premierships – 2B, 1D;	2 A Grade Capt – Finals 2013/14-14/15 3 B grade Capt; Captain 57 games - won 45%.
Tony Forster 84/85 – 97/98	14	153 149 In A	2831 @26	10 @29	WK 209 /99	1 COTY award; 2 COTY R/up; 3 Best club all-rounder ; 2 A Grade Batting trophies; 1 A Grade Captains trophy; 1 A Grade Team Player Award; 5 A Grade Premierships; 1 MVP Finals; 1 MVP GF	3 yrs Management Committee 1 yr Social Committee 8 yrs A Grade Vice Capt
Richie Dey 93/94 – 15/16	21	194	3085 @19	81 @21	Fld 82 WK 13 /1	2 Best Fielder Awards; 2 Most Improved Awards; 1 A Grade Captains trophy; 3 Golden Globe Awards; 2 Premierships – 1A,1B;	1 year Management Committee 2 yrs B Grade Captain 1 year B Grade Vice Capt.

WARRADALE CRICKET CLUB LIFE MEMBERSHIP POLICY

Updated and approved April 2016

PURPOSE

The purpose of Life Membership is to recognise outstanding, long term service to the Club which includes contribution as a **player, on-field service** and **off-field service**.

It is the Club's highest service award and therefore is to be granted in only exceptional circumstances.

CRITERIA FOR LIFE MEMBERSHIP

A maximum of 2 Life Memberships may be awarded in any one year.

To be awarded Life Membership, the character, personal standing and behaviour of the candidate should be beyond reproach.

Criteria shall include:

- 1) Length of service and amount of service
- 2) Type of service and roles, including levels of responsibility
- 3) Quality, value and impact of the service

Length of service should be of the order of 15 years which may be a combination of playing, on-field service and off-field service, some of which may occur concurrently.

- *Life Membership may be awarded for a lesser time period if the service is exceptionally outstanding, has involved a high level of sustained responsibility, a high time input and has had high benefit to the Club*
- *Life Membership may be awarded for a longer time period for sustained service for other less responsible roles.*

POINTS SYSTEM

The following points system shall be used as a general guideline to determine if minimum eligibility criteria are met.

PLAYER AND ON-FIELD SERVICE		OFF-FIELD SERVICE	
Type of Service	Points	Type of Service	Points
Player – Full Season (≥6 games in a season)	1 per season	Active Management Committee Member	1 per season
Player – Part Season (≤5 games in a season)	0.1 per match	President	2 per season
Quality Player contribution / Elite Player	1 in career	Vice President, Treasurer, Secretary	1.5 per season
Captain	1 per season	Regular attendance at Club, after games, at social events	1 in career
Vice-captain	0.5 per season	Informal contribution – assessed on individual basis	1 or more in career
COTY Award	1 per award		
COTY Runner-up	0.5 per award		
<p>➤ As a general guideline, a minimum of 20 points is required to be eligible for Life Membership.</p> <p>➤ Meeting minimum eligibility criteria does not entitle a person to Life Membership.</p>			

SELECTION PROCESS

The Management Committee shall be responsible for awarding Life Membership and may decide to delegate to a Life Membership Selection Committee to recommend persons for Life Membership.

The Management Committee may decide not to award a Life Membership to a player because of unacceptable behaviour.

RECOGNITION

Life Membership is to be normally awarded at the annual Trophy Presentation Night or any other significant event such as the Annual General Meeting at the discretion of the Management Committee.

Recognition shall consist of a Life Membership Badge, a Life Membership certificate or record documenting the achievements, name on the Honour Board and any other item deemed appropriate by the Management Committee.

EXAMPLE OF POINTS SYSTEM (to be used as a guide)

JASON CONROY (as of 2013/14)			BRIAN CONROY (as of 2013/14)		
14 full seasons	=	14	11 full seasons	=	11
6 part seasons	=	1.4	2 part seasons	=	0.6
4 yrs Capt	=	4	8 yrs Capt	=	8
4 management committee	=	4	Quality player contribution ²	=	1
3 social committee	=	3	COTY awards	=	2
TOTAL		26.4	TOTAL		22.6

WARRADALE & AUSTRALIAN TEST PLAYER NUMBERS

WARRADALE PLAYERS 1 - 90					AUSTRALIAN PLAYERS 1 - 90					WARRADALE PLAYERS 91 - 180					AUSTRALIAN PLAYERS 91 - 180								
Plyr No.	Warradale Players Name	Debut Season	Rnd	Gr	Dv	Australian Test Players Name	Debut	Plyr No.	Warradale Players Name	Debut Season	Rnd	Gr	Dv	Australian Test Players Name	Debut	Plyr No.	Warradale Players Name	Debut Season	Rnd	Gr	Dv	Australian Test Players Name	Debut
1	AITCHISON Mike	1979/80	r 1	A 6		Charles Bannerman	1877	91	DOHERTY Jack	1988/89	r 1	A 1		Vernon Ransford	1907								
2	BARKER Terry	1979/80	r 1	A 6		Jack Blackham	1877	92	FRANKCOM John	1988/89	r 1	A 1		Roger Hartigan	1908								
3	FORDHAM Dave	1979/80	r 1	A 6		Bransby Cooper	1877	93	HARRISON Graham	1988/89	r 1	B 2		Jack O'Connor	1908								
4	GOODLET Ross	1979/80	r 1	A 6		Tom Garrett	1877	94	PEARCE Mike	1988/89	r 1	B 2		Warren Bardsley	1909								
5	HODGE David	1979/80	r 1	A 6		Dave Gregory	1877	95	WILLIAMS Mark	1988/89	r 1	B 2		Bill Whitty	1909								
6	HURCOMBE Peter	1979/80	r 1	A 6		Ned Gregory	1877	96	McMAHON Peter	1988/89	r 3	B 2		Charles Kelleway	1910								
7	JOYCE Steve	1979/80	r 1	A 6		John Hodges	1877	97	CONLEY Andrew	1988/89	r 4	A 1		Ranji Hordern	1911								
8	KING Dave	1979/80	r 1	A 6		Tom Horan	1877	98	LAIRD Dean	1988/89	r 5	B 2		Roy Minnett	1911								
9	MANETTA Phil	1979/80	r 1	A 6		Tom Kendall	1877	99	SUTHERLAND Alan	1988/89	r 9	A 1		Jimmy Matthews	1912								
10	PATMORE Tim	1979/80	r 1	A 6		Billy Midwinter	1877	100	KUSTERMANN Bernie	1988/89	r10	B 2		John McLaren	1912								
11	SINCLAIR Bob	1979/80	r 1	A 6		Nat Thomson	1877	101	McDONALD Kym	1989/90	r 1	A 1		Barlow Carkeek	1912								
12	BURNETT Tom	1979/80	r 2	A 6		Thomas Kelly	1877	102	CURRAN John	1989/90	r 1	B 3		Sid Emery	1912								
13	DENNIS Kevin	1979/80	r 2	A 6		Billy Murdoch	1877	103	SANTOS John	1989/90	r 1	B 3		Claude Jennings	1912								
14	HODGE Andrew	1979/80	r 2	A 6		Fred Spofforth	1877	104	BORHAM Chris	1989/90	r 1	C 6		David Smith	1912								
15	PARHAM Trevor	1979/80	r 2	A 6		Frank Allan	1879	105	BRIDEQACKE Stewart	1989/90	r 1	C 6		Edgar Mayne	1912								
16	PATMORE Dave	1979/80	r 3	A 6		Alick Bannerman	1879	106	CONROY Jason	1989/90	r 1	C 6		Herbie Collins	1920								
17	SHEEHAN Mike	1979/80	r 4	A 6		Harry Boyle	1879	107	PEARCE Darren	1989/90	r 1	C 6		Jack Gregory	1920								
18	ROBERT-SMITH Phil	1979/80	r 6	A 6		George Alexander	1880	108	TULL Darren	1989/90	r 1	C 6		Arthur Mailey	1920								
19	CAMPBELL Peter	1980/81	r 1	A 5		George Bonnor	1880	109	WILLCOX Steve	1989/90	r 1	C 6		Bert Oldfield	1920								
20	PELGRAVE Greg	1980/81	r 1	A 5		Thomas Groube	1880	110	WILLIS Doug	1989/90	r 1	C 6		Nip Pellaw	1920								
21	THOMPSON Phil	1980/81	r 1	A 5		Percy McDonnell	1880	111	GARRICK Paul	1989/90	r 2	B 3		Jack Ryder	1920								
22	BAILEY Kym	1980/81	r 1	B 7		William Moule	1880	112	ELLIS Steve	1989/90	r 2	C 6		Johnny Taylor	1920								
23	DALY Mick	1980/81	r 1	B 7		George Palmer	1880	113	FITZGERALD Ron	1989/90	r 2	C 6		Roy Park	1921								
24	EIME Barry	1980/81	r 1	B 7		James Slight	1880	114	HUCKSTEPP Craig	1989/90	r 2	C 6		Ted McDonald	1921								
25	JENNINGS Tony	1980/81	r 1	B 7		William Cooper	1882	115	YOUNG Peter	1989/90	r 2	C 6		Tommy Andrews	1921								
26	MANOS George	1980/81	r 1	B 7		Edwin Evans	1882	116	HEDGER John	1989/90	r 3	B 3		Hunter Hendry	1921								
27	NOBLE Bob	1980/81	r 1	B 7		George Giffen	1882	117	HEDGER Phil	1989/90	r 3	B 3		Bill Ponsford	1924								
28	SMITH John	1980/81	r 1	B 7		Hugh Massie	1882	118	EGERT Eric	1989/90	r 4	C 6		Arthur Richardson	1924								
29	SPURWAY Brett	1980/81	r 1	B 7		George Coulthard	1882	119	HUGHES Adam	1989/90	r 4	C 6		Vic Richardson	1924								
30	BELL Geoff	1980/81	r 2	B 7		Sammy Jones	1882	120	BROWNE Noel	1990/91	r 1	A 1		Albert Hartkopf	1925								
31	COX Andrew	1980/81	r 2	B 7		Henry Scott	1884	121	RUSBY Shane	1990/91	r 1	B 3		Clarrie Grimmett	1925								
32	BURNETT Bill	1980/81	r 4	A 5		William Bruce	1885	122	CRUICKSHANK Darren	1990/91	r 1	C 6		Alan Kippax	1925								
33	PAPAGALLO Frank	1980/81	r 4	A 5		Affie Jarvis	1885	123	HARRIS A	1990/91	r 1	C 6		Bill Woodfull	1926								
34	MAZURKE Danny	1980/81	r 4	B 7		Alfred Marr	1885	124	KENDALL Wayne	1990/91	r 1	C 6		Donald Bradman	1928								
35	WEEKLY D	1980/81	r 4	B 7		Samuel Morris	1885	125	THIELE Mark	1990/91	r 2	B 3		Bert Ironmonger	1928								
36	CONROY Alan	1980/81	r 6	B 7		Henry Musgrove	1885	126	CAMERON Scott	1990/91	r 3	C 6		Don Blackie	1928								
37	RANGER Brenton	1980/81	r 6	B 7		Roland Pope	1885	127	CATTRALL Jason	1990/91	r 3	C 6		Otto Nothling	1928								
38	BILLICH Ray	1980/81	r 7	B 7		William Robertson	1885	128	CONROY Richard	1990/91	r 4	B 3		Ted A'Beckett	1929								
39	ROBERTS Neville	1980/81	r 8	A 5		John Trumble	1885	129	COOMBE Craig	1990/91	r 4	C 6		Ron Oxenham	1929								
40	BURGESS S	1980/81	r 8	B 7		Jack Worrall	1885	130	HUXTABLE Andrew	1990/91	r 6	C 6		Archie Jackson	1929								
41	CONROY Brian	1981/82	r 1	A 4		Patrick McShane	1885	131	EMERY Peter	1990/91	r 7	C 6		Alan Fairfax	1929								
42	BROOKS Roger	1981/82	r 1	B 6		Francis Walters	1885	132	SHAW Phil	1990/91	r 7	C 6		Percy Hornibrook	1929								
43	GORDON Richard	1981/82	r 1	B 6		John McIlwraith	1886	133	MITCHELL Rick	1990/91	r 8	B 3		Tim Wall	1929								
44	McLACHLAN Andrew	1981/82	r 1	B 6		John Ferris	1887	134	GIBBIE Mick	1991/92	r 1	A 1		Stan McCabe	1930								
45	MILLARD Peter	1981/82	r 1	B 6		Henry Moses	1887	135	BARNETT Mick	1991/92	r 1	B 2		Alexander Hurwood	1930								
46	UPPAL Mohan	1981/82	r 4	B 6		Charles Turner	1887	136	FULLER Paul	1991/92	r 1	B 2		Keith Rigg	1931								
47	NOBLE Brad	1981/82	r 6	B 6		Reginald Allen	1887	137	McDONALD Andrew	1991/92	r 1	B 2		Jack Nitschke	1931								
48	JENNINGS Leigh	1981/82	r10	A 4		Frederick Burton	1887	138	WILKIN Anthony	1991/92	r 1	B 2		Philip Lee	1931								
49	KUHN Graeme	1981/82	r10	B 6		John Cottam	1887	139	DEY Cameron	1991/92	r 1	C 5		Bill Hunt	1932								
50	HOLST Bill	1982/83	r 1	A 3		Walter Giffen	1887	140	DONNELLAN Mick	1991/92	r 1	C 5		Bill O'Reilly	1932								
51	OLIFFE John	1982/83	r 1	A 3		Jack Lyons	1887	141	GIBBIE Dom	1991/92	r 1	C 5		Pud Thurlow	1932								
52	KEEN Bruce	1982/83	r 1	B 5		John Edwards	1888	142	McCULLOUGH Mick	1991/92	r 1	C 5		Jack Fingleton	1932								
53	COOMBE Peter A	1982/83	r 3	A 3		Harry Trott	1888	143	HUMPHRY Peter	1991/92	r 2	C 5		Laurie Nash	1932								
54	EDWARDS Rob	1982/83	r 6	B 5		Sammy Woods	1888	144	COOMBE Peter J	1991/92	r 2	D 6		Lisle Nagel	1932								
55	STEER Peter	1982/83	r 6	B 5		Jack Barrett	1890	145	GIBBIE John	1991/92	r 2	D 6		Leo O'Brien	1933								
56	WILLIAMS Scott	1983/84	r 1	A 2		Kenneth Burn	1890	146	KNOWLES Matthew	1991/92	r 2	D 6		Ernest Bromley	1933								
57	AITKEN Geoff	1983/84	r 1	B 4		Percie Charlton	1890	147	LOUKES Grae	1991/92	r 4	D 6		Len Darling	1933								
58	PLATTEN Shaun	1983/84	r 1	B 4		Syd Gregory	1890	148	BLACK Paul	1991/92	r 5	D 6		Hammy Love	1933								
59	DEANE Andrew	1983/84	r 2	B 4		Hugh Trumble	1890	149	EMERY Joe	1991/92	r 5	D 6		Harry Alexander	1933								
60	CRAM Don	1983/84	r 3	B 4		Sydney Callaway	1892	150	LOUGHEAD Paul	1991/92	r 8	D 6		Bill Brown	1934								
61	FIELD Brian	1983/84	r 3	B 4		Harry Donnan	1892	151	O'LEARY Patrick	1991/92	r 8	D 6		Arthur Chipperfield	1934								
62	COCHRANE Herb	1983/84	r 4	B 4		Bob McLeod	1892	152	GUTSCHE Anton	1992/93	r 1	A 1		Hans Ebeling	1934								
63	WILLIAMS Peter	1983/84	r 4	B 4		Harry Graham	1893	153	DUGGIN Peter	1992/93	r 1	B 2		Chuck Fleetwood-Smith	1935								
64	LOGAN Derek	1984/85	r 1	B 3		Joe Darling	1894	154	BARKER Shane	1992/93	r 1	D 6		Ernie McCormick	1935								
65	WILLIAMS John	1984/85	r 1	B 3		Frank Iredale	1894	155	PERRYMAN Gavin	1992/93	r 2	C 4		Jack Badcock	1936								
66	WILLSHIRE Steve	1984/85	r 1	B 3		Ernie Jones	1894	156	WILSON Bernie	1992/93	r 4	C 4		Ray Robinson	1936								
67	FORSTER Tony	1984/85	r 2	B 3		Charlie McLeod	1894	157	JENNINGS Grant	1992/93	r 4	D 6		Morris Sievers	1936								
68	SHIPP Andrew	1984/85	r 7	B 3		John Reedman	1894	158	BALEDOCK Gary	1992/93	r 7	D 6		Frank Ward	1936								
69	STAUDE Craig	1985/86	r 1	A 1		Arthur Coningham	1895	159	HALL John	1992/93	r 9	D 6		Ross Gregory	1937								
70	BROWN Mike	1985/86	r 1	B 3		John Harry	1895	160	DEY Richard	1993/94	r 1	C 4		Ben Barnett	1938								
71	EVERITT Gary	1985/86	r 1	B 3		Albert Trott	1895	161	BROWN Andrew	1993/94	r 1	D 5		Lindsay Hassett	1938								
72	HALTON S	1985/86	r 1	B 3		Tom McKibbin	1895	162	McNAMARA Trinity	1993/94	r 1	D 5		Mervyn Waite	1938								
73	HUMPHREYS C	1985/86																					

WARRADALE & AUSTRALIAN TEST PLAYER NUMBERS

WARRADALE PLAYERS 181 - 270						AUSTRALIAN PLAYERS 181 - 270						WARRADALE PLAYERS 271 - 360						AUSTRALIAN PLAYERS 271 - 360					
Plyr No.	Warradale Players Name	Debut Season	Rnd	Gr	Dv	Australian Test Players Name	Debut	Plyr No.	Warradale Players Name	Debut Season	Rnd	Gr	Dv	Australian Test Players Name	Debut	Plyr No.	Warradale Players Name	Debut Season	Rnd	Gr	Dv	Australian Test Players Name	Debut
181	RILEY Ian	1994/95	r 3	C 4		Doug Ring	1948	271	HARMAN Tyler	2000/01	r 4	D 5		Wally Edwards	1974								
182	THOMSON Peter	1994/95	r 3	D 5		Ron Saggars	1948	272	TEMBY Paul	2000/01	r 4	D 5		Rick McCosker	1975								
183	PLENDERLEITH Rob	1994/95	r 4	C 4		Jack Moroney	1949	273	WATTERS Jason	2000/01	r 4	D 5		Alan Turner	1975								
184	ANDERSON Mark	1994/95	r 4	D 5		Geff Noblet	1950	274	SIDON Brendon	2000/01	r 5	C 4		Gary Cosier	1975								
185	COBLEY Steve	1994/95	r 4	D 5		Jack Iverson	1950	275	BARTON Matthew	2000/01	r 5	D 5		Graham Yallop	1976								
186	COLTON Don	1994/95	r 5	D 5		Ken Archer	1950	276	PICK Dennis	2000/01	r 6	B 2		David Hookey	1977								
187	McMAHON Danny	1994/95	r 6	C 4		Jim Burke	1951	277	MILLER Luke	2000/01	r 7	C 4		Len Pascoe	1977								
188	O'LEARY Matthew	1994/95	r 6	C 4		Graeme Hole	1951	278	EASTHAM Graham	2000/01	r10	C 4		Richie Robinson	1977								
189	ANDERSON Rob	1994/95	r 6	D 5		Gil Langley	1951	279	RYAN Damien	2000/01	r10	C 4		Craig Serjeant	1977								
190	GOLDSWORTHY Paul	1994/95	r 6	D 5		Richie Benaud	1952	280	CASPERS Brodie	2001/02	r 1	D 6		Ray Bright	1977								
191	McDONALD M	1994/95	r 6	D 5		Colin McDonald	1952	281	CHYER Paul	2001/02	r 1	D 6		Kim Hughes	1977								
192	WILLOUGHBY Kate	1994/95	r 6	D 5		George Thoms	1952	282	HODGE Matthew	2001/02	r 1	D 6		Mick Malone	1977								
193	JAMES Matthew	1994/95	r 7	C 4		Ron Archer	1953	283	REDFERN Barry	2001/02	r 1	D 6		Wayne Clark	1977								
194	JAMES Michael	1994/95	r 7	C 4		Ian Craig	1953	284	BALSARINI Peter	2001/02	r 2	B 3		Paul Hibbert	1977								
195	PEDLER Ray	1994/95	r 7	C 4		Alan Davidson	1953	285	COREY Mark	2001/02	r 2	C 5		Tony Mann	1977								
196	IRELAND M	1994/95	r 7	D 5		John Hill	1953	286	WILSON Jarrod	2001/02	r 2	D 6		David Ogilvie	1977								
197	KRAGTON Matthew	1994/95	r 8	C 4		Jim de Courcy	1953	287	CONROY Gavin	2001/02	r 3	D 6		Steve Rixon	1977								
198	BRAMMY Luke	1994/95	r 9	C 4		Les Favell	1954	288	HUTCHINSON Darren	2001/02	r 7	C 5		Peter Toohey	1977								
199	ECKERT Rob	1994/95	r 9	D 5		Len Maddocks	1955	289	TUMES John	2001/02	r 8	A 1		John Dyson	1977								
200	HOPPENBROUWERS Ron	1994/95	r 9	D 5		Peter Burge	1955	290	SIDON Richard	2002/03	r 1	A 1		Sam Gannon	1977								
201	WALL Darren	1994/95	r10	C 4		Bill Watson	1955	291	FEUTRIL Dave	2002/03	r 1	C 4		Ian Callen	1978								
202	WEEKS Steve	1995/96	r 1	A 1		Pat Crawford	1956	292	McWILLIAM Paul	2002/03	r 1	C 4		Rick Darling	1978								
203	WOODFIELD Andrew	1995/96	r 1	C 5		Ken Mackay	1956	293	TONKIN Andrew	2002/03	r 1	C 4		Graeme Wood	1978								
204	GREEN Paul	1995/96	r 1	D 6		Jack Rutherford	1956	294	BIRD Derek	2002/03	r 1	D 6		Bruce Yardley	1978								
205	LOY Tony	1995/96	r 1	D 6		Jack Wilson	1956	295	HEHIR Darren	2002/03	r 1	D 6		Jim Higgs	1978								
206	PALMER Dave	1995/96	r 1	D 6		Wally Grout	1957	296	TRINDER Clinton	2002/03	r 5	D 6		Trevor Laughlin	1978								
207	LITSTER Dave	1995/96	r 2	C 5		Lindsay Kline	1957	297	COX Ian	2002/03	r 6	D 6		Rodney Hogg	1978								
208	WILLOUGHBY Dave	1995/96	r 2	C 5		Ian Meckiff	1957	298	FERRETT Mick	2002/03	r 6	D 6		John Maclean	1978								
209	BILLING Jarrod	1995/96	r 4	D 6		Bob Simpson	1957	299	GRAHAM Darren	2002/03	r 7	C 4		Allan Border	1979								
210	MADDERN Ashley	1995/96	r 6	C 5		Ron Gaunt	1958	300	SHEARER Duncan	2002/03	r 7	D 6		Phil Carlson	1979								
211	CHAN Anthony	1995/96	r 6	D 6		Norm O'Neill	1958	301	SIMPSON Lance	2002/03	r 8	C 4		Kevin Wright	1979								
212	LUONG Bang	1995/96	r 6	D 6		Keith Slater	1959	302	GAUCI Dave	2002/03	r10	D 6		Andrew Hilditch	1979								
213	TAO Nigel	1995/96	r 6	D 6		Gordon Rorke	1959	303	ALLEN Cameron	2003/04	r 1	C 4		Peter Sleep	1979								
214	DAWES Mark	1995/96	r 7	B 3		Gavin Stevens	1959	304	FORSTER Sean	2003/04	r 1	C 4		Dav Whatmore	1979								
215	GLENNVILLE Jim	1995/96	r 9	C 5		Barry Jarman	1959	305	LIDDY Josh	2003/04	r 1	C 4		Jeff Moss	1979								
216	MULDERS Bill	1995/96	r11	D 6		Johnny Martin	1961	306	LORD Adam	2003/04	r 1	C 4		Bruce Laird	1979								
217	PARKER John	1996/97	r 1	C 5		Frank Misson	1961	307	MARSHALL Nick	2003/04	r 1	C 4		Julien Wiener	1979								
218	ROWE Brenton	1996/97	r 1	C 5		Des Hoare	1961	308	DENIET Josh	2003/04	r 1	D 6		Graeme Beard	1980								
219	CAIRNEY Columba	1996/97	r 1	D 6		Bill Lawry	1961	309	HEDGER Nathan	2003/04	r 1	D 6		Geoff Lawson	1980								
220	JOLLY Steven	1996/97	r 1	D 6		Garth McKenzie	1961	310	BRAYSHER Brad	2003/04	r 2	C 4		Terry Alderman	1981								
221	MARSHALL Ashley	1996/97	r 1	D 6		Brian Booth	1961	311	SLEEP Robert	2003/04	r 2	C 4		Trevor Chappell	1981								
222	PEARCE Brad	1996/97	r 8	D 6		Colin Guest	1963	312	MACK Dustin	2003/04	r 2	D 6		Martin Kent	1981								
223	BURTENSHAW Dave	1997/98	r 1	A 1		Barry Shepherd	1963	313	DUNN Scott	2003/04	r 4	B 2		Mike Whitney	1981								
224	THORNBORROW Wayne	1997/98	r 1	A 1		Neil Hawke	1963	314	SIMPSON Andrew	2003/04	r 4	C 4		Dirk Wellham	1981								
225	WISMAN Troy	1997/98	r 1	C 4		Alan Connolly	1963	315	SMITH Dave	2003/04	r 5	A 1		Greg Ritchie	1982								
226	WILKINS Graham	1997/98	r 1	D 5		Tom Veivers	1963	316	NICKOLAI Darren	2003/04	r 6	B 2		Carl Rackemann	1982								
227	FLEMING Brian	1997/98	r 2	C 4		Ian Redpath	1964	317	HUMENIUK Eddie	2003/04	r 8	D 6		Kepler Wessels	1982								
228	LISTON Dave	1997/98	r 3	A 1		Grahame Corling	1964	318	TAYLOR Corey	2003/04	r 8	D 6		Tom Hogan	1983								
229	SCOTT Anthony	1997/98	r 3	D 5		Bob Cowper	1964	319	BUTLER Andrew	2004/05	r 1	C 5		Roger Woolley	1983								
230	ALSO Greg	1997/98	r 4	C 4		Rex Sellers	1964	320	MARECHAL Phil	2004/05	r 1	C 5		Wayne B. Phillips	1983								
231	GREEN Anthony	1997/98	r 4	D 5		Ian Chappell	1964	321	RAYMOND Peter	2004/05	r 2	C 5		John Maguire	1983								
232	MAYFIELD Graham	1997/98	r 8	D 5		David Sincok	1964	322	KING Cameron	2004/05	r 3	C 5		Greg Matthews	1983								
233	SCHULTZ Kristian	1997/98	r 9	B 2		Laurie Mayne	1965	323	MURRAY Alex	2004/05	r 3	C 5		Steve Smith	1984								
234	BARNES Michael	1998/99	r 1	B 2		Peter Philpott	1965	324	EDWARDS Shaun	2004/05	r 4	B 2		Dean Jones	1984								
235	RICHARDSON Dan	1998/99	r 1	B 2		Graeme Thomas	1965	325	BROWN DK	2004/05	r 4	C 5		David Boon	1984								
236	MARTIN David	1998/99	r 1	D 5		Peter Allan	1965	326	EITZEN Paul	2004/05	r 4	C 5		Bob Holland	1984								
237	BONNEY Zeb	1998/99	r 2	B 2		Doug Walters	1965	327	MULDOON Col	2004/05	r 5	B 2		Murray Bennett	1984								
238	LAWRENCE Pierre	1998/99	r 2	B 2		Keith Stackpole	1966	328	SANE Sunil	2004/05	r 6	C 5		Craig McDermott	1984								
239	BARRETT Dion	1998/99	r 2	C 4		David Renneberg	1966	329	MONAHAN Phil	2005/06	r 1	C 5		Simon O'Donnell	1985								
240	JEFFREY Jack	1998/99	r 2	D 5		Brian Taber	1966	330	RYNNE Troy	2005/06	r 1	C 5		Dave Gilbert	1985								
241	RANKINE Mark	1998/99	r 2	D 5		Graeme Watson	1967	331	VANSTONE Lee	2005/06	r 1	C 5		Robbie Kerr	1985								
242	FERRIS Shane	1998/99	r 3	A 1		John Gleeson	1967	332	BRASSER Mark	2005/06	r 2	C 5		Merv Hughes	1985								
243	DOHERTY Geoff	1998/99	r 5	D 5		Paul Sheahan	1967	333	LINDHOLM Shaun	2005/06	r 2	C 5		Geoff Marsh	1985								
244	VINCENT Wayne	1998/99	r11	A 1		Eric Freeman	1968	334	BEAVIS Mark	2005/06	r 3	C 5		Bruce Reid	1985								
245	BEATTIE John	1999/00	r 1	A 1		Les Joslin	1968	335	McDONNELL Luke	2005/06	r 5	C 5		Steve Waugh	1985								
246	KING Russell	1999/00	r 1	A 1		John Inverarity	1968	336	MISQUITTA Brian	2005/06	r 5	C 5		Simon Davis	1986								
247	SWIFT Andrew	1999/00	r 1	B 2		Ashley Mallett	1968	337	MORAN Damien	2005/06	r 6	C 5		Tim Zoehrer	1986								
248	STEWART Malcolm	1999/00	r 1	C 4		Terry Jenner	1970	338	HUTCHINSON Wayne	2005/06	r 7	B 3		Chris Matthews	1986								
249	HAYES Daniel	1999/00	r 1	D 5		Rod Marsh	1970	339	HAY Adam	2005/06	r 8	C 5		Greg Dyer	1986								
250	GOUGH Aaron	1999/00	r 2	C 4		Alan Thomson	1970	340	FROST Justin	2005/06	r 9	A 1		Peter Taylor	1987								
251	OP'THOOG Matthew	1999/00	r 2	D 5		Greg Chappell	1970	341	CRAWFORD Wes	2006/07	r 1	B 4		Mike Veletta	1987								
252	DINAN Mick	1999/00	r 3	B 2		Ross Duncan	1971	342	MONAHAN Justin</														

WARRADALE & AUSTRALIAN TEST PLAYER NUMBERS

WARRADALE PLAYERS 361 - 450						AUSTRALIAN PLAYERS 361 - 450						WARRADALE PLAYERS 451 - 468						AUSTRALIAN PLAYERS 451 - 468					
Plyr No.	Warradale Players Name	Debut Season	Rnd	Gr	Dv	Australian Test Players Name	Debut	Plyr No.	Warradale Players Name	Debut Season	Rnd	Gr	Dv	Australian Test Players Name	Debut	Plyr No.	Warradale Players Name	Debut Season	Rnd	Gr	Dv	Australian Test Players Name	Debut
361	BABBAGE Peter	2008/09	r 1	B 3		Damien Fleming	1994	451	MOORE Kayd	2014/15	r 4	C 6											
362	RUSSELL Nick	2008/09	r 1	C 5		Phil Emery	1994	452	DREW Corey	2014/15	r 4	D 7											
363	MONAHAN Peter	2008/09	r 2	B 3		Greg Blewett	1995	453	MAHONEY David	2014/15	r 4	D 7											
364	BROTHERTON Alex	2008/09	r 5	B 3		Peter McIntyre	1995	454	THERALDSEN Joshua	2014/15	r 4	D 7											
365	MANSOM Dave	2008/09	r 6	C 5		Stuart Law	1995	455	DESHPANDE Niranjan	2014/15	r 6	C 6											
366	PARHAM Oliver	2008/09	r 8	C 5		Ricky Ponting	1995	456	GULATI Sandeep	2014/15	r 6	D 7											
367	FLAMANK Paul	2008/09	r 9	C 5		Brad Hogg	1996	457	MOORE Henry	2014/15	r 6	D 7											
368	CADD Anthony	2008/09	r10	C 5		Matthew Elliott	1996	458	BELSAK Andrew	2015/16	r 1	A 2											
369	WILLIAMS Jarrod	2008/09	r11	C 5		Michael Kasprovicz	1996	459	SCHMIAUKE Marc	2015/16	r 1	A 2											
370	WILLIAMS Rowan	2008/09	r11	C 5		Jason Gillespie	1996	460	WOODS Daniel	2015/16	r 1	A 2											
371	LIPSETT Wes	2009/10	r 1	A 2		Andy Bichel	1997	461	WILSON Gary	2015/16	r 1	B 4											
372	MARKS Greg	2009/10	r 3	B 3		Shaun Young	1997	462	CASEY Aaron	2015/16	r 1	D 7											
373	BURNETT Christian	2009/10	r 4	C 6		Simon Cook	1997	463	CLARIDGE Daniel	2015/16	r 1	D 7											
374	MONAHAN Damien	2009/10	r 6	B 3		Stuart MacGill	1998	464	CORNELISSEN Jack	2015/16	r 1	D 7											
375	KANG Harmen	2009/10	r 6	C 6		Gavin Robertson	1998	465	HARRIS Glenn	2015/16	r 1	D 7											
376	BAYLISS Paul	2010/11	r 1	B 3		Paul Wilson	1998	466	TYNSKI Simon	2015/16	r 1	D 7											
377	DETHIERRY James	2010/11	r 2	A 2		Adam Dale	1998	467	BARRITT Henry	2015/16	r 2	B 4											
378	WINTON Ben	2010/11	r 2	B 3		Darren Lehmann	1998	468	BORLAND Daniel	2015/16	r 2	D 7											
379	REA Paul	2010/11	r 3	B 3		Colin Miller	1998																
380	TRAPPEL Ben	2010/11	r 3	B 3		Matthew Nicholson	1998																
381	GEORGE Paul	2010/11	r 3	C 6		Adam Gilchrist	1999																
382	TRUSCOTT Chad	2010/11	r 3	C 6		Scott Muller	1999																
383	STOKES Ben	2010/11	r 5	A 2		Brett Lee	1999																
384	ANDERSON Brett	2010/11	r 5	C 6		Simon Katich	2001																
385	REVELL Glen	2010/11	r 8	C 6		Martin Love	2002																
386	MATTHEWS Jacob	2010/11	r 9	B 3		Brad Williams	2003																
387	BENNETT Brad	2011/12	r 1	A 2		Nathan Bracken	2003																
388	MAHAR Jason	2011/12	r 1	C 6		Andrew Symonds	2004																
389	DAWSON Ben	2011/12	r 2	B 3		Michael Clarke	2004																
390	DEANE Josh	2011/12	r 2	B 3		Nathan Hauritz	2004																
391	GILBERT Shane	2011/12	r 3	C 6		Shane Watson	2005																
392	MOORE Jason	2011/12	r 3	C 6		Shaun Tait	2005																
393	DADE Lewis	2011/12	r 4	C 6		Michael Hussey	2005																
394	NATT Ashley	2011/12	r 5	B 3		Brad Hodge	2005																
395	HUME Shane	2011/12	r 7	A 2		Phil Jaques	2005																
396	ARMAN Ben	2011/12	r 8	B 3		Stuart Clark	2006																
397	PATTERSON Heath	2012/13	r 1	A 2		Dan Cullen	2006																
398	SUKKE Shaun	2012/13	r 1	C 6		Mitchell Johnson	2007																
399	PRIEST Brett	2012/13	r 2	A 2		Chris Rogers	2008																
400	ARMAN Sam	2012/13	r 2	C 6		Brad Haddin	2008																
401	PRICE Nathan	2012/13	r 2	C 6		Beau Casson	2008																
402	TEE Dillon	2012/13	r 2	C 6		Cameron White	2008																
403	ISLAM Robiul	2012/13	r 3	B 4		Peter Siddle	2008																
404	BYNE Oliver	2012/13	r 3	C 6		Jason Krejza	2008																
405	BRAZIL Nick	2012/13	r 4	C 6		Doug Bollinger	2009																
406	NEMES Nathan	2012/13	r 4	C 6		Andrew McDonald	2009																
407	GIBBIE Chris	2012/13	r 9	A 2		Ben Hilfenhaus	2009																
408	MARTIN Anthony	2012/13	r 9	B 4		Phillip Hughes	2009																
409	BODEN Nick	2013/14	r 1	A 2		Marcus North	2009																
410	JURIC Ivan	2013/14	r 1	A 2		Bryce McGain	2009																
411	OAKES Matthew	2013/14	r 1	A 2		Graham Manou	2009																
412	SMITH Tim	2013/14	r 1	A 2		Clint McKay	2009																
413	BATES Simon	2013/14	r 1	B 4		Ryan Harris	2010																
414	JEYNES Steve	2013/14	r 1	B 4		Tim Paine	2010																
415	PANSINI Angelo	2013/14	r 1	B 4		Steven Smith	2010																
416	BRYSON Brett	2013/14	r 1	C 5		Peter George	2010																
417	FERGUSON Haimish	2013/14	r 1	C 5		Xavier Doherty	2010																
418	FERGUSON Jason	2013/14	r 1	C 5		Michael Beer	2011																
419	JOLLY Nayland	2013/14	r 1	C 5		Usman Khawaja	2011																
420	JOLLY Rowen	2013/14	r 1	C 5		Trent Copeland	2011																
421	JONES David	2013/14	r 1	C 5		Nathan Lyon	2011																
422	LOUNDER Graham	2013/14	r 1	C 5		Shaun Marsh	2011																
423	MILDREN Bryan	2013/14	r 1	C 5		Pat Cummins	2011																
424	NIELSON Rick	2013/14	r 1	C 5		James Pattinson	2011																
425	LAMSHED Kym	2013/14	r 1	D 7		Mitchell Starc	2011																
426	NIJAZ Asim	2013/14	r 2	C 5		David Warner	2011																
427	SPANTON Troy	2013/14	r 2	D 7		Ed Cowan	2011																
428	BROOKER Christian	2013/14	r 3	A 2		Matthew Wade	2012																
429	SHEPHERD Tristan	2013/14	r 3	A 2		Rob Quiney	2012																
430	MONAGHAN Scott	2013/14	r 3	C 5		John Hastings	2012																
431	SWANSON Andrew	2013/14	r 3	C 5		Jackson Bird	2012																
432	SHAMRA Deepak	2013/14	r 3	D 7		Moises Henriques	2013																
433	PALMER Edward	2013/14	r 4	C 5		Glenn Maxwell	2013																
434	ANGOVE Simon	2013/14	r 5	D 7		Ashton Agar	2013																
435	GODMAN Eddie	2013/14	r 6	B 4		James Faulkner	2013																
436	MOORE Nick	2013/14	r 6	D 7		George Bailey	2013																
437	MOHAMMAD Imran	2013/14	r 8	B 4		Alex Doolan	2014																
438	MOHAMMAD Zane	2013/14	r 8	B 4		Mitchell Marsh	2014																
439	O'TOOLE Zach	2013/14	r10	C 5		Steve O'Keefe	2014																
440	BALYM Anton	2014/15	r 1	A 2		Josh Hazlewood	2014																
441	LODER Warwick	2014/15	r 1	A 2		Joe Burns	2014																
442	BRUSNAHAN Dale	2014/15	r 1	B 4		Adam Voges	2015																
443	FERGUSON Lachlan	2014/15	r 1	B 4		Peter Nevill	2015																
444	MCGRATH Eoghan	2014/15	r 1	C 6																			
445	SAINI Shammi	2014/15	r 1	C 6																			
446	SINGH Kunwar	2014/15	r 1	C 6																			

BLANK
PAGE

SECTION III

WARRADALE CRICKET CLUB

PLAYER RECORDS

1979/80 TO 2015/16

Section 3 Contents	3-1 to 3-92
Individual Career Batting, Bowling and Fielding Records	3-2
Most Career games	3-14
Career Records - Batting and Partnerships	3-15
Most COTY points in Career	3-25
Career Records – All-rounders, Wicket-keeping, Fielding	3-26
Career Records - Bowling	3-28
Individual Innings/Match Records - Batting, Partnership Records and All Rounder	3-33
Individual Innings/Match Records - Bowling and Fielding	3-40
Individual Season Records – Batting, Bowling, Fielding	3-43
Grade Records (A, B, C, D grades)	3-46
Divisional Records (Div 1-7)	3-58
Career Milestone Records – Matches, batting, bowling, fielding, Div 1	3-72
Miscellaneous Statistics – runs/wickets in each Grade, Division, Round, Opposition, Season, Ground	3-79
Miscellaneous Records - successive games, before Xmas, youngest & oldest centuries etc...	3-90

BATting STATISTICS FOR WARRADALE CRICKET CLUB IN CAREER

Player Name	Debut	Yrs	Gam	Bat Inn NO	Runs	Ave	Innings Hi	Scores 100>50>30>10>0*	SeasonAgg Hi 300200	Pshps 10050	% Tm	% Cr	ScoreStrokes 6's 4's 1's	How Out Ct Bo Lb	
AITCHISON Mike	1979/80	2	6	3 1	3	1.5	2*	- - - 2 1	2 - -	- - -	0	20	- - 3	- 1 -	
AITKEN Geoff	1983/84	1	11	12 -	341	28.4	85	- 3 3 2 2 2	341 1 -	1 4	15	49	6 33 86	8 3 -	
ALLEN Cameron	2003/04	1	1	1 -	1	1.0	1	- - - 1 -	1 - -	- - -	1	11	- - 1	- 1 -	
ALLENSON Kevin	2006/07	1	1	- -	0	-	-	- - - - -	- - -	- - -	0	-	- - -	- - -	
ALSOP Greg	1997/98	10	105	117 9	2807	26.0	118	4 11 18 42 31 11	667 2 5	8 26	14	50	72 318 524	53 35 16	
ANDERSON Brett	2010/11	1	3	- -	0	-	-	- - - - -	- - -	- - -	0	-	- - -	- - -	
ANDERSON Mark	1994/95	1	2	1 -	7	7.0	7	- - - 1 -	7 - -	- - -	2	24	- 1 3	1 - -	
ANDERSON Rob	1994/95	4	15	13 5	118	14.8	34*	- - 1 3 7 2	111 - -	3 4	39	1 14 38	3 3 -		
ANGOVE Simon	2013/14	1	1	1 -	10	10.0	10	- - - 1 -	10 - -	- - -	6	59	1 - 2	1 - -	
ARMAN Ben	2011/12	5	29	22 9	130	10.0	28	- - - 5 10 7	89 - -	4 3	23	- 15 45	4 5 4		
ARMAN Sam	2012/13	3	13	7 2	22	4.4	9	- - - 6 1 15	- - -	- - -	1	21	- 2 8	2 3 -	
BABBAGE Peter	2008/09	2	15	14 1	88	6.8	18*	- - - 4 6 4	83 - -	- - -	3	35	- 13 15	8 5 -	
BAILEY Kym	1980/81	1	10	8 1	19	2.7	18	- - - 1 2 5	19 - -	- 1	1	20	- 2 11	- 4 3	
BALDOCK Gary	1992/93	4	6	5 2	162	54.0	76*	- 1 2 - -	115 - -	1 -	16	34	- 26 48	1 2 -	
BALSARINI Peter	2001/02	1	5	3 3	32	-	26*	- - - 1 2 -	32 - -	- - -	4	32	- 4 12	- - -	
BALYM Anton	2014/15	2	23	20 2	439	24.4	64*	- 1 7 5 6 1	265 - 1	- 5	11	41	1 42 141	12 1 5	
BARKER Shane	1992/93	1	7	7 1	58	9.7	20	- - - 3 2 2	58 - -	- 1	4	33	3 5 11	2 4 -	
BARKER Terry	1979/80	7	53	34 10	288	12.0	59*	- 1 - 11 19 3	104 - -	- 1	3	46	13 28 72	13 8 -	
BARLEY James	2014/15	2	16	16 2	498	35.6	103*	1 4 - 5 5 1	300 1 -	1 5	16	56	20 58 77	8 5 1	
BARNES Michael	1998/99	1	1	1 1	4	-	4*	- - - 1 -	4 - -	- - -	2	31	- - 2	- - -	
BARNETT Mick	1991/92	3	36	22 7	149	9.9	40	- - - 1 4 11 6	51 - -	- - -	3	52	2 12 35	13 2 -	
BARRETT Dion	1998/99	1	5	3 -	9	3.0	5	- - - 2 1	9 - -	- - -	1	45	- - 5	2 1 -	
BARRITT Henry	2015/16	1	11	8 -	97	12.1	61	- 1 - 1 5 1	97 - -	- 2	5	35	- 8 37	4 3 1	
BARTON Matthew	2000/01	5	34	34 5	729	25.1	58	- 4 9 7 10 4	259 - 2	1 8	11	42	8 68 199	14 9 1	
BATES Simon	2013/14	3	24	18 3	123	8.2	19	- - - 6 8 4	71 - -	- 1	3	27	- 14 41	5 3 4	
BAYLISS Paul	2010/11	5	39	35 3	425	13.3	49	- - - 4 10 16 5	140 - -	1 5	6	35	3 47 150	19 6 5	
BEATTIE John	1999/00	4	30	21 8	202	15.5	59*	- 1 - 6 10 4	101 - -	- 1	3	48	3 20 59	7 2 -	
BEAVIS Mark	2005/06	3	10	12 1	206	18.7	73	- 1 1 4 5 1	183 - -	- - -	13	61	2 18 60	8 3 -	
BELL Geoff	1980/81	33	312	272 66	4908	23.8	107	3 26 33 77 105 28	503 6 5	12 51	9	43	20 416 1947	116 54 12	
BELSAK Andrew	2015/16	1	10	11 -	398	36.2	117	1 2 1 5 2 -	398 1 -	- 2	1	21	59 12 48 70	11 - -	
BENNETT Brad	2011/12	2	22	22 -	420	19.1	49	- - - 6 8 7 1	246 - 1	1 4	11	35	1 20 175	11 5 3	
BILLICH Ray	1980/81	1	2	2 -	4	2.0	3	- - - 2 -	4 - -	- - -	1	17	- - 4	- - -	
BILLING Jarrod	1995/96	8	35	34 3	453	14.6	62	- 2 2 12 14 4	136 - -	- 2	7	62	15 46 85	19 10 -	
BIRD Derek	2002/03	2	4	2 1	48	48.0	38*	- - - 1 1 -	38 - -	- 1	6	44	- 4 17	- - -	
BLACK Paul	1991/92	3	21	15 3	176	14.7	39	- - - 2 4 7 2	94 - -	- 1	5	60	10 11 37	8 3 -	
BLANKS Owen	1987/88	1	1	1 -	1	1.0	1	- - - 1 -	1 - -	- - -	0	20	- - 1	1 - -	
BODEN Nick	2013/14	3	31	31 1	521	17.4	82	- 4 3 8 14 2	224 - 1	1 4	10	44	3 60 144	18 2 9	
BONNEY Zeb	1998/99	1	1	- -	0	-	-	- - - - -	- - -	- - -	0	-	- - -	- - -	
BORCHARD Andrew	2006/07	1	3	3 1	7	3.5	6	- - - 2 1	7 - -	- - -	1	23	- 1 3	- 2 -	
BOREHAM Chris	1989/90	1	5	5 -	74	14.8	46	- - - 1 1 3 -	74 - -	- 1	6	60	5 5 10	2 2 -	
BORLAND Daniel	2015/16	1	6	3 -	25	8.3	14	- - - 2 - 1	25 - -	- - -	2	58	1 3 7	1 1 1	
BRAMMY Luke	1994/95	4	7	5 -	29	5.8	15	- - - 2 - 3	15 - -	- - -	3	45	1 3 5	4 1 -	
BRAMMY Simon	1994/95	13	95	80 21	837	14.2	68	- 2 8 20 37 13	204 - 1	- 3	5	55	44 77 141	25 26 -	
BRASSER Mark	2005/06	2	8	6 1	14	2.8	7*	- - - 4 2 7	- - -	- - -	1	38	- - 7	2 2 -	
BRAYSHER Brad	2003/04	1	10	10 1	92	10.2	37	- - - 1 2 6 1	92 - -	- - -	6	40	1 8 26	4 5 -	
BRAZIL Nick	2012/13	1	3	2 -	5	2.5	5	- - - 1 1	5 - -	- - -	1	33	- - 5	1 1 -	
BRIDEACKE Stewart	1989/90	1	1	1 -	4	4.0	4	- - - 1 -	4 - -	- - -	2	17	- - 2	1 - -	
BRIDGLAND Andrew	1986/87	2	17	18 -	228	12.7	40	- - - 2 5 8 3	217 - 1	- 2	7	37	- 24 73	4 9 2	
BROOKER Christian	2013/14	3	27	22 5	517	30.4	113	1 1 4 9 5 2	271 - 1	1 6	11	45	5 62 141	9 4 2	
BROOKS Alan	1993/94	1	4	5 1	40	10.0	27	- - - 1 3 1 40	- - -	- - -	7	45	- 1 16	3 - -	
BROOKS Roger	1981/82	1	5	4 1	15	5.0	12	- - - 1 2 1 15	- - -	- 1	1	21	- 1 9	2 - -	
BROTHERTON Alex	2008/09	3	7	5 -	49	9.8	25	- - - 2 2 1 25	- - -	- - -	5	65	1 9 4	4 1 -	
BROWN Andrew	1993/94	16	164	138 18	964	8.0	45	- - - 3 37 71 27	97 - -	- 5	3	48	12 103 247	62 43 10	
BROWN DK	2004/05	1	2	2 -	18	9.0	14	- - - 1 1 -	18 - -	- - -	7	43	- 3 4	1 1 -	
BROWN David F	1994/95	20	168	151 22	1829	14.2	89	- 4 14 42 71 20	216 - 2	1 20	6	38	7 168 618	74 42 6	
BROWN Mike	1985/86	11	85	75 16	1043	17.7	85	- 3 8 22 36 6	257 - 3	1 8	6	48	17 123 244	32 20 1	
BROWNE Noel	1990/91	19	151	108 31	1333	17.3	98*	- 2 9 36 49 12	213 - 1	1 13	5	43	37 121 325	51 15 8	
BRUSNAHAN Dale	2014/15	2	25	14 7	159	22.7	30	- - - 1 5 7 1	109 - -	- - -	3	52	1 23 32	4 2 -	
BRYANT Rhys	2006/07	1	1	1 -	9	9.0	9	- - - 1 -	9 - -	- - -	7	60	- - 2	1 - -	
BRYSON Brett	2013/14	3	33	19 3	217	13.6	44	- - - 3 4 11 1	180 - -	- 4	4	35	- 13 103	4 5 3	
BURGESS S	1980/81	1	2	2 1	27	27.0	23*	- - - 1 1 -	27 - -	- - -	9	44	1 2 11	1 - -	
BURNETT Bill	1980/81	20	177	169 27	5068	35.7	153	8 25 33 53 44 6	519 8 5	16 59	15	47	28 434 1716	98 25 7	
BURNETT Christian	2009/10	1	1	1 -	82	82.0	82	- 1 - - -	82 - -	- 1	-	30	44 3 8 30	1 - -	
BURNETT Tom	1979/80	14	134	134 20	3147	27.6	100*	1 14 24 46 44 5	474 4 4	8 42	12	40	2 290 1235	60 32 6	
BURTENSHAW Dave	1997/98	7	60	57 13	581	13.2	41	- - - 4 19 29 5	162 - -	- 6	5	43	2 51 170	29 11 1	
BUTLER Andrew	2004/05	1	1	- -	0	-	-	- - - - -	- - -	- - -	0	-	- - -	- - -	
BYNE Oliver	2012/13	1	7	3 -	12	4.0	5	- - - 3 -	12 - -	- - -	1	57	- 2 2	3 - -	
CADD Anthony	2008/09	5	42	36 6	619	20.6	87*	- 2 5 13 11 5	222 - 1	- 6	8	63	53 40 88	17 10 3	
CAIRNEY Columba	1996/97	11	41	36 11	185	7.4	41*	- - - 1 5 19 11	74 - -	- - -	3	42	3 21 55	8 10 6	
CAMERON Scott	1990/91	1	1	1 1	86	-	86*	- 1 - - -	86 - -	- 2	31	58	3 10 16	- - -	
CAMPBELL Peter	1980/81	1	6	6 1	170	34.0	108*	1 - 1 1 3 -	170 - -	- 1	16	81	13 17 17	4 - -	
CASEY Aaron	2015/16	1	10	5 -	89	17.8	29	- - - 4 - 1	89 - -	- 1	5	53	4 11 13	3 - 2	
CASPERS Brodie	2001/02	1	1	- -	0	-	-	- - - - -	- - -	- - -	0	-	- - -	- - -	
CATTRALL Jason	1990/91	1	1	- -	0	-	-	- - - - -	- - -	- - -	0	-	- - -	- - -	
CHAN Anthony	1995/96	3	5	4 2	3	1.5	3*	- - - 2 2	3 - -	- - -	0	13	- - 1	- - 1	
CHURCHETT Russell	1986/87	1	5	2 1	14	14.0	8	- - - 2 -	14 - -	- - -	1	26	- - 6	- - -	
CHYER Paul	2001/02	3	13	13 -	283	21.8	106	1 - 1 5 5 1	193 - -	- 3	12	54	4 37 65	5 6 1	
CLARE Hamish	1994/95	2	20	22 2	312	15.6	55*	- 1 1 9 6 5	174 - -	- 6	8	34	6 34 92	12 2 4	
CLARIDGE Daniel	2015/16	1	12	10 2	130	16.3	61	- 1 - 4 3 2	130 - -	- 2	6	39	2 13 30	5 3 -	
COCHRANE Herb	1983/84	2	19	12 4	193	24.1	44*	- - 3 3 5 1	143 - -	- 1	6	57	5 22 42	7 - -	
COLTON Don	1994/95	4	8	7 2	128	25.6	75*	- 1 1 1 3 1	107 - -	- 1	8	27	- 12 58	1 1 3	
CONLEY Andrew	1988/89	28	261	269 37	7461	32.2	163*	9 37 44 102 53 24	650 10 8	20 77	15	46	94 925 1882	138 68 10	
CONROY Alan	1980/81	2	4	4 -	69	17.3	42	- - - 1 1 1	46 - -	- - -	7	66	3 11 7	3 1 -	
CONROY Brian	1981/82	13	122	130 4	4033	32.0	156*	6 26 20 38 27 13	628 8 2	10 29	16	69	230 411 592	65 50 1	
CONROY Gavin	2001/02	3	20	18 6	279	23.3	53*	- 1 2 7 5 3	134 - -	- 3	7	36	4 24 97	7 1 3	
CONROY Jason	1989/90	22	180	171 11	2080	13.0	74	- 5 14 55 72 25	307 1 -	- 2	16	6	44	22 186 580	101 39 6

BOWLING & FIELDING STATISTICS FOR WARRADALE CRICKET CLUB IN CAREER

Player Name	Bowl Inn	Overs	Mdn	Runs	Wkt	Ave	Innings Best	Fig 5w 3w	SeasonAg Hi 25 15	How Out Ct Bo Lb St	Wk/ Inn	Ball/ Wkt	Run/ Over	% Tm	Fld Ct	W'Keeping Ct St Bye Gam						
AITCHISON Mike	-	-	-	-	-	-	-	-	-	-	0.0	0.0	0.0	0	5	- - - -						
AITKEN Geoff	3	4	1	5	-	-	-	-	-	-	0.0	0.0	1.3	0	5	- - - -						
ALLEN Cameron	-	-	-	-	-	-	-	-	-	-	0.0	0.0	0.0	0	-	- - - -						
ALLENSON Kevin	1	8	-	55	-	-	-	-	-	-	0.0	0.0	6.9	0	1	- - - -						
ALSOP Greg	22	86	11	397	14	28.4	2/10	-	6	1	1	0.6	36.9	4.6	2	51	2 1 4 4					
ANDERSON Brett	1	4	-	11	1	11.0	1/11	-	1	-	-	1.0	24.0	2.8	20	-	- - - -					
ANDERSON Mark	2	13	2	92	2	46.0	2/23	-	2	-	1	1.0	39.0	7.1	13	1	- - - -					
ANDERSON Rob	16	144	34	457	18	25.4	3/40	-	17	-	1	1.1	48.0	3.2	12	7	- - - -					
ANGOVE Simon	1	7	3	8	-	-	-	-	-	-	-	0.0	0.0	1.1	0	-	- - - -					
ARMAN Ben	28	192	32	728	38	19.2	4/55	-	7	17	-	1.4	30.3	3.8	16	15	- - - -					
ARMAN Sam	2	7	1	41	1	41.0	1/21	-	1	-	-	0.5	42.0	5.9	1	2	- - - -					
BABBAGE Peter	14	84	9	389	11	35.4	3/31	-	10	-	-	0.8	45.8	4.6	9	10	- - 1 1					
BAILEY Kym	2	1.4	-	5	1	5.0	1/4	-	1	-	-	0.5	10.0	3.0	1	4	- - - -					
BALDOCK Gary	5	24.4	4	86	5	17.2	3/10	-	3	-	2	1.0	29.6	3.5	11	2	- - - -					
BALSARINI Peter	7	64	10	185	7	26.4	3/41	-	7	-	6	1.0	54.9	2.9	11	2	- - - -					
BALYM Anton	1	2	-	23	-	-	-	-	-	-	-	0.0	0.0	11.5	0	-	20 17 73 23					
BARKER Shane	2	4	1	14	-	-	-	-	-	-	-	0.0	0.0	3.5	0	1	1 - 7 2					
BARKER Terry	3	6	1	31	-	-	-	-	-	-	-	0.0	0.0	5.2	0	1	68 18 159 49					
BARLEY James	1	4	-	18	-	-	-	-	-	-	-	0.0	0.0	4.5	0	4	- - 16 4					
BARNES Michael	-	-	-	-	-	-	-	-	-	-	-	0.0	0.0	0.0	0	-	- - - -					
BARNETT Mick	38	441.2	114	1026	78	13.2	7/28	3 10	32 1 2	33 39 6	-	2.1	33.9	2.3	23	10	- - - -					
BARRETT Dion	2	10	3	32	1	32.0	1/26	-	1	-	-	0.5	60.0	3.2	3	2	- - - -					
BARRITT Henry	9	41.5	4	176	16	11.0	4/25	-	4	16	-	1.8	15.7	4.2	16	3	- - - -					
BARTON Matthew	18	115.2	14	383	29	13.2	6/16	1 3	19	-	1	1.6	23.9	3.3	9	18	- - - -					
BATES Simon	2	3	-	33	1	33.0	1/21	-	1	-	-	0.5	18.0	11.0	1	12	- - - -					
BAYLISS Paul	11	47.3	4	227	5	45.4	1/3	-	1	-	3	2	0.5	57.0	4.8	2	3	- - - -				
BEATTIE John	33	277.3	71	751	60	12.5	6/42	1 8	31 1 1	25 27 8	-	1.8	27.8	2.7	20	11	- - - -					
BEAVIS Mark	1	13	2	63	-	-	-	-	-	-	-	0.0	0.0	4.8	0	2	10 - 28 7					
BELL Geoff	273	2846.2	649	7898	468	16.9	7/40	14 56	44 7 8	258 163 44 2	-	1.7	36.5	2.8	16	99	- - - -					
BELSAK Andrew	8	38.5	9	108	8	13.5	4/33	-	1	8	-	5	1	1	1	1	4	- - - -				
BENNETT Brad	7	36	5	137	3	45.7	1/18	-	3	-	2	-	0.4	72.0	3.8	2	8	- - - -				
BILLICH Ray	2	2	1	3	-	-	-	-	-	-	-	0.0	0.0	1.5	0	-	- - - -					
BILLING Jarrod	23	79	12	327	17	19.2	3/19	-	5	-	9	6	0.7	27.9	4.1	5	9	- - 4 1				
BIRD Derek	4	18	4	49	2	24.5	1/5	-	1	-	1	1	0.5	54.0	2.7	5	1	- - - -				
BLACK Paul	23	220.1	51	565	32	17.7	4/55	-	3	18	-	1	23	9	-	8	- - - -					
BLANKS Owen	-	-	-	-	-	-	-	-	-	-	-	0.0	0.0	0.0	0	-	- - - -					
BODEN Nick	-	-	-	-	-	-	-	-	-	-	-	0.0	0.0	0.0	0	14	- - - -					
BONNEY Zeb	-	-	-	-	-	-	-	-	-	-	-	0.0	0.0	0.0	0	-	- - - -					
BORCHARD Andrew	3	25.1	4	87	4	21.8	2/21	-	4	-	3	1	-	1.3	37.8	3.5	31	- - - -				
BOREHAM Chris	6	47	4	182	8	22.8	3/46	-	1	8	-	3	5	-	1.3	35.3	3.9	15	2	- - - -		
BORLAND Daniel	-	-	-	-	-	-	-	-	-	-	-	0.0	0.0	0.0	0	3	- - - -					
BRAMMY Luke	4	28	2	113	1	113.0	1/34	-	1	-	1	-	0.3	168.0	4.0	2	2	1 - 4 1				
BRAMMY Simon	90	847	170	2623	129	20.3	5/28	3 12	27 1 3	80 38 11	-	1.4	39.4	3.1	15	23	- - - -					
BRASSER Mark	3	5	-	30	-	-	-	-	-	-	-	0.0	0.0	6.0	0	1	- - - -					
BRAYSHER Brad	-	-	-	-	-	-	-	-	-	-	-	0.0	0.0	0.0	0	3	5 - 19 4					
BRAZIL Nick	-	-	-	-	-	-	-	-	-	-	-	0.0	0.0	0.0	0	1	- - - -					
BRIDEOACKE Stewar	-	-	-	-	-	-	-	-	-	-	-	0.0	0.0	0.0	0	-	- - - -					
BRIDGLAND Andrew	-	-	-	-	-	-	-	-	-	-	-	0.0	0.0	0.0	0	6	- - - -					
BROOKER Christian	25	218.5	53	582	30	19.4	4/24	-	6	12	-	1.2	43.8	2.7	12	8	- - - -					
BROOKS Alan	-	-	-	-	-	-	-	-	-	-	-	0.0	0.0	0.0	0	-	- - - -					
BROOKS Roger	9	67	17	185	6	30.8	3/30	-	1	6	-	5	1	-	0.7	67.0	2.8	7	2	- - - -		
BROTHERTON Alex	8	72.4	10	302	19	15.9	5/42	1 3	10	-	9	7	3	-	2.4	22.9	4.2	29	-	- - - -		
BROWN Andrew	9	15.3	-	79	3	26.3	1/3	-	1	-	3	-	-	0.3	31.0	5.1	0	3	118 49 977 136			
BROWN DK	1	1	-	7	-	-	-	-	-	-	-	0.0	0.0	7.0	0	-	- - - -					
BROWN David F	147	1521	324	4827	271	17.8	7/54	4 36	31 3 7	176 76 19	-	1.8	33.7	3.2	18	61	5 - 27 4					
BROWN Mike	74	677	135	2178	104	20.9	6/51	5 7	23	-	4	65	35	4	-	1.4	39.1	3.2	13	43	- - - -	
BROWNE Noel	152	1577.4	195	5831	244	23.9	7/89	9 30	34 2 4	157 25 5 57	-	1.6	38.8	3.7	18	92	- - - -					
BRUSNAHAN Dale	26	264	51	832	47	17.7	4/10	-	6	29	1	1	14	30	1	1	1.8	33.7	3.2	22	5	- - - -
BRYANT Rhys	-	-	-	-	-	-	-	-	-	-	-	0.0	0.0	0.0	0	1	- - - -					
BRYSON Brett	35	296.3	44	1090	58	18.8	6/35	3 4	28 1 1	29 21 8	-	1.7	30.7	3.7	21	8	- - - -					
BURGESS S	-	-	-	-	-	-	-	-	-	-	-	0.0	0.0	0.0	0	1	- - - -					
BURNETT Bill	16	64.2	8	245	13	18.8	3/40	-	2	4	-	6	4	1	2	0.8	29.7	3.8	1	94	10 - 26 8	
BURNETT Christian	1	12	1	42	3	14.0	3/42	-	1	3	-	3	-	-	3.0	24.0	3.5	33	1	- - - -		
BURNETT Tom	26	87.3	11	319	23	13.9	4/23	-	3	6	-	11	9	2	1	0.9	22.8	3.6	2	41	- - - -	
BURTENSHAW Dave	65	783.2	173	2277	137	16.6	6/47	6 17	33 3 1	84 40 13	-	2.1	34.3	2.9	25	11	- - - -					
BUTLER Andrew	1	11	2	36	1	36.0	1/36	-	1	-	-	1	-	1.0	66.0	3.3	17	-	- - - -			
BYNE Oliver	8	54.4	3	276	7	39.4	3/44	-	1	7	-	2	4	1	-	0.9	46.9	5.0	11	-	- - - -	
CADD Anthony	37	325.5	55	1077	41	26.3	3/40	-	5	14	-	21	16	4	-	1.1	47.7	3.3	12	11	- - - -	
CAIRNEY Columba	2	3	-	7	-	-	-	-	-	-	-	0.0	0.0	2.3	0	24	- - - -					
CAMERON Scott	-	-	-	-	-	-	-	-	-	-	-	0.0	0.0	0.0	0	-	- - - -					
CAMPBELL Peter	-	-	-	-	-	-	-	-	-	-	-	0.0	0.0	0.0	0	-	7 1 17 6					
CASEY Aaron	8	43.4	7	138	9	15.3	2/8	-	9	-	7	2	-	-	1.1	29.1	3.2	8	6	- - - -		
CASPERS Brodie	-	-	-	-	-	-	-	-	-	-	-	0.0	0.0	0.0	0	-	- - - -					
CATTRALL Jason	1	3.5	1	8	2	4.0	2/8	-	2	-	2	-	-	2.0	11.5	2.1	20	1	- - - -			
CHAN Anthony	-	-	-	-	-	-	-	-	-	-	-	0.0	0.0	0.0	0	2	- - - -					
CHURCHETT Russell	1	1	-	10	-	-	-	-	-	-	-	0.0	0.0	10.0	0	4	- - - -					
CHYER Paul	2	9	1	43	2	21.5	2/22	-	2	-	2	-	-	1.0	27.0	4.8	2	-	- - - -			
CLARE Hamish	7	19.4	-	112	7	16.0	4/17	-	1	6	-	7	-	-	1.0	16.9	5.7	4	7	- - - -		
CLARIDGE Daniel	11	65	11	205	7	29.3	3/48	-	1	7	-	5	2	-	0.6	55.7	3.2	5	4	3 - 9 6		
COCHRANE Herb	21	345	98	680	71	9.6	9/39	6 6	38 2	-	29	29	13	-	3.4	29.2	2.0	33	4	- - - -		
COLTON Don	4	22	2	72	1	72.0	1/9	-	1	-	1	-	-	0.3	132.0	3.3	2	5	- - - -			
CONLEY Andrew	116	939	98	3677	175	21.0	7/80	3 22	25 1 4	117 15 4 39	-	1.5	32.2	3.9	8	122	- - - -					
CONROY Alan	5	26	3	112	4	28.0	1/1	-	4	-	1	3	-	-	0.8	39.0	4.3	10	-	- - - -		
CONROY Brian	38	89.4	14	297	10	29.7	3/15	-	1	3	-	6	3	1	-	0.3	53.8	3.3	1	80	6 1 19 5	
CONROY Gavin	3	6	-	39	-	-	-	-	-	-	-	0.0	0.0	6.5	0	14	- - - -					
CONROY Jason	91	354.5	43	1445	60	24.1	4/37	-	5	11	-	43	12	4	1	0.7	35.5	4.1	4	102	7 1 38 9	

BATting STATISTICS FOR WARRADALE CRICKET CLUB IN CAREER

Player Name	Debut	Yrs	Gam	Bat Inn NO	Runs	Ave	Innings Hi	Scores 100>50>30 >10 >0*	SeasonAgg Hi 300200	Pshps 10050	% Tm	% Cr	ScoreStrokes 6's 4's 1's	How Out Ct Bo Lb
CONROY Richard	1990/91	1	1	1 -	8	8.0	8	- - - 1 -	8 - -	- - -	6	38	- - 2	- - -
COOMBE Craig	1990/91	2	15	15 1	259	18.5	75*	- 1 1 4 9 -	243 - 1	1 3	8	31	1 21 108	8 6 -
COOMBE Peter A	1982/83	14	110	84 37	1605	34.1	80*	- 7 16 30 27 4	306 1 2	2 19	8	45	24 144 507	30 13 2
COOMBE Peter J	1991/92	1	8	9 -	264	29.3	133	1 1 - 4 2 1	264 - 1	1 3	14	58	8 36 36	5 2 2
COOPER Michael	2014/15	1	2	- -	0	-	-	- - - - -	- - -	- - -	0	-	- - -	- - -
COPLEY Steve	1994/95	1	1	1 1	52	-	52*	- 1 - - -	52 - -	- 1	21	47	1 7 8	- - -
COREY Mark	2001/02	3	30	31 3	883	31.5	73*	- 7 3 14 5 2	357 2 1	2 5	16	47	- 71 299	23 2 -
CORNELISSEN Jack	2015/16	1	13	10 1	299	33.2	88	- 3 - 4 1 2	299 - 1	- 3	13	55	9 33 60	6 2 1
COX Andrew	1980/81	2	12	12 4	109	13.6	37	- - 1 1 10 -	105 - -	- - -	5	37	1 10 43	5 2 1
COX Ian	2002/03	1	1	1 1	20	-	20*	- - - 1 -	20 - -	- 1	10	21	- 1 12	- - -
CRAIGIE Grant	1985/86	25	255	242 29	5154	24.2	109*	3 26 33 82 77 21	591 3 9	9 51	12	49	173 509 1262	134 41 26
CRAM Don	1983/84	12	107	110 12	1733	17.7	71	- 3 14 46 39 8	301 1 3	- 18	8	54	75 176 355	55 36 1
CRAWFORD Wes	2006/07	2	9	8 3	75	15.0	22*	- - - 4 2 2	58 - -	- 1	5	37	- 9 18	2 2 -
CROUCHER Simon	2008/09	1	1	- -	0	-	-	- - - - -	- - -	- - -	0	-	- - -	- - -
CRUICKSHANK Darre	1990/91	1	8	6 2	50	12.5	24*	- - - 2 3 1	50 - -	- 1	3	43	- 8 10	2 2 -
CURRAN John	1989/90	1	5	6 1	90	18.0	26*	- - - 5 1 -	90 - -	- 1	9	40	- 4 36	2 1 1
DADE Lewis	2011/12	1	1	1 1	4	-	4*	- - - 1 -	4 - -	- - -	2	80	- - 4	- - -
DALY Mick	1980/81	11	101	108 7	2411	23.9	133*	4 11 13 33 35 12	476 3 2	2 28	12	54	46 289 530	63 17 13
DAVIDSON Phil	1993/94	23	198	208 15	4048	21.0	93	- 21 29 72 64 22	450 4 5	6 41	11	49	61 460 818	123 43 14
DAVIS Glen	1986/87	1	2	2 -	17	8.5	15	- - - 1 1 -	17 - -	- 1	5	23	1 2 1	1 1 -
DAVY Bruce	1986/87	1	1	1 -	1	1.0	1	- - - 1 -	1 - -	- - -	1	33	- 1 -	- 1 -
DAWES Mark	1995/96	1	1	1 -	7	7.0	7	- - - 1 -	7 - -	- - -	4	41	- 1 1	- - 1
DAWSON Ben	2011/12	1	3	3 -	0	0.0	0	- - - - 3	- - -	- - -	0	-	- - -	2 1 -
DEANE Andrew	1983/84	6	63	62 5	1407	24.7	106	2 7 4 29 17 3	360 2 1	2 18	11	46	24 117 406	36 11 3
DEANE Josh	2011/12	2	12	12 1	63	5.7	27	- - - 3 5 4	59 - -	- - -	3	35	- 5 23	5 3 2
DENIET Josh	2003/04	11	94	79 20	1033	17.5	67*	- 2 9 25 32 11	229 - 1	- 7	6	50	21 113 194	32 16 5
DENIET Scott	2000/01	8	80	61 28	358	10.8	37	- - 1 14 41 5	82 - -	- 2	2	29	4 26 130	16 10 4
DENNIS Kevin	1979/80	3	24	26 -	405	15.6	54	- 1 4 8 12 1	186 - -	1 5	9	48	8 49 86	14 11 1
DESHPANDE Niranja	2014/15	1	4	1 -	0	0.0	0	- - - - 1	- - -	- - -	0	-	- - -	1 - -
DETHIERRY James	2010/11	1	1	1 -	2	2.0	2	- - - 1 -	2 - -	- - -	1	17	- - 2	- - -
DEY Cameron	1991/92	16	126	122 22	1349	13.5	56*	- 1 11 38 56 16	197 - -	- 14	6	45	7 164 343	48 40 5
DEY Richard	1993/94	21	194	188 27	3085	19.2	81	- 13 21 65 59 30	279 - 6	5 26	9	45	109 321 601	90 34 22
DINAN Mick	1999/00	6	19	18 2	297	18.6	75*	- 1 1 8 7 1	144 - -	1 1	8	40	3 24 85	10 5 1
DOHERTY Geoff	1998/99	1	5	1 -	21	21.0	21	- - - 1 -	21 - -	- - -	3	70	- 1 5	- 1 -
DOHERTY Jack	1988/89	3	21	21 4	434	25.5	60*	- 2 4 7 5 3	244 - 1	- 6	11	55	4 49 83	8 6 1
DONNELLAN Mick	1991/92	3	8	7 1	43	7.2	18	- - - 2 4 1	30 - -	- - -	2	48	1 4 10	5 1 -
DREW Corey	2014/15	1	1	- -	0	-	-	- - - - -	- - -	- - -	0	-	- - -	- - -
DUBSKY Matthew	1999/00	1	1	1 -	0	0.0	0	- - - - 1	- - -	- - -	0	-	- - -	- - -
DUGGIN Peter	1992/93	2	14	13 3	191	19.1	79	- 1 - 4 7 1	150 - -	- 3	10	43	5 10 52	8 1 1
DUNN Scott	2003/04	2	11	11 4	50	7.1	11*	- - - 2 7 2	34 - -	- - -	3	41	- 5 18	4 1 -
EASTHAM Dave	1999/00	1	2	1 1	1	-	1*	- - - 1 -	1 - -	- - -	0	50	- - 1	- - -
EASTHAM Graham	2000/01	1	2	3 2	36	36.0	20	- - - 2 1 -	36 - -	- - -	10	44	3 2 6	- 1 -
ECKERT Rob	1994/95	1	3	2 -	19	9.5	17	- - - 1 1 -	19 - -	- - -	3	33	- 2 7	1 - -
EDWARDS Rob	1982/83	28	259	267 24	6563	27.0	188	7 29 59 75 80 17	678 11 5	16 74	14	47	96 586 2034	141 76 6
EDWARDS Shaun	2004/05	4	27	21 2	53	2.8	13	- - - 1 16 4	30 - -	- - -	1	32	- 3 24	5 6 3
EGERT Eric	1989/90	4	21	20 7	145	11.2	40	- - 1 4 13 2	87 - -	- - -	3	36	2 17 41	7 5 1
EIME Barry	1980/81	1	9	8 1	73	10.4	18	- - - 4 3 1	73 - -	- - -	4	65	3 6 23	2 5 -
EITZEN Paul	2004/05	1	1	1 -	0	0.0	0	- - - - 1	- - -	- - -	0	-	- - -	- 1 -
ELLIS Steve	1989/90	2	6	4 2	84	42.0	55*	- 1 - 1 2 -	55 - -	1 1	6	38	- 13 22	2 - -
EMERY Joe	1991/92	1	1	2 1	22	22.0	18	- - - 1 1 -	22 - -	- - -	10	76	- 4 6	- 1 -
EMERY Peter	1990/91	6	38	38 2	1143	31.8	155	2 3 10 13 8 2	544 1 1	5 5	14	66	88 101 149	24 8 -
EVERITT Gary	1985/86	1	1	1 -	26	26.0	26	- - - 1 -	26 - -	- 1	10	25	- 3 12	1 - -
FERGUSON Haimish	2013/14	3	35	34 3	826	26.6	83	- 6 5 11 9 3	338 2 -	2 7	13	54	3 112 183	21 7 2
FERGUSON Jason	2013/14	2	18	16 1	579	38.6	88	- 5 3 4 1 445	1 - -	- 8	17	59	22 66 140	8 6 -
FERGUSON Lachlan	2014/15	2	21	20 3	419	24.6	54	- 2 4 6 4 4	233 - 1	- 4	10	55	12 40 91	9 7 -
FERRITT Mick	2002/03	2	4	5 -	63	12.6	20	- - - 3 2 -	42 - -	- 2	8	22	- 3 31	3 1 -
FERRIS Shane	1998/99	1	6	3 1	25	12.5	11	- - - 2 1 -	25 - -	- - -	2	66	- 2 9	2 - -
FEUTRIL Dave	2002/03	1	1	- -	0	-	-	- - - - -	- - -	- - -	0	-	- - -	- - -
FIELD Brian	1983/84	2	7	5 -	9	1.8	8	- - - 2 3 9	- - -	- - -	1	50	- 1 3	3 1 -
FISHER Andrew	2007/08	2	4	6 -	12	2.0	6	- - - 4 2 11	- - -	- 1	22	- 2 2	4 - 1	-
FITZGERALD Ron	1989/90	1	1	1 -	24	24.0	24	- - - 1 -	24 - -	- - -	10	89	1 3 4	- 1 -
FLAMANK Paul	2008/09	7	55	39 5	445	13.1	80	- 2 1 11 21 4	199 - -	- 2	5	45	2 57 129	22 7 5
FLAMANK Brian	1997/98	1	1	1 -	4	4.0	4	- - - 1 -	4 - -	- - -	3	27	- - -	1 - -
FORDHAM Dave	1979/80	3	13	15 5	158	15.8	44	- - 1 5 7 2	152 - -	- - -	6	46	6 18 33	1 6 2
FORSTER Sean	2003/04	2	13	11 1	114	11.4	31*	- - 1 4 4 2	101 - -	- 2	5	50	- 10 27	2 8 -
FORSTER Tony	1984/85	14	153	138 27	2831	25.5	114	2 13 20 44 49 10	522 3 1	5 25	9	53	74 235 727	87 14 1
FRANKCOM John	1988/89	4	45	46 8	894	23.5	101*	1 3 7 14 16 5	287 - 2	1 10	11	48	4 77 217	26 4 1
FROST Justin	2005/06	5	45	39 7	236	7.4	29	- - - 8 24 7	118 - -	- 1	3	38	3 25 64	16 8 5
FULLER Paul	1991/92	17	127	127 11	1939	16.7	72	- 6 13 51 48 9	286 - 3	2 22	9	39	2 154 649	76 30 3
GARRICK Paul	1989/90	4	28	27 3	456	19.0	74*	- 2 2 10 8 5	181 - -	2 4	8	46	9 52 103	11 11 1
GAUCI Dave	2002/03	2	5	6 -	120	20.0	34	- - 3 1 2 -	90 - -	- - -	11	32	- 12 43	5 - 1
GEORGE Paul	2010/11	2	13	9 2	94	13.4	39*	- - 2 1 4 2	90 - -	- - -	5	45	1 12 24	4 2 1
GIBBIE Chris	2012/13	4	25	17 1	303	18.9	81	- 2 2 4 7 2	161 - -	- 3	6	53	6 40 50	9 4 2
GIBBIE Dom	1991/92	25	270	261 34	4594	20.2	140	2 15 35 97 92 20	413 2 6	9 49	10	40	27 493 1429	151 37 23
GIBBIE John	1991/92	9	93	92 13	2301	29.1	164*	4 10 15 26 30 7	400 4 2	7 23	12	51	70 238 577	45 23 3
GIBBIE Mick	1991/92	13	141	147 9	4169	30.2	119	3 19 36 45 30 14	608 8 4	13 45	16	49	73 428 1070	105 10 19
GILBERT Shane	2011/12	1	1	1 1	5	-	5*	- - - 1 -	5 - -	- - -	3	71	- 1 1	- - -
GLENVILLE Jim	1995/96	7	35	31 11	128	6.4	20	- - - 4 22 5	68 - -	- 1	2	33	2 13 36	5 10 5
GODMAN Eddie	2013/14	1	1	- -	0	-	-	- - - - -	- - -	- - -	0	-	- - -	- - -
GOLDSWORTHY Paul	1994/95	2	6	8 2	15	2.5	6	- - - 6 2	11 - -	- - -	1	28	- 1 7	3 3 -
GOODLET Ross	1979/80	3	13	11 1	35	3.5	21	- - - 1 4 6	25 - -	- - -	1	25	- 4 14	6 2 2
GORDON Richard	1981/82	1	8	9 2	79	11.3	32*	- - 1 2 4 2	79 - -	- 2	4	28	1 9 23	2 3 1
GOUGH Aaron	1999/00	1	5	3 -	9	3.0	5	- - - 3 -	9 - -	- - -	1	23	- - 5	- 2 -
GRAHAM Darren	2002/03	3	25	19 6	166	12.8	51	- 1 - 3 10 5	84 - -	- 3	4	34	1 21 44	7 6 -
GRAY Peter	1987/88	3	8	10 1	125	13.9	27	- - - 6 4 -	66 - -	- - -	8	46	3 11 29	7 2 -
GREEN Anthony	1997/98	13	104	87 16	1123	15.8	69*	- 4 4 32 35 12	216 - 1	1 11	6	42	10 142 269	47 19 1

	Player Name	Bowl Inn	Overs	Mdn	Runs	Wkt	Ave	Innings Best	Fig 5w 3w	SeasonAg Hi 25 15	How Out Ct Bo Lb St	Wk/ Inn	Ball/ Wkt	Run/ Over	% Tm	Fld Ct	W'Keeping Ct St Bye Gam
	CONROY Richard	-	-	-	-	-	-	-	-	-	-	0.0	0.0	0.0	0	1	- - - -
	COOMBE Craig	4	15	2	38	3	12.7	2/18	- -	3 - -	2 1 -	0.8	30.0	2.5	2	15	- - - -
	COOMBE Peter A	113	1209.3	145	4207	275	15.3	9/61	12 40	34 6 3	181 31 2 61	2.4	26.4	3.5	26	63	- - - -
	COOMBE Peter J	2	3	-	20	1	20.0	1/15	- -	1 - -	1 - -	0.5	18.0	6.7	1	3	- - - -
	COOPER Michael	-	-	-	-	-	-	-	-	-	-	0.0	0.0	0.0	0	-	- - - -
	COPLEY Steve	1	5	-	27	1	27.0	1/27	- -	1 - -	1 - -	1.0	30.0	5.4	17	-	- - - -
	COREY Mark	1	3	-	12	-	-	-	-	-	-	0.0	0.0	4.0	0	-	- 37 - 42 29
	CORNELISSEN Jack	16	113.2	38	241	28	8.6	5/6	1 4	28 1 -	6 19 3	1.8	24.3	2.1	19	14	- - - -
	COX Andrew	8	19.3	4	78	8	9.8	2/2	- -	6 - -	5 2 1	1.0	14.6	4.0	5	7	- - - -
	COX Ian	-	-	-	-	-	-	-	-	-	-	0.0	0.0	0.0	0	-	- - - -
	CRAIGIE Grant	153	1463.3	219	4960	229	21.7	7/34	8 23	27 2 7	130 70 27 2	1.5	38.3	3.4	10	88	- - - -
	CRAIG Don	3	8	1	29	1	29.0	1/11	- -	1 - -	1 - -	0.3	48.0	3.6	0	24	91 7 246 67
	CRAWFORD Wes	6	55	2	208	10	20.8	4/35	- 2	9 - -	6 4 -	1.7	33.0	3.8	14	1	- - - -
	CROUCHER Simon	1	6	2	23	2	11.5	2/23	- -	2 - -	2 - -	2.0	18.0	3.8	22	-	- - - -
	CRUICKSHANK Darre	9	64.2	12	208	6	34.7	3/49	- 1	6 - -	2 4 -	0.7	64.3	3.2	8	1	- - - -
	CURRAN John	5	37.4	7	147	6	24.5	3/17	- 1	6 - -	3 3 -	1.2	37.7	3.9	14	3	- - - -
	DADE Lewis	1	2	-	26	-	-	-	-	-	-	0.0	0.0	13.0	0	1	- - - -
	DALY Mick	18	46.5	6	198	10	19.8	4/10	- 1	5 - -	6 1 3	0.6	28.1	4.2	1	41	- - - -
	DAVIDSON Phil	56	229.2	25	1003	32	31.3	3/4	- 1	7 - -	24 2 4 2	0.6	43.0	4.4	2	87	- - - -
	DAVIS Glen	2	16	1	81	1	81.0	1/68	- -	1 - -	1 - -	0.5	96.0	5.1	7	1	- - - -
	DAVY Bruce	1	17	3	46	3	15.3	3/46	- 1	3 - -	3 - -	3.0	34.0	2.7	33	-	- - - -
	DAWES Mark	1	9	1	32	1	32.0	1/32	- -	1 - -	1 - -	1.0	54.0	3.6	33	1	- - - -
	DAWSON Ben	1	2	-	12	-	-	-	-	-	-	0.0	0.0	6.0	0	3	- - - -
	DEANE Andrew	63	628.1	124	1927	124	15.5	6/21	6 17	47 2 2	70 42 8	2.0	30.4	3.1	20	20	- - - -
	DEANE Josh	9	22.4	-	149	3	49.7	2/2	- -	2 - -	1 2 -	0.3	45.3	6.6	3	4	- - - -
	DENIET Josh	89	768.2	140	2716	90	30.2	6/16	1 9	16 - 1	52 23 14 1	1.0	51.2	3.5	12	28	- - - -
	DENIET Scott	91	1060.1	238	3342	171	19.5	5/35	2 28	30 2 5	121 42 8	1.9	37.2	3.2	23	35	- - - -
	DENNIS Kevin	2	2	1	8	2	4.0	1/0	- -	1 - -	2 - -	1.0	6.0	4.0	1	10	2 2 49 12
	DESHPANDE Niranja	4	32	4	114	4	28.5	3/26	- 1	4 - -	2 - 2	1.0					

BATting STATISTICS FOR WARRADALE CRICKET CLUB IN CAREER

Player Name	Debut	Yrs	Gam	Bat Inn NO	Runs	Ave	Innings Hi	Scores 100>50>30	>10	>0*	0	SeasonAgg Hi 300200	Pshps 10050	% Tm	% Cr	ScoreStrokes 6's 4's 1's	How Out Ct Bo Lb	
GREEN Paul	1995/96	1	2	2 -	9	4.5	5	- - -	2	-	-	9 - -	- - -	2	29	- 1 3	1 1 -	
GRINDROD Les	1999/00	2	7	7 1	24	4.0	7	- - -	6	1	23	- - -	- - -	2	31	- 1 12	1 4 -	
GULATI Sandeep	2014/15	2	9	5 2	11	3.7	5	- - -	5	-	7	- - -	- - -	1	41	- 1 7	- 2 -	
GUTSCHE Anton	1992/93	2	23	23 2	560	26.7	88*	- 3 7	5	5	3	296 - 2	2 4	15	48	11 43 138	15 1 2	
HALL John	1992/93	2	13	12 5	84	12.0	18	- - -	4	6	2	62 - -	1 -	3	28	4 8 20	2 3 -	
HALL Michael	1987/88	9	69	76 10	1401	21.2	140	1 4 12	28	26	5	337 1 1	1 13	10	45	9 178 346	47 14 2	
HALTON S	1985/86	1	1	- -	0	-	-	- - -	-	-	-	- - -	- - -	0	-	- - -	- - -	
HARGRAVES Craig	1993/94	2	14	14 -	275	19.6	44	- - 6	3	4	1	176 - -	1 3	10	39	- 35 84	8 4 -	
HARMAN Tyler	2000/01	1	1	1 1	2	-	2*	- - -	-	1	-	2 - -	- - -	2	50	- - 2	- - -	
HARPER Brent	2006/07	4	38	35 -	834	23.8	96	- 6 5	10	11	3	362 1 1	1 10	12	54	11 98 163	26 6 2	
HARRIS A	1990/91	1	4	3 -	5	1.7	4	- - -	2	1	5	- - -	- - -	1	13	- - 2	- 3 -	
HARRIS Glenn	2015/16	1	12	10 -	278	27.8	126	1 1 -	3	4	1	278 - 1	1 3	12	51	6 39 59	4 6 -	
HARRISON Graham	1988/89	7	61	59 6	1635	30.8	207	2 7 10	22	14	4	315 1 4	2 18	14	56	9 222 299	29 14 1	
HAY Adam	2005/06	1	1	1 -	2	2.0	2	- - -	-	1	-	2 - -	- - -	2	67	- - -	1 - -	
HAYES Daniel	1999/00	2	10	10 3	11	1.6	4	- - -	-	7	3	10 - -	- - -	1	38	- 1 7	3 2 -	
HEDGER John	1989/90	15	114	114 7	2359	22.0	107*	2 11 17	40	33	11	512 1 5	1 28	11	53	50 218 532	65 29 4	
HEDGER Nathan	2003/04	2	4	4 1	6	2.0	5*	- - -	-	2	2	6 - -	- - -	1	40	- 1 2	1 1 -	
HEDGER Phil	1989/90	8	42	38 11	349	12.9	49	- - 2	14	14	8	82 - -	- 2	4	47	16 34 67	12 7 1	
HEHIR Darren	2002/03	1	2	2 -	3	1.5	3	- - -	-	1	1	3 - -	- - -	1	11	- - 1	1 - 1	
HERBERTSON Dave	1993/94	5	7	2 1	16	16.0	16	- - -	-	1	-	16 - -	- - -	1	30	- 1 4	- 1 -	
HODGE Andrew	1979/80	26	233	242 38	6228	30.5	125*	6 33 37	81	63	22	757 6 8	15 65	14	48	104 750 1345	113 66 14	
HODGE David	1979/80	14	101	84 21	1286	20.4	76	- 8 6	26	37	7	394 1 -	3 20	6	36	10 109 525	31 20 5	
HODGE Matthew	2001/02	1	1	- -	0	-	-	- - -	-	-	-	- - -	- - -	0	-	- - -	- - -	
HOLST Bill	1982/83	10	77	76 3	1433	19.6	144	2 7 6	21	28	12	286 - 2	1 15	9	50	17 152 380	35 22 3	
HOPPENBROUWERS Ro	1994/95	1	3	3 -	109	36.3	63	- 1 1	-	1	-	109 - -	1 1	16	41	- 12 32	1 1 -	
HOUGH Damien	1994/95	1	1	1 -	0	0.0	0	- - -	-	-	-	1 - -	- - -	0	-	- - -	1 - -	
HUCKSTEPP Craig	1989/90	18	153	102 47	311	5.7	22	- - -	7	74	21	99 - -	- 1	3	1	26	1 28 114	28 22 2
HUGHES Adam	1989/90	1	6	6 -	57	9.5	16	- - -	3	3	-	57 - -	- - -	5	48	- 6 22	2 3 -	
HUGHES Peter	1985/86	31	354	354 26	7124	21.7	125	5 29 61	109	112	38	389 4 15	18 66	11	48	44 838 1741	195 87 22	
HUME Shane	2011/12	2	14	13 4	264	29.7	50	- 1 2	7	3	-	174 - -	- 3	12	42	- 22 83	4 3 2	
HUMENIUK Eddie	2003/04	1	3	2 1	1	1.0	1*	- - -	-	1	1	1 - -	- - -	0	20	- - 1	- - 1	
HUMPHRY Peter	1991/92	10	88	66 20	323	7.0	30*	- - 1	8	48	9	61 - -	- 1	2	31	- 25 115	22 16 -	
HUMPHREYS C	1985/86	1	1	- -	0	-	-	- - -	-	-	-	- - -	- - -	0	-	- - -	- - -	
HURCOMBE Peter	1979/80	4	37	15 6	74	8.2	33*	- - 1	1	9	4	52 - -	- 1	1	49	3 7 15	5 2 -	
HURE Arron	1986/87	1	1	1 -	3	3.0	3	- - -	-	1	-	3 - -	- - -	2	38	- - 1	1 - -	
HUTCHINSON Darren	2001/02	1	6	6 -	80	13.3	53	- 1 -	2	1	2	80 - -	- 1	6	52	3 11 7	5 1 -	
HUTCHINSON Wayne	2005/06	2	12	13 -	167	12.8	53	- 1 1	5	6	-	106 - -	1 -	8	43	1 22 33	7 2 3	
HUXTABLE Andrew	1990/91	20	175	166 15	2537	16.8	92	- 9 17	60	61	19	251 - 4	4 27	8	40	23 221 645	94 28 11	
IRELAND M	1994/95	1	1	- -	0	-	-	- - -	-	-	-	- - -	- - -	0	-	- - -	- - -	
ISLAM Robiul	2012/13	4	33	20 8	89	7.4	21	- - -	3	12	5	51 - -	- - -	2	49	2 11 13	6 2 4	
JAMES Matthew	1994/95	1	1	- -	0	-	-	- - -	-	-	-	- - -	- - -	0	-	- - -	- - -	
JAMES Michael	1994/95	1	1	1 -	0	0.0	0	- - -	-	1	-	- - -	- - -	0	-	- - -	- - -	
JANSSON P	2006/07	1	1	1 1	0	-	0*	- - -	-	1	-	- - -	- - -	0	-	- - -	- - -	
JEFFREY Jack	1998/99	3	25	24 2	405	18.4	54	- 1 4	9	10	-	177 - -	- 4	10	49	11 46 78	11 8 1	
JENNINGS Grant	1992/93	2	14	12 3	71	7.9	12	- - -	3	7	2	44 - -	- - -	2	35	- 5 37	3 4 1	
JENNINGS Leigh	1981/82	3	15	16 3	171	13.2	45	- - 2	3	9	2	109 - -	1 2	6	41	1 18 59	8 3 -	
JENNINGS Tony	1980/81	3	28	18 4	121	8.6	44	- - 1	2	12	3	72 - -	- 1	2	43	- 15 39	2 10 1	
JESSER Rob	1999/00	1	3	3 -	69	23.0	44	- - 1	1	1	-	69 - -	- 1	12	58	- 9 11	2 - -	
JEYNES Steve	2013/14	3	17	13 2	98	8.9	21	- - -	4	5	4	82 - -	- - -	3	45	1 12 22	9 1 -	
JOLLY Nayland	2013/14	1	2	2 -	72	36.0	46	- - 1	1	-	-	72 - -	- 22	69	4 8 7	2 - -		
JOLLY Rowen	2013/14	1	2	2 -	21	10.5	13	- - -	1	1	-	21 - -	- - -	7	40	- 4 5	1 1 -	
JOLLY Steven	1996/97	1	1	1 -	2	2.0	2	- - -	-	1	-	2 - -	- - -	1	13	- - 2	1 - -	
JONES David	2013/14	1	11	10 3	66	9.4	25	- - -	2	4	4	66 - -	- - -	4	56	5 5 10	3 4 -	
JORGENSEN Shane	2006/07	1	4	3 1	60	30.0	31	- - 1	1	1	-	60 - -	- 1	8	40	- 8 18	- 2 -	
JOYCE Steve	1979/80	6	42	33 8	449	18.0	66	- 2 4	7	15	5	222 - 1	2 5	6	43	7 52 129	13 6 4	
JURIC Ivan	2013/14	2	14	12 2	83	8.3	24	- - -	3	7	2	44 - -	- 1	3	44	3 7 22	5 3 1	
KANG Harmen	2009/10	1	1	1 -	3	3.0	3	- - -	-	1	-	3 - -	- - -	1	38	- - 1	1 - -	
KEEN Bruce	1982/83	2	12	10 3	22	3.1	8	- - -	-	6	4	16 - -	- 1	1	14	- - 15	1 3 2	
KELLY Steve	2006/07	1	1	1 1	8	-	8*	- - -	-	1	-	8 - -	- - -	4	35	- 1 4	- - -	
KENDALL Wayne	1990/91	1	1	1 1	18	-	18*	- - -	-	1	-	18 - -	- - -	6	64	- 2 4	- - -	
KING Cameron	2004/05	1	2	2 -	7	3.5	7	- - -	-	1	1	7 - -	- - -	3	24	- - 5	1 1 -	
KING Dave	1979/80	1	8	9 1	129	16.1	43*	- - 2	3	3	1	129 - -	- 2	9	51	5 14 25	6 2 -	
KING Russell	1999/00	2	20	21 1	589	29.5	82	- 4 3	8	6	-	412 1 -	1 7	14	43	13 54 133	15 4 1	
KNOWLES Matthew	1991/92	4	28	14 4	47	4.7	15	- - -	2	7	5	26 - -	- - -	1	29	- 3 13	5 4 -	
KRAGTON Matthew	1994/95	1	3	3 -	5	1.7	5	- - -	-	1	2	5 - -	- - -	1	12	- - 5	2 - 1	
KUHN Graeme	1981/82	1	1	1 -	0	0.0	0	- - -	-	1	-	- - -	- - -	0	-	- - -	1 - -	
KUSTERMANN Bernie	1988/89	4	23	19 7	88	7.3	19*	- - -	4	13	2	54 - -	- 1	2	34	- 11 25	7 4 -	
LAIRD Dean	1988/89	2	8	10 2	118	14.8	30	- - 1	5	3	1	75 - -	- - -	8	44	- 10 38	7 - -	
LAMSHED Kym	2013/14	1	7	5 -	158	31.6	73	- 1 2	-	1	1	158 - -	- 1	15	50	5 21 32	3 1 -	
LANDORF Aaron	1994/95	1	2	1 -	0	0.0	0	- - -	-	-	-	- - -	- - -	0	-	- - -	- - 1	
LANDORF Jason	1993/94	4	29	30 1	570	19.7	95	- 3 2	14	8	3	205 - 1	1 1	11	57	20 59 112	15 10 1	
LAWRENCE Pierre	1998/99	1	2	1 -	0	0.0	0	- - -	-	1	-	- - -	- - -	0	-	- - -	1 - -	
LIDDY Josh	2003/04	1	3	1 -	0	0.0	0	- - -	-	1	-	- - -	- - -	0	-	- - -	1 - -	
LIGHTFOOT Derek	2007/08	6	41	37 7	613	20.4	83*	- 3 3	14	13	4	326 1 -	1 7	9	39	4 65 176	24 3 2	
LINDHOLM Shaun	2005/06	1	4	3 2	2	2.0	2	- - -	-	3	-	2 - -	- - -	0	6	- - 2	1 - -	
LINDSAY Darryl	1993/94	2	2	2 -	0	0.0	0	- - -	-	2	-	- - -	- - -	0	-	- - -	1 1 -	
LIPSETT Wes	2009/10	7	69	65 2	2213	35.1	104*	2 16 13	18	14	2	433 6 -	11 15	19	48	22 246 490	47 13 2	
LITTON Dave	1997/98	2	20	19 1	285	15.8	44*	- - 5	4	9	1	260 - 1	- 3	8	56	4 29 43	14 4 -	
LITSTER Dave	1995/96	1	11	13 -	126	9.7	46	- - 1	3	8	1	126 - -	- 1	5	47	2 13 31	8 3 1	
LODER Warwick	2014/15	1	5	3 -	41	13.7	35	- - 1	-	2	-	41 - -	- - -	6	37	- 6 11	2 - 1	
LOGAN Derek	1984/85	1	7	3 -	12	4.0	12	- - -	-	1	2	12 - -	- - -	1	29	- 1 2	- 2 -	
LORD Adam	2003/04	1	8	8 1	214	30.6	107	1 1 -	2	2	2	214 - 1	1 3	16	56	6 33 30	4 3 -	
LOUGHEAD Paul	1991/92	10	54	58 11	780	16.6	88	- 1 5	22	26	4	228 - 1	1 11	8	32	4 65 341	22 14 3	
LOUKES Grae	1991/92	1	1	1 -	36	36.0	36	- - 1	-	-	-	36 - -	- 1	10	72	- 7 8	1 - -	
LOUNDER Graham																		

BOWLING & FIELDING STATISTICS FOR WARRADALE CRICKET CLUB IN CAREER

Player Name	Bowl Inn	Overs	Mdn	Runs	Wkt	Ave	Innings Best	Fig 5w 3w	Season Ag Hi 25 15	How Out Ct Bo Lb St	Wk/ Inn	Ball/ Wkt	Run/ Over	% Tm	Fld Ct	W'Keeping Ct St Bye Gam
GREEN Paul	-	-	-	-	-	-	-	-	-	-	0.0	0.0	0.0	0	2	- - - -
GRINDROD Les	-	-	-	-	-	-	-	-	-	-	0.0	0.0	0.0	0	2	- - - -
GULATI Sandeep	9	82	21	179	17	10.5	4/4	- 3	10 - -	2 9 6 -	1.9	28.9	2.2	22	2	- - - -
GUTSCHE Anton	1	2	-	15	1	15.0	1/15	- -	1 - -	1 - - -	1.0	12.0	7.5	1	8	- - - -
HALL John	12	120	21	511	17	30.1	4/47	- 2	10 - -	13 4 - -	1.4	42.4	4.3	15	1	- - - -
HALL Michael	38	281.5	43	984	52	18.9	5/23	3 5	21 - 1	29 21 2 -	1.4	32.5	3.5	8	21	- - - -
HALTON S	1	22	4	49	2	24.5	2/49	- -	2 - -	2 - - -	2.0	66.0	2.2	20	-	- - - -
HARGRAVES Craig	3	5	-	23	2	11.5	1/4	- -	2 - -	1 1 - -	0.7	15.0	4.6	2	8	- - - -
HARMAN Tyler	1	4.1	-	22	3	7.3	3/22	- 1	3 - -	2 1 - -	3.0	8.3	5.3	38	-	- - - -
HARPER Brent	40	311	62	909	64	14.2	5/12	2 9	31 1 2	35 19 9 1	1.6	29.2	2.9	18	13	- - - -
HARRIS A	-	-	-	-	-	-	-	-	-	-	0.0	0.0	0.0	0	-	- - - -
HARRIS Glenn	9	47.4	5	177	14	12.6	5/42	1 1	14 - -	10 4 - -	1.6	20.4	3.7	10	3	4 1 7 6
HARRISON Graham	12	55.4	9	174	10	17.4	4/33	- 1	5 - -	7 3 - -	0.8	33.4	3.1	2	25	- - - -
HAY Adam	1	0.1	-	6	-	-	-	-	-	-	0.0	0.0	36.0	0	1	- - - -
HAYES Daniel	-	-	-	-	-	-	-	-	-	-	0.0	0.0	0.0	0	-	- - - -
HEDGER John	4	5	-	38	-	-	-	-	-	-	0.0	0.0	7.6	0	49	- - - -
HEDGER Nathan	2	9.3	-	65	4	16.3	4/64	- 1	4 - -	1 2 1 -	2.0	14.3	6.8	9	1	- - - -
HEDGER Phil	39	304.2	46	1087	36	30.2	4/44	- 6	16 - 1	19 14 3 -	0.9	50.7	3.6	9	18	- - - -
HEHIR Darren	1	7	1	30	1	30.0	1/30	- -	1 - -	1 - - -	1.0	42.0	4.3	5	-	- - - -
HERBERTSON Dave	5	45	10	116	3	38.7	1/17	- -	2 - -	3 - - -	0.6	90.0	2.6	5	3	- - - -
HODGE Andrew	17	37.3	4	179	4	44.8	1/3	- -	2 - -	2 1 1 -	0.2	56.3	4.8	0	106	- - - -
HODGE David	71	521.1	110	1550	82	18.9	4/31	- 10	20 - 1	32 39 7 2	1.2	38.1	3.0	7	47	- - - -
HODGE Matthew	-	-	-	-	-	-	-	-	-	-	0.0	0.0	0.0	0	-	- - - -
HOLST Bill	11	34.4	6	130	3	43.3	2/19	- -	3 - -	3 - - -	0.3	69.3	3.8	0	20	1 - 3 1
HOPPENBROUWERS Ro	1	1	-	8	-	-	-	-	-	-	0.0	0.0	8.0	0	5	- - - -
HOUGH Damien	-	-	-	-	-	-	-	-	-	-	0.0	0.0	0.0	0	-	- - - -
HUCKSTEPP Craig	163	1361.2	280	3978	209	19.0	6/13	7 20	29 2 5	101 87 20 -	1.3	39.1	2.9	15	51	- - - -
HUGHES Adam	1	1	-	2	-	-	-	-	-	-	0.0	0.0	2.0	0	2	- - - -
HUGHES Peter	18	59.2	7	283	9	31.4	2/9	- -	2 - -	8 1 - -	0.5	39.6	4.8	0	179	- - - -
HUME Shane	4	15	-	56	4	14.0	2/23	- -	4 - -	3 - - 1	1.0	22.5	3.7	4	3	- - - -
HUMENIUK Eddie	4	17	2	43	6	7.2	4/7	- 1	6 - -	5 1 - -	1.5	17.0	2.5	17	-	- - - -
HUMPHREY Peter	93	911.2	153	3234	124	26.1	5/26	4 11	25 1 3	77 37 9 -	1.3	44.1	3.5	15	24	- - - -
HUMPHREYS C	-	-	-	-	-	-	-	-	-	-	0.0	0.0	0.0	0	1	- - - -
HURCOMBE Peter	56	599.1	172	1399	91	15.4	5/27	3 11	30 2 2	40 45 6 -	1.6	39.5	2.3	20	10	- - - -
HURE Arron	1	2	-	14	1	14.0	1/14	- -	1 - -	1 - - -	1.0	12.0	7.0	11	1	- - - -
HUTCHINSON Darren	3	16	-	76	1	76.0	1/5	- -	1 - -	1 - - -	0.3	96.0	4.8	2	1	- - - -
HUTCHINSON Wayne	-	-	-	-	-	-	-	-	-	-	0.0	0.0	0.0	0	4	- - - -
HUXTABLE Andrew	56	364	73	1211	63	19.2	6/6	1 8	16 - 1	31 27 5 -	1.1	34.7	3.3	4	45	123 28 287 96
IRELAND M	-	-	-	-	-	-	-	-	-	-	0.0	0.0	0.0	0	1	- - - -
ISLAM Robiul	36	417.1	107	1166	82	14.2	6/45	3 16	30 1 2	29 31 20 2	2.3	30.5	2.8	29	9	- - - -
JAMES Matthew	1	10	-	32	1	32.0	1/32	- -	1 - -	1 - - -	1.0	60.0	3.2	10	-	- - - -
JAMES Michael	1	16	2	62	4	15.5	4/62	- 1	4 - -	3 1 - -	4.0	24.0	3.9	40	2	- - - -
JANSSON P	-	-	-	-	-	-	-	-	-	-	0.0	0.0	0.0	0	-	- - - -
JEFFREY Jack	13	40.3	2	175	7	25.0	1/2	- -	4 - -	4 3 - -	0.5	34.7	4.3	4	8	- - - -
JENNINGS Grant	1	2	-	8	1	8.0	1/8	- -	1 - -	1 - - -	1.0	12.0	4.0	1	4	- - - -
JENNINGS Leigh	1	1	-	3	-	-	-	-	-	-	0.0	0.0	3.0	0	11	- - - -
JENNINGS Tony	40	352	76	1060	71	14.9	5/13	2 9	31 2 -	38 29 4 -	1.8	29.7	3.0	19	16	- - - -
JESSER Rob	2	23	1	109	6	18.2	4/59	- 1	6 - -	4 2 - -	3.0	23.0	4.7	22	2	- - - -
JEYNES Steve	16	148.1	31	506	21	24.1	5/29	1 1	11 - -	9 6 6 -	1.3	42.3	3.4	17	4	- - - -
JOLLY Nayland	2	11	1	37	1	37.0	1/22	- -	1 - -	1 - - -	0.5	66.0	3.4	8	-	- - - -
JOLLY Rowen	2	8	1	40	3	13.3	3/16	- 1	3 - -	1 2 - -	1.5	16.0	5.0	25	1	- - - -
JOLLY Steven	1	4	-	15	1	15.0	1/15	- -	1 - -	1 - - -	1.0	24.0	3.8	11	-	- - - -
JONES David	1	1	-	2	-	-	-	-	-	-	0.0	0.0	2.0	0	3	- - - -
JORGENSEN Shane	-	-	-	-	-	-	-	-	-	-	0.0	0.0	0.0	0	3	- - - -
JOYCE Steve	41	338	64	1005	54	18.6	5/15	2 4	34 1 -	21 28 5 -	1.3	37.6	3.0	11	12	- - - -
JURIC Ivan	10	65	4	284	17	16.7	4/24	- 4	17 - 1	14 2 1 -	1.7	22.9	4.4	14	2	- - - -
KANG Harmen	1	4	-	13	-	-	-	-	-	-	0.0	0.0	3.3	0	-	- - - -
KEEN Bruce	-	-	-	-	-	-	-	-	-	-	0.0	0.0	0.0	0	1	- - - -
KELLY Steve	-	-	-	-	-	-	-	-	-	-	0.0	0.0	0.0	0	-	- - - -
KENDALL Wayne	-	-	-	-	-	-	-	-	-	-	0.0	0.0	0.0	0	1	- - - -
KING Cameron	2	4	-	19	-	-	-	-	-	-	0.0	0.0	4.8	0	-	- - - -
KING Dave	14	161.1	72	285	33	8.6	6/29	2 5	33 1 -	15 14 3 -	2.4	29.3	1.8	29	3	- - - -
KING Russell	26	252.1	52	801	32	25.0	4/10	- 5	25 1 -	22 8 2 -	1.2	47.3	3.2	15	22	- - - -
KNOWLES Matthew	29	387.3	80	1287	53	24.3	5/33	2 6	19 - 3	38 12 2 1	1.8	43.9	3.3	22	9	- - - -
KRAGTON Matthew	3	9	2	42	-	-	-	-	-	-	0.0	0.0	4.7	0	1	- - - -
KUHN Graeme	-	-	-	-	-	-	-	-	-	-	0.0	0.0	0.0	0	-	- - - -
KUSTERMANN Bernie	25	231	46	649	28	23.2	6/7	1 -	17 - 1	19 8 1 -	1.1	49.5	2.8	13	6	- - - -
LAIRD Dean	3	14	-	54	1	54.0	1/19	- -	1 - -	- 1 - -	0.3	84.0	3.9	2	6	- - - -
LAMSHED Kym	-	-	-	-	-	-	-	-	-	-	0.0	0.0	0.0	0	2	- - - -
LANDORF Aaron	-	-	-	-	-	-	-	-	-	-	0.0	0.0	0.0	0	-	- - - -
LANDORF Jason	21	249.1	37	961	43	22.3	5/43	4 3	19 - 1	24 18 - -	2.0	34.8	3.9	19	26	- - - 1
LAWRENCE Pierre	-	-	-	-	-	-	-	-	-	-	0.0	0.0	0.0	0	-	- - - -
LIDDY Josh	-	-	-	-	-	-	-	-	-	-	0.0	0.0	0.0	0	1	- - - -
LIGHTFOOT Derek	21	122.4	8	535	32	16.7	4/25	- 6	19 - 1	20 6 2 4	1.5	23.0	4.4	9	12	- - - -
LINDHOLM Shaun	3	21	1	93	4	23.3	3/62	- 1	4 - -	3 1 - -	1.3	31.5	4.4	15	-	- - - -
LINDSAY Darryl	1	3	-	16	-	-	-	-	-	-	0.0	0.0	5.3	0	1	- - - -
LIPSETT Wes	5	12	1	96	1	96.0	1/11	- -	1 - -	1 - - -	0.2	72.0	8.0	0	18	35 3 19 20
LITTON Dave	23	303.1	64	856	50	17.1	7/55	3 6	26 1 1	30 18 2 -	2.2	36.4	2.8	26	9	- - - -
LITSTER Dave	5	34.5	6	128	10	12.8	7/55	1 -	10 - -	6 2 2 -	2.0	20.9	3.7	10	4	- - - -
LODER Warwick	2	7	1	29	1	29.0	1/8	- -	1 - -	1 - - -	0.5	42.0	4.1	2	3	- - - -
LOGAN Derek	10	69	9	202	14	14.4	4/21	- 2	14 - -	9 5 - -	1.4	29.6	2.9	15	4	- - - -
LORD Adam	3	17	4	64	4	16.0	4/29	- 1	4 - -	2 2 - -	1.3	25.5	3.8	6	2	- - - -
LOUGHEAD Paul	16	54.1	7	226	6	37.7	2/13	- -	2 - -	4 2 - -	0.4	54.2	4.2	1	20	10 - 52 8
LOUKES Grae	-	-	-	-	-	-	-	-	-	-	0.0	0.0	0.0	0	-	- - - -
LOUNDER Graham	2	23	3	90	2	45.0	1/34	- -	2 - -	- 2 - -	1.0	69.0	3.9	17	-	- - - -
LOY David	1	6	-	46	-	-	-	-	-	-	0.0	0.0	7.7	0	-	- - - -

BATTING STATISTICS FOR WARRADALE CRICKET CLUB IN CAREER

Player Name	Debut	Yrs	Gam	Bat			Ave	Innings							Scores		SeasonAgg		Pshps	%Tm	%Cr	ScoreStrokes			How Out		
				Inn	NO	Runs		Hi	100	>50	>30	>10	>0*	0	Hi	300200	6's	4's				1's	Ct	Bo	Lb		
LOY Tony	1995/96	3	24	21	2	430	22.6	73	-	2	6	5	6	2	210	-	1	-	6	9	46	4	57	85	10	5	3
LUONG Bang	1995/96	10	80	88	15	1112	15.2	87	-	4	3	30	38	13	255	-	2	2	11	8	39	6	108	327	42	19	5
LYNE Mick	1999/00	7	56	35	17	116	6.4	24*	-	-	-	4	23	8	41	-	-	-	-	1	28	1	11	35	7	5	5
MACK Dustin	2003/04	1	5	6	-	57	9.5	25	-	-	-	2	3	1	57	-	-	-	-	7	50	-	7	7	3	3	-
MADDERN Ashley	1995/96	5	37	38	5	400	12.1	53	-	1	3	11	16	7	133	-	-	2	6	47	1	34	131	18	11	1	-
MAHAR Jason	2011/12	1	2	1	-	1	1.0	1	-	-	-	1	-	1	-	-	-	-	1	6	-	-	-	1	1	-	-
MAHONEY David	2014/15	2	16	12	3	152	16.9	71*	-	1	-	4	5	2	105	-	-	1	1	6	42	2	13	53	4	4	1
MANETTA Phil	1979/80	1	2	3	1	196	98.0	97	-	2	-	1	-	-	196	-	-	3	56	66	11	20	38	2	-	-	-
MANOS George	1980/81	6	54	61	12	1132	23.1	61*	-	5	12	17	18	9	339	1	1	2	12	10	48	16	150	250	29	12	3
MANSOM Dave	2008/09	1	1	-	-	0	-	-	-	-	-	-	-	-	-	-	-	-	0	-	-	-	-	-	-	-	-
MARECHAL Phil	2004/05	2	21	20	-	175	8.8	48	-	-	2	4	10	4	113	-	-	-	1	6	36	-	9	59	18	1	1
MARKS Greg	2009/10	7	69	56	10	585	12.7	57*	-	1	6	10	26	13	153	-	-	3	5	46	3	67	174	23	17	5	-
MARSHALL Ashley	1996/97	20	227	206	32	2481	14.3	93	-	7	13	68	87	31	278	-	4	4	22	6	41	26	245	694	111	44	3
MARSHALL Nick	2003/04	1	1	1	-	14	14.0	14	-	-	-	1	-	-	14	-	-	-	8	39	-	1	4	1	-	-	-
MARTIN Anthony	2012/13	4	34	27	5	328	14.9	43*	-	-	4	7	14	2	148	-	-	1	1	5	36	1	37	92	14	3	2
MARTIN David	1998/99	3	7	7	1	11	1.8	10	-	-	-	1	2	4	10	-	-	-	-	1	30	-	2	3	2	4	-
MATTHEWS Jacob	2010/11	6	39	27	10	126	7.4	24	-	-	-	3	19	5	44	-	-	-	2	36	2	7	42	10	7	-	-
MAYFIELD Graham	1997/98	1	2	1	-	5	5.0	5	-	-	-	1	-	5	-	-	-	-	1	23	-	1	1	1	-	-	-
MAZURKE Danny	1980/81	12	78	70	15	917	16.7	78	-	3	3	28	30	6	338	1	-	1	3	6	64	50	73	180	28	19	-
MEDWELL Ted	1985/86	3	4	3	2	38	38.0	14*	-	-	-	3	-	-	28	-	-	-	1	5	38	1	4	14	-	-	-
MELLORS Greg	1999/00	5	29	30	6	881	36.7	127*	2	2	7	10	6	3	357	1	1	5	8	16	48	24	90	203	9	12	1
MILDREN Bryan	2013/14	3	29	20	12	131	16.4	15*	-	-	-	8	10	2	50	-	-	2	2	30	1	7	69	4	4	-	-
MILLARD Peter	1981/82	1	1	-	-	0	-	-	-	-	-	-	-	-	-	-	-	-	0	-	-	-	-	-	-	-	-
MILLER Luke	2000/01	4	4	3	-	23	7.7	20	-	-	-	1	1	1	20	-	-	-	6	33	-	2	9	1	2	-	-
MISQUITTA Brian	2005/06	2	7	5	1	3	0.8	2*	-	-	-	2	3	3	-	-	-	-	0	9	-	-	3	1	1	1	-
MITCHELL Rick	1990/91	4	32	33	1	999	31.2	146	2	5	5	11	7	3	365	3	-	2	10	15	67	45	93	140	24	7	-
MITSIOS Taz	2006/07	1	10	7	-	180	25.7	58	-	1	1	5	-	-	180	-	-	1	2	11	40	-	21	54	6	-	1
MOHAMMAD Imran	2013/14	1	3	1	-	1	1.0	1	-	-	-	-	1	-	1	-	-	-	0	10	-	-	1	1	-	-	-
MOHAMMAD Zane	2013/14	1	3	1	-	0	0.0	0	-	-	-	-	1	-	-	-	-	-	0	-	-	-	-	-	1	-	-
MONAGHAN Scott	2013/14	3	29	26	3	649	28.2	114	1	3	4	9	8	1	242	-	2	3	7	12	46	13	97	110	12	10	1
MONAHAN Damien	2009/10	1	1	1	-	31	31.0	31	-	-	1	-	-	-	31	-	-	-	13	79	3	2	5	1	-	-	-
MONAHAN Justin	2006/07	4	42	41	-	369	9.0	35	-	-	1	15	18	7	148	-	-	1	6	5	28	1	37	125	16	19	3
MONAHAN Peter	2008/09	2	13	12	3	26	2.9	7*	-	-	-	8	4	19	-	-	-	-	1	29	1	1	6	3	5	-	-
MONAHAN Phil	2005/06	11	116	118	3	2373	20.6	76	-	13	14	46	33	12	400	2	6	1	16	13	55	68	293	442	64	34	9
MOORE Greg	2014/15	1	1	-	-	0	-	-	-	-	-	-	-	-	-	-	-	-	0	-	-	-	-	-	-	-	-
MOORE Henry	2014/15	1	1	1	-	11	11.0	11	-	-	-	1	-	-	11	-	-	-	8	48	-	2	1	-	-	-	-
MOORE Jason	2011/12	4	30	22	2	197	9.9	43	-	-	2	5	10	5	84	-	-	2	4	32	2	20	62	9	7	4	-
MOORE Kayd	2014/15	1	1	-	-	0	-	-	-	-	-	-	-	-	-	-	-	-	0	-	-	-	-	-	-	-	-
MOORE Nick	2013/14	1	1	1	-	8	8.0	8	-	-	-	-	1	-	8	-	-	-	5	32	-	1	4	-	1	-	-
MORAN Damien	2005/06	1	6	5	-	31	6.2	16	-	-	-	2	2	1	31	-	-	-	4	49	1	2	9	2	2	1	-
MULDERS Bill	1995/96	1	1	1	1	1	-	1*	-	-	-	1	-	-	1	-	-	-	1	3	-	-	1	-	-	-	-
MULDOON Col	2004/05	1	6	7	2	83	16.6	63*	-	1	-	1	3	2	83	-	-	-	8	49	3	8	19	3	2	-	-
MURRAY Alex	2004/05	1	1	1	-	2	2.0	2	-	-	-	1	-	-	2	-	-	-	1	10	-	-	2	-	-	-	-
MYSTUIK Simon	2000/01	9	58	52	3	928	18.9	66	-	3	8	22	10	9	259	-	2	2	10	9	46	9	111	217	24	17	1
McCULLOUGH Mick	1991/92	4	36	37	2	671	19.2	69	-	4	6	8	16	3	217	-	2	4	7	9	35	3	68	248	18	11	1
McDONALD Andrew	1991/92	8	49	50	10	893	22.3	72*	-	3	12	13	17	5	184	-	-	1	12	10	45	5	85	230	27	6	4
McDONALD Gavin	2000/01	1	1	1	-	41	41.0	41	-	-	1	-	-	-	41	-	-	1	27	60	-	4	12	1	-	-	-
McDONALD Kym	1989/90	1	4	2	-	36	18.0	36	-	-	1	-	-	1	36	-	-	-	1	5	55	-	2	13	-	2	-
McDONALD M	1994/95	1	1	1	-	8	8.0	8	-	-	-	-	1	-	8	-	-	-	9	57	-	-	8	1	-	-	-
McDONNELL Luke	2005/06	3	13	11	-	74	6.7	32	-	-	1	1	7	2	56	-	-	-	4	50	-	11	18	4	7	-	-
McGORRAN Ian	1986/87	1	1	1	-	0	0.0	0	-	-	-	-	1	-	-	-	-	-	0	-	-	-	-	1	-	-	-
McGRATH Eoghan	2014/15	1	2	1	-	1	1.0	1	-	-	-	1	-	-	1	-	-	-	0	17	-	-	1	-	1	-	-
McLACHLAN Andrew	1981/82	2	13	17	3	277	19.8	78	-	2	-	8	5	2	229	-	1	1	3	9	38	2	35	74	6	4	4
McMAHON Danny	1994/95	1	5	6	-	115	19.2	44	-	-	2	1	3>														

BOWLING & FIELDING STATISTICS FOR WARRADALE CRICKET CLUB IN CAREER

Player Name	Bowl Inn	Overs	Mdn	Runs	Wkt	Ave	Innings Best	Fig 5w 3w	Season Ag Hi 25 15	How Out Ct Bo Lb St	Wk/ Inn	Ball/ Wkt	Run/ Over	% Tm	Fld Ct	W'Keeping Ct St Bye Gam
LOY Tony	19	171.3	41	466	35	13.3	6/44	1 5	17 - 2	17 17 1 -	1.8	29.4	2.7	14	13	- - - -
LUONG Bang	49	223.3	29	904	41	22.0	4/42	- 6	15 - 1	23 14 3 1	0.8	32.7	4.0	6	34	2 - 8 4
LYNE Mick	59	595.4	117	1998	100	20.0	6/10	3 13	30 1 2	63 33 4 -	1.7	35.7	3.4	20	9	- - - -
MACK Dustin	2	3	-	11	2	5.5	2/7	-	2 - -	2 - -	1.0	9.0	3.7	5	2	- - - -
MADDERN Ashley	13	62.3	6	220	9	24.4	3/26	- 2	7 - -	6 3 - -	0.7	41.7	3.5	3	24	8 - 23 5
MAHAR Jason	-	-	-	-	-	-	-	-	- - -	- - -	0.0	0.0	0.0	0	1	- - - -
MAHONEY David	1	1	-	15	-	-	-	-	- - -	- - -	0.0	0.0	15.0	0	2	- - 2 1
MANETTA Phil	-	-	-	-	-	-	-	-	- - -	- - -	0.0	0.0	0.0	0	-	- - - -
MANOS George	3	2.4	-	4	1	4.0	1/1	- -	1 - -	- 1 - -	0.3	16.0	1.5	0	3	77 21 337 46
MANSOM Dave	1	11	1	34	3	11.3	3/34	- 1	3 - -	2 1 - -	3.0	22.0	3.1	30	3	- - - -
MARECHAL Phil	-	-	-	-	-	-	-	-	- - -	- - -	0.0	0.0	0.0	0	1	18 - 29 15
MARKS Greg	29	208.3	40	729	25	29.2	4/42	- 3	8 - -	16 8 1 -	0.9	50.0	3.5	5	5	34 7 72 36
MARSHALL Ashley	224	1957	378	6912	394	17.5	7/77	8 60	29 6 11	245 102 41 6	1.8	29.8	3.5	21	98	- - 2 1
MARSHALL Nick	-	-	-	-	-	-	-	-	- - -	- - -	0.0	0.0	0.0	0	-	- - - -
MARTIN Anthony	24	115	12	429	12	35.8	2/2	- -	5 - -	1 8 3 -	0.5	57.5	3.7	4	8	1 - 2 1
MARTIN David	2	1.4	-	2	2	1.0	1/1	- -	1 - -	1 - 1 -	1.0	5.0	1.2	3	4	- - - -
MATTHEWS Jacob	40	383.5	69	1317	67	19.7	5/43	2 7	22 - 2	39 18 9 1	1.7	34.4	3.4	22	10	- - - -
MAYFIELD Graham	2	10	-	77	-	-	-	-	- - -	- - -	0.0	0.0	7.7	0	-	- - - -
MAZURKE Danny	89	1102	232	3220	180	17.9	7/34	11 16	42 3 3	120 49 3 -	2.0	36.7	2.9	23	16	- - - -
MEDWELL Ted	-	-	-	-	-	-	-	-	- - -	- - -	0.0	0.0	0.0	0	-	- - - -
MELLORS Greg	3	12	1	44	1	44.0	1/26	- -	1 - -	- 1 - -	0.3	72.0	3.7	0	21	- - - -
MILDREN Bryan	26	217.4	46	739	32	23.1	5/26	1 2	16 - 1	19 10 2 1	1.2	40.8	3.4	15	7	2 - 13 2
MILLARD Peter	-	-	-	-	-	-	-	-	- - -	- - -	0.0	0.0	0.0	0	2	- - - -
MILLER Luke	1	4	-	26	1	26.0	1/26	- -	1 - -	1 - -	1.0	24.0	6.5	3	3	- - - -
MISQUITTA Brian	5	24.4	2	126	11	26.0	1/9	- -	1 - -	1 - -	0.2	148.0	5.1	3	-	- - - -
MITCHELL Rick	32	293.4	69	776	37	21.0	5/13	1 3	12 - -	29 7 1 -	1.2	47.6	2.6	12	16	- - - -
MITSIOS Taz	3	11	-	43	1	43.0	1/9	- -	1 - -	1 - -	0.3	66.0	3.9	1	-	- - - -
MOHAMMAD Imran	1	11	-	51	-	-	-	-	- - -	- - -	0.0	0.0	4.6	0	1	- - - -
MOHAMMAD Zane	2	6.1	-	35	2	17.5	2/23	- -	2 - -	2 - -	1.0	18.5	5.7	14	-	- - - -
MONAGHAN Scott	26	192.1	42	626	33	19.0	4/37	- 4	15 - 1	17 11 5 -	1.3	34.9	3.3	14	10	- - - -
MONAHAN Damien	-	-	-	-	-	-	-	-	- - -	- - -	0.0	0.0	0.0	0	-	- - - -
MONAHAN Justin	-	-	-	-	-	-	-	-	- - -	- - -	0.0	0.0	0.0	0	10	3 2 17 4
MONAHAN Peter	4	13	2	70	2	35.0	2/10	- -	2 - -	1 1 - -	0.5	39.0	5.4	3	1	- - - -
MONAHAN Phil	24	82	13	368	11	33.5	3/35	- 1	5 - -	10 1 - -	0.5	44.7	4.5	1	23	3 - 14 4
MOORE Greg	1	10	4	16	2	8.0	2/16	- -	2 - -	1 1 - -	2.0	30.0	1.6	33	-	- - - -
MOORE Henry	1	4	-	37	-	-	-	-	- - -	- - -	0.0	0.0	9.3	0	-	- - - -
MOORE Jason	20	108.4	12	463	22	21.0	5/21	1 1	14 - -	10 9 3 -	1.1	29.6	4.3	9	10	- - - -
MOORE Kayd	-	-	-	-	-	-	-	-	- - -	- - -	0.0	0.0	0.0	0	-	- - - -
MOORE Nick	-	-	-	-	-	-	-	-	- - -	- - -	0.0	0.0	0.0	0	-	- - - -
MORAN Damien	5	41	7	150	6	25.0	2/34	- -	6 - -	1 4 1 -	1.2	41.0	3.7	14	5	- - - -
MULDERS Bill	-	-	-	-	-	-	-	-	- - -	- - -	0.0	0.0	0.0	0	-	- - - -
MULDOON Col	3	20	6	46	6	7.7	3/15	- 2	6 - -	4 1 1 -	2.0	20.0	2.3	15	2	- - - -
MURRAY Alex	-	-	-	-	-	-	-	-	- - -	- - -	0.0	0.0	0.0	0	-	- - 19 1
MYSTUIK Simon	44	398.5	77	1270	68	18.7	6/45	3 7	16 - 3	36 25 7 -	1.5	35.2	3.2	15	20	- - - -
McCULLOUGH Mick	1	1	-	5	-	-	-	-	- - -	- - -	0.0	0.0	5.0	0	24	- - - -
McDONALD Andrew	16	90.1	14	336	13	25.8	3/19	- 2	7 - -	6 6 1 -	0.8	41.6	3.7	3	12	- - - -
McDONALD Gavin	-	-	-	-	-	-	-	-	- - -	- - -	0.0	0.0	0.0	0	-	- - - -
McDONALD Kym	4	63.3	20	143	9	15.9	3/32	- 2	9 - -	5 4 - -	2.3	42.3	2.3	27	1	- - - -
McDONALD M	1	6	-	39	-	-	-	-	- - -	- - -	0.0	0.0	6.5	0	1	- - - -
McDONNELL Luke	9	71	9	359	14	25.6	3/22	- 1	8 - -	10 4 - -	1.6	30.4	5.1	15	9	- - - -
McGORRAN Ian	-	-	-	-	-	-	-	-	- - -	- - -	0.0	0.0	0.0	0	1	- - - -
McGRATH Eoghan	-	-	-	-	-	-	-	-	- - -	- - -	0.0	0.0	0.0	0	-	- - - -
McLACHLAN Andrew	10	45	12	165	7	23.6	3/43	- 1	7 - -	5 1 1 -	0.7	38.6	3.7	4	4	- - - -
McMAHON Danny	7	61	11	275	15	18.3	5/39	1 2	15 - 1	9 6 - -	2.1	24.4	4.5	28	3	- - - -
McMAHON Peter	1	4	-	26	-	-	-	-	- - -	- - -	0.0	0.0	6.5	0	-	- - - -
McNAMARA Trinity	71	742.1	135	2396	137	17.5	7/57	7 15	34 1 2	81 49 7 -	1.9	32.5	3.2	19	40	- - - -
McWILLIAM Paul	8	56	9	225	7	32.1	3/18	- 1	7 - -	5 1 - 1	0.9	48.0	4.0	10	7	- - - -
McWILLIAMS Steve	-	-	-	-	-	-	-	-	- - -	- - -	0.0	0.0	0.0	0	9	- - - -
NATT Ashley	1	4	1	22	-	-	-	-	- - -	- - -	0.0	0.0	5.5	0	-	- - - -
NEMES Nathan	2	11	-	61	-	-	-	-	- - -	- - -	0.0	0.0	5.5	0	2	- - - -
NIAZ Asim	6	21.2	1	110	4	27.5	1/12	- -	4 - -	- 3 1 -	0.7	32.0	5.2	4	2	- - - -
NICKOLAI Darren	-	-	-	-	-	-	-	-	- - -	- - -	0.0	0.0	0.0	0	2	2 - 1 1
NIELSON Rick	1	2	-	7	-	-	-	-	- - -	- - -	0.0	0.0	3.5	0	-	- - - -
NOBLE Bob	10	13	2	65	3	21.7	1/1	- -	1 - -	3 - -	0.3	26.0	5.0	0	29	53 15 112 45
NOBLE Brad	1	0.2	-	-	1	0.0	1/0	- -	1 - -	1 - -	1.0	2.0	0.0	1	2	- - - -
NOBLE Graham	10	61.3	9	244	13	18.8	6/47	1 -	13 - -	7 6 - -	1.3	28.4	4.0	16	2	- - - -
O'CONNELL Lachlan	12	58.2	7	257	5	51.4	2/19	- -	2 - -	3 2 - -	0.4	70.0	4.4	1	24	3 - 4 3
O'LEARY Matthew	-	-	-	-	-	-	-	-	- - -	- - -	0.0	0.0	0.0	0	1	- - - -
O'LEARY Patrick	-	-	-	-	-	-	-	-	- - -	- - -	0.0	0.0	0.0	0	-	- - - -
O'TOOLE Zach	1	15	3	52	2	26.0	2/52	- -	2 - -	1 - 1 -	2.0	45.0	3.5	15	-	- - - -
OAKES Matthew	1	8	1	35	1	35.0	1/35	- -	1 - -	1 - -	1.0	48.0	4.4	10	-	- - - -
OLIFFE John	13	134	29	478	20	23.9	4/31	- 2	10 - -	13 6 1 -	1.5	40.2	3.6	17	2	- - - -
OP'THOOG Matthew	-	-	-	-	-	-	-	-	- - -	- - -	0.0	0.0	0.0	0	-	- - - -
OWUOR Donald	1	4	-	30	2	15.0	2/30	- -	2 - -	2 - -	2.0	12.0	7.5	3	2	- - - -
PALMER Dave	39	130.1	25	478	23	20.8	4/12	- 1	6 - -	14 9 - -	0.6	34.0	3.7	1	96	- - - -
PALMER Edward	1	3	-	20	-	-	-	-	- - -	- - -	0.0	0.0	6.7	0	-	- - - -
PANSINI Angelo	36	291.3	41	976	57	17.1	7/7	3 6	26 1 1	24 22 10 1	1.6	30.7	3.3	19	11	3 - 8 6
PAPAGALLO Frank	66	794.2	176	2235	149	15.0	7/19	7 21	34 2 4	65 75 8 1	2.3	32.0	2.8	27	17	- - - -
PARHAM Oliver	2	5	1	29	-	-	-	-	- - -	- - -	0.0	0.0	5.8	0	-	- - - -
PARHAM Trevor	92	449	58	1748	93	18.8	5/11	2 10	18 - 2	56 23 4 10	1.0	29.0	3.9	3	121	3 - 22 4
PARKER John	10	91.1	16	306	16	19.1	4/25	- 2	16 - 1	11 2 3 -	1.6	34.2	3.4	16	3	- - - -
PARR Ashley	3	5	-	36	1	36.0	1/23	- -	1 - -	1 - -	0.3	30.0	7.2	1	21	- - - 1
PARR Matthew	-	-	-	-	-	-	-	-	- - -	- - -	0.0	0.0	0.0	0	2	- - - -
PATMORE Dave	54	418.3	92	1260	111	11.4	6/28	6 13	41 3 -	49 44 8 10	2.1	22.6	3.0	14	31	- - - -
PATMORE Tim	48	236.2	66	650	71	9.2	6/82	1 9	26 1 1	40 12 9 10	1.5	20.0	2.8	13	21	- - - -
PATTERSON Heath	11	64	8	290	8	36.3	3/23	- 1	7 - -	5 3 - -	0.7	48.0	4.5	8	-	- - - -

BATTING STATISTICS FOR WARRADALE CRICKET CLUB IN CAREER

Player Name	Debut	Yrs	Gam	Bat			Ave	Innings			Scores			SeasonAgg			Pshps	%Tm	%Cr	ScoreStrokes			How Out				
				Inn	NO	Runs		Hi	100>	50>	30	>10	>0*	0	Hi	300				200	100	50	6's	4's	1's	Ct	Bo
PEARCE Brad	1996/97	3	13	13	-	384	29.5	59	-	2	5	5	-	1	218	-	1	-	5	15	65	32	28	37	10	2	-
PEARCE Darren	1989/90	5	57	45	7	650	17.1	61*	-	4	6	6	20	9	218	-	1	3	5	7	42	7	69	180	21	9	3
PEARCE Mike	1988/89	3	30	18	10	130	16.3	36*	-	-	1	3	11	3	67	-	-	-	2	2	40	1	11	41	4	3	-
PEDLER Ray	1994/95	1	1	1	-	1	1.0	1	-	-	-	-	1	-	1	-	-	-	-	1	17	-	-	1	1	-	-
PELGRAVE Greg	1980/81	2	13	12	2	198	19.8	56	-	1	1	6	3	1	193	-	-	-	1	8	44	4	25	58	4	2	4
PERRYMAN Gavin	1992/93	6	37	37	6	779	25.1	100	1	1	8	14	10	3	286	-	2	-	8	12	47	19	62	224	22	3	2
PICK Dennis	2000/01	1	1	-	-	0	-	-	-	-	-	-	-	-	-	-	-	-	-	0	-	-	-	-	-	-	-
PLATTEN Shaun	1983/84	1	3	2	2	0	-	0*	-	-	-	-	2	-	-	-	-	-	-	0	-	-	-	-	-	-	-
PLENDERLEITH Rob	1994/95	2	16	18	2	208	13.0	32	-	-	2	8	7	1	114	-	-	-	3	7	34	-	10	92	5	4	2
PRICE Nathan	2012/13	1	1	1	-	9	9.0	9	-	-	-	-	1	-	9	-	-	-	-	7	56	-	2	1	-	-	1
PRIEST Brett	2012/13	1	3	2	-	5	2.5	5	-	-	-	-	1	1	5	-	-	-	-	1	36	-	1	1	-	1	-
PUGH Ben	2006/07	5	44	49	5	699	15.9	76	-	2	4	19	14	10	241	-	2	1	3	9	62	31	79	116	21	20	1
QUINN Simon	1999/00	1	2	2	-	26	13.0	26	-	-	-	1	-	1	26	-	-	-	1	6	34	-	4	6	-	1	-
RANGER Brenton	1980/81	2	9	6	-	42	7.0	35	-	-	1	-	3	2	37	-	-	-	1	2	29	1	4	18	2	4	-
RANKINE Mark	1998/99	1	3	2	-	5	2.5	4	-	-	-	-	2	-	5	-	-	-	-	1	22	-	-	3	1	-	-
RAY Dave	2000/01	3	14	15	2	139	10.7	41	-	-	2	2	10	1	120	-	-	-	1	6	35	-	10	74	6	4	2
RAYMOND Peter	2004/05	2	11	11	2	75	8.3	35	-	-	1	2	5	3	75	-	-	-	1	5	35	-	8	17	4	4	1
REA Paul	2010/11	3	15	13	-	93	7.2	30	-	-	1	2	5	5	65	-	-	-	-	5	41	2	7	41	6	3	3
REDFERN Barry	2001/02	1	2	1	1	0	-	0*	-	-	-	-	1	-	-	-	-	-	-	0	-	-	-	-	-	-	-
REILLY S	2000/01	1	1	1	-	0	0.0	0	-	-	-	-	1	-	-	-	-	-	-	0	-	-	-	-	-	1	-
REVELL Glen	2010/11	5	30	19	7	161	13.4	31	-	-	1	5	11	2	65	-	-	-	1	3	36	-	19	57	10	1	-
RICHARDSON Dan	1998/99	1	7	6	-	172	28.7	74	-	1	1	2	1	1	172	-	-	1	1	12	61	7	18	25	2	2	1
RILEY Ian	1994/95	2	19	19	1	417	23.2	69	-	2	3	8	5	1	221	-	1	3	1	11	45	5	44	99	12	4	-
RIPPINGALE B	1985/86	1	1	1	-	53	53.0	53	-	1	-	-	-	-	53	-	-	-	1	21	62	4	3	7	1	-	-
ROBERT-SMITH Phil	1979/80	1	3	2	-	3	1.5	2	-	-	-	-	2	-	3	-	-	-	-	1	43	-	-	1	-	2	-
ROBERTS Neville	1980/81	2	2	1	-	1	1.0	1	-	-	-	-	1	-	1	-	-	-	-	0	14	-	-	1	-	1	-
ROSS Des	1987/88	1	5	5	1	50	12.5	19	-	-	-	2	3	-	50	-	-	-	-	5	43	-	6	14	2	2	-
ROUTLEDGE Steve	2007/08	4	31	30	5	654	26.2	105	1	4	1	10	11	3	279	-	1	-	6	13	51	11	65	159	17	8	-
ROWE Brenton	1996/97	17	156	167	19	1954	13.2	60	-	5	13	49	85	15	218	-	1	3	17	8	38	2	179	692	103	23	7
RUSBY Shane	1990/91	8	70	40	16	310	12.9	25	-	-	-	16	20	4	111	-	-	-	-	2	46	7	22	84	16	4	2
RUSSELL Nic	2008/09	8	52	46	7	1171	30.0	136*	1	4	12	12	13	4	290	-	3	1	17	13	51	24	131	276	23	7	6
RYAN Damien	2000/01	1	2	3	-	14	4.7	11	-	-	-	1	1	1	14	-	-	-	-	-	4	48	-	2	2	1	2
RYNNE Troy	2005/06	2	10	8	1	43	6.1	16	-	-	-	2	3	3	43	-	-	-	-	3	53	1	5	7	2	5	-
SAINI Shammi	2014/15	1	3	2	-	109	54.5	62	-	1	1	-	-	-	109	-	-	-	1	14	74	2	16	19	-	2	-
SANE Sunil	2004/05	1	4	3	-	23	7.7	21	-	-	-	1	1	1	23	-	-	-	-	3	35	1	-	5	3	-	-
SANTOS John	1989/90	1	11	8	4	67	16.8	35	-	-	1	1	6	-	67	-	-	-	3	3	25	-	5	35	3	1	-
SCHMIAUKE Marc	2015/16	1	7	6	-	248	41.3	88	-	2	2	1	1	-	248	-	1	2	1	17	48	3	36	43	4	1	1
SCHULTZ Kristian	1997/98	19	200	212	14	4092	20.7	100*	1	19	34	63	77	18	355	1 11	7	43	11	42	64	424	997	109	38	37	
SCOTT Anthony	1997/98	10	57	44	12	90	2.8	15	-	-	-	2	26	16	39	-	-	-	1	1	22	-	9	35	11	14	5
SCOTT Ron	1994/95	11	77	72	24	646	13.5	69*	-	1	4	19	37	11	151	-	-	-	4	5	47	8	68	160	20	16	4
SHAMRA Deepak	2013/14	1	1	-	-	0	-	-	-	-	-	-	-	-	-	-	-	-	-	0	-	-	-	-	-	-	-
SHARMA Vaneet	2014/15	1	1	-	-	0	-	-	-	-	-	-	-	-	-	-	-	-	-	0	-	-	-	-	-	-	-
SHAW Phil	1990/91	4	36	32	5	917	34.0	100*	1	5	7	11	5	3	346	1 2	2	10	12	48	18	116	208	22	3	-	-
SHEARER Duncan	2002/03	8	54	46	8	219	5.8	24	-	-	-	10	26	10	63	-	-	-	7	3	14	1	11	113	13	17	3
SHEARER L	2006/07	1	1	-	-	0	-	-	-	-	-	-	-	-	-	-	-	-	-	0	-	-	-	-	-	-	-
SHEEHAN Mike	1979/80	9	37	36	5	426	13.7	58*	-	1	3	10	17	5	188	-	-	-	3	6	54	4	63	116	16	14	-
SHEPHERD Tristan	2013/14	1	1	1	-	0	0.0	0	-	-	-	-	1	-	-	-	-	-	-	0	-	-	-	-	-	1	-
SHIPP Andrew	1984/85	4	29	27	5	633	28.8	115*	1	2	4	10	6	4	327	1 -	3	4	11	47	3	67	175	10	5	3	-
SIDON Brendon	2000/01	13	109	88	26	786	12.7	61	-	1	3	25	49	10	140	-	-	1	4	4	47	9	69	199	30	20	1
SIDON Richard	2002/03	3	27	25	4	411	19.6	69*	-	2	2	9	10	2	242	-	1	-	2	8	61	16	45	70	11	2	5
SIMPSON Andrew	2003/04	1	4	2	1	1	1.0	1*	-	-	-	-	1	1	1	-	-	-	-	0	3	-	-	1	1	-	-
SIMPSON Lance	2002/03	3	15	8	5	5	1.7	2*	-	-	-	-	6	2	4	-	-	-	-	0	14	-	-	5	-	2	1
SINCLAIR Bob	1979/80	8	57	31	10	126	6.0	14*	-	-	-	8	15	8	29	-	-	-	-	1	33	2	16	36	7	9	-
SINGH Kunwar	2014/15	1	3	2	1	54	54.0	39*	-	-	1	1	-	-	54	-	-	-	-	7							

BOWLING & FIELDING STATISTICS FOR WARRADALE CRICKET CLUB IN CAREER

Player Name	Bowl Inn	Overs	Mdn	Runs	Wkt	Ave	Innings Best	Fig 5w 3w	SeasonAg Hi 25 15	How Out Ct Bo Lb St	Wk/ Inn	Ball/ Wkt	Run/ Over	% Tm	Fld Ct	W'Keeping Ct St Bye Gam
PEARCE Brad	12	85.1	22	188	12	15.7	2/9	- -	8 - -	5 4 3 -	1.0	42.6	2.2	10	4	- - - -
PEARCE Darren	1	1	-	4	-	-	-	-	- - -	- - - -	0.0	0.0	4.0	0	1	78 13 118 57
PEARCE Mike	29	361.5	65	1085	52	20.9	7/67	1 7	18 - 3	34 17 1 -	1.8	41.8	3.0	20	11	- - - -
PEDLER Ray	-	-	-	-	-	-	-	-	- - -	- - - -	0.0	0.0	0.0	0	-	- - - -
PELGRAVE Greg	2	6	4	7	-	-	-	-	- - -	- - - -	0.0	0.0	1.2	0	2	- - - -
PERRYMAN Gavin	13	114	18	454	10	45.4	3/44	- 2	6 - -	7 3 - -	0.8	68.4	4.0	3	6	- - - -
PICK Dennis	-	-	-	-	-	-	-	-	- - -	- - - -	0.0	0.0	0.0	0	-	- - - -
PLATTEN Shaun	-	-	-	-	-	-	-	-	- - -	- - - -	0.0	0.0	0.0	0	-	- - - -
PLENDERLEITH Rob	-	-	-	-	-	-	-	-	- - -	- - - -	0.0	0.0	0.0	0	4	1 - - -
PRICE Nathan	-	-	-	-	-	-	-	-	- - -	- - - -	0.0	0.0	0.0	0	-	- - - -
PRIEST Brett	1	2	-	17	-	-	-	-	- - -	- - - -	0.0	0.0	8.5	0	1	- - - -
PUGH Ben	29	139.2	5	706	26	27.2	3/13	- 2	10 - -	17 8 1 -	0.9	32.2	5.1	7	19	1 - 6 3
QUINN Simon	-	-	-	-	-	-	-	-	- - -	- - - -	0.0	0.0	0.0	0	-	2 2 8 2
RANGER Brenton	12	158.5	50	318	30	10.6	6/34	1 5	16 - 1	11 15 4 -	2.5	31.8	2.0	25	3	- - - -
RANKINE Mark	-	-	-	-	-	-	-	-	- - -	- - - -	0.0	0.0	0.0	0	-	- - - -
RAY Dave	5	17	1	66	4	16.5	2/16	- -	3 - -	1 3 - -	0.8	25.5	3.9	3	6	- - - -
RAYMOND Peter	1	1	-	7	-	-	-	-	- - -	- - - -	0.0	0.0	7.0	0	1	- - - -
REA Paul	2	5	-	34	-	-	-	-	- - -	- - - -	0.0	0.0	6.8	0	5	- 1 - 2
REDFERN Barry	-	-	-	-	-	-	-	-	- - -	- - - -	0.0	0.0	0.0	0	2	- - - -
REILLY S	-	-	-	-	-	-	-	-	- - -	- - - -	0.0	0.0	0.0	0	-	- - - -
REVELL Glen	2	6	-	38	-	-	-	-	- - -	- - - -	0.0	0.0	6.3	0	4	8 3 57 14
RICHARDSON Dan	4	22	4	90	1	90.0	1/20	- -	1 - -	1 - - -	0.3	132.0	4.1	2	2	- - - -
RILEY Ian	3	6	3	14	1	14.0	1/0	- -	1 - -	1 - - -	0.3	36.0	2.3	1	9	- - - -
RIPPINGALE B	-	-	-	-	-	-	-	-	- - -	- - - -	0.0	0.0	0.0	0	1	- - - -
ROBERT-SMITH Phil	3	13	2	39	1	39.0	1/14	- -	1 - -	1 - - -	0.3	78.0	3.0	3	-	- - - -
ROBERTS Neville	1	1	1	-	-	-	-	-	- - -	- - - -	0.0	0.0	0.0	0	1	- - - -
ROSS Des	5	41.3	5	198	9	22.0	5/29	1 -	9 - -	7 2 - -	1.8	27.7	4.8	24	3	- - - -
ROUTLEDGE Steve	7	48.3	9	181	6	30.2	3/13	- 1	5 - -	2 4 - -	0.9	48.5	3.7	2	11	- - - -
ROWE Brenton	54	291.1	37	1278	64	20.0	5/27	1 9	15 - 1	36 20 3 5	1.2	27.3	4.4	5	31	67 3 167 81
RUSBY Shane	72	806.4	213	1983	131	15.1	7/25	1 20	32 2 2	91 33 6 1	1.8	36.9	2.5	20	36	- - - -
RUSSELL Nic	40	285.4	48	975	38	25.7	4/23	- 3	14 - -	21 12 5 -	1.0	45.1	3.4	9	15	- - - -
RYAN Damien	-	-	-	-	-	-	-	-	- - -	- - - -	0.0	0.0	0.0	0	-	- - - -
RYNNE Troy	2	2	-	19	-	-	-	-	- - -	- - - -	0.0	0.0	9.5	0	-	- - - -
SAINI Shammi	2	12	2	38	-	-	-	-	- - -	- - - -	0.0	0.0	3.2	0	1	- - - -
SANE Sunil	3	18	1	89	2	44.5	2/13	- -	2 - -	- - - 2	0.7	54.0	4.9	6	1	- - - -
SANTOS John	10	81.4	4	336	17	19.8	3/15	- 3	17 - 1	11 1 - -	1.7	28.8	4.1	19	6	- - - -
SCHMIAUKE Marc	7	32	3	157	2	78.5	1/10	- -	2 - -	2 - - -	0.3	96.0	4.9	3	1	- - - -
SCHULTZ Kristian	66	388.1	55	1481	58	25.5	5/22	1 6	18 - 1	38 9 5 6	0.9	40.2	3.8	3	48	111 10 214 80
SCOTT Anthony	5	9	-	77	-	-	-	-	- - -	- - - -	0.0	0.0	8.6	0	16	- - - -
SCOTT Ron	81	844.1	183	2515	124	20.3	9/32	4 10	25 2 1	84 34 6 -	1.5	40.8	3.0	18	17	- - - -
SHAMRA Deepak	1	9	1	38	-	-	-	-	- - -	- - - -	0.0	0.0	4.2	0	-	- - - -
SHARMA Vaneet	-	-	-	-	-	-	-	-	- - -	- - - -	0.0	0.0	0.0	0	-	- - - -
SHAW Phil	5	12.5	2	45	3	15.0	2/0	- -	2 - -	2 1 - -	0.6	25.7	3.5	1	13	1 - 5 3
SHEARER Duncan	4	6.1	-	31	1	31.0	1/8	- -	1 - -	- - - 1	0.3	37.0	5.0	0	3	- - - -
SHEARER L	-	-	-	-	-	-	-	-	- - -	- - - -	0.0	0.0	0.0	0	-	- - - -
SHEEHAN Mike	11	43	11	153	6	25.5	1/0	- -	3 - -	4 1 1 -	0.5	43.0	3.6	1	9	- - - -
SHEPHERD Tristan	-	-	-	-	-	-	-	-	- - -	- - - -	0.0	0.0	0.0	0	-	- - - -
SHIPP Andrew	18	114.5	24	407	18	22.6	3/44	- 3	10 - -	8 8 1 -	1.0	38.3	3.5	6	7	- - - -
SIDON Brendon	107	1120.2	228	3426	155	22.1	7/28	3 17	23 - 4	73 54 28 -	1.4	43.4	3.1	16	32	- - - -
SIDON Richard	30	318.1	53	1067	33	32.3	4/40	- 4	16 - 1	15 15 3 -	1.1	57.8	3.4	13	6	- - - -
SIMPSON Andrew	1	1	-	16	-	-	-	-	- - -	- - - -	0.0	0.0	16.0	0	-	- - - -
SIMPSON Lance	10	47.4	1	324	7	46.3	3/75	- 1	5 - -	4 1 1 1	0.7	40.9	6.8	8	1	- - - -
SINCLAIR Bob	76	790.1	202	1999	156	12.8	7/24	7 22	50 2 2	83 56 17 -	2.1	30.4	2.5	23	14	- - - -
SINGH Kunwar	2	9	-	35	1	35.0	1/28	- -	1 - -	- - - 1	0.5	54.0	3.9	4	1	- - - -
SLEEP Robert	17	112.4	16	426	28	15.2	5/51	1 3	17 - 1	17 5 5 1	1.6	24.1	3.8	14	12	- - - -
SMITH Dave	18	239.2	29	886	39	22.7	5/46	2 5	25 1 -	22 10 3 4	2.2	36.8	3.7	26	7	- - - -
SMITH John	250	2103.1	376	7134	410	17.4	7/31	15 45	34 3 11	244 102 49 13	1.6	30.8	3.4	14	101	- - - -
SMITH Tim	8	25.3	3	84	2	42.0	2/5	- -	2 - -	2 - - -	0.3	76.5	3.3	1	-	12 3 88 18
SMITH Wayne	23	229	49	700	35	20.0	4/41	- 4	18 - 1	20 14 - -	1.5	39.3	3.1	18	3	- - - -
SPANTON Troy	11	56.4	7	269	4	67.3	1/12	- -	4 - -	1 2 - -	1.4	85.0	4.7	2	7	- - - -
SPURWAY Brett	-	-	-	-	-	-	-	-	- - -	- - - -	0.0	0.0	0.0	0	-	- - - -
STAUDE Craig	4	43	8	128	5	25.6	2/13	- -	5 - -	5 - - -	1.3	51.6	3.0	13	2	- - - -
STEER Peter	53	482.4	78	1709	85	20.1	7/14	4 8	39 1 -	54 26 5 -	1.6	34.1	3.5	14	21	- - - -
STEWART Malcolm	5	35	4	139	11	39.0	1/15	- -	1 - -	- - - 1	0.2	210.0	4.0	2	3	- - - -
STOKES Ben	2	12	1	48	4	12.0	3/19	- 1	4 - -	4 - - -	2.0	18.0	4.0	24	1	- - - -
SUKKE Shaun	1	3	1	6	-	-	-	-	- - -	- - - -	0.0	0.0	2.0	0	-	- - - -
SUTHERLAND Alan	3	42	3	152	4	38.0	2/39	- -	4 - -	2 2 - -	1.3	63.0	3.6	15	1	- - - -
SWANSON Andrew	-	-	-	-	-	-	-	-	- - -	- - - -	0.0	0.0	0.0	0	-	- - - -
SWIFT Andrew	39	201.4	21	924	28	33.0	3/23	- 2	10 - -	19 7 - 2	0.7	43.2	4.6	4	15	- - 11 1
TAO Nigel	4	5.3	-	22	1	22.0	1/5	- -	1 - -	1 - - -	0.3	33.0	4.0	2	1	- - - -
TAYLOR Corey	5	34.1	11	89	5	17.8	2/6	- -	5 - -	1 3 1 -	1.0	41.0	2.6	13	-	- - - -
TEE Dillon	1	1	-	9	-	-	-	-	- - -	- - - -	0.0	0.0	9.0	0	1	- - - -
TEMBY Paul	68	359.5	67	1239	59	21.0	6/22	1 7	12 - -	32 17 10 -	0.9	36.6	3.4	4	74	45 13 74 37
THARALDSEN Joshua	3	12	1	52	1	52.0	1/22	- -	1 - -	1 - - -	0.3	72.0	4.3	2	3	- - - -
THIELE Mark	1	1	-	11	-	-	-	-	- - -	- - - -	0.0	0.0	11.0	0	3	- - - -
THILLTHORPE Ben	-	-	-	-	-	-	-	-	- - -	- - - -	0.0	0.0	0.0	0	1	- - - -
THOMPSON Brett	5	30	2	145	2	72.5	1/27	- -	2 - -	1 1 - -	0.4	90.0	4.8	4	1	- - - -
THOMPSON Phil	1	1	-	3	1	3.0	1/3	- -	1 - -	- 1 - -	1.0	6.0	3.0	1	2	- - - -
THOMSON Peter	16	88.2	7	425	9	47.2	3/65	- 1	6 - -	7 2 - -	0.6	58.9	4.8	2	22	- - - -
THORNBORROW Wayne	5	55	11	160	7	22.9	4/51	- -	7 - -	5 2 - -	1.4	47.1	2.9	12	3	- - - -
TONKIN Andrew	125	1062.3	182	3824	158	24.2	5/28	3 17	23 - 4	91 54 13 -	1.3	40.3	3.6	14	36	- 2 29 9
TONKIN Braedon	70	409.4	38	1864	60	31.1	4/28	- 7	15 - 1	33 22 5 -	0.9	41.0	4.6	9	37	- - - -
TRAPPEL Ben	2	9	-	50	-	-	-	-	- - -	- - - -	0.0	0.0	5.6	0	2	- - - -
TRAPPETT Doug	7	82	11	322	16	20.1	7/49	1 2	16 - 1	11 5 - -	2.3	30.8	3.9	22	5	- - - -
TRINDER Clinton	12	74.3	4	355	17	20.9	5/78	1 4	14 - -	11 5 1 -	1.4	26.3	4.8	8	11	- - - -
TRUSCOTT Chad	31	294.5	57	944	56	16.9	5/46	2 5	25 1 1	36 17 3 -	1.8	31.6	3.2	20	5	- - - -

BATTING STATISTICS FOR WARRADALE CRICKET CLUB IN CAREER

Player Name	Debut	Yrs	Gam	Bat			Innings Scores							SeasonAgg		Pshps	% Tm	% Cr	ScoreStrokes			How Out					
				Inn	NO	Runs	Ave	Hi	100	>50	>30	>10	>0*	0	Hi	300200			6's	4's	1's	Ct	Bo	Lb			
TULL Darren	1989/90	1	1	1	-	18	18.0	18	-	-	-	1	-	-	18	-	-	9	50	-	2	6	-	-	-		
TUMES John	2001/02	1	3	4	-	77	19.3	67	-	1	-	-	2	1	77	-	1	11	45	2	4	15	1	3	-		
TYNSKI Simon	2015/16	1	6	4	-	82	20.5	55	-	1	-	1	2	-	82	-	-	7	52	1	11	21	1	3	-		
UPPAL Mohan	1981/82	4	16	10	3	58	8.3	16	-	-	-	2	8	-	25	-	-	2	27	-	4	29	3	1	-		
VANSTONE Lee	2005/06	1	4	2	-	0	0.0	0	-	-	-	-	2	-	-	-	-	0	-	-	-	-	1	1			
VINCENT Wayne	1998/99	3	13	13	3	163	16.3	32	-	-	1	8	3	1	149	-	-	8	51	5	14	32	4	2	2		
WAGNER Martin	1994/95	1	9	8	3	28	5.6	9	-	-	-	-	7	1	28	-	-	1	25	-	1	10	1	2	2		
WALL Darren	1994/95	3	4	4	-	112	28.0	53	-	1	1	1	1	-	60	-	-	16	70	2	17	14	1	1	2		
WATSON Chris	1993/94	5	28	31	6	427	17.1	42	-	-	4	14	7	6	177	-	-	4	8	45	17	42	90	16	8	1	
WATTERS Jason	2000/01	1	8	10	3	256	36.6	78*	-	1	4	1	4	-	256	-	1	1	2	16	54	9	25	64	4	3	-
WEBLEY Troy	2006/07	4	29	22	5	282	16.6	95*	-	1	1	6	8	6	158	-	-	2	2	5	45	5	30	73	9	7	-
WEEKLY D	1980/81	1	1	-	-	0	-	-	-	-	-	-	-	-	-	-	-	0	-	-	-	-	-	-	-		
WEEKS Steve	1995/96	2	13	14	1	197	15.2	45	-	-	2	4	7	1	196	-	-	1	8	39	5	18	60	10	2	1	
WELCH Gary	1994/95	1	3	3	1	1	0.5	1	-	-	-	-	2	1	1	-	-	0	8	-	-	-	1	1	1		
WILKIN Anthony	1991/92	25	275	196	48	1655	11.2	53*	-	1	5	60	103	27	144	-	-	8	3	43	14	137	534	94	33	8	
WILKINS Graham	1997/98	4	21	20	9	23	2.1	5*	-	-	-	-	14	6	9	-	-	-	1	21	-	1	12	2	7	1	
WILLCOX Steve	1989/90	19	132	122	16	1861	17.6	70	-	7	14	43	49	9	248	-	3	1	9	8	62	111	176	260	50	48	1
WILLIAMS Jarrod	2008/09	6	22	22	2	154	7.7	34	-	-	1	5	12	4	63	-	-	-	4	44	4	13	39	12	5	3	
WILLIAMS John	1984/85	16	153	146	24	3360	27.5	108*	2	15	24	60	37	8	381	5	4	7	44	11	45	69	245	918	74	27	6
WILLIAMS Mark	1988/89	16	163	166	14	3946	26.0	91	-	30	22	54	41	19	421	5	7	6	37	13	50	80	422	937	80	44	15
WILLIAMS Peter	1983/84	1	1	1	-	5	5.0	5	-	-	-	-	1	-	5	-	-	-	2	56	-	1	1	1	-	-	
WILLIAMS Rowan	2008/09	8	76	63	18	450	10.0	50*	-	1	1	12	37	12	92	-	-	1	-	4	48	9	50	83	29	7	4
WILLIAMS Scott	1983/84	23	187	131	50	673	8.3	45	-	-	1	24	77	29	63	-	-	2	2	35	9	52	212	32	33	3	
WILLIS Doug	1989/90	3	15	17	1	158	9.9	36	-	-	3	2	8	4	63	-	-	5	5	26	-	14	52	8	5	2	
WILLOUGHBY Dave	1995/96	1	3	3	1	14	7.0	14	-	-	-	1	1	1	14	-	-	-	2	42	-	2	2	-	1	1	
WILLOUGHBY Kate	1994/95	1	5	4	-	5	1.3	2	-	-	-	-	3	1	5	-	-	-	0	14	-	-	5	1	-	-	
WILLSHIRE Steve	1984/85	1	1	1	-	0	0.0	0	-	-	-	-	-	1	-	-	-	0	-	-	-	-	-	1	-	-	
WILSON Bernie	1992/93	1	4	4	1	112	37.3	69*	-	1	-	2	1	-	112	-	-	2	14	50	2	7	42	2	1	-	
WILSON Gary	2015/16	1	12	12	4	507	63.4	75*	-	6	2	2	1	1	507	1	-	6	22	59	31	52	65	5	3	-	
WILSON Jarrod	2001/02	7	35	30	9	190	9.0	22*	-	-	-	7	17	6	46	-	-	2	3	51	5	19	34	11	8	1	
WINTON Ben	2010/11	1	1	2	-	15	7.5	15	-	-	-	1	-	1	15	-	-	-	7	30	-	2	-	1	1	-	
WISMAN Troy	1997/98	8	38	40	4	461	12.8	46	-	-	4	13	16	7	165	-	-	5	7	45	6	44	107	17	15	2	
WOOD Craig	2007/08	3	14	14	2	210	17.5	60	-	2	1	2	7	2	144	-	-	2	9	45	5	25	44	7	3	2	
WOOD Shane	1993/94	5	38	38	6	448	14.0	67	-	2	1	10	20	5	157	-	-	1	4	6	38	2	42	135	20	7	2
WOODFIELD Andrew	1995/96	2	5	5	-	5	1.0	4	-	-	-	-	2	3	4	-	-	-	0	28	-	-	3	3	1	-	
WOODS Daniel	2015/16	1	8	10	2	181	22.6	78*	-	1	-	5	3	1	181	-	-	1	11	43	-	25	35	8	-	-	
YEO Brent	1999/00	1	3	2	-	8	4.0	8	-	-	-	-	1	1	8	-	-	-	2	40	-	1	-	2	-	-	
YOUNG Peter	1989/90	8	64	59	12	902	19.2	123*	2	1	6	17	20	13	249	-	3	2	10	7	45	23	96	188	21	19	3

NOTE: '% Tm' is percentage of total team runs scored by batsman, '% Cr' is percentage of runs scored by batsman while at crease

BOWLING & FIELDING STATISTICS FOR WARRADALE CRICKET CLUB IN CAREER

Player Name	Bowl Inn	Overs	Mdn	Runs	Wkt	Ave	Innings Best	Fig 5w 3w	SeasonAg Hi 25 15	How Out Ct Bo Lb St	Wk/ Inn	Ball/ Wkt	Run/ Over	% Tm	Fld Ct	W'Keeping Ct St Bye Gam
TULL Darren	-	-	-	-	-	-	-	-	-	-	0.0	0.0	0.0	0	-	-
TUMES John	4	30	7	109	5	21.8	2/24	-	5	1 1	1.3	36.0	3.6	15	1	-
TYNSKI Simon	1	4	-	14	-	-	-	-	-	-	0.0	0.0	3.5	0	1	-
UPPAL Mohan	1	1	-	5	1	5.0	1/5	-	1	-	1.0	6.0	5.0	1	1	-
VANSTONE Lee	-	-	-	-	-	-	-	-	-	-	0.0	0.0	0.0	0	-	-
VINCENT Wayne	10	74.5	16	242	8	30.3	4/34	- 1	7	-	0.8	56.1	3.2	7	8	-
WAGNER Martin	9	57.2	4	317	9	35.2	3/71	- 2	9	-	1.0	38.2	5.5	10	5	-
WALL Darren	4	38	6	119	4	29.8	1/13	-	2	-	1.0	57.0	3.1	13	2	-
WATSON Chris	1	1	1	-	-	-	-	-	-	-	0.0	0.0	0.0	0	11	-
WATTERS Jason	2	4	1	16	-	-	-	-	-	-	0.0	0.0	4.0	0	5	-
WEBLEY Troy	18	152	13	660	24	27.5	7/91	1 1	9	-	1.3	38.0	4.3	10	12	-
WEEKLY D	-	-	-	-	-	-	-	-	-	-	0.0	0.0	0.0	0	-	-
WEEKS Steve	1	1	-	5	-	-	-	-	-	-	0.0	0.0	5.0	0	7	2 2 2 1
WELCH Gary	-	-	-	-	-	-	-	-	-	-	0.0	0.0	0.0	0	-	12 2
WILKIN Anthony	279	3472.4	894	9202	566	16.3	7/56	25 79	47 9 12	333 183 49 1	2.0	36.8	2.6	24	77	-
WILKINS Graham	-	-	-	-	-	-	-	-	-	-	0.0	0.0	0.0	0	6	-
WILCOX Steve	141	1379	252	4370	176	24.8	5/30	3 20	25 2 2	110 52 13	1.2	47.0	3.2	15	54	-
WILLIAMS Jarrod	12	54.3	3	281	9	31.2	3/27	- 1	6	-	0.8	36.3	5.2	5	9	-
WILLIAMS John	159	2075.1	501	5107	326	15.7	6/34	10 45	33 6 5	127 158 39	2.1	38.2	2.5	22	68	-
WILLIAMS Mark	9	30	2	132	5	26.4	2/14	-	2	-	0.6	36.0	4.4	0	53	-
WILLIAMS Peter	-	-	-	-	-	-	-	-	-	-	0.0	0.0	0.0	0	-	-
WILLIAMS Rowan	79	751.2	186	2335	117	20.0	5/34	5 14	25 1 3	78 24 13 2	1.5	38.5	3.1	20	33	-
WILLIAMS Scott	192	2124	464	6078	325	18.7	6/15	9 39	27 4 7	162 131 32	1.7	39.2	2.9	19	67	-
WILLIS Doug	4	13.2	-	55	3	18.3	1/3	-	3	-	0.8	26.7	4.1	2	3	-
WILLOUGHBY Dave	-	-	-	-	-	-	-	-	-	-	0.0	0.0	0.0	0	1	-
WILLOUGHBY Kate	-	-	-	-	-	-	-	-	-	-	0.0	0.0	0.0	0	-	-
WILLSHIRE Steve	-	-	-	-	-	-	-	-	-	-	0.0	0.0	0.0	0	-	-
WILSON Bernie	-	-	-	-	-	-	-	-	-	-	0.0	0.0	0.0	0	1	-
WILSON Gary	1	3	-	25	-	-	-	-	-	-	0.0	0.0	8.3	0	4	-
WILSON Jarrod	37	299.2	45	1133	28	40.5	3/16	- 1	15	- 1	0.8	64.1	3.8	10	11	-
WINTON Ben	-	-	-	-	-	-	-	-	-	-	0.0	0.0	0.0	0	-	-
WISMAN Troy	12	36.2	9	138	8	17.3	2/2	-	4	-	0.7	27.3	3.8	2	19	-
WOOD Craig	14	135.3	17	525	33	15.9	6/39	2 4	30 1	- 26 1 3 3	2.4	24.6	3.9	24	10	-
WOOD Shane	30	261.5	56	915	39	23.5	3/1	- 4	19	- 1	1.3	40.3	3.5	12	13	-
WOODFIELD Andrew	2	8	-	39	1	39.0	1/29	-	1	-	0.5	48.0	4.9	2	1	-
WOODS Daniel	4	16	-	77	-	-	-	-	-	-	0.0	0.0	4.8	0	2	-
YEO Brent	1	1	-	1	1	1.0	1/1	-	1	-	1.0	6.0	1.0	3	2	-
YOUNG Peter	56	291.3	48	922	67	13.8	4/4	- 6	22	- 1	1.2	26.1	3.2	11	34	2 - 23 6

NOTE: '% Tm' is percentage of total team wickets taken by bowler

MOST GAMES PLAYED IN CAREER

Rank	Player Name	Debut	Yrs	Gam	Grades				Won-lost	%Won	Captaincy	
					A	B	C	D			Games	%Won
1	HUGHES Peter	1985/86	31	354	87	221	34	12	183-157	54	-	-
2	PARHAM Trevor	1979/80	36	338	165	96	68	9	200-124	61	64	66
3	SMITH John	1980/81	35	315	3	134	155	23	169-135	55	37	70
4	BELL Geoff	1980/81	33	312	71	97	42	102	175-128	58	2	50
5	WILKIN Anthony	1991/92	25	275	92	113	49	21	148-113	56	25	60
6	GIBBIE Dom	1991/92	25	270	1	107	119	43	126-132	49	39	54
7	CONLEY Andrew	1988/89	28	261	168	20	68	5	140-108	56	104	62
8	EDWARDS Rob	1982/83	28	259	59	133	66	1	143-111	56	41	51
9	CRAIGIE Grant	1985/86	25	255	28	155	60	12	130-115	53	55	55
10	HODGE Andrew	1979/80	26	233	82	50	54	47	133- 94	58	69	57
11	MARSHALL Ashley	1996/97	20	227	51	84	53	39	103-110	48	25	22
12	SCHULTZ Kristian	1997/98	19	200	194	5	1		88-101	47	36	40
13	PALMER Dave	1995/96	20	199	46	117	18	18	105- 86	55	57	45
14	DAVIDSON Phil	1993/94	23	198	139	50	3	6	97- 92	51	32	41
15	DEY Richard	1993/94	21	194	79	91	15	9	104- 77	57	22	68
16	WILLIAMS Scott	1983/84	23	187	112	56	15	4	106- 74	59	-	-
17	CONROY Jason	1989/90	22	180	18	35	107	20	91- 84	52	55	37
18	BURNETT Bill	1980/81	20	177	172	2	3		127- 42	74	101	76
19	HUXTABLE Andrew	1990/91	20	175	76	34	63	2	100- 68	59	10	10
20	TEMBY Paul	2000/01	16	171	112	43	7	9	82- 79	51	3	67
21	BROWN David F	1994/95	20	168		9	102	57	81- 80	50	34	54
22	BROWN Andrew	1993/94	16	164			57	107	81- 76	52	-	-
23	WILLIAMS Mark	1988/89	16	163	107	54	2		96- 62	60	-	-
24	ROWE Brenton	1996/97	17	156	5	93	50	8	52- 99	35	-	-
25	FORSTER Tony	1984/85	14	153	149	4			103- 44	69	15	53
26	WILLIAMS John	1984/85	16	153	147	6			101- 45	68	31	56
27	HUCKSTEPP Craig	1989/90	18	153	20	61	52	20	87- 63	58	-	-
28	BROWNE Noel	1990/91	19	151	75	21	42	13	85- 58	59	-	-
29	TONKIN Andrew	2002/03	14	148	38	56	33	21	55- 85	40	43	31
30	GIBBIE Mick	1991/92	13	141	74	59		8	99- 37	72	38	62
31	BURNETT Tom	1979/80	14	134	96	30	6	2	88- 44	66	-	-
32	WILLCOX Steve	1989/90	19	132	1	29	63	39	65- 64	50	-	-
33	FULLER Paul	1991/92	17	127	10	113	3	1	69- 55	56	2	50
34	DEY Cameron	1991/92	16	126		9	57	60	68- 55	55	-	-
35	CONROY Brian	1981/82	13	122	13	75	8	26	83- 35	70	80	73
36	NOBLE Bob	1980/81	11	117	32	85			71- 42	62	-	-
37	MONAHAN Phil	2005/06	11	116	3	68	33	12	39- 67	38	36	46
38	HEDGER John	1989/90	15	114	89	13	2	10	71- 39	64	-	-
39	COOMBE Peter A	1982/83	14	110	90	11	3	6	72- 35	67	3	33
40	SIDON Brendon	2000/01	13	109	93	9	7		49- 53	48	-	-
41	CRAM Don	1983/84	12	107	5	54	17	31	64- 39	62	3	33
42	ALSOP Greg	1997/98	10	105	61	41	3		45- 57	44	45	38
43	GREEN Anthony	1997/98	13	104	2	18	59	25	45- 52	47	-	-
44	HODGE David	1979/80	14	101	31	44	12	14	74- 24	75	1	100
45	DALY Mick	1980/81	11	101	16	62	23		65- 33	66	30	65
46	BRAMMY Simon	1994/95	13	95	47	32	9	7	46- 46	50	-	-
47	DENIET Josh	2003/04	11	94	60	8	25	1	42- 46	48	1	100
48	GIBBIE John	1991/92	9	93		3	3	87	54- 37	59	10	25
49	TONKIN Braedon	2007/08	9	90	5	31	36	18	38- 44	47	-	-
50	HUMPHERY Peter	1991/92	10	88		1	46	41	52- 35	60	-	-
51	BROWN Mike	1985/86	11	85	1	31	46	7	55- 27	66	1	100
52	SWIFT Andrew	1999/00	14	82		18	29	35	29- 51	37	1	-
53	DENIET Scott	2000/01	8	80	60	13	2	5	33- 43	44	-	-
54	LUONG Bang	1995/96	10	80		8	24	48	32- 47	41	-	-
55	MAZURKE Danny	1980/81	12	78	7	36	35		48- 26	64	21	74
56	McNAMARA Trinity	1993/94	10	77	25	14	32	6	49- 25	66	-	-
57	HOLST Bill	1982/83	10	77	16	44	13	4	39- 35	53	-	-
58	SCOTT Ron	1994/95	11	77	4	24	41	8	34- 40	46	-	-
59	WILLIAMS Rowan	2008/09	8	76	64	11	1		31- 41	43	-	-
60	RUSBY Shane	1990/91	8	70	55	14		1	50- 18	73	-	-
61	HALL Michael	1987/88	9	69	1	36	22	10	38- 28	57	-	-
62	LIPSETT Wes	2009/10	7	69	68		1		36- 28	56	4	25
63	MARKS Greg	2009/10	7	69	13	39	14	3	26- 38	41	-	-
64	PATMORE Dave	1979/80	9	64	8	33	1	22	43- 20	68	23	76
65	YOUNG Peter	1989/90	8	64		19	18	27	33- 30	52	21	48
66	DEANE Andrew	1983/84	6	63	42	21			44- 16	72	-	-
67	STEER Peter	1982/83	8	62	28	27	6	1	33- 28	54	-	-
68	HARRISON Graham	1988/89	7	61	49	11		1	37- 23	61	2	-
69	BURTENSHAW Dave	1997/98	7	60	60				27- 31	47	31	50
70	MYSTUIK Simon	2000/01	9	58	12	9	31	6	26- 30	47	-	-
71	SINCLAIR Bob	1979/80	8	57	37	8		12	44- 11	79	-	-
72	PEARCE Darren	1989/90	5	57	3	41	13		31- 24	56	2	25
73	SCOTT Anthony	1997/98	10	57			11	46	28- 27	51	-	-
74	PAPAGALLO Frank	1980/81	7	56	50	6			36- 17	67	-	-
75	LYNE Mick	1999/00	7	56	12	27	4	13	26- 30	46	-	-

MOST RUNS MADE IN CAREER

Rank	Player Name	Debut	Yrs	Gam	Inn	NO	Runs	Ave	Innings	Scores	100	SeasonAgg	Pshps						
									Hi	100	50	30	0	Min	Hi	300	200	100	50
1	PARHAM Trevor	1979/80	36	338	330	26	7629	25.1	179*	9	35	47	29	55	398	6	14	18	72
2	CONLEY Andrew	1988/89	28	261	269	37	7461	32.2	163*	9	37	44	24	69	650	10	8	20	77
3	HUGHES Peter	1985/86	31	354	354	26	7124	21.7	125	5	29	61	38	40	389	4	15	18	66
4	EDWARDS Rob	1982/83	28	259	267	24	6563	27.0	188	7	29	59	17	54	678	11	5	16	74
5	HODGE Andrew	1979/80	26	233	242	38	6228	30.5	125*	6	33	37	22	42	757	6	8	15	65
6	CRAIGIE Grant	1985/86	25	255	242	29	5154	24.2	109*	3	26	33	21	19	591	3	9	9	51
7	BURNETT Bill	1980/81	20	177	169	27	5068	35.7	153	8	25	33	6	43	519	8	5	16	59
8	BELL Geoff	1980/81	33	312	272	66	4908	23.8	107	3	26	33	28	38	503	6	5	12	51
9	GIBBIE Dom	1991/92	25	270	261	34	4594	20.2	140	2	15	35	20	43	413	2	6	9	49
10	GIBBIE Mick	1991/92	13	141	147	9	4169	30.2	119	3	19	36	14	50	608	8	4	13	45
11	SMITH John	1980/81	35	315	288	88	4093	20.5	100*	1	17	26	25	42	406	2	6	7	52
12	SCHULTZ Kristian	1997/98	19	200	212	14	4092	20.7	100*	1	19	34	18	29	355	1	11	7	43
13	DAVIDSON Phil	1993/94	23	198	208	15	4048	21.0	93	-	21	29	22	19	450	4	5	6	41
14	CONROY Brian	1981/82	13	122	130	4	4033	32.0	156*	6	26	20	13	3	628	8	2	10	29
15	WILLIAMS Mark	1988/89	16	163	166	14	3946	26.0	91	-	30	22	19	29	421	5	7	6	37
16	PALMER Dave	1995/96	20	199	199	20	3489	19.5	140	2	17	18	29	28	367	3	5	3	39
17	WILLIAMS John	1984/85	16	153	146	24	3360	27.5	108*	2	15	24	8	32	381	5	4	7	44
18	TEMBY Paul	2000/01	16	171	165	14	3164	21.0	105	1	19	19	21	2	364	2	6	4	21
19	BURNETT Tom	1979/80	14	134	134	20	3147	27.6	100*	1	14	24	5	39	474	4	4	8	42
20	DEY Richard	1993/94	21	194	188	27	3085	19.2	81	-	13	21	30	15	279	-	6	5	26
21	FORSTER Tony	1984/85	14	153	138	27	2831	25.5	114	2	13	20	10	14	522	3	1	5	25
22	ALSOP Greg	1997/98	10	105	117	9	2807	26.0	118	4	11	18	11	12	667	2	5	8	26
23	HUXTABLE Andrew	1990/91	20	175	166	15	2537	16.8	92	-	9	17	19	14	251	-	4	4	27
24	MARSHALL Ashley	1996/97	20	227	206	32	2481	14.3	93	-	7	13	31	12	278	-	4	4	22
25	NOBLE Bob	1980/81	11	117	122	17	2478	23.6	92	-	13	17	7	10	493	3	2	8	22
26	DALY Mick	1980/81	11	101	108	7	2411	23.9	133*	4	11	13	12	9	476	3	2	2	28
27	MONAHAN Phil	2005/06	11	116	118	3	2373	20.6	76	-	13	14	12	12	400	2	6	1	16
28	HEDGER John	1989/90	15	114	114	7	2359	22.0	107*	2	11	17	11	12	512	1	5	1	28
29	GIBBIE John	1991/92	9	93	92	13	2301	29.1	164*	4	10	15	7	10	400	4	2	7	23
30	LIPSETT Wes	2009/10	7	69	65	2	2213	35.1	104*	2	16	13	2	21	433	6	-	11	15
31	TONKIN Andrew	2002/03	14	148	130	15	2081	18.1	121*	2	6	10	11	4	259	-	3	2	15
32	CONROY Jason	1989/90	22	180	171	11	2080	13.0	74	-	5	14	25	4	307	1	-	2	16
33	ROWE Brenton	1996/97	17	156	167	19	1954	13.2	60	-	5	13	15	13	218	-	1	3	17
34	FULLER Paul	1991/92	17	127	127	11	1939	16.7	72	-	6	13	9	20	286	-	3	2	22
35	WILLCOX Steve	1989/90	19	132	122	16	1861	17.6	70	-	7	14	9	-	248	-	3	1	9
36	O'CONNELL Lachlan	1999/00	11	47	49	1	1831	38.1	146	3	12	9	5	6	431	4	-	2	20
37	BROWN David F	1994/95	20	168	151	22	1829	14.2	89	-	4	14	20	9	216	-	2	1	20
38	McNAMARA Trinity	1993/94	10	77	77	8	1824	26.4	113	2	10	10	6	3	385	2	2	6	15
39	CRAM Don	1983/84	12	107	110	12	1733	17.7	71	-	3	14	8	-	301	1	3	-	18
40	WILKIN Anthony	1991/92	25	275	196	48	1655	11.2	53*	-	1	5	27	2	144	-	-	-	8
41	HARRISON Graham	1988/89	7	61	59	6	1635	30.8	207	2	7	10	4	5	315	1	4	2	18
42	COOMBE Peter A	1982/83	14	110	84	37	1605	34.1	80	-	7	16	4	5	306	1	2	2	19
43	HOLST Bill	1982/83	10	77	76	3	1433	19.6	144	2	7	6	12	4	286	-	2	1	15
44	SWIFT Andrew	1999/00	14	82	87	2	1417	16.7	109	1	6	9	15	8	327	1	2	1	19
45	DEANE Andrew	1983/84	6	63	62	5	1407	24.7	106	2	7	4	3	8	360	2	1	2	18
46	HALL Michael	1987/88	9	69	76	10	1401	21.2	140	1	4	12	5	9	337	1	1	1	13
47	DEY Cameron	1991/92	16	126	122	22	1349	13.5	56*	-	1	11	16	8	197	-	-	-	14
48	BROWNE Noel	1990/91	19	151	108	31	1333	17.3	98*	-	2	9	12	2	213	-	1	1	13
49	HODGE David	1979/80	14	101	84	21	1286	20.4	76	-	8	6	7	10	394	1	-	3	20
50	RUSSELL Nic	2008/09	8	52	46	7	1171	30.0	136*	1	4	12	4	7	290	-	3	1	17
51	EMERY Peter	1990/91	6	38	38	2	1143	31.8	155	2	3	10	2	1	544	1	1	5	5
52	MANOS George	1980/81	6	54	61	12	1132	23.1	61*	-	5	12	9	3	339	1	1	2	12
53	GREEN Anthony	1997/98	13	104	87	16	1123	15.8	69*	-	4	4	12	3	216	-	1	1	11
54	PANSINI Angelo	2013/14	3	36	31	5	1115	42.9	212*	2	5	3	1	2	531	2	-	2	6
55	LUONG Bang	1995/96	10	80	88	15	1112	15.2	87	-	4	3	13	6	255	-	2	2	11
56	BROWN Mike	1985/86	11	85	75	16	1043	17.7	85	-	3	8	6	2	257	-	3	1	8
57	DENIET Josh	2003/04	11	94	79	20	1033	17.5	67*	-	2	9	11	1	229	-	1	-	7
58	MITCHELL Rick	1990/91	4	32	33	1	999	31.2	146	2	5	5	3	2	365	3	-	2	10
59	STEER Peter	1982/83	8	62	55	11	989	22.5	58	-	3	12	6	6	376	1	-	1	17
60	BROWN Andrew	1993/94	16	164	138	18	964	8.0	45	-	-	3	27	-	97	-	-	-	5
61	MYSTUIK Simon	2000/01	9	58	52	3	928	18.9	66	-	3	8	9	5	259	-	2	2	10
62	SHAW Phil	1990/91	4	36	32	5	917	34.0	100*	1	5	7	3	4	346	1	2	2	10
63	MAZURKE Danny	1980/81	12	78	70	15	917	16.7	78	-	3	3	6	-	338	1	-	1	3
64	YOUNG Peter	1989/90	8	64	59	12	902	19.2	123*	2	1	6	13	3	249	-	3	2	10
65	FRANKCOM John	1988/89	4	45	46	8	894	23.5	101*	1	3	7	5	5	287	-	2	1	10
66	McDONALD Andrew	1991/92	8	49	50	10	893	22.3	72*	-	3	12	5	5	184	-	-	1	12
67	COREY Mark	2001/02	3	30	31	3	883	31.5	73*	-	7	3	2	10	357	2	1	2	5
68	MELLORS Greg	1999/00	5	29	30	6	881	36.7	127*	2	2	7	3	6	357	1	1	5	8
69	BRAMMY Simon	1994/95	13	95	80	21	837	14.2	68	-	2	8	13	-	204	-	1	-	3
70	HARPER Brent	2006/07	4	38	35	-	834												

BEST BATTING AVERAGE (MIN.500 RUNS) IN CAREER

Rank	Player Name	Debut	Yrs	Gam	Inn	NO	Runs	Ave
1	WILSON Gary	2015/16	1	12	12	4	507	63.4
2	PANSINI Angelo	2013/14	3	36	31	5	1115	42.9
3	FERGUSON Jason	2013/14	2	18	16	1	579	38.6
4	O'CONNELL Lachlan	1999/00	11	47	49	1	1831	38.1
5	MELLORS Greg	1999/00	5	29	30	6	881	36.7
6	BURNETT Bill	1980/81	20	177	169	27	5068	35.7
7	LIPSETT Wes	2009/10	7	69	65	2	2213	35.1
8	COOMBE Peter A	1982/83	14	110	84	37	1605	34.1
9	SHAW Phil	1990/91	4	36	32	5	917	34.0
10	CONLEY Andrew	1988/89	28	261	269	37	7461	32.2
11	CONROY Brian	1981/82	13	122	130	4	4033	32.0
12	EMERY Peter	1990/91	6	38	38	2	1143	31.8
13	COREY Mark	2001/02	3	30	31	3	883	31.5
14	MITCHELL Rick	1990/91	4	32	33	1	999	31.2
15	HARRISON Graham	1988/89	7	61	59	6	1635	30.8

MOST SEASONS SCORING 200+ RUNS IN CAREER

Rank	Player Name	Debut	Yrs	Gam	Best Season	Season Aggregates				total	% Seasons >200 runs
						400	300	250	200		
1	PARHAM Trevor	1979/80	36	338	398	-	6	6	8	20	55.6
2	HUGHES Peter	1985/86	31	354	389	-	4	10	5	19	61.3
3	CONLEY Andrew	1988/89	28	261	650	5	5	3	5	18	64.3
4	EDWARDS Rob	1982/83	28	259	678	4	7	1	4	16	57.1
5	HODGE Andrew	1979/80	26	233	757	3	3	6	2	14	53.8
6	BURNETT Bill	1980/81	20	177	519	4	4	1	4	13	65.0
7	GIBBIE Mick	1991/92	13	141	608	2	6	3	1	12	92.3
8	WILLIAMS Mark	1988/89	16	163	421	1	4	5	2	12	75.0
9	SCHULTZ Kristian	1997/98	19	200	355	-	1	5	6	12	63.2
10	CRAIGIE Grant	1985/86	25	255	591	1	2	2	7	12	48.0
11	BELL Geoff	1980/81	33	312	503	2	4	1	4	11	33.3
12	CONROY Brian	1981/82	13	122	628	3	5	1	1	10	76.9
13	WILLIAMS John	1984/85	16	153	381	-	5	2	2	9	56.3
14	DAVIDSON Phil	1993/94	23	198	450	1	3	1	4	9	39.1

MOST INNINGS OF 100 MINUTES OR LONGER IN CAREER

Rank	Player Name	Debut	Yrs	Gam	Longest Inn(min)	Inning Times in Min.			Total times	100+ Min % of Inn
						200+	150-199	100-149		
1	CONLEY Andrew	1988/89	28	261	305	7	23	39	69	25.7
2	PARHAM Trevor	1979/80	36	338	234	4	13	38	55	16.7
3	EDWARDS Rob	1982/83	28	259	249	7	5	42	54	20.2
4	GIBBIE Mick	1991/92	13	141	274	5	12	33	50	34.0
5	BURNETT Bill	1980/81	20	177	285	6	16	21	43	25.4
6	GIBBIE Dom	1991/92	25	270	227	1	8	34	43	16.5
7	HODGE Andrew	1979/80	26	233	188	-	7	35	42	17.4
8	SMITH John	1980/81	35	315	271	6	10	26	42	14.6
9	HUGHES Peter	1985/86	31	354	243	1	5	34	40	11.3
10	BURNETT Tom	1979/80	14	134	212	2	15	22	39	29.1
11	BELL Geoff	1980/81	33	312	245	3	12	23	38	14.0
12	WILLIAMS John	1984/85	16	153	204	1	3	28	32	21.9
13	WILLIAMS Mark	1988/89	16	163	195	-	6	23	29	17.5
14	SCHULTZ Kristian	1997/98	19	200	186	-	7	22	29	13.7
15	PALMER Dave	1995/96	20	199	238	5	2	21	28	14.1
16	LIPSETT Wes	2009/10	7	69	189	-	7	14	21	32.3
17	FULLER Paul	1991/92	17	127	226	2	4	14	20	15.7
18	DAVIDSON Phil	1993/94	23	198	189	-	4	15	19	9.1
19	CRAIGIE Grant	1985/86	25	255	180	-	4	15	19	7.9
20	DEY Richard	1993/94	21	194	149	-	-	15	15	8.0
21	FORSTER Tony	1984/85	14	153	269	1	3	10	14	10.1
22	HUXTABLE Andrew	1990/91	20	175	166	-	3	11	14	8.4
23	ROWE Brenton	1996/97	17	156	210	1	2	10	13	7.8
24	HEDGER John	1989/90	15	114	215	2	-	10	12	10.5
25	ALSOP Greg	1997/98	10	105	200	1	3	8	12	10.3
26	MONAHAN Phil	2005/06	11	116	127	-	-	12	12	10.2
27	MARSHALL Ashley	1996/97	20	227	203	1	2	9	12	5.8
28	COREY Mark	2001/02	3	30	179	-	4	6	10	32.3
29	LOUGHEAD Paul	1991/92	10	54	210	1	-	9	10	17.2
30	HODGE David	1979/80	14	101	254	1	2	7	10	11.9
31	GIBBIE John	1991/92	9	93	190	-	2	8	10	10.9
32	NOBLE Bob	1980/81	11	117	160	-	1	9	10	8.2
33	HALL Michael	1987/88	9	69	250	2	2	5	9	11.8
34	DALY Mick	1980/81	11	101	188	-	3	6	9	8.3
35	BROWN David F	1994/95	20	168	155	-	1	8	9	6.0

MOST SCORES OVER 30 IN CAREER

Rank	Player Name	Debut	Yrs	Gam	No. of Scores over 30			Tot 30+	Percent times scored			
					100+	50-99	30-49		50+	30-49	10-29	0-9
1	EDWARDS Rob	1982/83	28	259	7	29	59	95	13	22	28	36
2	HUGHES Peter	1985/86	31	354	5	29	61	95	10	17	31	42
3	PARHAM Trevor	1979/80	36	338	9	35	47	91	13	14	37	35
4	CONLEY Andrew	1988/89	28	261	9	37	44	90	17	16	38	29
5	HODGE Andrew	1979/80	26	233	6	33	37	76	16	15	33	35
6	BURNETT Bill	1980/81	20	177	8	25	33	66	20	20	31	30
7	CRAIGIE Grant	1985/86	25	255	3	26	33	62	12	14	34	40
8	BELL Geoff	1980/81	33	312	3	26	33	62	11	12	28	49
9	GIBBIE Mick	1991/92	13	141	3	19	36	58	15	24	31	30
10	SCHULTZ Kristian	1997/98	19	200	1	19	34	54	9	16	30	45
11	CONROY Brian	1981/82	13	122	6	26	20	52	25	15	29	31
12	WILLIAMS Mark	1988/89	16	163	-	30	22	52	18	13	33	36
13	GIBBIE Dom	1991/92	25	270	2	15	35	52	7	13	37	43
14	DAVIDSON Phil	1993/94	23	198	-	21	29	50	10	14	35	41
15	SMITH John	1980/81	35	315	1	17	26	44	6	9	28	57
16	WILLIAMS John	1984/85	16	153	2	15	24	41	12	16	41	31
17	BURNETT Tom	1979/80	14	134	1	14	24	39	11	18	34	37
18	TEMBY Paul	2000/01	16	171	1	19	19	39	12	12	33	44
19	PALMER Dave	1995/96	20	199	2	17	18	37	10	9	29	53
20	FORSTER Tony	1984/85	14	153	2	13	20	35	11	14	32	43
21	DEY Richard	1993/94	21	194	-	13	21	34	7	11	35	47
22	ALSOP Greg	1997/98	10	105	4	11	18	33	13	15	36	36
23	LIPSETT Wes	2009/10	7	69	2	16	13	31	28	20	28	25
24	HEDGER John	1989/90	15	114	2	11	17	30	11	15	35	39
25	NOBLE Bob	1980/81	11	117	-	13	17	30	11	14	36	39
26	GIBBIE John	1991/92	9	93	4	10	15	29	15	16	28	40
27	DALY Mick	1980/81	11	101	4	11	13	28	14	12	31	44
28	MONAHAN Phil	2005/06	11	116	-	13	14	27	11	12	39	38
29	HUXTABLE Andrew	1990/91	20	175	-	9	17	26	5	10	36	48
30	O'CONNELL Lachlan	1999/00	11	47	3	12	9	24	31	18	33	18

MOST MINUTES PER INNINGS (MIN.500 RUNS) IN CAREER

Rank	Player Name	Debut	Yrs	Gam	All Inn	Timed Inn	Total Minutes	Minutes per Inning	Runs per Minute
1	KING Russell	1999/00	2	20	21	21	1741	82.90	0.338
2	GIBBIE Mick	1991/92	13	141	147	144	10932	75.92	0.380
3	LIPSETT Wes	2009/10	7	69	65	65	4844	74.52	0.457
4	COREY Mark	2001/02	3	30	31	31	2301	74.23	0.384
5	BURNETT Tom	1979/80	14	134	134	129	9417	73.00	0.329
6	BURNETT Bill	1980/81	20	177	169	158	11476	72.63	0.429
7	CONLEY Andrew	1988/89	28	261	269	265	18735	70.70	0.396
8	GUTSCHE Anton	1992/93	2	23	23	21	1346	64.10	0.398
9	BARTON Matthew	2000/01	5	34	34	34	2137	62.85	0.341
10	EDWARDS Rob	1982/83	28	259	267	261	16185	62.01	0.403
11	WILLIAMS John	1984/85	16	153	146	139	8464	60.89	0.393
12	MCCULLOUGH Mick	1991/92	4	36	37	37	2155	58.24	0.311
13	FULLER Paul	1991/92	17	127	127	127	7320	57.64	0.265
14	HARRISON Graham	1988/89	7	61	59	56	3171	56.63	0.506
15	WILSON Gary	2015/16	1	12	12	12	676	56.33	0.750
16	PARHAM Trevor	1979/80	36	338	330	321	17940	55.89	0.419
17	STEER Peter	1982/83	8	62	55	47	2622	55.79	0.360
18	FERGUSON Jason	2013/14	2	18	16	16	884	55.25	0.655
19	GIBBIE Dom	1991/92	25	270	261	257	14092	54.83	0.322
20	WILLIAMS Mark	1988/89	16	163	166	164	8944	54.54	0.439
21	HODGE Andrew	1979/80	26	233	242	237	12716	53.65	0.485
22	PERRYMAN Gavin	1992/93	6	37	37	37	1971	53.27	0.395
23	MELLORS Greg	1999/00	5	29	30	29	1517	52.31	0.577
24	O'CONNELL Lachlan	1999/00	11	47	49	49	2559	52.22	0.716
25	HALL Michael	1987/88	9	69	76	75	3891	51.88	0.357
26	SCHULTZ Kristian	1997/98	19	200	212	212	10918	51.50	0.375
27	SHAW Phil	1990/91	4	36	32	32	1632	51.00	0.562
28	FRANKCOM John	1988/89	4	45	46	42	2140	50.95	0.404
29	ALSOP Greg	1997/98	10	105	117	117	5936	50.74	0.473
30	SMITH John	1980/81	35	315	288	280	14143	50.51	0.287
31	DEANE Andrew	1983/84	6	63	62	58	2891	49.84	0.476
32	LOUGHEAD Paul	1991/92	10	54	58	55	2738	49.78	0.269
33	BELL Geoff	1980/81	33	312	272	253	12341	48.78	0.389
34	PALMER Dave	1995/96	20	199	199	199	9495	47.71	0.367
35	LIGHTFOOT Derek	2007/08	6	41	37	37	1761	47.59	0.348
36	MCDONALD Andrew	1991/92	8	49	50	49	2296	46.86	0.385
37	FERGUSON Haimish	2013/14	3	35	34	34	1583	46.56	0.522
38	MONAGHAN Scott	2013/14	3	29	26	26	1175	45.19	0.552
39	DALY Mick	1980/81	11	101	108	97	4379	45.14	0.522
40	HEDGER John	1989/90	15	114	114	108	4875	45.14	0.474

MOST TIMES TOP SCORE IN MATCH IN CAREER

Rank	Player Name	Debut	Yrs	Gam	Times Top Score	% of Games	Seasons with		
							4ts+	3ts	2ts
1	CONLEY Andrew	1988/89	28	261	55	21.1	4	4	9
2	HODGE Andrew	1979/80	26	233	54	23.2	3	5	5
3	HUGHES Peter	1985/86	31	354	52	14.7	1	4	13
4	PARHAM Trevor	1979/80	36	338	51	15.1	3	2	11
5	EDWARDS Rob	1982/83	28	259	44	17.0	4	3	5
6	BURNETT Bill	1980/81	20	177	36	20.3	2	6	4
7	CRAIGIE Grant	1985/86	25	255	34	13.3	2	1	6
8	GIBBIE Mick	1991/92	13	141	33	23.4	1	5	6
9	DAVIDSON Phil	1993/94	23	198	28	14.1	1	2	6
10	BELL Geoff	1980/81	33	312	28	9.0	-	5	2
11	GIBBIE Dom	1991/92	25	270	27	10.0	-	2	6
12	LIPSETT Wes	2009/10	7	69	26	37.7	4	2	-
13	WILLIAMS Mark	1988/89	16	163	26	16.0	-	4	3
14	CONROY Brian	1981/82	13	122	24	19.7	1	3	3
15	BURNETT Tom	1979/80	14	134	23	17.2	1	4	2
16	WILLIAMS John	1984/85	16	153	22	14.4	-	5	2
17	TEMBY Paul	2000/01	16	171	22	12.9	-	3	4
18	PALMER Dave	1995/96	20	199	22	11.1	1	2	2
19	SCHULTZ Kristian	1997/98	19	200	22	11.0	1	-	6
20	SMITH John	1980/81	35	315	22	7.0	1	3	3
21	ALSOP Greg	1997/98	10	105	21	20.0	1	3	1
22	MONAHAN Phil	2005/06	11	116	19	16.4	2	1	1
23	HEDGER John	1989/90	15	114	18	15.8	1	3	1
24	FORSTER Tony	1984/85	14	153	18	11.8	2	-	2
25	O'CONNELL Lachlan	1999/00	11	47	17	36.2	2	-	3
26	MARSHALL Ashley	1996/97	20	227	17	7.5	1	-	5
27	DALY Mick	1980/81	11	101	15	14.9	2	-	2
28	NOBLE Bob	1980/81	11	117	15	12.8	1	3	-
29	DEY Richard	1993/94	21	194	15	7.7	-	1	2
30	GIBBIE John	1991/92	9	93	14	15.1	-	2	3
31	FULLER Paul	1991/92	17	127	14	11.0	1	2	-
32	ROWE Brenton	1996/97	17	156	13	8.3	-	-	3
33	HARRISON Graham	1988/89	7	61	12	19.7	1	-	3
34	HOLST Bill	1982/83	10	77	12	15.6	-	2	1
35	HUXTABLE Andrew	1990/91	20	175	12	6.9	-	1	1
36	PANSINI Angelo	2013/14	3	36	11	30.6	2	-	-
37	COOMBE Peter A	1982/83	14	110	11	10.0	-	2	1
38	TONKIN Andrew	2002/03	14	148	11	7.4	-	-	1
39	WILKIN Anthony	1991/92	25	275	10	3.6	-	-	3
40	RUSSELL Nic	2008/09	8	52	9	17.3	-	1	2
41	McNAMARA Trinity	1993/94	10	77	9	11.7	-	1	2
42	COREY Mark	2001/02	3	30	8	26.7	-	2	1
43	DEANE Andrew	1983/84	6	63	8	12.7	1	-	-
44	YOUNG Peter	1989/90	8	64	8	12.5	-	-	2
45	HALL Michael	1987/88	9	69	8	11.6	-	-	2
46	SWIFT Andrew	1999/00	14	82	8	9.8	-	1	1
47	CONROY Jason	1989/90	22	180	8	4.4	-	-	1

MOST PARTNERSHIPS OVER 50 IN CAREER

Rank	Player Name	Debut	Yrs	Gam	Partnerships of			Tot 50 + Pship	
					150+	100-149	50-99	times	per Inn
1	CONLEY Andrew	1988/89	28	261	6	14	77	97	0.36
2	EDWARDS Rob	1982/83	28	259	1	15	74	90	0.34
3	PARHAM Trevor	1979/80	36	338	2	16	72	90	0.27
4	HUGHES Peter	1985/86	31	354	4	14	66	84	0.24
5	HODGE Andrew	1979/80	26	233	3	12	65	80	0.33
6	BURNETT Bill	1980/81	20	177	1	15	59	75	0.44
7	BELL Geoff	1980/81	33	312	2	10	51	63	0.23
8	CRAIGIE Grant	1985/86	25	255	1	8	51	60	0.25
9	SMITH John	1980/81	35	315	1	6	52	59	0.20
10	GIBBIE Mick	1991/92	13	141	-	13	45	58	0.39
11	GIBBIE Dom	1991/92	25	270	2	7	49	58	0.22
12	WILLIAMS John	1984/85	16	153	2	5	44	51	0.35
13	BURNETT Tom	1979/80	14	134	1	7	42	50	0.37
14	SCHULTZ Kristian	1997/98	19	200	1	6	43	50	0.24
15	DAVIDSON Phil	1993/94	23	198	1	5	41	47	0.23
16	WILLIAMS Mark	1988/89	16	163	1	5	37	43	0.26
17	PALMER Dave	1995/96	20	199	1	2	39	42	0.21
18	CONROY Brian	1981/82	13	122	3	7	29	39	0.30
19	ALSOP Greg	1997/98	10	105	-	8	26	34	0.29
20	HUXTABLE Andrew	1990/91	20	175	1	3	27	31	0.19
21	DEY Richard	1993/94	21	194	1	4	26	31	0.16
22	GIBBIE John	1991/92	9	93	-	7	23	30	0.33
23	DALY Mick	1980/81	11	101	-	2	28	30	0.28
24	NOBLE Bob	1980/81	11	117	2	6	22	30	0.25
25	FORSTER Tony	1984/85	14	153	-	5	25	30	0.22

MOST 50 PARTNERSHIPS TOGETHER IN CAREER

Rank	Names of Partners	P'ships of 100 50		Tot 50+ P'ships
1	PARHAM Trevor & BURNETT Tom	3	11	14
2	BURNETT Tom & BURNETT Bill	3	10	13
3	SMITH John & NOBLE Bob	1	10	11
4	GIBBIE John & HODGE Andrew	3	6	9
5	SCHULTZ Kristian & LIPSETT Wes	4	4	8
6	CONLEY Andrew & BURNETT Bill	1	7	8
7	SCHULTZ Kristian & DAVIDSON Phil	0	7	7
8	SMITH John & DALY Mick	1	6	7
9	FORSTER Tony & CONLEY Andrew	3	4	7
10	EDWARDS Rob & FULLER Paul	0	7	7
11	HUGHES Peter & PALMER Dave	0	7	7

MOST PARTNERSHIP RUNS TOGETHER IN CAREER

Rank	Names of Partners	No. of Pships	Not Outs	Pship Runs	Ave. Pship	Best Pship	Pships of 100 50	
1	PARHAM Trevor & BURNETT Tom	44	2	1710	40.7	140	3	11
2	BURNETT Tom & BURNETT Bill	38	2	1491	41.4	130	3	10
3	SCHULTZ Kristian & LIPSETT Wes	39	2	1422	38.4	211	4	4
4	SCHULTZ Kristian & DAVIDSON Phil	65	2	1356	21.5	99	-	7
5	EDWARDS Rob & PARHAM Trevor	35	2	1112	33.7	190	2	3
6	SMITH John & DALY Mick	43	1	1088	25.9	115	1	6
7	CONLEY Andrew & BURNETT Bill	34	2	1072	33.5	140	1	7
8	SMITH John & NOBLE Bob	29	2	1011	37.4	101	1	10
9	HODGE Andrew & BURNETT Bill	21	1	988	49.4	148	3	3
10	GIBBIE John & HODGE Andrew	21	1	977	48.9	128	3	6
11	CRAIGIE Grant & CONLEY Andrew	29	3	977	37.6	238	3	2
12	PARHAM Trevor & CONLEY Andrew	38	1	942	25.5	148	1	4
13	FORSTER Tony & CONLEY Andrew	23	-	891	38.7	110	3	4
14	EDWARDS Rob & FULLER Paul	34	-	874	25.7	97	-	7
15	WILLIAMS John & BURNETT Bill	30	1	873	30.1	162	2	3
16	WILLIAMS John & CONLEY Andrew	29	4	829	33.2	112	2	4
17	PARHAM Trevor & BURNETT Bill	34	1	806	24.4	75	-	5
18	HUGHES Peter & PALMER Dave	28	1	802	29.7	91	-	7
19	CONROY Brian & NOBLE Bob	16	1	795	53.0	228	4	2
20	WILLIAMS John & FORSTER Tony	29	2	792	29.3	94	-	5
21	DAVIDSON Phil & ALSOP Greg	30	-	789	26.3	130	2	1
22	GIBBIE Dom & CONLEY Andrew	22	1	780	37.1	159	1	4
23	CRAIGIE Grant & PARHAM Trevor	25	1	777	32.4	102	1	5
24	DAVIDSON Phil & HUGHES Peter	28	1	750	27.8	95	-	6
25	O'CONNELL Lachlan & SCHULTZ Kristian	24	1	743	32.3	79	-	5
26	SCHULTZ Kristian & ALSOP Greg	26	3	727	31.6	130	1	5
27	SCHULTZ Kristian & CONLEY Andrew	29	2	717	26.6	131	1	4
28	PARHAM Trevor & WILLIAMS John	25	1	706	29.4	106	1	3
29	HUGHES Peter & CONLEY Andrew	26	2	704	29.3	102	1	3
30	MITCHELL Rick & GIBBIE Mick	27	-	700	25.9	109	1	5
31	GIBBIE Dom & BELL Geoff	11	-	683	62.1	131	4	1
32	COOMBE Peter A & BURNETT Bill	14	3	675	61.4	115	1	5
33	WILLIAMS John & HEDGER John	19	2	673	39.6	97	-	6
34	BROWN David F & BELL Geoff	21	-	665	31.7	94	-	5
35	CONLEY Andrew & GIBBIE Mick	27	1	648	24.9	76	-	4
36	HODGE Andrew & BELL Geoff	19	1	642	35.7	181	1	2
37	EDWARDS Rob & HODGE Andrew	20	1	621	32.7	108	1	4
38	GIBBIE Mick & FULLER Paul	24	-	615	25.6	112	1	2
39	MONAHAN Phil & GIBBIE Dom	25	-	614	24.6	99	-	1
40	EDWARDS Rob & HUXTABLE Andrew	13	1	606	50.5	147	1	3
41	CRAIGIE Grant & GIBBIE Dom	24	1	603	26.2	93	-	5
42	WILLIAMS Mark & EDWARDS Rob	19	-	602	31.7	90	-	3
43	HUGHES Peter & MARSHALL Ashley	18	1	598	35.2	105	1	4
44	GIBBIE Mick & GUTSCHE Anton	19	-	588	30.9	140	2	2
45	HUGHES Peter & FULLER Paul	18	-	585	32.5	130	1	4
46	PARHAM Trevor & FULLER Paul	30	-	584	19.5	87	-	1
47	EDWARDS Rob & BURNETT Bill	22	-	576	26.2	102	1	4
48	GIBBIE Mick & PARHAM Trevor	20	-	573	28.7	82	-	5
49	BROWN David F & HODGE Andrew	16	1	542	36.1	91	-	5
50	HUGHES Peter & EDWARDS Rob	23	-	513	22.3	114	2	1
51	HEDGER John & BURNETT Bill	16	1	496	33.1	74	-	5
52	MANOS George & CONROY Brian	14	-	490	35.0	85	-	3
53	HEDGER John & WILLIAMS Mark	22	-	489	22.2	89	-	3
54	PARHAM Trevor & HODGE Andrew	20	1	488	25.7	56	-	2
55	GIBBIE Dom & HUGHES Peter	22	-	487	22.1	163	1	2
56	COOMBE Peter A & FORSTER Tony	17	5	478	39.8	98	-	3
57	HUGHES Peter & GIBBIE Mick	15	-	472	31.5	108	1	1
58	GIBBIE Mick & EDWARDS Rob	15	-	467	31.1	132	1	3
59	COREY Mark & GIBBIE Dom	13	-	464	35.7	117	1	1
60	WILLIAMS Mark & CONLEY Andrew	20	3	463	27.2	153	1	1
61	CONLEY Andrew & ALSOP Greg	24	-	463	19.3	81	-	4

HIGHEST PERCENT OF TEAM RUNS SCORED (MIN.500 RUNS) IN CAREER

Rank	Player Name	Debut	Yrs	Gam	Player Runs	Team Runs	% of Team Runs
1	WILSON Gary	2015/16	1	12	507	2271	22.32
2	O'CONNELL Lachlan	1999/00	11	47	1831	9240	19.82
3	PANSINI Angelo	2013/14	3	36	1115	5789	19.26
4	LIPSETT Wes	2009/10	7	69	2213	11498	19.25
5	FERGUSON Jason	2013/14	2	18	579	3374	17.16
6	COREY Mark	2001/02	3	30	883	5383	16.40
7	MELLORS Greg	1999/00	5	29	881	5453	16.16
8	GIBBIE Mick	1991/92	13	141	4169	26734	15.59
9	CONROY Brian	1981/82	13	122	4033	25868	15.59
10	CONLEY Andrew	1988/89	28	261	7461	48449	15.40
11	GUTSCHE Anton	1992/93	2	23	560	3655	15.32
12	MITCHELL Rick	1990/91	4	32	999	6530	15.30
13	BURNETT Bill	1980/81	20	177	5068	33189	15.27
14	HARRISON Graham	1988/89	7	61	1635	11338	14.42
15	ALSOP Greg	1997/98	10	105	2807	19549	14.36
16	HODGE Andrew	1979/80	26	233	6228	44139	14.11
17	KING Russell	1999/00	2	20	589	4186	14.07
18	EDWARDS Rob	1982/83	28	259	6563	47502	13.82
19	EMERY Peter	1990/91	6	38	1143	8284	13.80
20	MONAHAN Phil	2005/06	11	116	2373	18263	12.99
21	ROUTLEDGE Steve	2007/08	4	31	654	5040	12.98
22	RUSSELL Nic	2008/09	8	52	1171	9222	12.70
23	WILLIAMS Mark	1988/89	16	163	3946	31079	12.70
24	FERGUSON Haimish	2013/14	3	35	826	6562	12.59
25	SHAW Phil	1990/91	4	36	917	7368	12.45
26	PARHAM Trevor	1979/80	36	338	7629	61754	12.35
27	BURNETT Tom	1979/80	14	134	3147	25673	12.26
28	PERRYMAN Gavin	1992/93	6	37	779	6388	12.19
29	GIBBIE John	1991/92	9	93	2301	18982	12.12
30	McNAMARA Trinity	1993/94	10	77	1824	15337	11.89
31	HARPER Brent	2006/07	4	38	834	7028	11.87
32	DALY Mick	1980/81	11	101	2411	20504	11.76
33	MONAGHAN Scott	2013/14	3	29	649	5559	11.67
34	CRAIGIE Grant	1985/86	25	255	5154	44192	11.66
35	WILLIAMS John	1984/85	16	153	3360	29442	11.41
36	FRANKCOM John	1988/89	4	45	894	7881	11.34
37	SCHULTZ Kristian	1997/98	19	200	4092	36208	11.30
38	BROOKER Christian	2013/14	3	27	517	4599	11.24
39	LANDORF Jason	1993/94	4	29	570	5127	11.12
40	HUGHES Peter	1985/86	31	354	7124	64279	11.08
41	BARTON Matthew	2000/01	5	34	729	6612	11.03
42	DAVIDSON Phil	1993/94	23	198	4048	36765	11.01
43	HEDGER John	1989/90	15	114	2359	21615	10.91
44	NOBLE Bob	1980/81	11	117	2478	23160	10.70
45	DEANE Andrew	1983/84	6	63	1407	13185	10.67

MOST DUCKS IN CAREER

Rank	Player Name	Debut	Yrs	Gam	No. of Ducks	% of Inn	Seasons with		
							4d+	3d	2d
1	HUGHES Peter	1985/86	31	354	38	10.7	1	3	8
2	MARSHALL Ashley	1996/97	20	227	31	15.0	1	4	5
3	DEY Richard	1993/94	21	194	30	16.0	3	-	3
4	WILLIAMS Scott	1983/84	23	187	29	22.1	-	4	6
5	PALMER Dave	1995/96	20	199	29	14.6	-	3	5
6	PARHAM Trevor	1979/80	36	338	29	8.8	1	2	2
7	BELL Geoff	1980/81	33	312	28	10.3	-	2	6
8	BROWN Andrew	1993/94	16	164	27	19.6	-	3	8
9	WILKIN Anthony	1991/92	25	275	27	13.8	-	3	6
10	CONROY Jason	1989/90	22	180	25	14.6	-	2	6
11	SMITH John	1980/81	35	315	25	8.7	1	1	3
12	CONLEY Andrew	1988/89	28	261	24	8.9	-	1	7
13	DAVIDSON Phil	1993/94	23	198	22	10.6	2	2	1
14	HODGE Andrew	1979/80	26	233	22	9.1	-	1	3
15	HUCKSTEPP Craig	1989/90	18	153	21	20.6	-	4	2
16	TEMBY Paul	2000/01	16	171	21	12.7	1	1	4
17	CRAIGIE Grant	1985/86	25	255	21	8.7	-	1	4
18	BROWN David F	1994/95	20	168	20	13.2	-	-	5
19	GIBBIE Dom	1991/92	25	270	20	7.7	-	1	5
20	HUXTABLE Andrew	1990/91	20	175	19	11.4	-	1	4
21	WILLIAMS Mark	1988/89	16	163	19	11.4	-	1	4
22	SCHULTZ Kristian	1997/98	19	200	18	8.5	-	-	3
23	EDWARDS Rob	1982/83	28	259	17	6.4	-	1	2
24	SCOTT Anthony	1997/98	10	57	16	36.4	2	1	1
25	TONKIN Braedon	2007/08	9	90	16	24.2	1	2	2
26	DEY Cameron	1991/92	16	126	16	13.1	-	1	4

BATSMEN MOST INVOLVED IN RUN OUTS IN CAREER

Rank	Player Name	Debut	Yrs	Gam	Self Run-Out	Partner Run-Out	Total	RunOuts per 1000 Pship Runs
1	BELL Geoff	1980/81	33	312	19	21	40	3.48
2	HUGHES Peter	1985/86	31	354	16	20	36	2.42
3	PARHAM Trevor	1979/80	36	338	26	8	34	2.20
4	GIBBIE Dom	1991/92	25	270	15	15	30	2.59
5	SMITH John	1980/81	35	315	13	16	29	2.50
6	CRAIGIE Grant	1985/86	25	255	9	17	26	2.46
7	EDWARDS Rob	1982/83	28	259	14	12	26	1.87
8	CONLEY Andrew	1988/89	28	261	11	13	24	1.50
9	HUXTABLE Andrew	1990/91	20	175	12	11	23	3.60
10	BURNETT Tom	1979/80	14	134	14	9	23	2.91
11	PALMER Dave	1995/96	20	199	9	14	23	2.86
12	DAVIDSON Phil	1993/94	23	198	10	13	23	2.78
13	HODGE Andrew	1979/80	26	233	9	14	23	1.78
14	WILLIAMS Mark	1988/89	16	163	9	13	22	2.80
15	MARSHALL Ashley	1996/97	20	227	13	8	21	3.48
16	WILLIAMS John	1984/85	16	153	10	9	19	2.52
17	SCHULTZ Kristian	1997/98	19	200	8	11	19	1.97
18	ROWE Brenton	1996/97	17	156	12	4	16	3.12
19	DEY Richard	1993/94	21	194	9	7	16	2.33
20	GIBBIE Mick	1991/92	13	141	4	12	16	1.88
21	LOUGHEAD Paul	1991/92	10	54	8	7	15	6.23
22	HOLST Bill	1982/83	10	77	7	8	15	5.19
23	HEDGER John	1989/90	15	114	8	7	15	3.35
24	NOBLE Bob	1980/81	11	117	8	7	15	2.86
25	FORSTER Tony	1984/85	14	153	7	8	15	2.79
26	BURNETT Bill	1980/81	20	177	7	8	15	1.40

BATTING PAIRS MOST INVOLVED IN RUN OUTS IN CAREER

RunOuts	Names of Partners
4	BURNETT Bill & BURNETT Tom, SCHULTZ Kristian & HUXTABLE Andrew.
3	BURNETT Tom & DALY Mick, PAPAGALLO Frank & COOMBE Peter A, HEDGER John & BURNETT Bill, WILLIAMS Mark & GIBBIE Mick, WILLIAMS John & WILLIAMS Mark, BELL Geoff & BROWN David F, BELL Geoff & SMITH John, SCHULTZ Kristian & DAVIDSON Phil, SWIFT Andrew & BELL Geoff, EDWARDS Rob & HUGHES Peter, SIDON Brendon & RUSSELL Nick, DEY Richard & SIDON Richard.

BATSMEN MOST BOWLED, LBW, STUMPED IN CAREER

Rank	Player Name	Debut	Yrs	Gam	BOWLED	Total Outs	% of Total
1	HUGHES Peter	1985/86	31	354	87	328	26.5
2	EDWARDS Rob	1982/83	28	259	76	243	31.3
3	CONLEY Andrew	1988/89	28	261	68	232	29.3
4	HODGE Andrew	1979/80	26	233	66	204	32.4
5	BELL Geoff	1980/81	33	312	54	206	26.2
6	SMITH John	1980/81	35	315	53	200	26.5
7	CONROY Brian	1981/82	13	122	50	126	39.7
8	WILLCOX Steve	1989/90	19	132	48	106	45.3
9	PALMER Dave	1995/96	20	199	45	179	25.1
10	PARHAM Trevor	1979/80	36	338	45	304	14.8
11	WILLIAMS Mark	1988/89	16	163	44	152	28.9
12	MARSHALL Ashley	1996/97	20	227	44	174	25.3
13	BROWN Andrew	1993/94	16	164	43	120	35.8
14	DAVIDSON Phil	1993/94	23	198	43	193	22.3
Rank	Player Name	Debut	Yrs	Gam	LBW	Total Outs	% of Total
1	SCHULTZ Kristian	1997/98	19	200	37	198	18.7
2	CRAIGIE Grant	1985/86	25	255	26	213	12.2
3	PALMER Dave	1995/96	20	199	25	179	14.0
4	GIBBIE Dom	1991/92	25	270	23	227	10.1
5	DEY Richard	1993/94	21	194	22	161	13.7
6	HUGHES Peter	1985/86	31	354	22	328	6.7
7	GIBBIE Mick	1991/92	13	141	19	138	13.8
8	SMITH John	1980/81	35	315	17	200	8.5
9	ALSOP Greg	1997/98	10	105	16	108	14.8
10	WILLIAMS Mark	1988/89	16	163	15	152	9.9
11	DAVIDSON Phil	1993/94	23	198	14	193	7.3
12	HODGE Andrew	1979/80	26	233	14	204	6.9
13	DALY Mick	1980/81	11	101	13	101	12.9
14	BELL Geoff	1980/81	33	312	12	206	5.8
...							
19	BODEN Nick	2013/14	3	31	9	30	30.0
Rank	Player Name	Debut	Yrs	Gam	STUMPED	Total Outs	% of Total
1	WILLIAMS Scott	1983/84	23	187	8	81	9.9
2	HUGHES Peter	1985/86	31	354	8	328	2.4
3	WILKIN Anthony	1991/92	25	275	6	148	4.1
4	DEY Richard	1993/94	21	194	6	161	3.7

HIGHEST PERCENT SCORED AT CREASE (MIN.500 RUNS) IN CAREER

Rank	Player Name	Debut	Yrs	Gam	Scored Runs	P'ship Runs	% runs at Crease
1	CONROY Brian	1981/82	13	122	4033	5873	68.67
2	PANSINI Angelo	2013/14	3	36	1115	1654	67.41
3	O'CONNELL Lachlan	1999/00	11	47	1831	2720	67.32
4	MITCHELL Rick	1990/91	4	32	999	1496	66.78
5	EMERY Peter	1990/91	6	38	1143	1741	65.65
6	MAZURKE Danny	1980/81	12	78	917	1432	64.04
7	CADD Anthony	2008/09	5	42	619	975	63.49
8	WILLCOX Steve	1989/90	19	132	1861	2985	62.35
9	PUGH Ben	2006/07	5	44	699	1125	62.13
10	TEMBY Paul	2000/01	16	171	3164	5126	61.72
11	WILSON Gary	2015/16	1	12	507	853	59.44
12	FERGUSON Jason	2013/14	2	18	579	977	59.26
13	LANDORF Jason	1993/94	4	29	570	999	57.06
14	HARRISON Graham	1988/89	7	61	1635	2906	56.26
15	McNAMARA Trinity	1993/94	10	77	1824	3247	56.17
16	MONAHAN Phil	2005/06	11	116	2373	4309	55.07
17	BRAMMY Simon	1994/95	13	95	837	1535	54.53
18	FERGUSON Haimish	2013/14	3	35	826	1516	54.49
19	HARPER Brent	2006/07	4	38	834	1550	53.81
20	DALY Mick	1980/81	11	101	2411	4484	53.77
21	CRAM Don	1983/84	12	107	1733	3227	53.70
22	TONKIN Andrew	2002/03	14	148	2081	3885	53.56
23	FORSTER Tony	1984/85	14	153	2831	5367	52.75
24	HEDGER John	1989/90	15	114	2359	4482	52.63
25	THOMSON Peter	1994/95	5	43	635	1234	51.46
26	RUSSELL Nic	2008/09	8	52	1171	2280	51.36
27	GIBBIE John	1991/92	9	93	2301	4508	51.04
28	ROUTLEDGE Steve	2007/08	4	31	654	1291	50.66
29	WILLIAMS Mark	1988/89	16	163	3946	7846	50.29
30	ALSOP Greg	1997/98	10	105	2807	5585	50.26
31	HOLST Bill	1982/83	10	77	1433	2892	49.55
32	SWIFT Andrew	1999/00	14	82	1417	2861	49.53
33	DENIET Josh	2003/04	11	94	1033	2086	49.52
34	PARHAM Trevor	1979/80	36	338	7629	15469	49.32
35	DAVIDSON Phil	1993/94	23	198	4048	8261	49.00
36	GIBBIE Mick	1991/92	13	141	4169	8532	48.86
37	CRAIGIE Grant	1985/86	25	255	5154	10582	48.71
38	HODGE Andrew	1979/80	26	233	6228	12895	48.30
39	SHAW Phil	1990/91	4	36	917	1906	48.11
40	FRANKCOM John	1988/89	4	45	894	1861	48.04
41	MELLORS Greg	1999/00	5	29	881	1834	48.04
42	MANOS George	1980/81	6	54	1132	2359	47.99
43	BROWN Andrew	1993/94	16	164	964	2009	47.98
44	HUGHES Peter	1985/86	31	354	7124	14869	47.91
45	LIPSETT Wes	2009/10	7	69	2213	4634	47.76

LOWEST PERCENT SCORED AT CREASE (MIN.1 000 P'SHIP RUNS) IN CAREER

Rank	Player Name	Debut	Yrs	Gam	Scored Runs	P'ship Runs	% runs at Crease
1	SHEARER Duncan	2002/03	8	54	219	1515	14.46
2	HUCKSTEPP Craig	1989/90	18	153	311	1181	26.33
3	MONAHAN Justin	2006/07	4	42	369	1297	28.45
4	DENIET Scott	2000/01	8	80	358	1240	28.87
5	HUMPHERY Peter	1991/92	10	88	323	1046	30.88
6	LOUGHEAD Paul	1991/92	10	54	780	2409	32.38
7	WILLIAMS Scott	1983/84	23	187	673	1924	34.98
8	McCULLOUGH Mick	1991/92	4	36	671	1908	35.17
9	SMITH John	1980/81	35	315	4093	11607	35.26
10	BENNETT Brad	2011/12	2	22	420	1188	35.35
11	BAYLISS Paul	2010/11	5	39	425	1199	35.45
12	HODGE David	1979/80	14	101	1286	3596	35.76
13	WOOD Shane	1993/94	5	38	448	1181	37.93
14	BROWN David F	1994/95	20	168	1829	4808	38.04
15	ROWE Brenton	1996/97	17	156	1954	5128	38.10
16	LIGHTFOOT Derek	2007/08	6	41	613	1592	38.51
17	LUONG Bang	1995/96	10	80	1112	2880	38.61
18	FULLER Paul	1991/92	17	127	1939	4953	39.15
19	GIBBIE Dom	1991/92	25	270	4594	11593	39.63
20	HUXTABLE Andrew	1990/91	20	175	2537	6386	39.73
21	BURNETT Tom	1979/80	14	134	3147	7901	39.83
22	STEER Peter	1982/83	8	62	989	2440	40.53
23	MARSHALL Ashley	1996/97	20	227	2481	6029	41.15
24	BALYM Anton	2014/15	2	23	439	1063	41.30
25	BARTON Matthew	2000/01	5	34	729	1746	41.75

MOST SIXES IN CAREER

Rank	Player Name	Debut	Yrs	Gam	SIXES	Total Runs	% of Runs
1	CONROY Brian	1981/82	13	122	230	4033	34.22
2	CRAIGIE Grant	1985/86	25	255	173	5149	20.16
3	WILLCOX Steve	1989/90	19	132	111	1861	35.79
4	DEY Richard	1993/94	21	194	109	3085	21.20
5	HODGE Andrew	1979/80	26	233	104	6228	10.02
6	PARHAM Trevor	1979/80	36	338	98	7629	7.71
7	TEMBY Paul	2000/01	16	171	97	3164	18.39

MOST FOURS IN CAREER

Rank	Player Name	Debut	Yrs	Gam	FOURS	Total Runs	% of Runs
1	CONLEY Andrew	1988/89	28	261	925	7461	49.59
2	HUGHES Peter	1985/86	31	354	838	7060	47.48
3	PARHAM Trevor	1979/80	36	338	811	7629	42.52
4	HODGE Andrew	1979/80	26	233	750	6228	48.17
5	EDWARDS Rob	1982/83	28	259	586	6563	35.72
6	CRAIGIE Grant	1985/86	25	255	509	5149	39.54
7	GIBBIE Dom	1991/92	25	270	493	4594	42.93

MOST SINGLES IN CAREER

Rank	Player Name	Debut	Yrs	Gam	SINGLES	Total Runs	% of Runs
1	EDWARDS Rob	1982/83	28	259	2034	6563	30.99
2	PARHAM Trevor	1979/80	36	338	2032	7629	26.64
3	BELL Geoff	1980/81	33	312	1947	4906	39.69
4	CONLEY Andrew	1988/89	28	261	1882	7461	25.22
5	HUGHES Peter	1985/86	31	354	1741	7060	24.66
6	BURNETT Bill	1980/81	20	177	1716	5068	33.86
7	SMITH John	1980/81	35	315	1574	4061	38.76

HIGHEST PERCENT IN BOUNDARIES (MIN.500 RUNS) IN CAREER

Rank	Player Name	Debut	Yrs	Gam	Number of		Runs in	Total	% of Total
					6's	4's	boundaries	Runs	Runs
1	EMERY Peter	1990/91	6	38	88	101	932	1143	81.54
2	WILSON Gary	2015/16	1	12	31	52	394	507	77.71
3	CADD Anthony	2008/09	5	42	53	40	478	619	77.22
4	PANSINI Angelo	2013/14	3	36	67	110	842	1115	75.52
5	CONROY Brian	1981/82	13	122	230	411	3024	4033	74.98
6	WILLCOX Steve	1989/90	19	132	111	176	1370	1861	73.62
7	PUGH Ben	2006/07	5	44	31	79	502	699	71.82
8	MONAGHAN Scott	2013/14	3	29	13	97	466	649	71.80
9	TEMBY Paul	2000/01	16	171	97	413	2234	3164	70.61
10	FERGUSON Jason	2013/14	2	18	22	66	396	579	68.39
11	BRAMMY Simon	1994/95	13	95	44	77	572	837	68.34
12	CRAM Don	1983/84	12	107	75	176	1154	1714	67.33
13	MONAHAN Phil	2005/06	11	116	68	293	1580	2373	66.58
14	MAZURKE Danny	1980/81	12	78	50	73	592	897	66.00
15	O'CONNELL Lachlan	1999/00	11	47	80	182	1208	1831	65.97

** Total runs are adjusted for innings with missing scoring strokes

HIGHEST PERCENT IN SINGLES (MIN.500 RUNS) IN CAREER

Rank	Player Name	Debut	Yrs	Gam	No. of	Total	% of Total
					Singles	Runs	Runs
1	LOUGHEAD Paul	1991/92	10	54	341	780	43.72
2	HODGE David	1979/80	14	101	525	1262	41.60
3	BELL Geoff	1980/81	33	312	1947	4906	39.69
4	BURNETT Tom	1979/80	14	134	1235	3147	39.24
5	SMITH John	1980/81	35	315	1574	4061	38.76
6	McCULLOUGH Mick	1991/92	4	36	248	671	36.96
7	ROWE Brenton	1996/97	17	156	692	1954	35.41
8	COREY Mark	2001/02	3	30	299	883	33.86
9	BURNETT Bill	1980/81	20	177	1716	5068	33.86
10	BROWN David F	1994/95	20	168	618	1829	33.79
11	FULLER Paul	1991/92	17	127	649	1939	33.47
12	WILKIN Anthony	1991/92	25	275	534	1655	32.27
13	PATMORE Dave	1979/80	9	64	247	771	32.04
14	COOMBE Peter A	1982/83	14	110	507	1605	31.59
15	WILLIAMS Scott	1983/84	23	187	212	673	31.50

** Total runs are adjusted for innings with missing scoring strokes

RUNS FROM EACH BATTING POSITION IN CAREER

Player Name	Gam	Runs & Average from each Batting Position											
		Opener	No.3	No.4	No.5	No.6	No.7	No.8	No.9	No.10	No.11		
PARHAM Trevor	338	3767@ 24	1611@ 33	990@ 24	678@ 24	269@ 27	211@ 19	52@ 9	51@ 17	-@ -	-@ -	-@ 0	
CONLEY Andrew	261	4507@ 39	1027@ 24	893@ 30	491@ 26	391@ 22	125@ 31	-@ -	16@ 8	11@ -	-@ -	-@ -	
HUGHES Peter	354	675@ 21	1548@ 19	1886@ 27	1547@ 25	677@ 19	623@ 19	139@ 12	28@ 7	1@ -	-@ -	-@ -	
EDWARDS Rob	259	1431@ 28	2913@ 34	876@ 23	788@ 21	313@ 21	208@ 21	27@ 9	6@ 3	1@ -	-@ -	-@ -	
HODGE Andrew	233	495@ 26	518@ 26	3171@ 36	1076@ 30	451@ 21	382@ 32	85@ 17	35@ 35	15@ -	-@ -	-@ -	
CRAIGIE Grant	255	178@ 20	1535@ 31	887@ 21	929@ 26	709@ 23	617@ 19	249@ 28	45@ 11	5@ -	-@ -	-@ -	
BURNETT Bill	177	697@ 30	968@ 37	1389@ 36	1454@ 38	423@ 38	87@ 29	36@ 36	14@ 14	-@ -	-@ -	-@ -	
BELL Geoff	312	2577@ 31	415@ 46	545@ 27	228@ 13	168@ 14	135@ 15	273@ 20	250@ 15	212@ 13	105@ 13	-@ -	
GIBBIE Dom	270	1334@ 20	1235@ 18	302@ 15	675@ 25	404@ 21	330@ 25	187@ 27	115@ 58	12@ 4	-@ 0	-@ -	
GIBBIE Mick	141	4047@ 31	-@ 0	-@ -	13@ 13	109@ 22	-@ -	-@ -	-@ -	-@ -	-@ -	-@ -	
SMITH John	315	2295@ 23	222@ 25	115@ 23	129@ 12	50@ 7	271@ 15	371@ 22	358@ 24	232@ 19	50@ 13	-@ -	
SCHULTZ Kristian	200	2477@ 22	689@ 21	339@ 20	218@ 14	198@ 20	158@ 20	13@ 7	-@ -	-@ -	-@ -	-@ -	
DAVIDSON Phil	198	1399@ 21	775@ 24	484@ 16	426@ 22	518@ 19	252@ 28	153@ 22	34@ 34	7@ 7	-@ -	-@ -	
CONROY Brian	122	21@ 4	155@ 39	1003@ 33	1195@ 41	771@ 30	541@ 26	347@ 35	-@ 0	-@ -	-@ -	-@ -	
WILLIAMS Mark	163	540@ 23	571@ 27	791@ 24	1514@ 27	366@ 33	44@ 22	33@ 11	69@ 69	18@ 18	-@ -	-@ -	
PALMER Dave	199	2086@ 22	174@ 25	126@ 13	602@ 18	161@ 20	186@ 17	150@ 14	1@ 1	3@ 3	-@ -	-@ -	
WILLIAMS John	153	404@ 20	1072@ 34	660@ 29	242@ 17	317@ 24	575@ 36	90@ 23	-@ -	-@ -	-@ -	-@ -	
TEMBY Paul	171	35@ 12	18@ 18	69@ 28	737@ 25	1002@ 18	451@ 21	191@ 14	40@ 13	-@ -	-@ -	-@ -	
BURNETT Tom	134	1871@ 26	779@ 52	56@ 9	26@ 7	188@ 27	181@ 30	38@ 13	6@ 3	2@ -	-@ -	-@ -	
DEY Richard	194	565@ 19	114@ 19	310@ 18	390@ 21	444@ 26	653@ 19	424@ 16	136@ 19	49@ 16	-@ -	-@ -	
FORSTER Tony	153	961@ 40	18@ 18	66@ 17	155@ 19	217@ 24	394@ 21	626@ 22	361@ 23	33@ 17	-@ -	-@ -	
ALSOP Greg	105	1505@ 34	182@ 15	417@ 18	338@ 34	210@ 18	155@ 22	-@ -	-@ -	-@ -	-@ -	-@ -	
HUXTABLE Andrew	175	1049@ 19	186@ 19	411@ 22	255@ 23	197@ 12	164@ 10	178@ 11	54@ 9	43@ 22	-@ -	-@ -	
MARSHALL Ashley	227	671@ 15	216@ 15	139@ 15	366@ 22	359@ 12	191@ 15	157@ 9	182@ 14	181@ 12	19@ -	-@ -	
NOBLE Bob	117	116@ 17	1276@ 27	461@ 29	223@ 25	163@ 15	70@ 18	93@ 16	34@ 11	33@ 33	9@ 9	-@ -	
DALY Mick	101	1944@ 27	131@ 15	45@ 8	33@ 6	50@ 17	68@ 23	130@ 65	-@ -	10@ 10	-@ -	-@ -	
MONAHAN Phil	116	1806@ 21	134@ 19	141@ 16	90@ 18	202@ 29	-@ -	-@ -	-@ -	-@ -	-@ -	-@ -	
HEDGER John	114	164@ 21	257@ 20	1240@ 25	229@ 19	240@ 17	219@ 20	10@ -	-@ -	-@ -	-@ -	-@ -	
GIBBIE John	93	164@ 27	258@ 26	433@ 29	174@ 19	478@ 28	258@ 26	446@ 56	75@ 25	15@ 15	-@ -	-@ -	
LIPSETT Wes	69	1622@ 35	522@ 35	69@ 69	-@ -	-@ 0	-@ -	-@ -	-@ -	-@ -	-@ -	-@ -	
TONKIN Andrew	148	479@ 23	41@ 21	65@ 16	331@ 24	563@ 18	138@ 9	139@ 15	219@ 24	39@ 7	67@ 22	-@ -	
CONROY Jason	180	590@ 18	174@ 15	225@ 13	322@ 13	170@ 7	279@ 16	224@ 13	72@ 6	12@ 6	12@ 12	-@ -	
ROME Brenton	156	942@ 13	407@ 15	71@ 14	53@ 18	101@ 14	157@ 14	63@ 7	51@ 17	109@ 14	-@ -	-@ -	
FULLER Paul	127	1469@ 17	55@ 9	26@ 7	129@ 26	87@ 22	108@ 18	39@ 10	11@ 11	15@ -	-@ -	-@ -	
WILLCOX Steve	132	130@ 13	169@ 24	227@ 25	145@ 16	151@ 12	348@ 23	338@ 16	122@ 14	166@ 17	65@ 22	-@ -	
O'CONNELL Lachlan	47	1444@ 37	180@ 45	104@ 52	82@ 41	-@ -	21@ 21	-@ -	-@ -	-@ -	-@ -	-@ -	
BROWN David F	168	-@ -	48@ 8	20@ 5	775@ 17	552@ 18	218@ 11	100@ 13	58@ 7	36@ 6	22@ 7	-@ -	
McNAMARA Trinity	77	563@ 33	348@ 32	122@ 24	176@ 20	317@ 32	96@ 24	116@ 15	38@ 13	48@ 24	-@ -	-@ -	
CRAM Don	107	104@ 21	22@ 11	79@ 13	53@ 13	229@ 13	441@ 18	493@ 19	255@ 21	53@ 53	40@ -	-@ -	
WILKIN Anthony	275	28@ 14	24@ 24	47@ 12	-@ -	119@ 20	217@ 16	320@ 13	388@ 11	421@ 10	91@ 5	-@ -	
HARRISON Graham	61	1@ 1	146@ 21	484@ 54	506@ 30	436@ 26	54@ 54	8@ -	-@ -	-@ -	-@ -	-@ -	
COOMBE Peter A	110	48@ 48	31@ 31	14@ 14	65@ 65	102@ 34	676@ 38	395@ 36	170@ 28	100@ 25	4@ 4	-@ -	
HOLST Bill	77	194@ 28	9@ 2	289@ 26	328@ 22	247@ 16	265@ 33	88@ 9	1@ 1	12@ 12	-@ -	-@ -	
SWIFT Andrew	82	862@ 23	136@ 10	139@ 11	148@ 13	37@ 9	77@ 19	18@ 18	-@ 0	-@ -	-@ -	-@ -	
DEANE Andrew	63	191@ 19	616@ 36	88@ 13	214@ 31	136@ 17	90@ 45	33@ 11	11@ 11	10@ 10	18@ 18	-@ -	
HALL Michael	69	993@ 24	108@ 15	15@ 4	60@ 30	102@ 26	51@ 51	24@ 12	25@ 25	23@ 8	-@ -	-@ -	
DEY Cameron	126	502@ 14	124@ 12	77@ 19	197@ 15	91@ 10	83@ 17	66@ 13	62@ 9	129@ 13	18@ 9	-@ -	
BROWNE Noel	151	97@ 32	51@ 13	49@ 12	95@ 24	79@ 26	135@ 12	381@ 22	375@ 14	66@ 17	5@ -	-@ -	
HODGE David	101	125@ 13	358@ 33	13@ 13	86@ 22	322@ 27	188@ 21	82@ 16	68@ 17	23@ 8	21@ 5	-@ -	
RUSSELL Nic	52	275@ 39	169@ 42	267@ 45	110@ 22	51@ 13	63@ 21	138@ 23	98@ 25	-@ -	-@ -	-@ -	
EMERY Peter	38	770@ 43	61@ 31	59@ 30	60@ 15	85@ 43	80@ 16	10@ 10	8@ 8	10@ 10	-@ -	-@ -	
MANOS George	54	196@ 33	211@ 21	132@ 17	419@ 30	24@ 6	94@ 31	9@ 3	31@ 31	16@ -	-@ -	-@ -	
GREEN Anthony	104	338@ 14	15@ 8	69@ 10	41@ 8	166@ 21	256@ 43	146@ 15	74@ 11	15@ 15	3@ 3	-@ -	
PANSINI Angelo	36	531@133	345@ 38	217@ 22	22@ 7	-@ -	-@ -	-@ -	-@ -	-@ -	-@ -	-@ -	
LUONG Bang	80	247@ 15	120@ 13	334@ 26	143@ 14	82@ 27	8@ 2	62@ 12	88@ 22	27@ 4	1@ 1	-@ -	
BROWN Mike	85	15@ 8	120@ 15	65@ 9	242@ 27	158@ 26	108@ 54	153@ 19	108@ 10	25@ 6	49@ 25	-@ -	
DENIET Josh	94	32@ 8	23@ 12	95@ 19	61@ 10	208@ 26	217@ 17	267@ 22	38@ 6	47@ 47	45@ 23	-@ -	
MITCHELL Rick	32	999@ 31	-@ -	-@ -	-@ -	-@ -	-@ -	-@ -	-@ -	-@ -	-@ -	-@ -	
STEER Peter	62	272@ 15	293@ 33	125@ 42	86@ 14	39@ 13	66@ 66	56@ 28	50@ 25	2@ -	-@ -	-@ -	
BROWN Andrew	164	82@ 6	93@ 12	89@ 8	61@ 12	34@ 7	82@ 6	101@ 7	213@ 8	91@ 8	118@ 12	-@ -	
MYSTUIK Simon	58	72@ 36	21@ 11	100@ 25	270@ 25	204@ 16	145@ 15	68@ 23	12@ 6	36@ 18	-@ -	-@ -	
SHAW Phil	36	-@ -	14@ 14	333@ 37	214@ 43	149@ 37	190@ 27	12@ 12	5@ -	-@ -	-@ -	-@ -	
MAZURKE Danny	78	22@ 11	-@ -	30@ 15	40@ 40	172@ 25	185@ 14	163@ 20	193@ 32	56@ 5	56@ 11	-@ -	
YOUNG Peter	64	26@ 7	185@ 62	52@ 26	93@ 19	141@ 14	98@ 16	40@ 5	84@ 14	183@ 61	-@ -	-@ -	
FRANKCOM John	45	175@ 16	455@ 28	176@ 35	-@ -	29@ 15	35@ 12	24@ 24	-@ -	-@ -	-@ -	-@ -	
McDONALD Andrew	49	32@ 16	228@ 15	142@ 36	266@ 27	135@ 17	86@ 86	4@ -	-@ -	-@ -	-@ -	-@ -	
COREY Mark	30	613@ 27	222@111	-@ -	28@ 14	20@ 20	-@ -	-@ -	-@ -	-@ -	-@ -	-@ -	
MELLORS Greg	29	5@ 3	101@ 51	375@ 47	78@ 16	275@ 46	47@ 47	-@ -	-@ -	-@ -	-@ -	-@ -	
BRAMMY Simon	95	1@ 1	22@ 7	23@ 23	11@ 11	123@ 31	124@ 18	191@ 12	112@ 14	173@ 14	57@ 10	-@ -	
HARPER Brent	38	149@ 37	9@ 5	419@ 20	119@ 30	138@ 35	-@ -	-@ -	-@ -	-@ -	-@ -	-@ -	
FERGUSON Haimish	35	671@ 28	60@ 20	43@ 14	52@ 52	-@ -	-@ -	-@ -	-@ -	-@ -	-@ -	-@ -	
SIDON Brendon	109	-@ -	-@ -	-@ -	15@ 15	75@ 13	74@ 19	134@ 11	202@ 10	223@ 14	63@ 21	-@ -	
LOUGHEAD Paul	54	275@ 14	226@ 28	82@ 12	54@ 18	58@ 10	62@ 31	-@ -	16@ 16	1@ -	6@ -	-@ -	
PERRYMAN Gavin	37	6@ 6	1@ 1	301@ 30	243@ 22	56@ 14	106@106	27@ 14	10@ 10	29@ -	-@ -	-@ -	
PATMORE Dave	64	158@ 9	113@ 13	55@ 14	69@ 10	190@ 12	183@ 31	-@ 0	-@ 0	3@ 3	-@ -	-@ -	
BARTON Matthew	34	89@ 30	262@ 26	23@ 8	71@ 36	182@ 20	-@ -	102@ 51	-@ -	-@ -	-@ -	-@ -	
PUGH Ben	44	21@ 21	-@ -	220@ 37	128@ 16	129@ 16	58@ 6	86@ 14	5@ 3	45@ 15	7@ 7	-@ -	
WILLIAMS Scott	187	4@ -	-@ 0	-@ -	-@ -	55@ 14	40@ 13	45@ 11	138@ 14	142@ 5	249@ 8	-@ -	
McCULLOUGH Mick	36	275@ 16	267@ 22	61@ 15	-@ -	6@ 6	45@ 45	1@ -	16@ -	-@ -	-@ -	-@ -	
ROULEDGE Steve	31	27@ 27	229@ 29	128@ 43	190@ 21	18@ 9	62@ 31	-@ -	-@ -	-@ -	-@ -	-@ -	
PEARCE Darren	57	38@ 13	9@ 5	81@ 20	179@ 26	65@ 22	42@ 42	132@ 8	80@ 40	24@ -	-@ -	-@ -	
MONAGHAN Scott	29	37@ 37	227@ 21	166@ 28	3@ 3	99@ 99	101@ 51	-@ -	16@ 16	-@ -	-@ -	-@ -	
SCOTT Ron	77	46@ 15	100@ 33	19@ 10	44@ 22	29@ 10	85@ 9	59@ 15	127@ 11	122@ 12	15@ -	-@ -	
THOMSON Peter	43	29@ 15	187@ 47	53@ 13	68@ 8	190@ 11	57@ 11	51@ 17	-@ -	-@ -	-@ -	-@ -	
SHIPP Andrew	29	-@ -	86@ 11	235@118	172@ 29	40@ 20	18@ -	80@ 40	2@ 2	-@ 0	-@ -	-@ -	

MOST C.O.T.Y. POINTS FROM MATCHES IN CAREER

Rank	Player Name	Debut	Yrs	Gam	Batting Runs	Bowling Wickets	Field Catches	W'Keeping Ct St	RunOuts Direct Asstd	FieldingVote 1st 2nd 3rd	COTY Points	Points per Game
1	BELL Geoff	1980/81	33	312	4908	468	99	- -	2 5	6 10 16	13910	44.6
2	CONLEY Andrew	1988/89	28	261	7461	175	122	- -	- 1	11 6 6	12701	48.7
3	SMITH John	1980/81	35	315	4093	410	101	- -	4 8	12 25 17	12673	40.2
4	PARHAM Trevor	1979/80	36	338	7629	93	121	3 -	1 7	8 13 6	11851	35.1
5	HUGHES Peter	1985/86	31	354	7124	9	179	- -	- 10	23 12 15	11660	32.9
6	WILKIN Anthony	1991/92	25	275	1655	566	77	- -	3 15	6 12 8	11649	42.4
7	MARSHALL Ashley	1996/97	20	227	2481	394	98	- -	7 4	17 18 14	10797	47.6
8	CRAIGIE Grant	1985/86	25	255	5154	229	88	- -	2 8	11 12 16	10740	42.1
9	EDWARDS Rob	1982/83	28	259	6563	40	110	- -	2 14	16 26 13	10213	39.4
10	WILLIAMS John	1984/85	16	153	3360	326	68	- -	5 14	15 23 13	10184	66.6
11	FORSTER Tony	1984/85	14	153	2831	10	-	209 99	1 32	9 7 9	9811	64.1
12	SCHULTZ Kristian	1997/98	19	200	4092	58	48	111 10	2 20	11 18 11	9034	45.2
13	HODGE Andrew	1979/80	26	233	6228	4	106	- -	1 6	13 11 9	8944	38.4
14	HUXTABLE Andrew	1990/91	20	175	2537	63	45	123 28	7 27	23 16 21	8579	49.0
15	BURNETT Bill	1980/81	20	177	5068	13	94	10 -	1 13	12 12 9	7930	44.8
16	GIBBIE Mick	1991/92	13	141	4169	176	50	- -	- 4	8 6 3	7923	56.2
17	BROWNE Noel	1990/91	19	151	1333	244	92	- -	3 11	24 24 16	7639	50.6
18	TEMBY Paul	2000/01	16	171	3164	59	74	45 13	4 15	22 14 9	7530	44.0
19	DAVIDSON Phil	1993/94	23	198	4048	32	87	- -	3 7	26 32 19	7396	37.4
20	BROWN David F	1994/95	20	168	1829	271	61	5 -	1 8	3 14 10	7343	43.7
21	PALMER Dave	1995/96	20	199	3489	23	96	- -	3 6	50 27 12	7241	36.4
22	DEY Richard	1993/94	21	194	3085	81	82	13 1	4 12	24 21 17	7199	37.1
23	COOMBE Peter A	1982/83	14	110	1605	275	63	- -	2 6	10 12 3	7165	65.1
24	WILLIAMS Scott	1983/84	23	187	673	325	67	- -	1 9	11 12 10	7113	38.0
25	GIBBIE John	1991/92	9	93	2301	255	26	- -	- 12	5 3 4	6681	71.8
26	GIBBIE Don	1991/92	25	270	4594	51	45	- -	2 4	5 13 15	6668	24.7
27	CONROY Jason	1989/90	22	180	2080	60	102	7 1	1 9	38 39 12	6500	36.1
28	CONROY Brian	1981/82	13	122	4033	10	80	6 1	1 3	10 11 3	6303	51.7
29	WILLCOX Steve	1989/90	19	132	1861	176	54	- -	7 2	16 16 11	6155	46.6
30	WILLIAMS Mark	1988/89	16	163	3946	5	53	- -	4 3	18 12 15	5816	35.7
31	ROWE Brenton	1996/97	17	156	1954	64	31	67 3	- 14	15 8 17	5560	35.6
32	TONKIN Andrew	2002/03	14	148	2081	158	36	- 2	- 4	1 5 4	5203	35.2
33	FULLER Paul	1991/92	17	127	1939	1	23	91 13	- 14	4 9 30	5103	40.2
34	BURNETT Tom	1979/80	14	134	3147	23	41	- -	6 6	19 11 9	5049	37.7
35	McNAMARA Trinity	1993/94	10	77	1824	137	40	- -	4 2	7 8 5	4912	63.8
36	NOBLE Bob	1980/81	11	117	2478	3	29	53 15	1 15	4 3 10	4840	41.4
37	BROWN Andrew	1993/94	16	164	964	3	3	118 49	- 16	1 2 21	4816	29.4
38	HUCKSTEPP Craig	1989/90	18	153	311	209	51	- -	- 3	10 7 13	4687	30.6
39	CRAM Don	1983/84	12	107	1733	1	24	91 7	- 11	3 11 13	4597	43.0
40	ALSOP Greg	1997/98	10	105	2807	14	51	2 1	- 1	6 9 12	4423	42.1
41	SIDON Brendon	2000/01	13	109	786	155	32	- -	1 3	8 18 9	4076	37.4
42	MAZURKE Danny	1980/81	12	78	917	180	16	- -	3 4	1 5 1	3937	50.5
43	BROWN Mike	1985/86	11	85	1043	104	43	- -	- 9	11 7 9	3829	45.0
44	DEY Cameron	1991/92	16	126	1349	6	38	50 10	1 15	4 9 8	3813	30.3
45	GREEN Anthony	1997/98	13	104	1123	116	34	- -	3 2	8 7 6	3797	36.4
46	DEANE Andrew	1983/84	6	63	1407	124	20	- -	- 3	4 6 4	3753	59.6
47	DENIET Scott	2000/01	8	80	358	171	35	- -	- 4	7 3 6	3722	46.5
48	DALY Mick	1980/81	11	101	2411	10	41	- -	2 4	7 10 3	3721	36.8
49	HODGE David	1979/80	14	101	1286	82	47	- -	1 2	9 2 5	3664	36.3
50	MANOS George	1980/81	6	54	1132	1	3	77 21	2 8	9 5 -	3516	65.1
51	HEDGER John	1989/90	15	114	2359	-	49	- -	- 1	2 3 7	3489	30.6
52	LIPSETT Wes	2009/10	7	69	2213	1	18	35 3	2 2	- 2 2	3447	50.0
53	DENIET Josh	2003/04	11	94	1033	90	28	- -	5 6	9 9 4	3323	35.4
54	MONAHAN Phil	2005/06	11	116	2373	11	23	3 -	1 1	3 9 8	3307	28.5
55	BRAMMY Simon	1994/95	13	95	837	129	23	- -	- 4	2 2 6	3263	34.3
56	WILLIAMS Rowan	2008/09	8	76	450	117	33	- -	1 2	17 10 3	3258	42.9
57	PATMORE Dave	1979/80	9	64	771	111	31	- -	2 6	1 2 -	3085	48.2
58	YOUNG Peter	1989/90	8	64	902	67	34	2 -	3 6	9 9 4	2990	46.7
59	STEER Peter	1982/83	8	62	989	85	21	- -	1 5	12 6 2	2989	48.2
60	RUSEY Shane	1990/91	8	70	310	131	36	- -	- 4	2 1 3	2984	42.6
61	PEARCE Darren	1989/90	5	57	650	-	1	78 13	1 17	6 4 14	2980	52.3
62	PAPAGALLO Frank	1980/81	7	56	421	149	17	- -	- 1	3 4 2	2977	53.2
63	SCOTT Ron	1994/95	11	77	646	124	17	- -	2 3	6 4 1	2962	38.5
64	HUMPHERY Peter	1991/92	10	88	323	124	24	- -	- 5	11 12 3	2959	33.6
65	LUONG Bang	1995/96	10	80	1112	41	34	2 -	- 2	11 9 7	2806	35.1
66	BURTENSHAW Dave	1997/98	7	60	581	137	11	- -	- 1	- 2 1	2759	46.0
67	HALL Michael	1987/88	9	69	1401	52	21	- -	- 4	3 3 3	2709	39.3
68	O'CONNELL Lachlan	1999/00	11	47	1831	5	24	3 -	- 4	5 6 5	2691	57.3
69	HARRISON Graham	1988/89	7	61	1635	10	25	- -	2 1	8 11 7	2665	43.7
70	SINCLAIR Bob	1979/80	8	57	126	156	14	- -	- 2	- 3 -	2640	46.3
71	MYSTUIK Simon	2000/01	9	58	928	68	20	- -	- -	3 6 5	2450	42.2
72	PANSINI Angelo	2013/14	3	36	1115	57	11	3 -	3 2	3 5 -	2383	66.2
73	TONKIN Braedon	2007/08	9	90	342	60	37	- -	- -	10 19 6	2372	26.4
74	BARKER Terry	1979/80	7	53	288	-	1	68 18	1 8	7 6 -	2328	43.9
75	SWIFT Andrew	1999/00	14	82	1417	28	15	- -	2 -	1 4 1	2219	27.1
76	RUSSELL Nic	2008/09	8	52	1171	38	15	- -	- 1	5 5 1	2173	41.8
77	HOLST Bill	1982/83	10	77	1433	3	20	1 -	1 3	3 10 6	2165	28.1
78	HARPER Brent	2006/07	4	38	834	64	13	- -	- 7	3 - 1	2130	56.1
79	MITCHELL Rick	1990/91	4	32	999	37	16	- -	1 2	3 2 5	2007	62.7
80	MARKS Greg	2009/10	7	69	585	25	5	34 7	- 5	2 4 1	1995	28.8
81	LANDORF Jason	1993/94	4	29	570	43	26	- -	1 3	7 5 3	1962	67.7
82	PUGH Ben	2006/07	5	44	699	26	19	1 -	1 3	12 8 3	1863	42.3
83	FLAMANK Paul	2008/09	7	55	445	-	1	46 19	- 4	1 - 1	1835	33.4
84	EMERY Peter	1990/91	6	38	1143	6	18	7 -	1 2	1 2 2	1827	48.1
85	LYNE Mick	1999/00	7	56	116	100	9	- -	- -	1 3 6	1806	32.3

**COTY points are awarded for:

1 14 20 20 20 20 10 20 10 10

BEST BATTING/BOWLING ALLROUNDERS IN CAREER

Rank	Player Name	Debut	Yrs	Gam	Batting Runs Ave	Bowling Wkts Ave	COTY Points	ALLrnd Matches 50&5 40&4 30&3	Season 200&20
2000 RUNS & 200 WICKETS									
1	BELL Geoff	1980/81	33	312	4908 23.8	468 16.9	11460	1 5 8	5
2	SMITH John	1980/81	35	315	4093 20.5	410 17.4	9833	1 2 5	1
3	CRAIGIE Grant	1985/86	25	255	5154 24.2	229 21.7	8360	- 4 4	3
4	MARSHALL Ashley	1996/97	20	227	2481 14.3	394 17.5	7997	- 1 6	2
5	WILLIAMS John	1984/85	16	153	3360 27.5	326 15.7	7924	1 1 10	7
6	GIBBIE John	1991/92	9	93	2301 29.1	255 15.0	5871	1 5 9	6
1000 RUNS & 100 WICKETS									
7	CONLEY Andrew	1988/89	28	261	7461 32.2	175 21.0	9911	1 1 6	3
8	WILKIN Anthony	1991/92	25	275	1655 11.2	566 16.3	9579	- 1 2	-
9	GIBBIE Mick	1991/92	13	141	4169 30.2	176 18.2	6633	1 5 11	6
10	BROWN David F	1994/95	20	168	1829 14.2	271 17.8	5623	- - 5	1
11	COOMBE Peter A	1982/83	14	110	1605 34.1	275 15.3	5455	- 3 3	3
12	BROWNE Noel	1990/91	19	151	1333 17.3	244 23.9	4749	- - 3	-
13	WILLCOX Steve	1989/90	19	132	1861 17.6	176 24.8	4325	- 1 6	1
14	TONKIN Andrew	2002/03	14	148	2081 18.1	158 24.2	4293	- 1 1	-
15	McNAMARA Trinity	1993/94	10	77	1824 26.4	137 17.5	3742	2 2 4	2
16	DEANE Andrew	1983/84	6	63	1407 24.7	124 15.5	3143	2 2 3	1
17	GREEN Anthony	1997/98	13	104	1123 15.8	116 22.7	2747	- - 1	-
18	BROWN Mike	1985/86	11	85	1043 17.7	104 20.9	2499	- - 2	2
500 RUNS & 50 WICKETS									
19	PARHAM Trevor	1979/80	36	338	7629 25.1	93 18.8	8931	- 1 5	-
20	GIBBIE Dom	1991/92	25	270	4594 20.2	51 26.2	5308	- - -	-
21	WILLIAMS Scott	1983/84	23	187	673 8.3	325 18.7	5223	- - 1	-
22	SCHULTZ Kristian	1997/98	19	200	4092 20.7	58 25.5	4904	- - 1	-
23	DEY Richard	1993/94	21	194	3085 19.2	81 20.5	4219	1 - 1	-
24	TEMBY Paul	2000/01	16	171	3164 21.0	59 21.0	3990	- - 1	-
25	MAZURKE Danny	1980/81	12	78	917 16.7	180 17.9	3437	1 1 -	1
26	HUXTABLE Andrew	1990/91	20	175	2537 16.8	63 19.2	3419	- 1 2	-
27	SIDON Brendon	2000/01	13	109	786 12.7	155 22.1	2956	- - 1	-
28	CONROY Jason	1989/90	22	180	2080 13.0	60 24.1	2920	- - 3	-
29	ROWE Brenton	1996/97	17	156	1954 13.2	64 20.0	2850	- - 3	-
30	BRAMMY Simon	1994/95	13	95	837 14.2	129 20.3	2643	- 1 3	1
31	BURTENSHAW Dave	1997/98	7	60	581 13.2	137 16.6	2499	- 1 1	-
32	HODGE David	1979/80	14	101	1286 20.4	82 18.9	2434	- - 1	-
33	SCOTT Ron	1994/95	11	77	646 13.5	124 20.3	2382	- - 3	-
34	PATMORE Dave	1979/80	9	64	771 12.4	111 11.4	2325	1 2 -	1
35	DENIET Josh	2003/04	11	94	1033 17.5	90 30.2	2293	- - -	-
36	STEER Peter	1982/83	8	62	989 22.5	85 20.1	2179	- 3 1	-
37	HALL Michael	1987/88	9	69	1401 21.2	52 18.9	2129	- 1 1	-
38	PANSINI Angelo	2013/14	3	36	1115 42.9	57 17.1	1913	3 - 2	1
39	MYSTUIK Simon	2000/01	9	58	928 18.9	68 18.7	1880	- - -	-
40	YOUNG Peter	1989/90	8	64	902 19.2	67 13.8	1840	- 2 -	-

MOST FIELDING VOTES IN CAREER

Rank	Player Name	Debut	Yrs	Gam	1st Votes	2nd Votes	3rd Votes	Total Votes 3-2-1 basis	% of games with f/vote
1	PALMER Dave	1995/96	20	199	50	27	12	216	44.7
2	CONROY Jason	1989/90	22	180	38	39	12	204	49.4
3	DAVIDSON Phil	1993/94	23	198	26	32	19	161	38.9
4	BROWNE Noel	1990/91	19	151	24	24	16	136	42.4
5	DEY Richard	1993/94	21	194	24	21	17	131	32.0
6	HUXTABLE Andrew	1990/91	20	175	23	16	21	122	34.3
7	EDWARDS Rob	1982/83	28	259	16	26	13	113	21.2
8	HUGHES Peter	1985/86	31	354	23	12	15	108	14.1
9	WILLIAMS John	1984/85	16	153	15	23	13	104	33.3
10	TEMBY Paul	2000/01	16	171	22	14	9	103	26.3
11	SMITH John	1980/81	35	315	12	25	17	103	17.1
12	MARSHALL Ashley	1996/97	20	227	17	18	14	101	21.6
13	WILLIAMS Mark	1988/89	16	163	18	12	15	93	27.6
14	WILLCOX Steve	1989/90	19	132	16	16	11	91	32.6
15	BURNETT Tom	1979/80	14	134	19	11	9	88	29.1
16	SCHULTZ Kristian	1997/98	19	200	11	18	11	80	20.0
17	ROWE Brenton	1996/97	17	156	15	8	17	78	25.6
18	WILLIAMS Rowan	2008/09	8	76	17	10	3	74	39.5
19	TONKIN Braedon	2007/08	9	90	10	19	6	74	38.9
20	CRAIGIE Grant	1985/86	25	255	11	12	16	73	15.3
21	HODGE Andrew	1979/80	26	233	13	11	9	70	14.2
22	SIDON Brendon	2000/01	13	109	8	18	9	69	32.1
23	BURNETT Bill	1980/81	20	177	12	12	9	69	18.6
24	WILLIAMS Scott	1983/84	23	187	11	12	10	67	17.6
25	MADDERN Ashley	1995/96	5	37	16	7	3	65	70.3

MOST CATCHES AS FIELDSMAN IN CAREER

Rank	Player Name	Debut	Yrs	Gam	Field Catches	Catches per Game	Innings of 4c 3c 2c			Seasons of 10c
1	HUGHES Peter	1985/86	31	354	179	0.51	1	4	32	3
2	CONLEY Andrew	1988/89	28	261	122	0.47	-	3	19	1
3	PARHAM Trevor	1979/80	36	338	121	0.36	1	1	18	1
4	EDWARDS Rob	1982/83	28	259	110	0.42	-	2	16	-
5	HODGE Andrew	1979/80	26	233	106	0.45	-	3	14	2
6	CONROY Jason	1989/90	22	180	102	0.57	-	4	17	3
7	SMITH John	1980/81	35	315	101	0.32	-	-	11	1
8	BELL Geoff	1980/81	33	312	99	0.32	-	1	7	-
9	MARSHALL Ashley	1996/97	20	227	98	0.43	-	2	11	1
10	PALMER Dave	1995/96	20	199	96	0.48	-	5	15	2
11	BURNETT Bill	1980/81	20	177	94	0.53	-	3	14	1
12	BROWNE Noel	1990/91	19	151	92	0.61	-	4	11	-
13	CRAIGIE Grant	1985/86	25	255	88	0.35	-	2	11	-
14	DAVIDSON Phil	1993/94	23	198	87	0.44	-	2	14	-
15	DEY Richard	1993/94	21	194	82	0.42	-	2	12	1
16	CONROY Brian	1981/82	13	122	80	0.66	2	3	13	2
17	WILKIN Anthony	1991/92	25	275	77	0.28	-	1	6	-
18	TEMBY Paul	2000/01	16	171	74	0.43	-	2	11	-
19	WILLIAMS John	1984/85	16	153	68	0.44	-	1	9	-
20	WILLIAMS Scott	1983/84	23	187	67	0.36	-	1	6	-
21	COOMBE Peter A	1982/83	14	110	63	0.57	-	3	8	-
22	BROWN David F	1994/95	20	168	61	0.36	-	-	7	1
23	WILLCOX Steve	1989/90	19	132	54	0.41	-	2	5	1
24	WILLIAMS Mark	1988/89	16	163	53	0.33	1	-	9	-
25	ALSOP Greg	1997/98	10	105	51	0.49	-	-	10	-
26	HUCKSTEPP Craig	1989/90	18	153	51	0.33	-	-	6	1
27	GIBBIE Mick	1991/92	13	141	50	0.35	-	-	8	-
28	HEDGER John	1989/90	15	114	49	0.43	-	-	9	1
29	SCHULTZ Kristian	1997/98	19	200	48	0.24	-	-	9	-
30	HODGE David	1979/80	14	101	47	0.47	-	-	6	-

MOST WICKETKEEPING DISMISSALS IN CAREER

Rank	Player Name	Debut	Yrs	Gam	Games Kept	Dismissals Ct St Total			per Game	Innings 5w 4w 3w			20 in Season	Total Byes	Byes/ Game
1	FORSTER Tony	1984/85	14	153	147	209	99	308	2.10	6	15	33	10	333	2.27
2	BROWN Andrew	1993/94	16	164	136	118	49	167	1.23	2	3	10	1	977	7.18
3	HUXTABLE Andrew	1990/91	20	175	96	123	28	151	1.57	2	5	5	2	287	2.99
4	SCHULTZ Kristian	1997/98	19	200	80	111	10	121	1.51	3	4	6	3	214	2.68
5	FULLER Paul	1991/92	17	127	69	91	13	104	1.51	-	4	9	1	122	1.77
6	MANOS George	1980/81	6	54	46	77	21	98	2.13	1	3	6	3	337	7.33
7	CRAM Don	1983/84	12	107	67	91	7	98	1.46	-	4	6	1	246	3.67
8	PEARCE Darren	1989/90	5	57	57	78	13	91	1.60	1	2	9	2	118	2.07
9	BARKER Terry	1979/80	7	53	49	68	18	86	1.76	-	3	5	2	159	3.24
10	ROWE Brenton	1996/97	17	156	81	67	3	70	0.86	-	1	2	-	167	2.06
11	NOBLE Bob	1980/81	11	117	45	53	15	68	1.51	-	2	6	1	112	2.49
12	FLAMANK Paul	2008/09	7	55	47	46	19	65	1.38	-	1	5	-	135	2.87
13	DEY Cameron	1991/92	16	126	49	50	10	60	1.22	-	1	1	-	200	4.08
14	TEMBY Paul	2000/01	16	171	37	45	13	58	1.57	-	3	4	2	74	2.00
15	MARKS Greg	2009/10	7	69	36	34	7	41	1.14	-	-	3	-	72	2.00
16	LIPSETT Wes	2009/10	7	69	20	35	3	38	1.90	1	3	3	1	19	0.95
17	BALYM Anton	2014/15	2	23	23	20	17	37	1.61	-	1	4	1	73	3.17
18	COREY Mark	2001/02	3	30	29	37	-	37	1.28	-	1	5	-	42	1.45
19	FERGUSON Haimish	2013/14	3	35	31	20	3	23	0.74	-	-	1	-	104	3.35
20	MARECHAL Phil	2004/05	2	21	15	18	-	18	1.20	-	-	2	-	29	1.93
21	SMITH Tim	2013/14	3	29	18	12	3	15	0.83	-	-	-	-	88	4.89

MOST CATCHES (FIELDING & KEEPING) IN CAREER

Rank	Player Name	Debut	Yrs	Gam	Fld Ct	WK Ct	Total Caught
1	FORSTER Tony	1984/85	14	153	-	209	209
2	HUGHES Peter	1985/86	31	354	179	-	179
3	HUXTABLE Andrew	1990/91	20	175	45	123	168
4	SCHULTZ Kristian	1997/98	19	200	48	111	159
5	PARHAM Trevor	1979/80	36	338	121	3	124
6	CONLEY Andrew	1988/89	28	261	122	-	122
7	BROWN Andrew	1993/94	16	164	3	118	121
8	TEMBY Paul	2000/01	16	171	74	45	119
9	CRAM Don	1983/84	12	107	24	91	115
10	FULLER Paul	1991/92	17	127	23	91	114
11	EDWARDS Rob	1982/83	28	259	110	-	110
12	CONROY Jason	1989/90	22	180	102	7	109
13	HODGE Andrew	1979/80	26	233	106	-	106
14	BURNETT Bill	1980/81	20	177	94	10	104
15	SMITH John	1980/81	35	315	101	-	101

MOST WICKETS TAKEN IN CAREER

Rank	Player Name	Debut	Yrs	Gam	Overs	Mdn	Runs	Wkts	Ave	Innings	Fig	Season	Ag	Ba/		
										Best	5w	3w	Hi	25	15	Wkt
1	WILKIN Anthony	1991/92	25	275	3472.4	894	9202	566	16.3	7/56	25	79	47	9	12	37
2	BELL Geoff	1980/81	33	312	2846.2	649	7898	468	16.9	7/40	14	56	44	7	8	36
3	SMITH John	1980/81	35	315	2103.1	376	7134	410	17.4	7/31	15	45	34	3	11	31
4	MARSHALL Ashley	1996/97	20	227	1957	378	6912	394	17.5	7/77	8	60	29	6	11	30
5	WILLIAMS John	1984/85	16	153	2075.1	501	5107	326	15.7	6/34	10	45	33	6	5	38
6	WILLIAMS Scott	1983/84	23	187	2124	464	6078	325	18.7	6/15	9	39	27	4	7	39
7	COOMBE Peter A	1982/83	14	110	1209.3	145	4207	275	15.3	9/61	12	40	34	6	3	26
8	BROWN David F	1994/95	20	168	1521	324	4827	271	17.8	7/54	4	36	31	3	7	34
9	GIBBIE John	1991/92	9	93	1034.5	144	3822	255	15.0	7/37	19	32	57	5	3	24
10	BROWNE Noel	1990/91	19	151	1577.4	195	5831	244	23.9	7/89	9	30	34	2	4	39
11	CRAIGIE Grant	1985/86	25	255	1463.3	219	4960	229	21.7	7/34	8	23	27	2	7	38
12	HUCKSTEPP Craig	1989/90	18	153	1361.2	280	3978	209	19.0	6/13	7	20	29	2	5	39
13	MAZURKE Danny	1980/81	12	78	1102	232	3220	180	17.9	7/34	11	16	42	3	3	37
14	GIBBIE Mick	1991/92	13	141	897.1	126	3207	176	18.2	6/60	3	29	29	4	3	31
15	WILLCOX Steve	1989/90	19	132	1379	252	4370	176	24.8	5/30	3	20	25	2	2	47
16	CONLEY Andrew	1988/89	28	261	939	98	3677	175	21.0	7/80	3	22	25	1	4	32
17	DENIET Scott	2000/01	8	80	1060.1	238	3342	171	19.5	5/35	2	28	30	2	5	37
18	TONKIN Andrew	2002/03	14	148	1062.3	182	3824	158	24.2	5/28	3	17	23	-	4	40
19	SINCLAIR Bob	1979/80	8	57	790.1	202	1999	156	12.8	7/24	7	22	50	2	2	30
20	SIDON Brendon	2000/01	13	109	1120.2	228	3426	155	22.1	7/28	3	17	23	-	4	43
21	PAPAGALLO Frank	1980/81	7	56	794.2	176	2235	149	15.0	7/19	7	21	34	2	4	32
22	BURTENSHAW Dave	1997/98	7	60	783.2	173	2277	137	16.6	6/47	6	17	33	3	1	34
23	McNAMARA Trinity	1993/94	10	77	742.1	135	2396	137	17.5	7/57	7	15	34	1	2	33
24	RUSBY Shane	1990/91	8	70	806.4	213	1983	131	15.1	7/25	1	20	32	2	2	37
25	BRAMMY Simon	1994/95	13	95	847	170	2623	129	20.3	5/28	3	12	27	1	3	39
26	DEANE Andrew	1983/84	6	63	628.1	124	1927	124	15.5	6/21	6	17	47	2	2	30
27	SCOTT Ron	1994/95	11	77	844.1	183	2515	124	20.3	9/32	4	10	25	2	1	41
28	HUMPHERY Peter	1991/92	10	88	911.2	153	3234	124	26.1	5/26	4	11	25	1	3	44
29	WILLIAMS Rowan	2008/09	8	76	751.2	186	2335	117	20.0	5/34	5	14	25	1	3	39
30	GREEN Anthony	1997/98	13	104	776.5	141	2636	116	22.7	6/20	4	8	19	-	4	40
31	PATMORE Dave	1979/80	9	64	418.3	92	1260	111	11.4	6/28	6	13	41	3	-	23
32	BROWN Mike	1985/86	11	85	677	135	2178	104	20.9	6/51	5	7	23	-	4	39
33	LYNE Mick	1999/00	7	56	595.4	117	1998	100	20.0	6/10	3	13	30	1	2	36
34	PARHAM Trevor	1979/80	36	338	449	58	1748	93	18.8	5/11	2	10	18	-	2	29
35	HURCOMBE Peter	1979/80	4	37	599.1	172	1399	91	15.4	5/27	3	11	30	2	2	40
36	DENIET Josh	2003/04	11	94	768.2	140	2716	90	30.2	6/16	1	9	16	-	1	51
37	PETER Peter	1982/83	8	62	482.4	78	1709	85	20.1	7/14	4	8	39	1	-	34
38	ISLAM Robiul	2012/13	4	33	417.1	107	1166	82	14.2	6/45	3	16	30	1	2	31
39	HODGE David	1979/80	14	101	521.1	110	1550	82	18.9	4/31	-	10	20	-	1	38
40	DEY Richard	1993/94	21	194	461.4	73	1661	81	20.5	5/57	1	8	17	-	1	34
41	BARNETT Mick	1991/92	3	36	441.2	114	1026	78	13.2	7/28	3	10	32	1	2	34
42	GLENVILLE Jim	1995/96	7	35	318	56	1151	73	15.8	5/28	3	10	25	1	1	26
43	PATMORE Tim	1979/80	6	38	236.2	66	650	71	9.2	6/82	1	9	26	1	1	20
44	COCHRANE Herb	1983/84	2	19	345	98	680	71	9.6	9/39	6	6	38	2	-	29
45	JENNINGS Tony	1980/81	3	28	352	76	1060	71	14.9	5/13	2	9	31	2	-	30
46	EDWARDS Shaun	2004/05	4	27	409.4	73	1583	71	22.3	6/51	3	9	31	1	1	35
47	MYSTUIK Simon	2000/01	9	58	398.5	77	1270	68	18.7	6/45	3	7	16	-	3	35
48	YOUNG Peter	1989/90	8	64	291.3	48	922	67	13.8	4/4	-	6	22	-	1	26
49	MATTHEWS Jacob	2010/11	6	39	383.5	69	1317	67	19.7	5/43	2	7	22	-	2	34
50	FROST Justin	2005/06	5	45	426.1	46	1952	66	29.6	4/39	-	10	20	-	3	39
51	HARPER Brent	2006/07	4	38	311	62	909	64	14.2	5/12	2	9	31	1	2	29
52	ROWE Brenton	1996/97	17	156	291.1	37	1278	64	20.0	5/27	1	9	15	-	1	27
53	HUXTABLE Andrew	1990/91	20	175	364	73	1211	63	19.2	6/6	1	8	16	-	1	35
54	BEATTIE John	1999/00	4	30	277.3	71	751	60	12.5	6/42	1	8	31	1	1	28
55	CONROY Jason	1989/90	22	180	354.5	43	1445	60	24.1	4/37	-	5	11	-	-	35
56	TONKIN Braedon	2007/08	9	90	409.4	38	1864	60	31.1	4/28	-	7	15	-	1	41
57	TEMBY Paul	2000/01	16	171	359.5	67	1239	59	21.0	6/22	1	7	12	-	-	37
58	BRYSON Brett	2013/14	3	33	296.3	44	1090	58	18.8	6/35	3	4	28	1	1	31
59	SCHULTZ Kristian	1997/98	19	200	388.1	55	1481	58	25.5	5/22	1	6	18	-	1	40
60	PANSINI Angelo	2013/14	3	36	291.3	41	976	57	17.1	7/7	3	6	26	1	1	31
61	TRUSCOTT Chad	2010/11	6	31	294.5	57	944	56	16.9	5/46	2	5	25	1	1	32
62	JOYCE Steve	1979/80	6	42	338	64	1005	54	18.6	5/15	2	4	34	1	-	38
63	KNOWLES Matthew	1991/92	4	28	387.3	80	1287	53	24.3	5/33	2	6	19	-	3	44
64	HALL Michael	1987/88	9	69	281.5	43	984	52	18.9	5/23	3	5	21	-	1	33
65	PEARCE Mike	1988/89	3	30	361.5	65	1085	52	20.9	7/67	1	7	18	-	3	42
66	GIBBIE Dom	1991/92	25	270	287.2	19	1338	51	26.2	5/38	1	6	10	-	-	34
67	LISTON Dave	1997/98	2	20	303.1	64	856	50	17.1	7/55	3	6	26	1	1	36
68	BRUSNAHAN Dale	2014/15	2	25	264	51	832	47	17.7	4/10	-	6	29	1	1	34
69	LANDORF Jason	1993/94	4	29	249.1	37	961	43	22.3	5/43	4	3	19	-	1	35
70	LUONG Bang	1995/96	10	80	223.3	29	904	41	22.0	4/42	-	6	15	-	1	33
71	CADD Anthony	2008/09	5	42	325.5	55	1077	41	26.3	3/40	-	5	14	-	-	48
72	EDWARDS Rob	1982/83	28	259	268.4	18	1106	40	27.7	4/25	-	7	7	-	-	40
73	SMITH Dave	2003/04	3	17	239.2	29	886	39	22.7	5/46	2	5	25	1	-	37
74	WOOD Shane	1993/94	5	38	261.5	56	915	39	23.5	3/1	-	4	19	-	1	40
75	ARMAN Ben	2011/12	5	29	192	32	728	38	19.2	4/55	-	7	17	-	1	30
76	RUSSELL Nic	2008/09	8	52	285.4	48	975	38	25.7	4/23	-	3	14	-	-	45

BEST BOWLING AVERAGE (MIN.200 OVERS) IN CAREER

Rank	Player Name	Debut	Yrs	Gam	Overs	Mdn	Runs	Wkts	Average
1	PATMORE Tim	1979/80	6	38	236.2	66	650	71	9.2
2	COCHRANE Herb	1983/84	2	19	345	98	680	71	9.6
3	PATMORE Dave	1979/80	9	64	418.3	92	1260	111	11.4
4	BEATTIE John	1999/00	4	30	277.3	71	751	60	12.5
5	SINCLAIR Bob	1979/80	8	57	790.1	202	1999	156	12.8
6	BARNETT Mick	1991/92	3	36	441.2	114	1026	78	13.2
7	YOUNG Peter	1989/90	8	64	291.3	48	922	67	13.8
8	HARPER Brent	2006/07	4	38	311	62	909	64	14.2
9	ISLAM Robiul	2012/13	4	33	417.1	107	1166	82	14.2
10	JENNINGS Tony	1980/81	3	28	352	76	1060	71	14.9
11	GIBBIE John	1991/92	9	93	1034.5	144	3822	255	15.0
12	PAPAGALLO Frank	1980/81	7	56	794.2	176	2235	149	15.0
13	RUSBY Shane	1990/91	8	70	806.4	213	1983	131	15.1
14	COOMBE Peter A	1982/83	14	110	1209.3	145	4207	275	15.3
15	HURCOMBE Peter	1979/80	4	37	599.1	172	1399	91	15.4

MOST SEASONS TAKING 15+ WICKETS IN CAREER

Rank	Player Name	Debut	Yrs	Gam	Best Season	Season Aggregates				Total 15+	% of Seasons
						30	25	20	15		
1	WILKIN Anthony	1991/92	25	275	47	4	5	7	5	21	84.0
2	MARSHALL Ashley	1996/97	20	227	29	-	6	7	4	17	85.0
3	BELL Geoff	1980/81	33	312	44	4	3	4	4	15	45.5
4	SMITH John	1980/81	35	315	34	2	1	3	8	14	40.0
5	WILLIAMS John	1984/85	16	153	33	2	4	5	-	11	68.8
6	WILLIAMS Scott	1983/84	23	187	27	-	4	3	4	11	47.8
7	BROWN David F	1994/95	20	168	31	1	2	4	3	10	50.0
8	COOMBE Peter A	1982/83	14	110	34	3	3	2	1	9	64.3
9	CRAIGIE Grant	1985/86	25	255	27	-	2	2	5	9	36.0
10	GIBBIE John	1991/92	9	93	57	4	1	2	1	8	88.9
11	DENIET Scott	2000/01	8	80	30	1	1	4	1	7	87.5
12	GIBBIE Mick	1991/92	13	141	29	-	4	2	1	7	53.8
13	HUCKSTEPP Craig	1989/90	18	153	29	-	2	2	3	7	38.9
14	PAPAGALLO Frank	1980/81	7	56	34	1	1	3	1	6	85.7
15	MAZURKE Danny	1980/81	12	78	42	2	1	2	1	6	50.0
16	BROWNE Noel	1990/91	19	151	34	1	1	1	3	6	31.6

MOST TIMES BEST BOWLING FIGURES IN MATCH IN CAREER

Rank	Player Name	Debut	Yrs	Gam	no. times Best Fig	% of Matches	Seasons with 4bf+ 3bf 2bf		
1	WILKIN Anthony	1991/92	25	275	74	26.9	8	8	4
2	MARSHALL Ashley	1996/97	20	227	57	25.1	7	6	3
3	SMITH John	1980/81	35	315	54	17.1	5	3	10
4	GIBBIE John	1991/92	9	93	43	46.2	6	2	-
5	BELL Geoff	1980/81	33	312	43	13.8	2	5	5
6	WILLIAMS John	1984/85	16	153	39	25.5	5	3	4
7	COOMBE Peter A	1982/83	14	110	37	33.6	5	3	2
8	WILLIAMS Scott	1983/84	23	187	32	17.1	3	2	5
9	BROWN David F	1994/95	20	168	30	17.9	2	2	7
10	CRAIGIE Grant	1985/86	25	255	24	9.4	-	3	4
11	BROWNE Noel	1990/91	19	151	23	15.2	2	1	5
12	WILLIAMS Rowan	2008/09	8	76	22	28.9	3	2	2
13	HUCKSTEPP Craig	1989/90	18	153	22	14.4	1	3	4
14	PAPAGALLO Frank	1980/81	7	56	21	37.5	4	-	2
15	MAZURKE Danny	1980/81	12	78	21	26.9	3	-	3
16	WILLCOX Steve	1989/90	19	132	20	15.2	1	2	2
17	RUSBY Shane	1990/91	8	70	19	27.1	2	2	2
18	DENIET Scott	2000/01	8	80	19	23.8	2	1	2
19	CONLEY Andrew	1988/89	28	261	19	7.3	1	3	2
20	BURTENSHAW Dave	1997/98	7	60	18	30.0	1	3	-
21	GIBBIE Mick	1991/92	13	141	18	12.8	2	-	4
22	TONKIN Andrew	2002/03	14	148	17	11.5	-	-	6
23	SINCLAIR Bob	1979/80	8	57	16	28.1	2	-	1
24	DEANE Andrew	1983/84	6	63	16	25.4	2	1	1
25	BRAMMY Simon	1994/95	13	95	16	16.8	-	3	2
26	LYNE Mick	1999/00	7	56	15	26.8	1	2	2
27	SCOTT Ron	1994/95	11	77	14	18.2	1	-	4
28	McNAMARA Trinity	1993/94	10	77	13	16.9	1	1	2
29	SIDON Brendon	2000/01	13	109	13	11.9	-	1	2
30	BARNETT Mick	1991/92	3	36	12	33.3	2	1	-
31	EDWARDS Shaun	2004/05	4	27	11	40.7	1	1	1
32	MATTHEWS Jacob	2010/11	6	39	10	25.6	1	1	-
33	MYSTUIK Simon	2000/01	9	58	10	17.2	-	1	2
34	BROWN Mike	1985/86	11	85	10	11.8	-	2	1
35	HODGE David	1979/80	14	101	10	9.9	-	1	2

MOST 3 WICKET INNINGS IN CAREER

Rank	Player Name	Debut	Yrs	Gam	Inn Bowled	Innings figures of				Total 3+ wkt	% of Innings
						6wkt	5wkt	4wkt	3wkt		
1	WILKIN Anthony	1991/92	25	275	279	7	18	25	54	104	37.3
2	BELL Geoff	1980/81	33	312	273	5	9	23	33	70	25.6
3	MARSHALL Ashley	1996/97	20	227	224	5	3	22	38	68	30.4
4	SMITH John	1980/81	35	315	250	5	10	15	30	60	24.0
5	WILLIAMS John	1984/85	16	153	159	3	7	15	30	55	34.6
6	COOMBE Peter A	1982/83	14	110	113	4	8	19	21	52	46.0
7	GIBBIE John	1991/92	9	93	92	9	10	15	17	51	55.4
8	WILLIAMS Scott	1983/84	23	187	192	3	6	11	28	48	25.0
9	BROWN David F	1994/95	20	168	147	3	1	17	19	40	27.2
10	BROWNE Noel	1990/91	19	151	152	3	6	7	23	39	25.7
11	GIBBIE Mick	1991/92	13	141	89	1	2	12	17	32	36.0
12	CRAIGIE Grant	1985/86	25	255	153	3	5	8	15	31	20.3
13	DENIET Scott	2000/01	8	80	91	-	2	13	15	30	33.0
14	SINCLAIR Bob	1979/80	8	57	76	2	5	7	15	29	38.2
15	PAPAGALLO Frank	1980/81	7	56	66	3	4	3	18	28	42.4
16	MAZURKE Danny	1980/81	12	78	89	5	6	7	9	27	30.3
17	HUCKSTEPP Craig	1989/90	18	153	163	6	1	5	15	27	16.6
18	CONLEY Andrew	1988/89	28	261	116	2	1	9	13	25	21.6
19	DEANE Andrew	1983/84	6	63	63	1	5	7	10	23	36.5
20	BURTENSHAW Dave	1997/98	7	60	65	1	5	7	10	23	35.4
21	WILLCOX Steve	1989/90	19	132	141	-	3	5	15	23	16.3
22	McNAMARA Trinity	1993/94	10	77	71	3	4	5	10	22	31.0
23	RUSBY Shane	1990/91	8	70	72	1	-	7	13	21	29.2
24	SIDON Brendon	2000/01	13	109	107	1	2	6	11	20	18.7
25	TONKIN Andrew	2002/03	14	148	125	-	3	7	10	20	16.0

HIGHEST PERCENT OF TEAM WICKETS TAKEN (MIN.200 OVERS) IN CAREER

Rank	Player Name	Debut	Yrs	Gam	Player Wickets	Team Wickets	% of Team Wickets
1	COCHRANE Herb	1983/84	2	19	71	212	33.49
2	EDWARDS Shaun	2004/05	4	27	71	240	29.58
3	ISLAM Robiul	2012/13	4	33	82	281	29.18
4	GIBBIE John	1991/92	9	93	255	874	29.18
5	PAPAGALLO Frank	1980/81	7	56	149	551	27.04
6	LISTON Dave	1997/98	2	20	50	190	26.32
7	SMITH Dave	2003/04	3	17	39	150	26.00
8	COOMBE Peter A	1982/83	14	110	275	1059	25.97
9	BURTENSHAW Dave	1997/98	7	60	137	558	24.55
10	WILKIN Anthony	1991/92	25	275	566	2371	23.87
11	DENIET Scott	2000/01	8	80	171	740	23.11
12	MAZURKE Danny	1980/81	12	78	180	782	23.02
13	BARNETT Mick	1991/92	3	36	78	341	22.87
14	SINCLAIR Bob	1979/80	8	57	156	683	22.84
15	GLENVILLE Jim	1995/96	7	35	73	323	22.60
16	WILLIAMS John	1984/85	16	153	326	1460	22.33
17	MATTHEWS Jacob	2010/11	6	39	67	303	22.11
18	KNOWLES Matthew	1991/92	4	28	53	244	21.72
19	BRUSNAHAN Dale	2014/15	2	25	47	218	21.56
20	BRYSON Brett	2013/14	3	33	58	278	20.86
21	MARSHALL Ashley	1996/97	20	227	394	1913	20.60
22	TRUSCOTT Chad	2010/11	6	31	56	277	20.22
23	BEATTIE John	1999/00	4	30	60	297	20.20
24	LYNE Mick	1999/00	7	56	100	497	20.12
25	RUSBY Shane	1990/91	8	70	131	657	19.94

BEST PLAYER/TEAM BOWLING AVERAGE RATIO (MIN.200 OVERS) IN CAREER

Rank	Player Name	Debut	Yrs	Gam	Player Wkts Ave		Team Wkts Ave		Team/Player Ave. Ratio
1	YOUNG Peter	1989/90	8	64	67	13.8	602	18.8	1.367
2	BEATTIE John	1999/00	4	30	60	12.5	297	17.0	1.360
3	ISLAM Robiul	2012/13	4	33	82	14.2	281	19.3	1.357
4	COCHRANE Herb	1983/84	2	19	71	9.6	212	12.7	1.330
5	GIBBIE John	1991/92	9	93	255	15.0	874	19.8	1.319
6	PATMORE Dave	1979/80	9	64	111	11.4	776	14.8	1.302
7	PATMORE Tim	1979/80	6	38	71	9.2	551	11.7	1.281
8	PANSINI Angelo	2013/14	3	36	57	17.1	305	21.9	1.281
9	BURTENSHAW Dave	1997/98	7	60	137	16.6	558	21.2	1.275
10	BARNETT Mick	1991/92	3	36	78	13.2	341	16.5	1.252
11	WILKIN Anthony	1991/92	25	275	566	16.3	2371	20.1	1.234
12	MYSTUIK Simon	2000/01	9	58	68	18.7	439	22.9	1.228
13	TRUSCOTT Chad	2010/11	6	31	56	16.9	277	20.2	1.197
14	DEANE Andrew	1983/84	6	63	124	15.5	633	18.5	1.191
15	HARPER Brent	2006/07	4	38	64	14.2	351	16.9	1.191

BEST BOWLING STRIKE RATE (MIN.200 OVERS) IN CAREER

Rank	Player Name	Debut	Yrs	Gam	Balls Bowled	Wickets Taken	Balls per Wkt
1	PATMORE Tim	1979/80	6	38	1418	71	19.97
2	PATMORE Dave	1979/80	9	64	2511	111	22.62
3	GIBBIE John	1991/92	9	93	6209	255	24.35
4	YOUNG Peter	1989/90	8	64	1749	67	26.10
5	GLENVILLE Jim	1995/96	7	35	1908	73	26.14
6	COOMBE Peter A	1982/83	14	110	7257	275	26.39
7	ROWE Brenton	1996/97	17	156	1747	64	27.30
8	BEATTIE John	1999/00	4	30	1665	60	27.75
9	PARHAM Trevor	1979/80	36	338	2694	93	28.97
10	COCHRANE Herb	1983/84	2	19	2070	71	29.15
11	HARPER Brent	2006/07	4	38	1866	64	29.16
12	JENNINGS Tony	1980/81	3	28	2112	71	29.75
13	MARSHALL Ashley	1996/97	20	227	11742	394	29.80
14	SINCLAIR Bob	1979/80	8	57	4741	156	30.39
15	DEANE Andrew	1983/84	6	63	3769	124	30.40
16	ISLAM Robiul	2012/13	4	33	2503	82	30.52
17	GIBBIE Mick	1991/92	13	141	5383	176	30.59
18	BRYSON Brett	2013/14	3	33	1779	58	30.67
19	PANSINI Angelo	2013/14	3	36	1749	57	30.68
20	SMITH John	1980/81	35	315	12619	410	30.78
21	TRUSCOTT Chad	2010/11	6	31	1769	56	31.59
22	PAPAGALLO Frank	1980/81	7	56	4766	149	31.99
23	CONLEY Andrew	1988/89	28	261	5634	175	32.19
24	MCNAMARA Trinity	1993/94	10	77	4453	137	32.50
25	HALL Michael	1987/88	9	69	1691	52	32.52

LEAST RUNS CONCEDED PER OVER (MIN.200 OVERS) IN CAREER

Rank	Player Name	Debut	Yrs	Gam	Overs	Mdns	Runs	Runs per 100balls	Runs per Over
1	COCHRANE Herb	1983/84	2	19	345	98	680	32.85	1.97
2	BARNETT Mick	1991/92	3	36	441.2	114	1026	38.75	2.32
3	HURCOMBE Peter	1979/80	4	37	599.1	172	1399	38.92	2.33
4	RUSBY Shane	1990/91	8	70	806.4	213	1983	40.97	2.46
5	WILLIAMS John	1984/85	16	153	2075.1	501	5107	41.02	2.46
6	SINCLAIR Bob	1979/80	8	57	790.1	202	1999	42.16	2.53
7	BLACK Paul	1991/92	3	21	220.1	51	565	42.77	2.57
8	MITCHELL Rick	1990/91	4	32	293.4	69	776	44.04	2.64
9	WILKIN Anthony	1991/92	25	275	3472.4	894	9202	44.16	2.65
10	BROOKER Christian	2013/14	3	27	218.5	53	582	44.33	2.66
11	BEATTIE John	1999/00	4	30	277.3	71	751	45.11	2.71
12	PATMORE Tim	1979/80	6	38	236.2	66	650	45.84	2.75
13	BELL Geoff	1980/81	33	312	2846.2	649	7898	46.25	2.77
14	ISLAM Robiul	2012/13	4	33	417.1	107	1166	46.58	2.80
15	KUSTERMANN Bernie	1988/89	4	23	231	46	649	46.83	2.81
16	PAPAGALLO Frank	1980/81	7	56	794.2	176	2235	46.89	2.81
17	LISTON Dave	1997/98	2	20	303.1	64	856	47.06	2.82
18	WILLIAMS Scott	1983/84	23	187	2124	464	6078	47.69	2.86
19	BURTENSHAW Dave	1997/98	7	60	783.2	173	2277	48.45	2.91
20	MAZURKE Danny	1980/81	12	78	1102	232	3220	48.70	2.92
21	HUCKSTEPP Craig	1989/90	18	153	1361.2	280	3978	48.70	2.92
22	HARPER Brent	2006/07	4	38	311	62	909	48.71	2.92
23	JOYCE Steve	1979/80	6	42	338	64	1005	49.56	2.97
24	HODGE David	1979/80	14	101	521.1	110	1550	49.57	2.97
25	SCOTT Ron	1994/95	11	77	844.1	183	2515	49.65	2.98

HIGHEST PERCENT OF HORRIBLE OVERS - 10 RUNS OR MORE (MIN.200 OVERS) IN CAREER

Rank	Player Name	Debut	Yrs	Gam	Overs Bowled	Overs Conceding			Tot 10+ Overs	%of 10+ Overs	Runs per Over
						20+	15-19	10-14			
1	FROST Justin	2005/06	5	45	426.1	-	7	44	51	11.97	4.58
2	GIBBIE Dom	1991/92	25	270	287.2	1	3	26	30	10.44	4.66
3	TONKIN Braedon	2007/08	9	90	409.4	4	4	34	42	10.25	4.55
4	ROWE Brenton	1996/97	17	156	291.1	-	5	23	28	9.62	4.39
5	DAVIDSON Phil	1993/94	23	198	229.2	-	1	21	22	9.59	4.37
6	CONROY Jason	1989/90	22	180	354.5	-	5	24	29	8.17	4.07
7	MARKS Greg	2009/10	7	69	208.3	-	4	13	17	8.15	3.50
8	LANDORF Jason	1993/94	4	29	249.1	-	3	17	20	8.03	3.86
9	SCHULTZ Kristian	1997/98	19	200	388.1	1	5	24	30	7.73	3.82
10	GIBBIE John	1991/92	9	93	1034.5	2	14	61	77	7.44	3.69
11	SWIFT Andrew	1999/00	14	82	201.4	2	3	10	15	7.44	4.58
12	PARHAM Trevor	1979/80	36	338	449	1	9	23	33	7.35	3.89
13	LUONG Bang	1995/96	10	80	223.3	-	2	14	16	7.16	4.04
14	BRYSON Brett	2013/14	3	33	296.3	-	1	20	21	7.08	3.68
15	EDWARDS Shaun	2004/05	4	27	409.4	3	3	23	29	7.08	3.86

MOST WICKETS PER INNINGS BOWLED (MIN.200 OVERS) IN CAREER

Rank	Player Name	Debut	Yrs	Gam	Innings Bowled	Wkts	Wickets per Inn	Balls per Inn	Balls per Wkt
1	COCHRANE Herb	1983/84	2	19	21	71	3.38	99	29.2
2	GIBBIE John	1991/92	9	93	92	255	2.77	67	24.3
3	COOMBE Peter A	1982/83	14	110	113	275	2.43	64	26.4
4	ISLAM Robiul	2012/13	4	33	36	82	2.28	70	30.5
5	PAPAGALLO Frank	1980/81	7	56	66	149	2.26	72	32.0
6	EDWARDS Shaun	2004/05	4	27	32	71	2.22	77	34.6
7	LISTON Dave	1997/98	2	20	23	50	2.17	79	36.4
8	SMITH Dave	2003/04	3	17	18	39	2.17	80	36.8
9	BURTENSHAW Dave	1997/98	7	60	65	137	2.11	72	34.3
10	PATMORE Dave	1979/80	9	64	54	111	2.06	47	22.6

MOST WICKETS BOWLED IN CAREER

Rank	Player Name	Debut	Yrs	Gam	Bowled	Tot.Wkts	% Bowled
1	WILKIN Anthony	1991/92	25	275	183	566	32.3
2	BELL Geoff	1980/81	33	312	163	468	34.8
3	WILLIAMS John	1984/85	16	153	158	326	48.5
4	WILLIAMS Scott	1983/84	23	187	131	325	40.3
5	MARSHALL Ashley	1996/97	20	227	102	394	25.9
6	SMITH John	1980/81	35	315	102	410	24.9
7	HUCKSTEPP Craig	1989/90	18	153	87	209	41.6
8	BROWN David F	1994/95	20	168	76	271	28.0
9	PAPAGALLO Frank	1980/81	7	56	75	149	50.3
10	CRAIGIE Grant	1985/86	25	255	70	229	30.6

MOST WICKETS LBW IN CAREER

Rank	Player Name	Debut	Yrs	Gam	LBW's	Tot.Wkts	% LBW
1	SMITH John	1980/81	35	315	49	410	12.0
2	WILKIN Anthony	1991/92	25	275	49	566	8.7
3	BELL Geoff	1980/81	33	312	44	468	9.4
4	MARSHALL Ashley	1996/97	20	227	41	394	10.4
5	WILLIAMS John	1984/85	16	153	39	326	12.0
6	WILLIAMS Scott	1983/84	23	187	32	325	9.8
7	SIDON Brendon	2000/01	13	109	28	155	18.1
8	CRAIGIE Grant	1985/86	25	255	27	229	11.8
9	ISLAM Robiul	2012/13	4	33	20	82	24.4
10	HUCKSTEPP Craig	1989/90	18	153	20	209	9.6

MOST WICKETS STUMPED IN CAREER

Rank	Player Name	Debut	Yrs	Gam	Stumped	Tot.Wkts	% Stumped
1	COOMBE Peter A	1982/83	14	110	61	275	22.2
2	BROWNE Noel	1990/91	19	151	57	244	23.4
3	GIBBIE John	1991/92	9	93	41	255	16.1
4	CONLEY Andrew	1988/89	28	261	39	175	22.3
5	GIBBIE Mick	1991/92	13	141	32	176	18.2
6	SMITH John	1980/81	35	315	13	410	3.2
7	PATMORE Tim	1979/80	6	38	10	71	14.1
8	PARHAM Trevor	1979/80	36	338	10	93	10.8
9	PATMORE Dave	1979/80	9	64	10	111	9.0
10	FROST Justin	2005/06	5	45	7	66	10.6

OVER BY OVER BOWLING ANALYSIS IN CAREER

Rank	Player Name	Debut	Yrs	Gam	WICKETS in Overs				AVERAGE in Overs				STRIKE/R in Overs				RUNS/OVER in Overs			
					1-5	6-10	11+	ALL	1-5	6-10	11+	ALL	1-5	6-10	11+	ALL	1-5	6-10	11+	ALL
1	WILKIN Anthony	1991/92	25	275	159	173	231	566	20	17	13	16	51	39	26	37	2.3	2.7	3.0	2.6
2	BELL Geoff	1980/81	33	312	194	153	120	468	18	17	15	17	41	38	28	36	2.7	2.7	3.2	2.8
3	SMITH John	1980/81	35	315	203	135	70	410	17	18	18	17	33	30	28	31	3.1	3.6	4.0	3.4
4	MARSHALL Ashley	1996/97	20	227	195	150	49	394	18	17	18	18	33	27	29	30	3.3	3.7	3.7	3.5
5	WILLIAMS John	1984/85	16	153	109	96	121	326	15	17	16	16	43	42	32	38	2.0	2.4	2.9	2.5
6	WILLIAMS Scott	1983/84	23	187	126	114	85	325	19	18	19	19	44	39	33	39	2.6	2.8	3.4	2.9
7	COOMBE Peter A	1982/83	14	110	105	105	65	275	17	14	15	15	31	23	26	26	3.3	3.6	3.4	3.5
8	BROWN David F	1994/95	20	168	113	86	72	271	18	20	15	18	36	36	27	34	3.0	3.2	3.4	3.2
9	GIBBIE John	1991/92	9	93	102	75	78	255	15	16	14	15	25	25	22	24	3.6	3.8	3.7	3.7
10	BROWNE Noel	1990/91	19	151	102	88	54	244	26	24	20	24	43	38	34	39	3.7	3.8	3.6	3.7
11	CRAIGIE Grant	1985/86	25	255	97	70	62	229	23	25	16	22	45	42	25	38	3.1	3.5	3.9	3.4
12	HUCKSTEPP Craig	1989/90	18	153	110	77	21	209	19	18	21	19	41	35	43	39	2.8	3.1	3.0	2.9
13	MAZURKE Danny	1980/81	12	78	55	64	49	180	21	16	19	18	46	33	34	37	2.7	2.9	3.4	2.9
14	GIBBIE Mick	1991/92	13	141	80	58	38	176	17	18	20	18	32	31	29	31	3.3	3.6	4.0	3.6
15	WILCOX Steve	1989/90	19	132	71	63	42	176	28	26	17	25	58	45	32	47	2.9	3.5	3.1	3.2
16	CONLEY Andrew	1988/89	28	261	78	58	39	175	25	17	18	21	39	29	25	32	3.9	3.6	4.2	3.9
17	DENIET Scott	2000/01	8	80	50	72	49	171	24	17	19	20	54	30	31	37	2.7	3.3	3.7	3.2
18	TONKIN Andrew	2002/03	14	148	70	64	24	158	28	20	25	24	49	34	34	40	3.4	3.5	4.5	3.6
19	SINCLAIR Bob	1979/80	8	57	59	51	46	156	15	14	9	13	37	32	20	30	2.4	2.5	2.8	2.5
20	SIDON Brendon	2000/01	13	109	68	48	39	155	22	23	22	22	46	49	34	43	2.8	2.9	3.8	3.1

ALL TIME BEST PARTNERSHIPS

Rank	Wkt	Runs	Player Names	GrDv	Opposition	Rnd	Year
1	1st	260*	PANSINI Angelo 212* & HUGHES Peter 40*	D 7	HAMILTON	2	2015/16
2	2nd	238*	CRAIGIE Grant 109* & CONLEY Andrew 163*	C 6	SOUTH ROAD	2	2011/12
3	4th	228*	CONROY Brian 153* & NOBLE Bob 65*	B 5	KENILWORTH	7	1982/83
4	1st	211*	LIPSETT Wes 104* & SCHULTZ Kristian 100*	A 2	SHEIDOW PARK	4	2013/14
5	1st	211	HARRIS Glenn 126 & HUGHES Peter 125	D 7	WOODCROFT	FS	2015/16
6	5th	204*	BROWN David F 71* & PARHAM Trevor 179*	C 5	ST GEORGE	9	2004/05
7	2nd	194	SCHMIAUKE Marc 88 & BELSAK Andrew 117	A 2	MORPHETTville	3	2015/16
8	4th	190*	EDWARDS Rob 106* & PARHAM Trevor 105*	A 1	STATE BANK	8	1987/88
9	2nd	186	BURNETT Christian 82 & CONLEY Andrew 126	C 6	ICC SHARKS	4	2009/10
10	2nd	184	CONLEY Andrew 85 & MONAGHAN Scott 114	B 4	SOUTH PARK	11	2013/14
11	3rd	181	BELL Geoff 56 & HODGE Andrew 123	D 5	HECTORVILLE	3	1997/98
12	3rd	179	THOMSON Peter 118 & COLTON Don 75*	D 5	MODBURY HEIGHT	7	1994/95
13	4th	172	RILEY Ian 45 & CONLEY Andrew 161	A 1	SHEIDOW PARK	10	1995/96
14	4th	168*	SHAW Phil 100* & YOUNG Peter 123*	C 5	KESWICK	4	1991/92
15	4th	168	HOPPENBROUWERS Ron 63 & HODGE Andrew 112	D 5	KENILWORTH	9	1994/95
16	6th	165	HODGE Andrew 71 & WILLIAMS John 108*	A 1	COROMANDEL RAM	1	1988/89
17	3rd	165	COOMBE Craig 29 & HARRISON Graham 207	D 6	MITCHAM	2	1991/92
18	3rd	163	GIBBIE Dom 50 & HUGHES Peter 107	C 4	COROMANDEL	9	1993/94
19	6th	162	BURNETT Bill 108 & WILLIAMS John 106*	A 1	ANZ BANK	10	1990/91
20	2nd	160	BURNETT Tom 81 & DEANE Andrew 106	A 1	SOUTH ROAD	5	1987/88
21	5th	160	LIPSETT Wes 69 & HARPER Brent 96	A 2	KESWICK	GF	2009/10
22	3rd	159*	GIBBIE Dom 31* & CONLEY Andrew 120*	C 6	COROMANDEL RAM	7	2011/12
23	5th	159	CONROY Brian 111 & BELL Geoff 69	D 6	MODBURY HEIGHT	FS	1992/93
24	1st	158	PALMER Dave 59 & TONKIN Andrew 105	B 4	ICC SHARKS	2	2012/13
25	1st	157	EMERY Peter 122 & BALDOCK Gary 47	D 6	ST MARKS	7	1992/93
26	6th	156	CONROY Brian 97 & SMITH John 100*	D 6	KENILWORTH	4	1991/92
27	2nd	153	HUXTABLE Andrew 92 & McCULLOUGH Mick 66	C 4	COWANDILLA	1	1992/93
28	3rd	153	WILLIAMS Mark 64 & CONLEY Andrew 96	A 1	ICC SHARKS	8	2000/01
29	1st	151*	DEY Richard 52* & DAVIDSON Phil 81*	A 1	COROMANDEL RAM	7	2003/04
30	4th	151	NOBLE Bob 92 & HUGHES Peter 81	B 3	ROSEWATER	9	1985/86

ALL TIME BEST PARTNERSHIPS FOR EACH WICKET

Rank	Wkt	Runs	Player Names	GrDv	Opposition	Rnd	Year
1	1st	260*	PANSINI Angelo 212* & HUGHES Peter 40*	D 7	HAMILTON	2	2015/16
2	1st	211*	LIPSETT Wes 104* & SCHULTZ Kristian 100*	A 2	SHEIDOW PARK	4	2013/14
3	1st	211	HARRIS Glenn 126 & HUGHES Peter 125	D 7	WOODCROFT	FS	2015/16
4	1st	158	PALMER Dave 59 & TONKIN Andrew 105	B 4	ICC SHARKS	2	2012/13
5	1st	157	EMERY Peter 122 & BALDOCK Gary 47	D 6	ST MARKS	7	1992/93
1	2nd	238*	CRAIGIE Grant 109* & CONLEY Andrew 163*	C 6	SOUTH ROAD	2	2011/12
2	2nd	194	SCHMIAUKE Marc 88 & BELSAK Andrew 117	A 2	MORPHETTville	3	2015/16
3	2nd	186	BURNETT Christian 82 & CONLEY Andrew 126	C 6	ICC SHARKS	4	2009/10
4	2nd	184	CONLEY Andrew 85 & MONAGHAN Scott 114	B 4	SOUTH PARK	11	2013/14
5	2nd	160	BURNETT Tom 81 & DEANE Andrew 106	A 1	SOUTH ROAD	5	1987/88
1	3rd	181	BELL Geoff 56 & HODGE Andrew 123	D 5	HECTORVILLE	3	1997/98
2	3rd	179	THOMSON Peter 118 & COLTON Don 75*	D 5	MODBURY HEIGHT	7	1994/95
3	3rd	165	COOMBE Craig 29 & HARRISON Graham 207	D 6	MITCHAM	2	1991/92
4	3rd	163	GIBBIE Dom 50 & HUGHES Peter 107	C 4	COROMANDEL	9	1993/94
5	3rd	159*	GIBBIE Dom 31* & CONLEY Andrew 120*	C 6	COROMANDEL RAM	7	2011/12
1	4th	228*	CONROY Brian 153* & NOBLE Bob 65*	B 5	KENILWORTH	7	1982/83
2	4th	190*	EDWARDS Rob 106* & PARHAM Trevor 105*	A 1	STATE BANK	8	1987/88
3	4th	172	RILEY Ian 45 & CONLEY Andrew 161	A 1	SHEIDOW PARK	10	1995/96
4	4th	168*	SHAW Phil 100* & YOUNG Peter 123*	C 5	KESWICK	4	1991/92
5	4th	168	HOPPENBROUWERS Ron 63 & HODGE Andrew 112	D 5	KENILWORTH	9	1994/95
1	5th	204*	BROWN David F 71* & PARHAM Trevor 179*	C 5	ST GEORGE	9	2004/05
2	5th	160	LIPSETT Wes 69 & HARPER Brent 96	A 2	KESWICK	GF	2009/10
3	5th	159	CONROY Brian 111 & BELL Geoff 69	D 6	MODBURY HEIGHT	FS	1992/93
4	5th	148	HODGE Andrew 104 & BURNETT Bill 46*	A 5	KESWICK	9	1980/81
5	5th	135	GIBBIE John 52 & LANDORF Jason 95	D 5	NORWOOD UNION	1	1994/95
1	6th	165	HODGE Andrew 71 & WILLIAMS John 108*	A 1	COROMANDEL RAM	1	1988/89
2	6th	162	BURNETT Bill 108 & WILLIAMS John 106*	A 1	ANZ BANK	10	1990/91
3	6th	156	CONROY Brian 97 & SMITH John 100*	D 6	KENILWORTH	4	1991/92
4	6th	140	WEEKS Steve 45 & BURNETT Bill 153	A 1	MITCHELL PARK	2	1995/96
5	6th	133	MARSHALL Ashley 76 & DEY Richard 68	B 4	SHEIDOW PARK	1	2012/13
1	7th	124	SHAW Phil 51 & CONROY Brian 122	C 6	MODBURY HEIGHT	8	1990/91
2	7th	122*	SMITH John 38* & GARRICK Paul 74*	C 4	SHEIDOW PARK	10	1992/93
3	7th	116	HUCKSTEPP Craig 22 & DALY Mick 114*	C 6	MITSUBISHI	1	1990/91
4	7th	109	SHIPP Andrew 43 & COOMBE Peter A 58	B 2	KESWICK	9	1987/88
5	7th	107*	GIBBIE John 61* & HODGE Andrew 56*	D 5	HECTORVILLE	FS	1997/98
1	8th	126*	MARTIN Anthony 43* & MONAGHAN Scott 90*	B 4	MORPHETT VALE	7	2014/15
2	8th	118*	MARSHALL Ashley 45* & DEY Richard 66*	B 4	MORPHETT VALE	6	2015/16
3	8th	115	HALL John 18 & GIBBIE John 164*	D 5	MITSUBISHI	11	1993/94
4	8th	115	LUONG Bang 27 & BELL Geoff 98*	D 5	WESTMINSTER O.	10	1997/98
5	8th	101	HUGHES Peter 103 & WEBLEY Troy 95*	B 4	WESTERN YOUTH	11	2007/08
1	9th	119	MARSHALL Ashley 39 & TONKIN Andrew 61*	A 2	KESWICK	4	2008/09
2	9th	102	MAZURKE Danny 78 & ELLIS Steve 55*	C 6	PLYMPTON FOOTB	2	1990/91
3	9th	92	WILKIN Anthony 46 & SMITH John 40	B 3	SOUTH PARK	9	2005/06
4	9th	82	REVELL Glen 31 & BROWNE Noel 98*	C 6	SHEIDOW PARK	8	2010/11
5	9th	75	CONROY Brian 98 & CRAM Don 53	B 2	KENILWORTH	3	1987/88
1	10th	81	RUSSELL Nic 68 & DENIET Josh 21*	A 2	WESTERN YOUTH	6	2011/12
2	10th	80	TONKIN Andrew 64 & SMITH John 18*	C 4	NORTH HAVEN	3	2002/03
3	10th	79	WILLIAMS Scott 19 & BARKER Terry 59*	A 2	KESWICK	2	1983/84
4	10th	67	RANGER Brenton 35 & HODGE David 70*	B 6	COROMANDEL	2	1981/82
5	10th	64	BROWN Andrew 45 & JOYCE Steve 21*	D 5	COROMANDEL RAM	11	1994/95

ALL TIME HIGHEST INDIVIDUAL SCORES

Rank	Playr Score	Player Name	Time Min	% Tm	% Cr	Scoring 6s	Stroke 4s	Stroke 3s	Stroke 2s	Stroke 1s	Bat Pos	Grade & Div	Opposition	Rnd	Year
1	212*	PANSINI Angelo	100	82	82	17	18	-	10	18	Open	D 7	HAMILTON	2	2015/16
2	207	HARRISON Graham	156	66	81	7	30	1	7	28	No4	D 6	MITCHAM	2	1991/92
3	188	EDWARDS Rob	207	69	74	12	16	-	12	28	No3	C 5	SOUTHERN	10	1995/96
4	179*	PARHAM Trevor	234	63	63	3	25	-	10	41	Open	C 5	ST GEORGE	9	2004/05
5	164*	GIBBIE John	144	62	72	8	18	-	8	28	No8	D 5	MITSUBISHI	11	1993/94
6	163*	CONLEY Andrew	154	50	50	3	29	-	-	29	Open	C 6	SOUTH ROAD	2	2011/12
7	161	CONLEY Andrew	240	43	56	3	24	3	8	22	Open	A 1	SHEIDOW PARK	10	1995/96
8	156*	CONROY Brian	145	61	69	12	11	-	7	26	No4	B 5	ADELAIDE CAVAL	9	1982/83
9	155	EMERY Peter	115	42	84	21	4	-	-	13	Open	D 6	KESWICK	9	1992/93
10	153*	CONROY Brian	95	52	67	12	14	-	4	17	No5	B 5	KENILWORTH	7	1982/83
11	153	BURNETT Bill	285	60	60	1	13	5	22	36	No3	A 1	MITCHELL PARK	2	1995/96
12	146	MITCHELL Rick	132	47	79	7	14	1	12	21	Open	A 1	STATE BANK	11	1990/91
13	146	O'CONNELL Lachlan	153	45	78	9	14	2	7	16	Open	A 1	MORPHETTVILLE	4	1999/00
14	146	PANSINI Angelo	167	46	64	6	21	-	3	20	No3	B 4	COROMANDEL RAM	5	2013/14
15	144	HOLST Bill	202	51	60	2	23	-	7	26	No5	C 4	MITCHELL PARK	7	1992/93
16	140	HALL Michael	250	39	46	-	23	-	6	36	Open	B 2	SHEIDOW PARK	6	1994/95
17	140	GIBBIE Dom	191	45	59	1	27	-	4	13	Open	C 5	ICC SHARKS	11	2001/02
18	140	PALMER Dave	212	56	58	3	13	2	20	24	Open	B 4	PLYMPTON FOOTB	1	2006/07
19	136*	RUSSELL Nic	181	42	52	4	16	-	11	26	No4	C 5	ST GEORGE	3	2008/09
20	135*	EDWARDS Rob	232	50	50	3	16	-	8	32	No3	B 2	SHEIDOW PARK	2	1998/99
21	133*	DALY Mick	188	49	49	5	19	-	2	23	Open	B 6	SOUTH ROAD	1	1981/82
22	133*	BURNETT Bill	200	44	50	1	18	-	-	55	No4	A 3	HECTORVILLE	3	1982/83
23	133	COOMBE Peter J	153	48	65	4	18	-	10	17	Open	D 6	NORTH PARK	3	1991/92
24	129*	CONLEY Andrew	254	50	50	1	19	-	5	37	Open	B 4	HAMILTON	10	2013/14
25	128	PARHAM Trevor	140	43	68	3	18	-	9	20	Open	C 7	SOUTH ROAD	2	2006/07
26	127*	MELLORS Greg	133	46	63	7	17	-	2	13	No4	D 6	SHEIDOW PARK	8	2002/03
27	126	CONLEY Andrew	207	47	50	1	20	-	5	30	Open	C 6	ICC SHARKS	4	2009/10
28	126	HARRIS Glenn	180	36	60	3	19	-	4	24	Open	D 7	WOODCROFT	FS	2015/16
29	125*	HODGE Andrew	148	45	54	3	16	-	11	21	No4	D 6	KENILWORTH	8	1996/97
30	125	HUGHES Peter	243	36	39	1	15	-	10	39	Open	D 7	WOODCROFT	FS	2015/16
31	124*	CONLEY Andrew	305	54	54	-	10	-	20	44	Open	A 1	KESWICK	8	1994/95
32	123*	YOUNG Peter	150	42	46	1	21	-	2	29	No3	C 5	KESWICK	4	1991/92
33	123*	HUGHES Peter	171	47	53	2	15	-	13	25	No4	B 4	NORTH HAVEN	8	2012/13
34	123	DALY Mick	161	43	67	3	16	-	10	21	Open	C 6	MITCHAM	3	1989/90
35	123	HODGE Andrew	120	58	68	3	19	3	5	10	No4	D 5	HECTORVILLE	3	1997/98
36	122*	CONLEY Andrew	233	51	51	-	19	-	8	30	Open	C 6	SOUTH PARK	FS	2009/10
37	122	CONROY Brian	84	41	78	10	10	-	3	16	No8	C 6	MODBURY HEIGHT	8	1990/91
38	122	EMERY Peter	95	48	78	11	10	-	-	16	Open	D 6	ST MARKS	7	1992/93
39	121*	TONKIN Andrew	100	43	68	9	13	-	1	13	No6	D 7	ST GEORGE	11	2013/14
40	120*	CONLEY Andrew	169	67	67	5	17	-	2	18	Open	C 6	COROMANDEL RAM	7	2011/12
41	119	GIBBIE Mick	274	48	51	7	8	-	10	25	Open	B 3	SOUTHERN	GF	2001/02
42	118*	MITCHELL Rick	98	65	65	7	10	1	11	11	Open	A 1	ADELAIDE CAVAL	11	1993/94
43	118	THOMSON Peter	168	42	63	3	13	1	9	27	No3	D 5	MODBURY HEIGHT	7	1994/95
44	118	ALSOP Greg	185	44	52	2	10	1	13	37	Open	B 3	MORPHETTVILLE	3	2001/02
45	117	BELSAK Andrew	141	38	55	4	15	-	3	27	No3	A 2	MORPHETTVILLE	3	2015/16
46	116	HODGE Andrew	178	36	44	5	13	-	3	28	No4	D 6	KESWICK	10	1996/97
47	115*	SHIPP Andrew	135	41	52	-	14	7	8	22	No4	B 3	SOUTH ROAD	5	1985/86
48	115*	GIBBIE Dom	227	44	44	3	11	-	9	35	Open	C 5	COROMANDEL RAM	3	2001/02
49	114*	DALY Mick	120	38	65	6	13	-	5	16	No8	C 6	MITSUBISHI	1	1990/91
50	114	FORSTER Tony	154	39	56	-	21	1	7	13	Open	A 1	CAMPB'TOWN/ANZ	7	1997/98
51	114	MONAGHAN Scott	149	38	57	3	17	-	2	24	No3	B 4	SOUTH PARK	11	2013/14
52	113*	GIBBIE Mick	160	57	57	1	15	2	10	21	Open	B 2	SEACOMBE SALV'	5	1998/99
53	113	DALY Mick	140	42	62	2	15	-	7	27	Open	B 6	COROMANDEL RAM	6	1981/82
54	113	EDWARDS Rob	220	41	46	1	16	-	6	31	No3	C 5	ICC SHARKS	7	1996/97
55	113	ALSOP Greg	200	41	49	6	7	1	10	26	Open	B 3	HECTORVILLE	6	2001/02
56	113	McNAMARA Trinity	80	50	72	5	13	1	8	12	Open	A 2	NORTH HAVEN	11	2008/09
57	113	CONLEY Andrew	168	45	48	4	15	-	-	29	Open	C 6	WESTERN YOUTH	6	2009/10
58	113	BROOKER Christian	145	38	44	4	14	-	1	31	No3	B 4	SOUTH PARK	10	2014/15
59	112	HODGE Andrew	154	40	53	2	12	3	9	20	No4	D 5	KENILWORTH	9	1994/95
60	111*	BURNETT Bill	190	49	54	-	10	2	12	41	No4	A 2	CIVIL AVIATION	4	1983/84
61	111	CONROY Brian	70	56	69	8	11	-	4	11	No5	B 6	M.P.S.M.	3	1981/82
62	111	CONROY Brian	118	46	70	7	9	-	7	19	No6	D 6	MODBURY HEIGHT	FS	1992/93
63	111	McNAMARA Trinity	114	47	65	10	5	-	12	7	No6	C 5	PLYMPTON FOOTB	9	1996/97
64	111	MELLORS Greg	135	43	59	4	10	-	8	31	No6	D 5	PLYMPTON FOOTB	6	1999/00
65	110*	BURNETT Bill	162	44	58	4	9	1	9	29	No5	A 2	ANZ BANK	7	1984/85
66	110	BURNETT Bill	230	53	59	-	9	6	13	30	No4	A 2	KARANA	FS	1984/85
67	110	FORSTER Tony	269	43	51	7	5	1	9	27	Open	A 1	PLYMPTON FOOTB	1	1997/98
68	109*	CRAIGIE Grant	100	33	46	8	10	-	1	19	No3	C 6	SOUTH ROAD	2	2011/12
69	109	HOLST Bill	212	52	54	-	11	1	10	42	Open	C 6	NORTH HAVEN	8	1989/90
70	109	GIBBIE John	190	44	52	4	6	2	15	25	No6	D 6	COROMANDEL	GF	1996/97
71	109	O'CONNELL Lachlan	89	63	83	10	7	-	5	11	Open	A 1	COROMANDEL	10	2000/01
72	109	SWIFT Andrew	105	69	69	5	14	-	3	17	Open	D 6	KENILWORTH	1	2003/04
73	108*	CAMPBELL Peter	55	62	84	11	8	-	-	10	No3	B 7	PLYMPTON FOOTB	4	1980/81
74	108*	WILLIAMS John	95	38	58	7	9	-	5	20	No7	A 1	COROMANDEL RAM	1	1988/89
75	108*	PARHAM Trevor	150	28	50	-	16	2	5	28	No4	A 1	KENILWORTH	11	1994/95
76	108	BURNETT Bill	185	29	42	-	11	3	15	25	No5	A 1	ANZ BANK	10	1990/91
77	108	GIBBIE John	141	40	59	5	11	-	2	30	No3	D 6	PLYMPTON FOOTB	7	1995/96
78	108	CRAIGIE Grant	118	26	52	4	13	-	-	32	No5	C 6	PORT NOARLUNGA	2	2014/15
79	107*	EDWARDS Rob	152	52	52	1	11	1	12	30	Open	B 3	COWANDILLA	9	1990/91
80	107*	HEDGER John	200	56	64	1	10	1	17	24	No5	A 1	PLYMPTON FOOTB	1	1991/92
81	107*	HUGHES Peter	118	60	63	-	22	-	1	17	No4	B 3	KESWICK	4	2010/11
82	107	HUGHES Peter	154	41	55	1	13	-	5	39	No4	C 4	COROMANDEL	9	1993/94
83	107	BELL Geoff	184	43	52	-	14	-	8	35	Open	D 6	HECTORVILLE	9	2001/02
84	107	LORD Adam	100	43	57	3	18	-	1	15	No6	D 6	MITCHELL PARK	4	2003/04
85	107	CRAIGIE Grant	165	43	58	4	12	-	6	23	No3	C 6	COROMANDEL	4	2007/08
86	106*	EDWARDS Rob	112	43	56	7	8	-	5	22	No5	A 1	STATE BANK	8	1987/88
87	106*	WILLIAMS John	118	28	57	8	5	2	5	17	No7	A 1	ANZ BANK	10	1990/91
88	106*	BURNETT Bill	176	48	66	1	13	2	10	22	No5	A 1	GLENELG ANA	10	1997/98
89	106	DEANE Andrew	220	45	48	1	9	2	14	30	No3	A 1	SOUTH ROAD	5	1987/88
90	106	ALSOP Greg	153	49	68	2	15	-	8	18	Open	B 2	KESWICK	6	2000/01
91	106	CHYER Paul	136	48	58	3	14	-	5	22	Open	D 6	ST GEORGE	4	2001/02
92	105*	PARHAM Trevor	185	43	43	2	9	1	10	34	Open	A 1	STATE BANK	8	1987/88

ALL TIME HIGHEST INDIVIDUAL SCORES CONTINUED...

	Rank	Playr Score	Player Name	Time Min	% Tm	% Cr	Scoring 6s	Stroke 4s	Stroke 3s	Stroke 2s	Stroke 1s	Bat Pos	Grade &Div	Opposition	Rnd	Year
	93	105	HEDGER John	215	47	66	3	6	5	11	26	No4	A 1	NORTH HAVEN	FS	1991/92
	94	105	BELL Geoff	192	44	54	1	15	-	5	29	No3	C 4	RIDGE PARK	7	1993/94
	95	105	ROUTLEDGE Steve	145	43	59	2	9	-	16	25	No5	A 2	COROMANDEL RAM	11	2007/08
	96	105	TEMBY Paul	148	53	71	1	14	-	12	19	No5	A 2	WESTERN YOUTH	5	2010/11
	97	105	TONKIN Andrew	179	41	52	1	15	1	8	20	Open	B 4	ICC SHARKS	2	2012/13
	98	104*	LIPSETT Wes	140	49	49	2	15	1	2	25	Open	A 2	SHEIDOW PARK	4	2013/14
	99	104	HODGE Andrew	95	41	63	7	9	-	6	14	No5	A 5	KESWICK	9	1980/81
	100	104	O'CONNELL Lachlan	157	48	75	6	6	2	11	16	No4	A 1	GLENELG ANA	11	2000/01
	101	103*	BARLEY James	131	35	54	9	7	-	3	15	No5	D 7	MITCHELL PARK	5	2014/15
	102	103	CONROY Brian	105	34	60	5	13	-	6	9	No5	B 3	WESTMINSTER O.	7	1985/86
	103	103	GIBBIE John	152	41	53	5	13	-	2	17	No4	D 5	RIDGE PARK	4	1994/95
	104	103	PARHAM Trevor	164	35	70	1	15	1	7	20	Open	B 2	MODBURY HEIGHT	6	1996/97
	105	103	ALSOP Greg	121	37	75	6	13	-	1	13	Open	B 3	KESWICK	5	2001/02
	106	103	HUGHES Peter	145	27	41	-	17	-	6	23	No5	B 4	WESTERN YOUTH	11	2007/08
	107	102*	GIBBIE Mick	230	45	45	2	11	2	15	10	Open	A 1	SOUTH ROAD	5	1991/92
	108	102*	EDWARDS Rob	249	50	50	1	6	2	9	48	Open	B 2	STATE BANK	2	1992/93
	109	102*	BELL Geoff	233	48	48	-	6	1	13	49	Open	D 5	MITCHELL PARK	1	1998/99
	110	102	EDWARDS Rob	229	39	45	1	10	1	9	35	Open	B 3	KESWICK	6	1990/91
	111	102	HARRISON Graham	206	53	68	-	17	1	7	17	No4	A 1	COROMANDEL RAM	4	1998/99
	112	101*	PARHAM Trevor	150	39	55	-	15	-	6	29	No3	A 4	ANZ BANK	10	1981/82
	113	101*	FRANKCOM John	217	48	50	2	8	1	18	18	No3	A 1	KESWICK	10	1993/94
	114	101*	PALMER Dave	238	50	50	-	4	7	17	30	Open	B 2	NORTH HAVEN	9	1999/00
	115	101*	YOUNG Peter	113	51	76	7	10	-	3	13	No10	D 6	SHEIDOW PARK	9	2003/04
	116	101	PARHAM Trevor	115	37	59	2	15	-	2	25	No3	A 3	KARANA	1	1982/83
	117	101	PARHAM Trevor	97	45	74	8	8	-	1	19	Open	C 7	NORTH HAVEN	7	2006/07
	118	101	LIPSETT Wes	77	49	63	2	17	-	4	13	No3	A 2	WESTERN YOUTH	6	2013/14
	119	100*	BURNETT Tom	172	48	52	-	11	3	8	31	No3	A 6	KENILWORTH	11	1979/80
	120	100*	SHAW Phil	80	34	60	5	11	-	4	18	No5	C 5	KESWICK	4	1991/92
	121	100*	SMITH John	210	28	33	-	10	1	8	41	No3	D 6	KENILWORTH	4	1991/92
	122	100*	HODGE Andrew	124	35	55	4	13	-	5	14	No6	D 5	COROMANDEL RAM	2	1994/95
	123	100*	BURNETT Bill	219	40	49	3	6	2	12	28	No3	A 1	HECTORVILLE	7	1995/96
	124	100*	SCHULTZ Kristian	140	47	47	3	13	1	6	15	Open	A 2	SHEIDOW PARK	4	2013/14
	125	100	PARHAM Trevor	220	39	45	1	10	-	12	30	Open	A 2	KESWICK	3	1984/85
	126	100	DEANE Andrew	171	36	52	4	7	1	8	29	No3	A 1	KENILWORTH	9	1988/89
	127	100	PERRYMAN Gavin	154	47	70	4	6	2	13	20	No7	B 2	MITCHELL PARK	2	1994/95
	128	100	CONLEY Andrew	160	37	46	-	19	-	1	22	Open	C 6	COROMANDEL RAM	5	2009/10
	129	99	McNAMARA Trinity	125	46	73	5	11	2	5	9	Open	C 4	SOUTHERN	4	1997/98
	130	98*	BELL Geoff	139	35	54	1	11	-	12	24	No8	D 5	WESTMINSTER O.	10	1997/98
	131	98*	BROWNE Noel	134	38	60	6	10	1	2	15	No8	C 6	SHEIDOW PARK	8	2010/11
	132	98	CONROY Brian	80	39	75	4	13	-	2	18	No8	B 2	KENILWORTH	3	1987/88
	133	98	GIBBIE Mick	149	43	51	4	10	-	2	30	Open	B 2	KENILWORTH	4	2002/03
	134	97	MANETTA Phil	133	54	67	5	11	-	3	17	No3	A 6	NORTH HAVEN	2	1979/80
	135	97	BURNETT Bill	190	37	46	-	10	3	7	29	No4	A 1	ANZ BANK	10	1985/86
	136	97	CONROY Brian	83	27	62	2	14	-	5	19	No7	D 6	KENILWORTH	4	1991/92
	137	97	SMITH John	235	42	42	-	16	-	9	15	Open	C 4	BANK SA	7	1998/99
	138	97	CRAIGIE Grant	176	36	39	3	15	-	1	17	No3	C 6	ICC SHARKS	10	2007/08
	139	96*	SHAW Phil	87	39	65	5	10	-	3	20	No6	C 4	ST GEORGE	11	1993/94
	140	96	CONLEY Andrew	221	33	49	2	12	-	9	18	No3	A 1	ICC SHARKS	8	2000/01

ALL TIME HIGHEST INDIVIDUAL SCORES FROM EACH BATTING POSITION

Rank	Bat Pos	Playr Score	Player Name	Time Min	% Tm	% Cr	Scoring Stroke					Grade &Div	Opposition	Rnd	Year	
	1	Open	212*	PANSINI Angelo	100	82	82	17	18	-	10	18	D 7	HAMILTON	2	2015/16
	1	No3	188	EDWARDS Rob	207	69	74	12	16	-	12	28	C 5	SOUTHERN	10	1995/96
	1	No4	207	HARRISON Graham	156	66	81	7	30	1	7	28	D 6	MITCHAM	2	1991/92
	1	No5	153*	CONROY Brian	95	52	67	12	14	-	4	17	B 5	KENILWORTH	7	1982/83
	1	No6	121*	TONKIN Andrew	100	43	68	9	13	-	1	13	D 7	ST GEORGE	11	2013/14
	1	No7	108*	WILLIAMS John	95	38	58	7	9	-	5	20	A 1	COROMANDEL RAM	1	1988/89
	1	No8	164*	GIBBIE John	144	62	72	8	18	-	8	28	D 5	MITSUBISHI	11	1993/94
	1	No9	95*	WEBLEY Troy	76	25	55	3	13	-	5	15	B 4	WESTERN YOUTH	11	2007/08
	1	No10	101*	YOUNG Peter	113	51	76	7	10	-	3	13	D 6	SHEIDOW PARK	9	2003/04
	1	No11	64	TONKIN Andrew	44	40	80	3	7	-	5	8	C 4	NORTH HAVEN	3	2002/03

ALL TIME LONGEST INNINGS

Rank	Time Min	Playr Score Player Name	% Tm	% Cr	Scoring 6s 4s 3s 2s 1s	Stroke 2s 1s	Bat Pos	Grade &Div	Opposition	Rnd Year
1	305	CONLEY Andrew	124*	54	54	- 10 - 20 44	Open	A 1	KESWICK	8 1994/95
2	285	BURNETT Bill	153	60	60	1 13 5 22 36	No3	A 1	MITCHELL PARK	2 1995/96
3	274	GIBBIE Mick	119	48	51	7 8 - 10 25	Open	B 3	SOUTHERN	GF 2001/02
4	271	SMITH John	68*	41	41	- 8 - 1 34	Open	D 6	MITSUBISHI	GF 1991/92
5	269	FORSTER Tony	110	43	51	7 5 1 9 27	Open	A 1	PLYMPTON FOOTB	1 1997/98
6	254	CONLEY Andrew	129*	50	50	1 19 - 5 37	Open	B 4	HAMILTON	10 2013/14
7	254	HODGE David	76	24	35	- 3 1 16 29	No3	C 6	MITCHELL PARK	FS 1990/91
8	250	HALL Michael	140	39	46	- 23 - 6 36	Open	B 2	SHEIDOW PARK	6 1994/95
9	249	EDWARDS Rob	102*	50	50	1 6 2 9 48	Open	B 2	STATE BANK	2 1992/93
10	245	BELL Geoff	81	39	39	- 5 1 11 36	Open	D 6	KENILWORTH	8 2001/02
11	243	HUGHES Peter	125	36	39	1 15 - 10 39	Open	D 7	WOODCROFT	FS 2015/16
12	240	CONLEY Andrew	161	43	56	3 24 3 8 22	Open	A 1	SHEIDOW PARK	10 1995/96
13	238	PALMER Dave	101*	50	50	- 4 7 17 30	Open	B 2	NORTH HAVEN	9 1999/00
14	238	GIBBIE Mick	69	24	38	1 8 1 6 16	Open	A 1	MITCHELL PARK	10 1996/97
15	237	PALMER Dave	75*	58	58	1 4 2 14 19	Open	C 4	WESTMINSTER O.	2 1998/99
16	235	SMITH John	97	42	42	- 16 - 9 15	Open	C 4	BANK SA	7 1998/99
17	234	PARHAM Trevor	179*	63	63	3 25 - 10 41	Open	C 5	ST GEORGE	9 2004/05
18	233	CONLEY Andrew	122*	51	51	- 19 - 8 30	Open	C 6	SOUTH PARK	FS 2009/10
19	233	BELL Geoff	102*	48	48	- 6 1 13 49	Open	D 5	MITCHELL PARK	1 1998/99
20	232	EDWARDS Rob	135*	50	50	3 16 - 8 32	No3	B 2	SHEIDOW PARK	2 1998/99
21	232	PALMER Dave	71*	42	42	- 7 1 9 22	Open	C 4	ICC SHARKS	6 1997/98
22	231	GIBBIE Mick	93	35	51	2 9 1 11 20	Open	A 1	MITCHELL PARK	10 1994/95
23	231	BELL Geoff	78	35	40	- 4 - 9 44	Open	D 5	RIDGE PARK	11 1997/98
24	231	COLTON Don	75*	27	30	- 8 - 5 33	No4	D 5	MODBURY HEIGHT	7 1994/95

ALL TIME HIGHEST PERCENT OF INNINGS TOTAL (50+ RUNS & 6+ WKTS LOST)

Rank	% of Team	Player Name	Playr Score	Team Total	Time Min	% Cr	Scoring 6s	Stroke 4s	3s	2s	1s	Bat Pos	Grade & Div	Opposition	Rnd	Year
1	69.1	EDWARDS Rob	188	8-272	207	74	12	16	-	12	28	No3	C 5	SOUTHERN	10	1995/96
2	65.7	HARRISON Graham	207	10-315	156	81	7	30	1	7	28	No4	D 6	MITCHAM	2	1991/92
3	64.0	BEAVIS Mark	73	10-114	161	64	-	7	-	9	27	Open	C 5	KENILWORTH	10	2005/06
4	62.8	PALMER Dave	86*	10-137	187	65	5	5	-	6	24	No5	B 3	CLAPHAM	10	2011/12
5	62.5	EDWARDS Rob	50	10- 80	120	62	1	6	-	6	8	No3	C 5	BANK SA	2	1995/96
6	62.4	GIBBIE John	164*	9-263	144	72	8	18	-	8	28	No8	D 5	MITSUBISHI	11	1993/94
7	61.7	HODGE Andrew	66	10-107	125	78	2	7	-	6	14	No4	D 6	WESTMINSTER O.	6	1996/97
8	60.8	CONROY Brian	79	6-130	38	83	5	9	-	3	7	No4	D 6	MITCHELL PARK	1	1992/93
9	60.5	HUGHES Peter	107*	6-177	118	63	-	22	-	1	17	No4	B 3	KESWICK	4	2010/11
10	59.8	BURNETT Bill	153	8-256	285	60	1	13	5	22	36	No3	A 1	MITCHELL PARK	2	1995/96
11	58.6	DAVIDSON Phil	51	10- 87	132	68	-	5	1	9	10	Open	A 2	SHEIDOW PARK	8	2009/10
12	58.6	SHAW Phil	75*	6-128	75	67	2	10	-	4	10	No4	C 5	PLYMPTON FOOTB	11	1991/92
13	58.0	HODGE Andrew	123	9-212	120	68	3	19	3	5	10	No4	D 5	HECTORVILLE	3	1997/98
14	57.7	PALMER Dave	75*	9-130	237	58	1	4	2	14	19	Open	C 4	WESTMINSTER O.	2	1998/99
15	56.2	PALMER Dave	140	8-249	212	58	3	13	2	20	24	Open	B 4	PLYMPTON FOOTB	1	2006/07
16	56.1	CONROY Brian	111	7-198	70	69	8	11	-	4	11	No5	B 6	M.P.S.M.	3	1981/82
17	55.7	HEDGER John	107*	7-192	200	64	1	10	1	17	24	No5	A 1	PLYMPTON FOOTB	1	1991/92
18	54.7	BELL Geoff	81	10-148	168	60	-	7	-	11	31	Open	D 6	NORTH HAVEN	1	1996/97
19	54.3	FERGUSON Jason	88	10-162	160	66	2	12	1	2	21	No5	C 5	MITCHELL PARK	8	2013/14
20	53.9	SCHULTZ Kristian	76	6-141	165	62	4	7	1	6	9	Open	A 1	WESTERN YOUTH	9	2004/05
21	53.9	MANETTA Phil	97	8-180	133	67	5	11	-	3	17	No3	A 6	NORTH HAVEN	2	1979/80
22	53.7	CONLEY Andrew	124*	10-231	305	54	-	10	-	20	44	Open	A 1	KESWICK	8	1994/95
23	53.5	MARSHALL Ashley	69*	6-129	133	53	1	5	-	15	13	Open	D 5	WESTMINSTER O.	5	1998/99
24	53.4	PALMER Dave	78	7-146	117	64	4	8	-	6	10	Open	B 3	SHEIDOW PARK	11	2011/12
25	53.4	HARRISON Graham	102	10-191	206	68	-	17	1	7	17	No4	A 1	COROMANDEL RAM	4	1998/99
26	53.4	COREY Mark	71	10-133	159	62	-	2	4	10	31	No3	C 4	KENILWORTH	6	2002/03
27	53.3	TEMBY Paul	56	10-105	90	67	1	9	1	4	3	No4	A 1	WESTERN YOUTH	11	2003/04
28	53.3	CONLEY Andrew	65	10-122	193	55	-	9	-	-	29	Open	C 6	NORTH HAVEN	5	2010/11
29	53.1	HODGE Andrew	76	8-143	110	58	1	13	-	3	12	No4	D 6	SOUTH ROAD	1	1995/96
30	52.9	BURNETT Bill	110	10-208	230	59	-	9	6	13	30	No4	A 2	KARANA	FS	1984/85
31	52.8	HOLST Bill	66	10-125	77	72	1	9	-	5	14	No6	B 2	SEAVIEW DOWNS	10	1987/88
32	52.8	TEMBY Paul	105	10-199	148	71	1	14	-	12	19	No5	A 2	WESTERN YOUTH	5	2010/11
33	52.7	CONLEY Andrew	59	10-112	144	64	1	9	-	2	13	Open	B 4	ICC SHARKS	8	2013/14
34	52.5	EDWARDS Rob	74	10-141	128	63	1	8	3	4	19	Open	C 5	PLYMPTON FOOTB	3	2004/05
35	52.4	WILLCOX Steve	54	10-103	40	84	4	3	-	5	8	No3	D 5	MORPHETTville	1	1999/00
36	52.0	GIBBIE Mick	52	6-100	146	55	1	5	-	5	16	Open	D 5	SOUTH ROAD	8	2000/01
37	51.9	HOLST Bill	109	10-210	212	54	-	11	1	10	42	Open	C 6	NORTH HAVEN	8	1989/90
38	51.4	BROOKER Christian	71*	10-138	146	55	-	9	1	8	16	No4	A 2	NORTH HAVEN	5	2013/14
39	51.0	HEDGER John	78	10-153	72	78	3	10	-	3	14	Open	B 3	KENILWORTH	9	1989/90
40	50.9	HOLST Bill	144	9-283	202	60	2	23	-	7	26	No5	C 4	MITCHELL PARK	7	1992/93
41	50.8	WILLIAMS Mark	91	7-179	150	54	2	8	1	9	26	No3	A 1	ANZ BANK	6	1991/92
42	50.8	CONLEY Andrew	122*	10-240	233	51	-	19	-	8	30	Open	C 6	SOUTH PARK	FS	2009/10
43	50.8	YOUNG Peter	101*	10-199	113	76	7	10	-	3	13	No10	D 6	SHEIDOW PARK	9	2003/04
44	50.6	CRAIGIE Grant	88	10-174	180	58	3	5	3	10	21	No4	C 6	NORTH HAVEN	6	2007/08
45	50.0	WILLIAMS John	90	10-180	204	69	-	11	3	9	19	No3	A 1	CAMPB'TOWN/ANZ	9	1995/96
46	50.0	WILLIAMS Mark	89	6-178	140	54	-	13	1	9	16	No3	A 1	MORPHETTville	5	1996/97
47	49.2	MONAHAN Phil	58	10-118	127	59	1	6	-	7	14	Open	B 3	NORTH HAVEN	2	2010/11
48	49.1	BILLING Jarrod	54	9-110	64	86	4	5	-	-	10	No7	C 5	MITCHELL PARK	4	1996/97
49	48.8	HUGHES Peter	59	7-121	103	69	-	2	4	10	19	No3	A 1	GLENELG ANA	11	1998/99
50	48.7	GIBBIE Mick	96	10-197	188	63	-	13	4	6	20	Open	B 2	ICC SHARKS	3	2002/03
51	48.6	CORNELISSEN Jack	88	10-181	103	66	4	7	-	7	22	No6	D 7	PLYMPTON FOOTB	GF	2015/16
52	48.4	GIBBIE Mick	119	10-246	274	51	7	8	-	10	25	Open	B 3	SOUTHERN	GF	2001/02
53	48.2	COOMBE Peter J	133	10-276	153	65	4	18	-	10	17	Open	D 6	NORTH PARK	3	1991/92
54	47.9	HODGE Andrew	93	7-194	133	60	-	15	1	7	16	Open	C 4	ICC SHARKS	5	2003/04
55	47.7	O'CONNELL Lachlan	104	10-218	157	75	6	6	2	11	16	No4	A 1	GLENELG ANA	11	2000/01
56	47.7	EMERY Peter	122	8-256	95	78	11	10	-	-	16	Open	D 6	ST MARKS	7	1992/93
57	47.6	FRANKCOM John	101*	6-212	217	50	2	8	1	18	18	No3	A 1	KESWICK	10	1993/94
58	47.5	BURNETT Bill	106*	7-223	176	66	1	13	2	10	22	No5	A 1	GLENELG ANA	10	1997/98
59	47.4	MULDOON Col	63*	9-133	101	57	2	8	-	3	13	No7	B 2	KESWICK	7	2004/05
60	47.1	HUGHES Peter	123*	10-261	171	53	2	15	-	13	25	No4	B 4	NORTH HAVEN	8	2012/13
61	47.1	MITCHELL Rick	146	6-310	132	79	7	14	1	12	21	Open	A 1	STATE BANK	11	1990/91
62	46.9	PERRYMAN Gavin	100	9-213	154	70	4	6	2	13	20	No7	B 2	MITCHELL PARK	2	1994/95
63	46.9	WILLIAMS Mark	60	8-128	120	52	2	3	-	4	28	C 4	C 4	PLYMPTON FOOTB	4	1992/93
64	46.8	CONLEY Andrew	126	7-269	207	50	1	20	-	5	30	Open	C 6	ICC SHARKS	4	2009/10
65	46.7	HEDGER John	105	10-225	215	66	3	6	5	11	26	No4	A 1	NORTH HAVEN	FS	1991/92

ALL TIME HIGHEST PERCENT OF INCOMPLETE INNINGS TOTAL (50+ RUNS & 3-5 WKTS LOST)

Rank	% of Team	Player Name	Playr Score	Team Total	Time Min	% Cr	Scoring 6s	Stroke 4s	3s	2s	1s	Bat Pos	Grade & Div	Opposition	Rnd	Year
1	85.3	PANSINI Angelo	64	3- 75	40	85	7	4	-	2	2	Open	C 6	COROMANDEL RAM	9	2015/16
2	68.6	SWIFT Andrew	109	3-159	105	69	5	14	-	3	17	Open	D 6	KENILWORTH	1	2003/04
3	64.8	MITCHELL Rick	118*	3-182	98	65	7	10	1	11	11	Open	A 1	ADELAIDE CAVAL	11	1993/94
4	64.5	MANETTA Phil	78*	3-121	95	64	6	5	-	3	16	Open	A 6	PARAFIELD GARD	1	1979/80
5	63.0	PARHAM Trevor	179*	4-284	234	63	3	25	-	10	41	Open	C 5	ST GEORGE	9	2004/05
6	61.4	CONROY Brian	156*	5-254	145	69	12	11	-	7	26	No4	B 5	ADELAIDE CAVAL	9	1982/83
7	59.6	EDWARDS Rob	81*	3-136	135	66	2	5	2	10	23	No3	B 2	MITCHELL PARK	4	1992/93
8	58.3	HUGHES Peter	95*	5-163	119	61	1	14	-	9	15	No5	B 3	CLAPHAM	1	2011/12
9	57.4	GIBBIE Mick	113*	5-197	160	57	1	15	2	10	21	Open	B 2	SEACOMBE SALV'	5	1998/99
10	57.1	DEY Cameron	56*	3- 98	125	57	-	8	-	5	14	Open	D 5	SOUTHERN	4	1999/00
11	54.3	GREEN Anthony	69*	5-127	139	54	-	7	-	13	15	Open	C 4	NORTH HAVEN	9	1998/99
12	54.0	O'CONNELL Lachlan	54	3-100	32	78	3	7	1	2	1	Open	A 1	SOUTH ROAD	11	2001/02
13	53.3	EMERY Peter	73	3-137	48	56	6	8	-	-	5	Open	D 6	MODBURY HEIGHT	11	1992/93
14	53.2	FORSTER Tony	66*	5-124	115	70	3	4	3	5	13	No6	A 1	COROMANDEL RAM	11	1992/93
15	53.0	CRAIGIE Grant	62*	4-117	56	63	3	5	1	5	11	No5	B 3	MITCHELL PARK	10	1995/96
16	52.4	HODGE Andrew	87	4-166	115	57	2	12	-	4	19	Open	A 5	SOUTH ROAD	12	1980/81
17	52.0	CONROY Brian	153*	3-294	95	67	12	14	-	4	17	No5	B 5	KENILWORTH	7	1982/83
18	51.9	BURNETT Bill	70*	4-135	132	52	1	8	1	3	23	No3	A 1	PANORAMA	5	1994/95
19	50.4	CONLEY Andrew	129*	4-256	254	50	1	19	-	5	37	Open	B 4	HAMILTON	10	2013/14
20	50.0	EDWARDS Rob	135*	5-270	232	50	3	16	-	8	32	No3	B 2	SHEIDOW PARK	2	1998/99
21	50.0	PALMER Dave	101*	5-202	238	50	-	4	7	17	30	Open	B 2	NORTH HAVEN	9	1999/00

ALL TIME HIGHEST PERCENT SCORED AT CREASE IN INNINGS OF 50+ RUNS

Rank	%Sc at Crease	Player Name	Playr Runs	Team Runs	Time Min	% Tm	Scoring 6s	Stroke 4s	3s	2s	1s	Bat Pos	Grade &Div	Opposition	Rnd	Year
1	90.7	TEMBY Paul	68	75	52	27	-	13	-	5	6	No6	A 1	NORTH HAVEN	7	2006/07
2	87.7	TONKIN Andrew	64	73	34	27	3	11	-	-	2	Open	C 7	ICC SHARKS	5	2006/07
3	85.7	BURNETT Bill	66	77	55	31	-	8	3	7	11	No4	A 2	MITCHELL PARK	8	1983/84
4	85.7	BILLING Jarrod	54	63	64	49	4	5	-	-	10	No7	C 5	MITCHELL PARK	4	1996/97
5	85.3	PANSINI Angelo	64	75	40	85	7	4	-	2	2	Open	C 6	COROMANDEL RAM	9	2015/16
6	85.0	CONROY Brian	51	60	26	23	5	3	-	1	7	No5	B 3	COROMANDEL	8	1985/86
7	84.4	CAMPBELL Peter	108*	128	55	62	11	8	-	-	10	No3	B 7	PLYMPTON FOOTB	4	1980/81
8	84.4	WILLCOX Steve	54	64	40	52	4	3	-	5	8	No3	D 5	MORPHETTville	1	1999/00
9	83.9	DALY Mick	52	62	80	26	-	8	-	4	12	No3	C 6	MITCHELL PARK	10	1989/90
10	83.8	EMERY Peter	155	185	115	42	21	4	-	-	13	Open	D 6	KESWICK	9	1992/93
11	83.6	GIBBIE John	51*	61	43	41	3	5	-	2	9	No7	D 5	PLYMPTON FOOTB	1	1997/98
12	83.2	O'CONNELL Lachlan	109	131	89	63	10	7	-	5	11	Open	A 1	COROMANDEL	10	2000/01
13	83.2	CONROY Brian	79	95	38	61	5	9	-	3	7	No4	D 6	MITCHELL PARK	1	1992/93
14	82.0	GIBBIE John	50	61	31	17	3	4	2	3	4	No8	D 5	SEACOMBE SALV'	6	1997/98
15	81.6	HARRISON Graham	62	76	40	22	1	10	2	3	4	No6	A 1	MITCHELL PARK	10	1996/97
16	81.6	BILLING Jarrod	62	76	57	31	4	6	-	2	10	No7	C 5	PLYMPTON FOOTB	5	2001/02
17	81.5	PANSINI Angelo	212*	260	100	82	17	18	-	10	18	Open	D 7	HAMILTON	2	2015/16
18	81.5	HARRISON Graham	207	254	156	66	7	30	1	7	28	No4	D 6	MITCHAM	2	1991/92
19	81.4	FERGUSON Jason	70	86	75	39	1	9	-	9	10	No5	C 5	MITCHELL PARK	4	2013/14
20	81.3	WILLCOX Steve	52	64	46	19	2	7	-	2	8	No4	C 5	SOUTH PARK	11	2004/05
21	80.8	PEARCE Brad	59	73	36	18	8	1	-	1	5	No7	D 6	KESWICK	10	1996/97
22	80.6	BELSAK Andrew	50	62	60	37	1	7	1	4	5	No3	A 2	GLENELG ANA	2	2015/16
23	80.6	BARLEY James	54	67	34	38	2	5	3	3	7	Open	A 2	ICC SHARKS	10	2015/16
24	80.0	BRAMMY Simon	68	85	37	27	6	5	-	3	6	No7	C 5	KENILWORTH	6	1995/96
25	80.0	TONKIN Andrew	64	80	44	40	3	7	-	5	8	No11	C 4	NORTH HAVEN	3	2002/03
26	80.0	O'CONNELL Lachlan	52	65	70	44	2	6	1	3	7	Open	A 1	MORPHETTville	1	2000/01
27	79.5	SAINI Shammi	62	78	60	30	-	10	-	6	10	Open	C 6	MITCHELL PARK	1	2014/15
28	79.4	CONROY Brian	50	63	29	30	4	4	-	2	6	No6	D 6	MODBURY HEIGHT	11	1992/93
29	79.3	MITCHELL Rick	146	184	132	47	7	14	1	12	21	Open	A 1	STATE BANK	11	1990/91
30	79.1	WILKIN Anthony	53*	67	36	18	2	5	-	7	7	No8	D 6	MODBURY HEIGHT	7	1991/92
31	78.9	CONROY Brian	56	71	36	30	5	5	-	1	4	No4	D 5	PLYMPTON FOOTB	3	1993/94
32	78.8	DEY Richard	63*	80	31	31	5	5	-	3	7	No7	D 6	ADELAIDE CAVAL	6	2002/03
33	78.7	CONROY Brian	74	94	32	29	6	7	-	2	6	No3	B 6	KENILWORTH	8	1981/82
34	78.3	O'CONNELL Lachlan	54	69	32	54	3	7	1	2	1	Open	A 1	SOUTH ROAD	11	2001/02
35	78.2	CONROY Brian	122	156	84	41	10	10	-	3	16	No8	C 6	MODBURY HEIGHT	8	1990/91
36	78.0	BELL Geoff	64	82	53	25	3	7	-	2	14	No4	B 7	HECTORVILLE	10	1980/81
37	78.0	HEDGER John	78	100	72	51	3	10	-	3	14	Open	B 3	KENILWORTH	9	1989/90
38	77.8	WILLCOX Steve	63	81	23	27	4	7	-	2	7	No9	C 6	KESWICK	2	1989/90
39	77.8	TEMBY Paul	56	72	39	25	2	9	1	1	3	No5	A 2	ICC SHARKS	1	2008/09
40	77.7	EMERY Peter	122	157	95	48	11	10	-	-	16	Open	D 6	ST MARKS	7	1992/93
41	77.7	O'CONNELL Lachlan	146	188	153	45	9	14	2	7	16	Open	A 1	MORPHETTville	4	1999/00
42	77.6	HODGE Andrew	66	85	125	62	2	7	-	6	14	No4	D 6	WESTMINSTER O.	6	1996/97
43	77.5	HODGE Andrew	62	80	44	36	3	8	-	2	8	No4	D 6	HECTORVILLE	3	1996/97
44	77.3	CONROY Brian	58	75	52	38	2	4	2	8	8	No5	D 6	MITCHAM	6	1991/92
45	77.0	CADD Anthony	87*	113	56	36	8	6	-	2	11	No6	D 7	SHEIDOW PARK	8	2013/14
46	76.9	CADD Anthony	60	78	51	28	6	3	-	1	10	No6	C 5	NORTH HAVEN	11	2008/09
47	76.8	CONROY Brian	53	69	30	33	6	1	-	3	7	No5	D 5	HECTORVILLE	10	1993/94
48	76.8	DAVIDSON Phil	53	69	45	37	-	9	-	4	9	No4	D 6	SOUTH ROAD	10	1995/96
49	76.7	CONROY Brian	56	73	46	22	4	3	-	2	16	No5	B 3	KENILWORTH	1	1985/86
50	76.5	DEY Richard	52	68	62	27	4	2	-	6	8	No8	A 2	MORPHETTville	10	2008/09
51	76.4	PARHAM Trevor	68	89	115	35	-	8	-	8	20	Open	C 7	SHEIDOW PARK	11	2006/07
52	76.1	CONROY Brian	83	109	65	35	7	5	-	4	13	No4	B 5	PLYMPTON FOOTB	6	1982/83
53	76.1	McNAMARA Trinity	54*	71	47	76	5	4	-	3	2	Open	A 2	COROMANDEL	8	2008/09
54	75.9	YOUNG Peter	101*	133	113	51	7	10	-	3	13	No10	D 6	SHEIDOW PARK	9	2003/04
55	75.8	TEMBY Paul	50	66	53	33	4	4	-	1	8	No6	A 1	KESWICK	7	2004/05
56	75.7	FORSTER Tony	53	70	45	26	1	7	2	3	7	No9	A 1	KENILWORTH	2	1985/86
57	75.7	TEMBY Paul	56	74	47	23	-	12	-	1	6	No7	A 2	MORPHETTville	5	2007/08
58	75.4	CONROY Brian	98	130	80	39	4	13	-	2	18	No8	B 2	KENILWORTH	3	1987/88
59	75.4	O'CONNELL Lachlan	104	138	157	48	6	6	2	11	16	No4	A 1	GLENELG ANA	11	2000/01
60	75.4	CONROY Brian	52	69	38	20	5	3	-	-	10	No6	B 4	ANZ BANK	4	1983/84

ALL TIME HIGHEST PERCENT IN BOUNDARIES IN AN INNINGS (50+ RUNS)

Rank	% in Bound	Player Name	Boun Runs	Play Scor	Time Min	% Tm	% Cr	Scoring 6s	Stroke 4s	3s	2s	1s	Bat Pos	Grade &Div	Opposition	Rnd	Year
1	96.9	TONKIN Andrew	62	64	34	27	88	3	11	-	-	2	Open	C 7	ICC SHARKS	5	2006/07
2	93.7	TEMBY Paul	74	79	60	45	64	7	8	-	-	5	No4	C 5	WESTERN YOUTH	4	2005/06
3	93.2	EMERY Peter	68	73	48	53	56	6	8	-	-	5	Open	D 6	MODBURY HEIGHT	11	1992/93
4	92.9	BRAMMY Simon	52	56*	62	36	67	6	4	-	-	4	No6	D 6	MITCHELL PARK	5	2002/03
5	92.7	EMERY Peter	76	82	66	30	75	8	7	-	-	6	Open	C 4	PLYMPTON FOOTB	4	1993/94
6	92.3	TEMBY Paul	60	65	28	28	72	4	9	-	1	3	No6	A 2	COROMANDEL RAM	2	2007/08
7	92.1	FERGUSON Jason	70	76	57	22	63	3	13	-	-	6	No5	B 4	WESTERN YOUTH	2	2014/15
8	91.9	CONROY Brian	68	74	42	24	75	8	5	-	-	6	No6	A 1	KENILWORTH	3	1986/87
9	91.6	EMERY Peter	142	155	115	42	84	21	4	-	-	13	Open	D 6	KESWICK	9	1992/93
10	91.4	WILLCOX Steve	64	70	56	17	53	8	4	-	1	4	No7	C 6	WOODCROFT	7	2007/08

ALL TIME HIGHEST PERCENT IN SINGLES IN AN INNINGS (30+ RUNS)

Rank	% in Sngls	Player Name	Sin-gles	Play Scor	Time Min	% Tm	% Cr	Scoring 6s	Stroke 4s	3s	2s	1s	Bat Pos	Grade &Div	Opposition	Rnd	Year
1	80.5	BELL Geoff	33	41	145	22	42	-	-	-	4	33	Open	D 5	NORTH HAVEN	4	1997/98
2	75.0	BURNETT Tom	24	32	113	25	38	-	1	-	2	24	Open	A 4	COROMANDEL RAM	6	1981/82
3	68.4	BELL Geoff	26	38	129	19	43	-	1	-	4	26	Open	D 5	KESWICK	9	2000/01
4	68.2	BURNETT Tom	30	44*	97	41	41	-	2	-	3	30	Open	A 4	NATIONAL BANK	4	1981/82
5	66.7	HUMPHRY Peter	20	30*	41	8	51	-	1	-	3	20	No9	D 6	KESWICK	9	1992/93
6	65.5	SMITH John	38	58*	185	26	26	-	4	-	2	38	Open	B 3	COROMANDEL	8	1985/86
7	64.5	SMITH John	40	62*	176	25	25	-	3	-	5	40	Open	B 7	HECTORVILLE	10	1980/81
8	63.0	HODGE David	34	54	135	23	55	1	1	-	5	34	Open	B 5	PLYMPTON FOOTB	6	1982/83
9	62.7	BELL Geoff	37	59	173	28	39	-	1	-	9	37	Open	D 5	KENILWORTH	10	1999/00
10	62.5	BELL Geoff	30	48	142	29	43	1	-	-	6	30	Open	D 5	KENILWORTH	3	1998/99

ALL TIME QUICKEST INNINGS OF 50+ RUNS

Rank	Runs /Min	Player Name	Playr Score	Time Min	% Tm	%@ Cr	Scoring 6s	Stroke 4s	3s	2s	1s	Bat Pos	Grade &Div	Opposition	Rnd	Year
1	2.74	WILLCOX Steve	63	23	27	78	4	7	-	2	7	No9	C 6	KESWICK	2	1989/90
2	2.32	TEMBY Paul	65	28	28	72	4	9	-	1	3	No6	A 2	COROMANDEL RAM	2	2007/08
3	2.31	CONROY Brian	74	32	29	79	6	7	-	2	6	No3	B 6	KENILWORTH	8	1981/82
4	2.27	TEMBY Paul	50*	22	22	71	5	3	-	-	8	No4	A 2	NORTH HAVEN	11	2008/09
5	2.12	PANSINI Angelo	212*	100	82	82	17	18	-	10	18	Open	D 7	HAMILTON	2	2015/16
6	2.08	CONROY Brian	79	38	61	83	5	9	-	3	7	No4	D 6	MITCHELL PARK	1	1992/93
7	2.05	PUGH Ben	76	37	26	73	6	7	-	-	12	No4	C 6	SHEIDOW PARK	8	2009/10
8	2.05	TEMBY Paul	88	43	24	72	4	12	-	4	8	No4	D 5	PLYMPTON FOOTB	11	2000/01
9	2.03	DEY Richard	63*	31	31	79	5	5	-	3	7	No7	D 6	ADELAIDE CAVAL	6	2002/03
10	1.96	CAMPBELL Peter	108*	55	62	84	11	8	-	-	10	No3	B 7	PLYMPTON FOOTB	4	1980/81
11	1.96	CONROY Brian	51	26	23	85	5	3	-	1	7	No5	B 3	COROMANDEL	8	1985/86
12	1.88	TONKIN Andrew	64	34	27	88	3	11	-	-	2	Open	C 7	ICC SHARKS	5	2006/07
13	1.84	BRAMMY Simon	68	37	27	80	6	5	-	3	6	No7	C 5	KENILWORTH	6	1995/96
14	1.80	CONROY Brian	63*	35	37	75	2	9	1	3	6	No6	B 3	WESTMINSTER O.	5	1989/90
15	1.78	PEARCE Brad	57	32	23	72	7	2	-	2	3	No7	D 6	COROMANDEL	GF	1996/97
16	1.77	CONROY Brian	53	30	33	77	6	1	-	3	7	No5	D 5	HECTORVILLE	10	1993/94
17	1.76	CONROY Brian	74	42	24	75	8	5	-	-	6	No6	A 1	KENILWORTH	3	1986/87
18	1.72	CONROY Brian	50	29	30	79	4	4	-	2	6	No6	D 6	MODBURY HEIGHT	11	1992/93
19	1.70	TEMBY Paul	51	30	17	65	4	4	-	3	5	No4	A 2	ADELAIDE INDIA	2	2009/10
20	1.69	O'CONNELL Lachlan	54	32	54	78	3	7	1	2	1	Open	A 1	SOUTH ROAD	11	2001/02
21	1.68	DEY Richard	57	34	24	61	7	2	-	2	3	No7	A 2	PLYMPTON FOOTB	3	2007/08
22	1.67	CONROY Brian	75	45	30	73	3	12	-	1	7	No5	B 6	DAVID JONES	11	1981/82
23	1.64	PEARCE Brad	59	36	18	81	8	1	-	1	5	No7	D 6	KESWICK	10	1996/97
24	1.61	GIBBIE John	50	31	17	82	3	4	2	3	4	No8	D 5	SEACOMBE SALV'	6	1997/98
25	1.61	CONROY Brian	153*	95	52	67	12	14	-	4	17	No5	B 5	KENILWORTH	7	1982/83
26	1.60	CONROY Brian	64	40	34	72	3	10	-	-	6	No7	D 6	PLYMPTON FOOTB	6	1992/93
27	1.60	PANSINI Angelo	64	40	85	85	7	4	-	2	2	Open	C 6	COROMANDEL RAM	9	2015/16
28	1.60	CRAM Don	56	35	24	66	6	3	-	2	4	No6	D 5	SOUTH ROAD	6	1993/94
29	1.59	BARLEY James	54	34	38	81	2	5	3	3	7	Open	A 2	ICC SHARKS	10	2015/16
30	1.59	CONROY Brian	111	70	56	69	8	11	-	4	11	No5	B 6	M.P.S.M.	3	1981/82
31	1.56	WILLIAMS Rowan	50*	32	24	70	2	7	-	4	2	No10	A 2	SHEIDOW PARK	2	2012/13
32	1.56	CONROY Brian	56	36	30	79	5	5	-	1	4	No4	D 5	PLYMPTON FOOTB	3	1993/94
33	1.55	CADD Anthony	87*	56	36	77	8	6	-	2	11	No6	D 7	SHEIDOW PARK	8	2013/14
34	1.55	HARRISON Graham	62	40	22	82	1	10	2	3	4	No6	A 1	MITCHELL PARK	10	1996/97
35	1.54	MANOS George	60*	39	24	62	3	7	-	1	12	No5	B 7	HECTORVILLE	10	1980/81
36	1.53	SHEEHAN Mike	58*	38	24	69	1	11	-	-	8	No7	A 4	SOUTH ROAD	2	1981/82
37	1.52	EMERY Peter	73	48	53	56	6	8	-	-	5	Open	D 6	MODBURY HEIGHT	11	1992/93
38	1.50	CONROY Brian	90	60	36	68	7	9	-	2	8	No4	B 5	COROMANDEL	4	1982/83
39	1.47	WILKIN Anthony	53*	36	18	79	2	5	-	7	7	No8	D 6	MODBURY HEIGHT	7	1991/92
40	1.46	EDWARDS Rob	73*	50	58	66	7	5	-	-	11	No3	C 5	RIDGE PARK	10	1996/97
41	1.45	TONKIN Andrew	64	44	40	80	3	7	-	5	8	No11	C 4	NORTH HAVEN	3	2002/03
42	1.45	CONROY Brian	122	84	41	78	10	10	-	3	16	No8	C 6	MODBURY HEIGHT	8	1990/91
43	1.44	TEMBY Paul	56	39	25	78	2	9	1	1	3	No5	A 2	ICC SHARKS	1	2008/09
44	1.42	MAZURKE Danny	78	55	31	74	7	5	-	1	14	No9	C 6	PLYMPTON FOOTB	2	1990/91
45	1.42	TEMBY Paul	51	36	17	62	3	4	-	6	5	No6	B 4	SOUTH PARK	10	2014/15
46	1.41	McNAMARA Trinity	113	80	50	72	5	13	1	8	12	Open	A 2	NORTH HAVEN	11	2008/09
47	1.41	HODGE Andrew	62	44	36	78	3	8	-	2	8	No4	D 6	HECTORVILLE	3	1996/97
48	1.38	PANSINI Angelo	54*	39	61	61	5	2	-	1	14	Open	C 6	SHEIDOW PARK	1	2015/16
49	1.38	GARRICK Paul	58	42	18	59	2	7	-	2	14	No5	C 5	SHEIDOW PARK	3	1991/92
50	1.37	WATTERS Jason	78*	57	21	61	8	1	-	6	14	No5	D 5	PLYMPTON FOOTB	11	2000/01
51	1.37	CONROY Brian	52	38	20	75	5	3	-	-	10	No6	B 4	ANZ BANK	4	1983/84
52	1.35	CRAIGIE Grant	69	51	19	73	4	8	-	3	7	No7	B 2	SHEIDOW PARK	6	1994/95
53	1.35	WILLCOX Steve	54	40	52	84	4	3	-	5	8	No3	D 5	MORPHETTVILLE	1	1999/00
54	1.35	EMERY Peter	155	115	42	84	21	4	-	-	13	Open	D 6	KESWICK	9	1992/93
55	1.34	CRAM Don	71	53	28	59	6	4	-	3	13	No8	B 2	ROSEWATER	5	1987/88
56	1.33	FERGUSON Jason	76	57	22	63	3	13	-	-	6	No5	B 4	WESTERN YOUTH	2	2014/15
57	1.33	CRAIGIE Grant	56	42	32	66	5	3	-	1	12	No6	B 3	SEAVIEW O.S.	5	1995/96
58	1.33	HARRISON Graham	207	156	66	81	7	30	1	7	28	No4	D 6	MITCHAM	2	1991/92
59	1.33	MANOS George	61*	46	47	55	1	8	1	4	12	No3	B 6	BRECKNOCK	9	1981/82
60	1.32	TEMBY Paul	79	60	45	64	7	8	-	-	5	No4	C 5	WESTERN YOUTH	4	2005/06
61	1.31	LIPSETT Wes	101	77	49	63	2	17	-	4	13	No3	A 2	WESTERN YOUTH	6	2013/14
62	1.31	BARKER Terry	59*	45	31	66	6	3	-	1	9	No10	A 2	KESWICK	2	1983/84
63	1.31	TEMBY Paul	68	52	27	91	-	13	-	5	6	No6	A 1	NORTH HAVEN	7	2006/07
64	1.31	GIBBIE Chris	81	62	27	50	1	10	-	10	15	No3	B 4	WESTERN YOUTH	11	2014/15
65	1.29	FERGUSON Lachlan	54	42	31	75	4	5	-	1	8	No5	B 4	HAMILTON	FS	2014/15

ALL TIME SLOWEST INNINGS OF 90+ MINUTES

Rank	Runs /Hour	Player Name	Playr Score	Time Min	% Tm	%@ Cr	Scoring 6s	Stroke 4s	3s	2s	1s	Bat Pos	Grade &Div	Opposition	Rnd	Year
1	0.63	SHEARER Duncan	1	95	1	2	-	-	-	-	1	Open	C 6	BELAIR	8	2007/08
2	3.90	SHEARER Duncan	8	123	4	7	-	-	-	-	8	No4	D 6	COROMANDEL	11	2003/04
3	3.91	DENIET Scott	6*	92	4	16	-	-	-	1	4	No9	A 1	ICC SHARKS	4	2005/06
4	4.42	ROWE Brenton	7*	95	21	21	-	-	-	1	5	Open	B 2	PLYMPTON FOOTB	1	1997/98
5	4.80	SMITH John	8	100	6	20	-	-	-	1	6	Open	C 4	WESTMINSTER O.	2	1998/99
6	4.80	PARHAM Trevor	8*	100	27	27	-	1	-	-	4	Open	C 6	ICC SHARKS	GF	2009/10
7	4.95	FORSTER Tony	8	97	9	20	-	-	-	-	8	Open	A 1	PANORAMA	FS	1997/98
8	5.05	KEEN Bruce	8	95	3	14	-	-	-	-	8	Open	B 5	PLYMPTON FOOTB	6	1982/83
9	5.11	SMITH John	8	94	8	31	-	-	-	3	2	Open	C 4	COROMANDEL	1	1999/00
10	5.84	SHEARER Duncan	11	113	11	19	1	-	-	-	5	Open	C 5	SOUTH ROAD	9	2005/06
11	5.90	LOUGHEAD Paul	12*	122	12	19	-	-	-	1	10	No3	D 6	NORTH PARK	GF	1992/93
12	6.29	EDWARDS Rob	11	105	7	23	-	-	-	1	9	Open	B 2	MITCHAM	5	1991/92
13	6.30	HALL Michael	17	162	17	25	-	-	-	2	13	Open	B 3	KESWICK	FS	1995/96
14	6.59	MARSHALL Ashley	10	91	6	16	-	-	-	3	4	No3	C 4	COROMANDEL	8	2000/01
15	6.60	PATMORE Dave	11	100	5	22	-	-	-	2	7	No3	D 5	NORWOOD UNION	1	1994/95
16	6.61	LOUGHEAD Paul	14*	127	18	19	-	1	-	1	8	No3	C 4	KESWICK	7	1997/98
17	6.92	BURNETT Tom	15*	130	12	21	-	-	1	-	12	No7	A 1	COROMANDEL	4	1989/90
18	6.95	BURNETT Tom	11	95	7	21	-	-	-	1	9	Open	A 5	PARAFIELD GARD	11	1980/81
19	7.03	PLENDERLEITH Rob	13*	111	29	29	-	-	-	3	7	Open	B 2	BANK SA	8	1994/95
20	7.06	RAY Dave	12	102	10	38	-	-	-	3	6	No3	C 4	PLYMPTON FOOTB	11	2000/01

ALL TIME BEST BATTING/BOWLING ALLROUNDER IN A MATCH

Rank	Player Name	Batting	Bowling	COTY pts	GDv	Opposition	Rnd	Year
50 RUNS & 5 WICKETS								
1	PANSINI Angelo	212*	7/7	310	D 7	HAMILTON	2	2015/16
2	CONLEY Andrew	92*	7/80	190	A 1	SOUTH ROAD	2	1989/90
3	GIBBIE Mick	24* & 76*	4/16 & 2/30	184	D 5	NORTH HAVEN	10	2000/01
4	McNAMARA Trinity	99	6/29	183	C 4	SOUTHERN	4	1997/98
5	McNAMARA Trinity	111	5/36	181	C 5	PLYMPTON FOOTB	9	1996/97
6	PATMORE Dave	73	2/19 & 5/11	171	B 6	HECTORVILLE	4	1981/82
7	DEANE Andrew	75	6/21	159	B 3	ADELAIDE CAVAL	6	1985/86
8	PANSINI Angelo	64	5/29 & 1/29	148	C 5	COROMANDEL RAM	9	2015/16
9	LANDORF Jason	74	5/91	144	D 5	MODBURY HEIGHT	8	1993/94
10	GIBBIE John	69	5/69	139	D 6	COROMANDEL	7	1996/97
11	PANSINI Angelo	54*	1/14 & 5/18	138	C 6	SHEIDOW PARK	1	2015/16
12	BELL Geoff	64	5/59	134	B 7	HECTORVILLE	10	1980/81
13	WILLIAMS John	50	5/34 & 1/22	134	A 1	SHEIDOW PARK	3	1996/97
14	DEY Richard	58	5/57	128	D 5	MITCHELL PARK	10	1998/99
15	DEANE Andrew	56	5/50	126	B 4	GLENELG LACROS	2	1983/84
16	HARPER Brent	56	5/12	126	A 2	PLYMPTON FOOTB	3	2007/08
17	SMITH John	54	5/25	124	C 4	PLYMPTON FOOTB	1	1998/99
18	MAZURKE Danny	51	5/30	121	C 6	MODBURY HEIGHT	8	1990/91
40 RUNS & 4 WICKETS								
19	BROOKER Christian	113	4/24	169	B 4	SOUTH PARK	10	2014/15
20	BRAMMY Simon	43 & 56*	4/44	155	D 6	MITCHELL PARK	5	2002/03
21	GIBBIE Mick	98	4/54	154	B 2	KENILWORTH	4	2002/03
22	LITSTER Dave	46	7/55	144	B 3	ADELAIDE CAVAL	4	1995/96
23	GIBBIE John	42	7/78	140	D 5	WESTMINSTER O.	10	1997/98
24	McNAMARA Trinity	11 & 30*	4/25 & 3/20	139	C 5	RIDGE PARK	10	1996/97
25	GIBBIE John	49	6/54	133	D 6	MODBURY HEIGHT	11	1992/93
26	CONLEY Andrew	77	4/59	133	A 1	SOUTH ROAD	11	1996/97
27	PATMORE Dave	76	2/8 & 2/24	132	B 7	EASTWOOD	7	1980/81
28	CRAIGIE Grant	14 & 62*	4/27	132	B 3	MITCHELL PARK	10	1995/96
29	CRAIGIE Grant	46	6/53	130	B 2	ETSA CAVALIERS	6	1991/92
30	McMAHON Danny	44	5/39 & 1/25	128	D 5	NORWOOD UNION	10	1994/95
31	COOMBE Peter A	43	6/53 &	127	A 2	P.T.C.C.	5	1983/84
32	BELL Geoff	42	3/19 & 3/22	126	D 5	COROMANDEL	2	1997/98
33	WILLCOX Steve	70	4/47	126	C 6	WOODCROFT	7	2007/08
34	GIBBIE Mick	69	4/30	125	A 1	MITCHELL PARK	10	1996/97
35	MARSHALL Ashley	64	4/36	120	D 6	SOUTH ROAD	2	2002/03
36	CORNELISSEN Jack	63*	1/27 & 3/12	119	D 7	WOODCROFT	1	2015/16
37	GIBBIE Chris	63	4/46	119	D 7	PLYMPTON FOOTB	3	2015/16
38	DEANE Andrew	61	4/21	117	B 3	KENILWORTH	GF	1985/86
39	SMITH John	46	5/81	116	C 4	ST MARKS	3	1992/93
40	WILKIN Anthony	46	5/39	116	B 3	SOUTH PARK	9	2005/06
41	BARTON Matthew	38 & 21*	4/25	115	C 5	HECTORVILLE	8	2001/02
42	STEER Peter	58	4/5	114	A 2	ANZ BANK	7	1984/85
43	YOUNG Peter	44*	4/11 & 1/0	114	C 6	EDWARDSTOWN	4	1989/90
44	BELL Geoff	44	2/3 & 3/28	114	D 6	PLYMPTON FOOTB	6	1992/93
45	LORD Adam	57	4/29	113	D 6	WESTERN YOUTH	7	2003/04
46	PARHAM Trevor	21 & 21	5/22	112	A 6	KENILWORTH	11	1979/80
47	JOYCE Steve	42*	3/23 & 2/18	112	A 4	MITCHELL PARK	1	1981/82
48	JOYCE Steve	56*	4/73	112	A 4	ANZ BANK	10	1981/82
49	WILLIAMS John	42	5/42	112	A 1	HECTORVILLE	11	1989/90
50	GIBBIE Mick	56	4/54	112	A 1	PANORAMA	FS	1996/97
51	PATMORE Dave	41	5/30	111	B 6	SOUTH ROAD	1	1981/82
52	HALL Michael	55	4/35	111	D 6	NORWOOD UNION	FS	1991/92
53	GIBBIE John	55	4/31	111	D 6	KESWICK	5	1995/96
54	STEER Peter	40	5/57	110	B 4	SEAVIEW DOWNS	7	1983/84
55	COOMBE Peter A	40	5/25	110	D 5	COROMANDEL RAM	1	1993/94
56	BELL Geoff	54	4/22	110	D 6	PLYMPTON FOOTB	7	1995/96
57	BRYSON Brett	40	5/28	110	C 5	KESWICK	2	2013/14
58	CRAIGIE Grant	52	4/33	108	B 2	PLYMPTON FOOTB	1	1987/88
59	GIBBIE Mick	52 & 0	4/30	108	D 5	SOUTH ROAD	8	2000/01
60	BELL Geoff	51	2/11 & 2/21	107	D 5	SEACOMBE SALV'	6	1997/98
61	McNAMARA Trinity	51	4/40	107	C 6	SHEIDOW PARK	8	2009/10
62	YOUNG Peter	28 & 22	2/39 & 2/5	106	D 6	KENILWORTH	10	2003/04
63	FERGUSON Lachlan	50*	4/38	106	B 4	HAMILTON	4	2014/15
64	MAZURKE Danny	49	4/32	105	C 5	ST MARKS	2	1991/92
65	JENNINGS Tony	44	3/28 & 1/28	100	B 5	SOUTHERN UNITE	2	1982/83
66	COCHRANE Herb	44*	3/27 & 1/9	100	B 3	ADELAIDE CAVAL	6	1984/85
67	GIBBIE John	44	4/76	100	D 6	SOUTH ROAD	2	1996/97
68	HUXTABLE Andrew	44	4/60	100	D 6	WESTERN YOUTH	2	2001/02
69	KING Dave	43*	1/3 & 3/17	99	A 6	COROMANDEL RAM	4	1979/80
70	BELSAK Andrew	43	4/33	99	A 2	GLENELG ANA	11	2015/16

ALL TIME MOST C.O.T.Y. POINTS IN A MATCH

Rank	Player Name	COTY Points from			Total Points	Grade & Div	Opposition	Rnd	Year
		Batting	Bowling	WK/Fldng					
1	PANSINI Angelo	212	98	-	310	D 7	HAMILTON	2	2015/16
2	HARRISON Graham	207	14	20	241	D 6	MITCHAM	2	1991/92
3	EDWARDS Rob	188	-	50	238	C 5	SOUTHERN	10	1995/96
4	McNAMARA Trinity	41	98	90	229	C 5	RIDGE PARK	10	1996/97
5	GIBBIE Mick	100	84	40	224	D 5	NORTH HAVEN	10	2000/01
6	CONLEY Andrew	161	42	20	223	A 1	SHEIDOW PARK	10	1995/96
7	CONROY Brian	153	-	60	213	B 5	KENILWORTH	7	1982/83
8	BROWN Mike	85	28	100	213	C 6	KENILWORTH	11	1990/91
9	GIBBIE John	164	42	-	206	D 5	MITSUBISHI	11	1993/94
10	McNAMARA Trinity	99	84	20	203	C 4	SOUTHERN	4	1997/98
11	FORSTER Tony	131	-	70	201	A 1	CAMPB' TOWN/ANZ	7	1997/98
12	HUXTABLE Andrew	20	-	180	200	A 1	COROMANDEL RAM	1	2002/03
13	PALMER Dave	140	-	60	200	B 4	PLYMPTON FOOTB	1	2006/07
14	YOUNG Peter	123	14	60	197	C 5	KESWICK	4	1991/92
15	BURNETT Bill	106	-	90	196	A 1	GLENELG ANA	10	1997/98
16	RUSSELL Nic	136	-	60	196	C 5	ST GEORGE	3	2008/09

ALL TIME MOST WICKETS IN AN INNINGS

Rank	Player Name	Over	Mdn	Runs	Wkts	Ave	Ba/Wkt	Run/Over	%Tm Wkt	Grade & Div	Opposition	Rnd	Year
1	SCOTT Ron	14.5	4	32	9	3.6	9.9	2.2	90	C 4	PANORAMA	8	2003/04
2	COCHRANE Herb	20	7	39	9	4.3	13.3	2.0	90	A 2	NATIONAL BANK	10	1983/84
3	COOMBE Peter A	22.3	6	61	9	6.8	15.0	2.7	90	A 1	KESWICK	8	1989/90
4	COCHRANE Herb	37.3	13	53	8	6.6	28.1	1.4	80	B 3	STATE BANK	8	1984/85
5	PANSINI Angelo	6.2	3	7	7	1.0	5.4	1.1	78	D 7	HAMILTON	2	2015/16
6	STEER Peter	6.4	1	14	7	2.0	5.7	2.1	70	B 4	ADELAIDE CAVAL	11	1983/84
7	PAPAGALLO Frank	8.4	5	19	7	2.7	7.4	2.2	70	B 7	MITCHELL PARK	12	1980/81
8	SINCLAIR Bob	15	5	24	7	3.4	12.9	1.6	70	A 5	MITCHELL PARK	3	1980/81
9	RUSBY Shane	17	5	25	7	3.6	14.6	1.5	70	A 1	ST MARKS	5	1992/93
10	BARNETT Mick	17	6	28	7	4.0	14.6	1.6	70	B 2	PANORAMA	10	1992/93
11	SIDON Brendon	13	2	28	7	4.0	11.1	2.2	70	A 2	KENILWORTH	2	2008/09
12	SMITH John	19.2	5	31	7	4.4	16.6	1.6	70	C 4	PANORAMA	8	1998/99
13	MAZURKE Danny	11.3	4	34	7	4.9	9.9	3.0	78	C 6	NORTH HAVEN	6	1990/91
14	CRAIGIE Grant	15	5	34	7	4.9	12.9	2.3	70	B 3	SOUTH ROAD	2	1995/96
15	GIBBIE John	16	5	37	7	5.3	13.7	2.3	70	D 5	COROMANDEL RAM	11	1994/95
16	SMITH John	9	1	39	7	5.6	7.7	4.3	70	C 4	COWANDILLA	1	1992/93
17	BELL Geoff	14	3	40	7	5.7	12.0	2.9	70	A 4	ADELAIDE CAVAL	5	1981/82
18	BELL Geoff	15	5	43	7	6.1	12.9	2.9	70	A 3	SOUTH ROAD	8	1982/83
19	TRAPPETT Doug	12	2	49	7	7.0	10.3	4.1	70	B 2	MITCHELL PARK	11	1986/87
20	STEER Peter	17	2	51	7	7.3	14.6	3.0	70	B 4	MITCHELL PARK	3	1983/84
21	SCOTT Ron	18.4	3	51	7	7.3	16.0	2.7	70	B 3	KESWICK	FS	1995/96
22	SCOTT Ron	20	5	51	7	7.3	17.1	2.6	70	C 4	BANK SA	5	1997/98
23	COOMBE Peter A	26.1	4	53	7	7.6	22.4	2.0	70	A 2	WESTMINSTER O.	GF	1984/85
24	BROWN David F	23.5	4	54	7	7.7	20.4	2.3	70	C 4	PANORAMA	9	1997/98
25	LITSTER Dave	20	4	55	7	7.9	17.1	2.8	70	B 3	ADELAIDE CAVAL	4	1995/96
26	LISTON Dave	20	3	55	7	7.9	17.1	2.8	70	A 1	ICC SHARKS	10	1998/99
27	WILKIN Anthony	27	6	56	7	8.0	23.1	2.1	70	B 3	MITCHELL PARK	10	2008/09
28	McNAMARA Trinity	16.2	2	57	7	8.1	14.0	3.5	70	C 5	ST GEORGE	6	1996/97
29	PEARCE Mike	24	4	67	7	9.6	20.6	2.8	88	B 3	KENILWORTH	9	1989/90
30	SMITH John	13.5	2	68	7	9.7	11.9	4.9	70	C 5	ICC SHARKS	11	2001/02
31	MARSHALL Ashley	24	6	77	7	11.0	20.6	3.2	70	B 3	ST GEORGE	11	2008/09
32	GIBBIE John	16	1	78	7	11.1	13.7	4.9	70	D 5	WESTMINSTER O.	10	1997/98
33	CONLEY Andrew	13.3	0	80	7	11.4	11.6	5.9	70	A 1	SOUTH ROAD	2	1989/90
34	BROWNE Noel	18.2	1	89	7	12.7	15.7	4.9	70	B 2	KESWICK	11	1999/00
35	WEBLEY Troy	19	1	91	7	13.0	16.3	4.8	70	B 3	BELAIR	5	2008/09
36	SMITH John	10	6	5	6	0.8	10.0	0.5	75	C 4	SOUTH ROAD	5	1999/00
37	MARSHALL Ashley	5.3	1	6	6	1.0	5.5	1.1	67	D 5	COROMANDEL	2	1997/98
38	HUXTABLE Andrew	9	5	6	6	1.0	9.0	0.7	67	C 5	WOODCROFT	8	2005/06
39	KUSTERMANN Bernie	5.5	2	7	6	1.2	5.8	1.2	67	C 6	EDWARDSTOWN	4	1989/90
40	LYNE Mick	11.3	4	10	6	1.7	11.5	0.9	60	C 5	SOUTHERN	1	2001/02
41	WILKIN Anthony	12.5	6	10	6	1.7	12.8	0.8	67	B 2	COROMANDEL	11	2002/03
42	HUCKSTEPP Craig	11	5	13	6	2.2	11.0	1.2	60	B 2	HECTORVILLE	1	1994/95
43	BROWN David F	11.1	4	14	6	2.3	11.2	1.3	60	C 4	CAMPB'TOWN/ANZ	3	1997/98
44	WILLIAMS Scott	16.2	7	15	6	2.5	16.3	0.9	60	B 2	NORTH HAVEN	8	1997/98
45	BARTON Matthew	10.2	3	16	6	2.7	10.3	1.5	60	C 5	SOUTHERN	1	2001/02
46	DENIET Josh	9	3	16	6	2.7	9.0	1.8	60	C 6	NORTH HAVEN	6	2007/08
47	PAPAGALLO Frank	11	3	20	6	3.3	11.0	1.8	60	A 2	KARANA	FS	1984/85
48	GREEN Anthony	12	5	20	6	3.3	12.0	1.7	60	C 6	PLYMPTON FOOTB	6	2011/12
49	BELL Geoff	16.1	5	21	6	3.5	16.2	1.3	60	A 4	COROMANDEL RAM	6	1981/82
50	DEANE Andrew	7	2	21	6	3.5	7.0	3.0	60	B 3	ADELAIDE CAVAL	6	1985/86
51	TEMBY Paul	6.1	0	22	6	3.7	6.2	3.6	60	A 2	KESWICK	4	2010/11
52	COCHRANE Herb	11.4	4	23	6	3.8	11.7	2.0	67	B 4	M.P.S.M.	5	1983/84
53	HUCKSTEPP Craig	15	4	27	6	4.5	15.0	1.8	60	D 6	ST MARKS	7	1992/93
54	PATMORE Dave	10	1	28	6	4.7	10.0	2.8	60	B 6	M.P.S.M.	3	1981/82
55	KING Dave	19	10	29	6	4.8	19.0	1.5	60	A 6	CAMPBELLTOWN	3	1979/80
56	GIBBIE John	22	9	29	6	4.8	22.0	1.3	67	D 6	COROMANDEL RAM	11	1996/97
57	McNAMARA Trinity	15	4	29	6	4.8	15.0	1.9	60	C 4	SOUTHERN	4	1997/98
58	HUCKSTEPP Craig	11	3	29	6	4.8	11.0	2.6	60	C 4	PLYMPTON FOOTB	1	1998/99
59	WILLIAMS Scott	10.5	1	29	6	4.8	10.8	2.7	60	B 2	ICC SHARKS	3	2002/03
60	GIBBIE John	7	1	31	6	5.2	7.0	4.4	67	D 5	ANZ BANK	8	1994/95
61	PAPAGALLO Frank	13	1	32	6	5.3	13.0	2.5	60	A 2	NATIONAL BANK	4	1984/85
62	WILKIN Anthony	13	3	32	6	5.3	13.0	2.5	60	C 6	MORPHETTville	4	2015/16
63	BELL Geoff	14	2	33	6	5.5	14.0	2.4	67	B 7	GLENELG LACROS	5	1980/81
64	GIBBIE John	11.4	1	33	6	5.5	11.7	2.8	60	D 6	KESWICK	10	1996/97
65	RANGER Brenton	14	4	34	6	5.7	14.0	2.4	67	B 7	MITCHELL PARK	12	1980/81
66	WILLIAMS John	21.5	7	34	6	5.7	21.8	1.6	60	A 1	COROMANDEL	FS	1994/95
67	WILKIN Anthony	24	6	35	6	5.8	24.0	1.5	60	B 2	KESWICK	FS	2002/03
68	MARSHALL Ashley	7	2	35	6	5.8	7.0	5.0	60	C 7	ST GEORGE	3	2006/07
69	BRYSON Brett	10	1	35	6	5.8	10.0	3.5	60	D 7	MITCHELL PARK	7	2015/16
70	CRAIGIE Grant	13.3	1	36	6	6.0	13.5	2.7	60	B 2	SALESIAN	7	1986/87
71	WILLIAMS John	17.2	7	36	6	6.0	17.3	2.1	60	A 1	COROMANDEL RAM	7	1989/90
72	GIBBIE John	15.2	1	36	6	6.0	15.3	2.3	60	D 6	HECTORVILLE	3	1992/93
73	MAZURKE Danny	15.1	3	36	6	6.0	15.2	2.4	60	B 2	PANORAMA	GF	1992/93
74	BROWN David F	18.3	8	37	6	6.2	18.5	2.0	60	D 6	WESTERN YOUTH	11	2001/02
75	MAZURKE Danny	16	4	38	6	6.3	16.0	2.4	60	C 5	KESWICK	4	1991/92
76	WOOD Craig	14.1	5	39	6	6.5	14.2	2.8	60	A 2	KESWICK	FS	2007/08
77	HUCKSTEPP Craig	13	2	40	6	6.7	13.0	3.1	60	B 2	BANK SA	8	1994/95
78	BROWNE Noel	14	5	40	6	6.7	14.0	2.9	60	D 5	NORTH HAVEN	10	2000/01
79	GIBBIE John	16	2	42	6	7.0	16.0	2.6	60	D 6	WESTMINSTER O.	6	1996/97
80	BEATTIE John	23	9	42	6	7.0	23.0	1.8	67	B 2	KESWICK	1	2002/03
81	WILKIN Anthony	19.3	5	43	6	7.2	19.5	2.2	60	A 1	PANORAMA	3	2000/01
82	LOY Tony	12.1	3	44	6	7.3	12.2	3.6	60	C 5	RIDGE PARK	7	1995/96
83	MYSTUIK Simon	20.1	4	45	6	7.5	20.2	2.2	67	C 4	MORPHETTville	2	2000/01
84	ISLAM Robiul	15.4	3	45	6	7.5	15.7	2.9	60	A 2	MORPHETTville	7	2013/14
85	WILLIAMS John	17.2	3	46	6	7.7	17.3	2.7	60	A 1	KENILWORTH	9	1988/89
86	MARSHALL Ashley	11	1	46	6	7.7	11.0	4.2	60	A 2	NORTH HAVEN	9	2014/15
87	ISLAM Robiul	16.1	2	46	6	7.7	16.2	2.8	60	A 2	MORPHETT VALE	FS	2014/15
88	BURTENSHAW Dave	15.1	3	47	6	7.8	15.2	3.1	60	A 1	COROMANDEL	5	1999/00
89	NOBLE Graham	11	1	47	6	7.8	11.0	4.3	60	D 5	WESTERN YOUTH	6	2000/01
90	BELL Geoff	16	3	48	6	8.0	16.0	3.0	60	D 6	NORTH PARK	GF	1992/93
91	McNAMARA Trinity	19	5	49	6	8.2	19.0	2.6	60	C 5	MODBURY HEIGHT	1	1995/96
92	BROWNE Noel	13.1	0	50	6	8.3	13.2	3.8	60	A 1	HECTORVILLE	5	1997/98

ALL TIME MOST WICKETS IN AN INNINGS CONTINUED...

Rank	Player Name	Over	Mdn	Runs	Wkts	Ave	Ba/Wkt	Run/Over	%Tm Wkt	Grade & Div	Opposition	Rnd	Year
93	SINCLAIR Bob	17.3	5	51	6	8.5	17.5	2.9	60	B 5	WESTMINSTER O.	8	1982/83
94	BROWN Mike	14.4	2	51	6	8.5	14.7	3.5	67	C 4	KENILWORTH	10	1993/94
95	EDWARDS Shaun	15	3	51	6	8.5	15.0	3.4	60	A 1	COROMANDEL RAM	9	2005/06
96	MARSHALL Ashley	19	7	51	6	8.5	19.0	2.7	67	B 3	COROMANDEL	8	2011/12
97	COOMBE Peter A	12.4	1	53	6	8.8	12.7	4.2	60	A 2	P.T.C.C.	5	1983/84
98	CRAIGIE Grant	15.1	1	53	6	8.8	15.2	3.5	60	B 2	ETSA CAVALIERS	6	1991/92
99	MAZURKE Danny	12	2	54	6	9.0	12.0	4.5	60	C 5	COROMANDEL RAM	6	1991/92
100	GIBBIE John	14.4	3	54	6	9.0	14.7	3.7	67	D 6	MODBURY HEIGHT	11	1992/93
101	WILKIN Anthony	23	2	55	6	9.2	23.0	2.4	60	B 2	MITCHELL PARK	8	1993/94
102	COCHRANE Herb	23.1	4	56	6	9.3	23.2	2.4	60	B 3	HECTORVILLE	7	1984/85
103	HUCKSTEPP Craig	12.2	2	59	6	9.8	12.3	4.8	60	D 5	PLYMPTON FOOTB	3	1993/94
104	GIBBIE Mick	18	3	60	6	10.0	18.0	3.3	60	B 2	SOUTH PARK	8	1999/00
105	MAZURKE Danny	14.3	3	63	6	10.5	14.5	4.3	60	C 6	ANZ BANK	10	1990/91
106	SMITH John	15	2	66	6	11.0	15.0	4.4	75	C 4	KENILWORTH	1	2003/04
107	WILLIAMS Scott	23	4	68	6	11.3	23.0	3.0	60	A 1	PLYMPTON FOOTB	2	1988/89
108	GIBBIE John	19	3	68	6	11.3	19.0	3.6	67	D 5	MODBURY HEIGHT	7	1994/95
109	EDWARDS Shaun	26	6	75	6	12.5	26.0	2.9	75	A 1	PLYMPTON FOOTB	11	2004/05
110	HUCKSTEPP Craig	21.4	7	77	6	12.8	21.7	3.6	60	C 4	MITCHELL PARK	5	1993/94
111	WILKIN Anthony	18.5	3	80	6	13.3	18.8	4.2	60	B 2	SHEIDOW PARK	2	1998/99
112	EDWARDS Shaun	14.1	2	81	6	13.5	14.2	5.7	60	A 1	KESWICK	1	2005/06
113	PATMORE Tim	17.1	2	82	6	13.7	17.2	4.8	60	B 5	KESWICK	1	1982/83
114	COOMBE Peter A	19	0	82	6	13.7	19.0	4.3	86	A 1	COROMANDEL	2	1987/88
115	CONLEY Andrew	20.5	0	83	6	13.8	20.8	4.0	60	A 1	HECTORVILLE	2	1994/95
116	CORNELISSEN Jack	6	3	6	5	1.2	7.2	1.0	71	D 7	WESTERN YOUTH	4	2015/16
117	WILLIAMS John	6.4	1	9	5	1.8	8.0	1.4	50	A 1	COROMANDEL	11	1997/98
118	MARSHALL Ashley	15	10	9	5	1.8	18.0	0.6	50	B 4	MITCHELL PARK	8	2015/16
119	HUCKSTEPP Craig	7	2	10	5	2.0	8.4	1.4	71	C 6	KESWICK	9	1990/91
120	BARNETT Mick	10.5	2	10	5	2.0	13.0	0.9	50	A 1	KESWICK	10	1993/94
121	GEORGE Paul	5.4	2	10	5	2.0	6.8	1.8	50	C 6	COROMANDEL RAM	7	2011/12
122	PATMORE Dave	11	6	11	5	2.2	13.2	1.0	50	B 6	HECTORVILLE	4	1981/82
123	PARHAM Trevor	4.3	1	11	5	2.2	5.4	2.4	50	A 4	SAVINGS BANK S	11	1981/82
124	GIBBIE John	12	6	12	5	2.4	14.4	1.0	50	D 6	COROMANDEL RAM	11	1996/97
125	HARPER Brent	5.4	1	12	5	2.4	6.8	2.1	50	A 2	PLYMPTON FOOTB	3	2007/08
126	McNAMARA Trinity	8	4	12	5	2.4	9.6	1.5	63	C 5	ICC SHARKS	1	2008/09
127	McNAMARA Trinity	11	8	12	5	2.4	13.2	1.1	50	A 2	SOUTH ROAD	11	2009/10
128	JENNINGS Tony	6	1	13	5	2.6	7.2	2.2	50	A 3	EASTWOOD	9	1982/83
129	MITCHELL Rick	7.2	1	13	5	2.6	8.8	1.8	50	A 1	HECTORVILLE	11	1991/92
130	WILLIAMS Scott	9	2	13	5	2.6	10.8	1.4	50	B 3	MITCHELL PARK	5	2005/06
131	SINCLAIR Bob	12.4	6	14	5	2.8	15.2	1.1	50	A 6	PARAFIELD GARD	1	1979/80
132	BARNETT Mick	11	5	14	5	2.8	13.2	1.3	56	B 2	ADELAIDE CAVAL	5	1992/93
133	WILLIAMS Scott	10	4	14	5	2.8	12.0	1.4	50	C 5	SOUTHERN	1	2005/06
134	JOYCE Steve	9	3	15	5	3.0	10.8	1.7	50	B 7	SEAVIEW DOWNS	1	1980/81
135	CONLEY Andrew	10	4	15	5	3.0	12.0	1.5	50	A 1	MITCHELL PARK	8	1993/94
136	WILLIAMS John	18.3	11	15	5	3.0	22.2	0.8	50	A 1	SOUTH ROAD	1	1995/96
137	SIDON Brendon	10.3	2	15	5	3.0	12.6	1.4	50	B 4	SHEIDOW PARK	11	2006/07
138	WILKIN Anthony	12.5	5	15	5	3.0	15.4	1.2	50	C 6	PLYMPTON FOOTB	1	2012/13
139	BRYSON Brett	8	2	16	5	3.2	9.6	2.0	50	D 7	HAMILTON	11	2015/16
140	BURTENSHAW Dave	12	3	18	5	3.6	14.4	1.5	50	A 1	COROMANDEL RAM	1	2002/03

ALL TIME MOST ECONOMICAL LONG BOWLING INNINGS (MIN.20 OVERS)

Rank	Player Name	Over	Mdn	Runs	Wkts	Runs per Over	Grade & Div	Opposition	Rnd	Year
1	SCOTT Ron	20	13	20	2	1.00	C 4	WESTMINSTER O.	FS	1998/99
2	HURCOMBE Peter	20	9	22	4	1.10	A 6	S.A. MACCABI	12	1979/80
3	HURCOMBE Peter	23	11	27	5	1.17	A 6	COROMANDEL	10	1979/80
4	RUSBY Shane	23	10	27	2	1.17	A 1	ANZ BANK	GF	1992/93
5	BELL Geoff	22	7	27	2	1.23	B 3	COROMANDEL	1	1984/85
6	WILKIN Anthony	26	8	32	5	1.23	B 2	SOUTH ROAD	2	1999/00
7	WILKIN Anthony	20	13	26	3	1.30	B 2	COROMANDEL RAM	4	1991/92
8	GIBBIE John	22	9	29	6	1.32	D 6	COROMANDEL RAM	11	1996/97
9	WILKIN Anthony	24	8	32	3	1.33	B 2	KESWICK	1	2002/03
10	DENIET Scott	25	10	35	5	1.40	A 1	KESWICK	10	2002/03

ALL TIME MOST ECONOMICAL MEDIUM BOWLING INNINGS (13-19 OVERS)

Rank	Player Name	Over	Mdn	Runs	Wkts	Runs per Over	Grade & Div	Opposition	Rnd	Year
1	BELL Geoff	15	10	6	2	0.40	D 6	SOUTHERN	8	1995/96
2	COCHRANE Herb	19	13	9	1	0.47	B 3	ADELAIDE CAVAL	6	1984/85
3	WILKIN Anthony	15	9	8	3	0.53	B 4	COROMANDEL RAM	5	2007/08
4	HUCKSTEPP Craig	15	11	9	3	0.60	C 4	WESTMINSTER O.	FS	1998/99
5	MARSHALL Ashley	15	10	9	5	0.60	B 4	MITCHELL PARK	8	2015/16
6	BROWN David F	14	9	10	1	0.71	C 5	KENILWORTH	10	2005/06
7	SMITH John	17	11	13	1	0.76	C 4	KENILWORTH	1	1993/94
8	BROWN David F	15	5	12	3	0.80	D 6	KENILWORTH	10	2002/03
9	WILLIAMS John	18.3	11	15	5	0.81	A 1	SOUTH ROAD	1	1995/96
10	PATMORE Tim	16	9	13	4	0.81	B 6	MITCHELL PARK	10	1981/82
11	RUSBY Shane	19.3	9	17	4	0.87	B 2	HECTORVILLE	8	1998/99
12	HURCOMBE Peter	17	7	15	1	0.88	A 5	ADELAIDE CAVAL	2	1980/81
13	WILLIAMS Scott	16.2	7	15	6	0.92	B 2	NORTH HAVEN	8	1997/98
14	ISLAM Robiul	13	6	12	0	0.92	A 2	COROMANDEL	2	2014/15
15	SINCLAIR Bob	14	6	13	3	0.93	A 6	MITCHELL PARK	9	1979/80
16	RUSBY Shane	15	9	14	4	0.93	A 1	HECTORVILLE	1	1996/97
17	GIBBIE John	19	7	18	3	0.95	D 6	SOUTH ROAD	11	1991/92
18	PEARCE Mike	16	8	16	3	1.00	A 1	HECTORVILLE	2	1990/91
19	WILLIAMS Scott	15	8	15	1	1.00	A 1	KESWICK	6	2000/01
20	SIDON Brendon	15	4	15	1	1.00	A 1	MITCHELL PARK	6	2004/05
21	BROOKER Christian	15	7	15	0	1.00	B 4	ICC SHARKS	GF	2015/16
22	PAPAGALLO Frank	14	5	14	3	1.00	A 2	KENILWORTH	6	1983/84

ALL TIME MOST ECONOMICAL SHORT BOWLING INNINGS (8-12 OVERS)

Rank	Player Name	Over	Mdn	Runs	Wkts	Runs per Over	Grade & Div	Opposition	Rnd	Year
1	WILKIN Anthony	11	10	2	4	0.18	B 2	NORTH HAVEN	8	1997/98
2	SINCLAIR Bob	9	7	2	2	0.22	A 6	CAMPBELLTOWN	3	1979/80
3	ISLAM Robiul	9	7	2	1	0.22	A 2	BELAIR	3	2014/15
4	BARNETT Mick	8.1	6	2	4	0.24	B 2	HECTORVILLE	11	1991/92
5	KING Dave	8	6	3	1	0.38	A 6	COROMANDEL RAM	4	1979/80
6	MARSHALL Ashley	8	6	3	2	0.38	A 2	BELAIR	3	2014/15
7	SMITH John	10	6	5	6	0.50	C 4	SOUTH ROAD	5	1999/00
8	BEATTIE John	10	7	5	2	0.50	A 1	KESWICK	11	1999/00
9	KING Dave	8	4	4	0	0.50	A 6	MITCHELL PARK	9	1979/80
10	BROWN Mike	8	4	4	1	0.50	B 2	COROMANDEL RAM	4	1991/92
11	GULATI Sandeep	8	5	4	4	0.50	D 7	WOODCROFT	11	2014/15
12	MARSHALL Ashley	10.3	6	6	2	0.57	B 4	MITCHELL PARK	FS	2015/16
13	KING Dave	10	5	6	0	0.60	A 6	PARAFIELD GARD	1	1979/80
14	DENIET Scott	10	5	6	0	0.60	A 2	KESWICK	FS	2007/08
15	STEER Peter	8	5	5	4	0.63	A 2	ANZ BANK	7	1984/85
16	SIDON Brendon	8	6	5	2	0.63	A 2	NORTH HAVEN	11	2008/09
17	BROWNE Noel	8	4	5	3	0.63	C 6	SHEIDOW PARK	1	2015/16

ALL TIME MOST RUNS OFF A SINGLE OVER

Rank	Player Name	Runs Off Over	Over number	Grade & Div	Opposition	Rnd	Year
1	HODGE David	36	5	B 2	ROSEWATER	5	1987/88
2	BROWN David F	34	6	C 6	SOUTH ROAD	2	2011/12
3	PUGH Ben	33	3	C 5	WOODCROFT	5	2008/09
4	HODGE David	32	6	B 2	ROSEWATER	5	1987/88
5	WILLIAMS Jarrod	30	1	D 7	PLYMPTON FOOTB	2	2013/14
6	FERGUSON Haimish	30	5	B 4	NORTH HAVEN	5	2015/16
7	EDWARDS Shaun	29	20	A 1	WESTERN YOUTH	7	2005/06
8	WILLIAMS John	28	4	A 1	CAMPB'TOWN/ANZ	7	1997/98
9	BROWNE Noel	28	4	A 1	CAMPB'TOWN/ANZ	7	1997/98
10	GIBBIE Chris	28	5	B 4	COVE	2	2013/14

ALL TIME MOST RUNS CONCEDED BY BOWLER IN INNINGS

Rank	Player Name	Over	Mdn	Runs	Wkts	Run/Over	GrDv	Opposition	Rnd	Year
1	THOMSON Peter	18	0	131	0	7.28	D 5	RIDGE PARK	4	1994/95
2	LYNE Mick	19	2	126	3	6.63	B 2	COROMANDEL RAM	7	2003/04
3	SMITH John	24	0	122	2	5.08	B 2	SHEIDOW PARK	6	1994/95
4	CRAIGIE Grant	27	4	119	5	4.41	B 2	MODBURY HEIGHT	7	1994/95
5	HEDGER Phil	22	1	114	4	5.18	C 4	SEAVIEW O.S.	6	1994/95

ALL TIME MOST WICKETS IN A MATCH

Rank	Player Name	Over	Mdn	Runs	Wkts	GrDv	Opposition	Rnd	Year
1	GIBBIE John	34	15	41	11	D 6	COROMANDEL RAM	11	1996/97
2	KING Dave	25.1	12	50	11	A 6	CAMPBELLTOWN	3	1979/80
3	COCHRANE Herb	28.4	7	67	11	B 4	M.P.S.M.	5	1983/84
4	PAPAGALLO Frank	15.1	5	42	10	B 7	MITCHELL PARK	12	1980/81
5	PATMORE Dave	20	5	70	10	B 5	SOUTHERN UNITE	2	1982/83
6	TRAPPETT Doug	29	4	129	10	B 2	MITCHELL PARK	11	1986/87

ALL TIME MOST WICKET-KEEPING DISMISSALS IN AN INNINGS

Rank	Player Name	W/K Ct	Dismissals St	Total	%Wkts Taken	Grade & Div	Opposition	Rnd	Year
1	FORSTER Tony	5	2	7	70	A 1	NORTH HAVEN	FS	1991/92
2	MANOS George	6	-	6	60	B 3	PANORAMA	10	1984/85
3	FORSTER Tony	4	2	6	60	A 1	COROMANDEL	9	1992/93
4	PEARCE Darren	4	2	6	60	A 1	MITCHELL PARK	8	1993/94
5	HUXTABLE Andrew	1	5	6	60	B 2	SOUTH PARK	8	1999/00
6	SCHULTZ Kristian	6	-	6	60	A 1	HECTORVILLE	7	2000/01
7	HUXTABLE Andrew	4	2	6	60	A 2	MORPHETTVILLE	5	2007/08
8	LIPSETT Wes	5	-	5	63	A 2	NORTH HAVEN	4	2011/12
9	FORSTER Tony	2	3	5	56	A 1	SOUTH ROAD	11	1996/97
10	FORSTER Tony	4	1	5	50	A 1	SOUTH ROAD	5	1987/88
11	FORSTER Tony	4	1	5	50	A 1	ADELAIDE CAVAL	11	1993/94
12	FORSTER Tony	2	3	5	50	A 1	HECTORVILLE	2	1994/95
13	BROWN Andrew	3	2	5	50	D 6	COROMANDEL RAM	11	1996/97
14	SCHULTZ Kristian	5	-	5	50	A 1	COROMANDEL RAM	9	2000/01
15	SCHULTZ Kristian	4	1	5	50	A 1	COROMANDEL	3	2005/06
16	BROWN Andrew	2	3	5	50	C 6	NORTH HAVEN	6	2007/08

ALL TIME MOST FIELD CATCHES IN AN INNINGS

Rank	Player Name	Field Catches	%Wkts Taken	Grade & Div	Opposition	Rnd	Year
1	FORSTER Sean	6	60	C 4	NORTH HAVEN	4	2003/04
2	CASEY Aaron	5	50	D 7	HAMILTON	2	2015/16
3	LANDORF Jason	4	67	B 2	NORTH HAVEN	4	1996/97
4	CONROY Brian	4	50	B 2	ROSEWATER	5	1987/88
5	CONROY Brian	4	44	D 6	NORWOOD UNION	5	1991/92
6	PARHAM Trevor	4	40	A 1	NORWOOD UNION	1	1985/86
7	LAIRD Dean	4	40	B 2	PANORAMA	8	1988/89
8	SANTOS John	4	40	B 3	MODBURY HEIGHT	1	1989/90
9	WILLIAMS Mark	4	40	B 3	COROMANDEL RAM	8	1995/96
10	ROWE Brenton	4	40	B 2	ROSEWATER	4	2004/05
11	HUGHES Peter	4	40	B 3	SOUTHERN	9	2011/12

ALL TIME BEST BATTING/BOWLING ALLROUNDER IN A SEASON

Rank	Player Name	Ga	Batting				Bowling				COTY points	Year & Div	
			Inn	NO	Runs	Ave	Overs	Mdn	Runs	Wkts			Ave
300 RUNS & 30 WICKETS													
1	GIBBIE John	12	11	-	341	31.0	204.2	39	585	57	10.3	1139	1996/97 6
2	GIBBIE John	12	14	-	367	26.2	171.3	27	624	39	16.0	913	1995/96 6;3
3	GIBBIE John	11	11	-	400	36.4	100.2	11	473	33	14.3	862	1994/95 5
4	MAZURKE Danny	12	12	-	338	28.2	181	49	480	33	14.5	800	1990/91 6
5	HARPER Brent	13	12	-	362	30.2	104	17	315	31	10.2	796	2009/10 2
6	McNAMARA Trinity	12	14	3	303	27.5	162.4	26	525	34	15.4	779	1996/97 2;5
250 RUNS & 25 WICKETS													
7	GIBBIE Mick	13	13	1	608	50.7	148.4	14	584	27	21.6	986	2002/03 6;2
8	PANSINI Angelo	12	12	3	531	59.0	114.3	21	341	26	13.1	895	2015/16 6;7
9	CONLEY Andrew	11	12	-	475	39.6	126.4	18	468	25	18.7	825	1995/96 1
10	GIBBIE John	13	14	4	399	39.9	128.5	17	492	29	17.0	805	1997/98 5
11	GIBBIE Mick	10	11	2	415	46.1	89.4	19	282	26	10.8	779	2001/02 3;1
12	GIBBIE Mick	13	14	-	364	26.0	151.4	30	474	29	16.3	770	1996/97 2;1
13	KING Russell	11	11	-	412	37.5	154.1	35	469	25	18.8	762	1999/00 1
14	WILLIAMS John	11	11	1	381	38.1	200.3	58	406	27	15.0	759	1995/96 1
15	DEANE Andrew	11	11	1	342	34.2	126	27	373	29	12.9	748	1985/86 3;1
16	CRAIGIE Grant	12	13	2	355	32.3	131.5	25	370	27	13.7	733	1995/96 3
17	GIBBIE Mick	13	13	-	367	28.2	133.4	17	468	26	18.0	731	1999/00 2
18	WILLIAMS John	13	10	4	307	51.2	191.1	55	413	28	14.8	699	1990/91 1
19	CORNELISSEN Jack	13	10	1	299	33.2	113.2	38	241	28	8.6	691	2015/16 7;4
20	WILLIAMS John	11	11	2	255	28.3	180.4	27	523	29	18.0	661	1988/89 1
21	COOMBE Peter A	10	9	4	255	51.0	95.1	10	356	27	13.2	633	1983/84 2
22	LISTON Dave	11	13	1	260	21.7	153	26	462	26	17.8	624	1998/99 1
200 RUNS & 20 WICKETS													
23	BELL Geoff	13	14	2	503	41.9	158.5	33	431	24	18.0	839	1997/98 5
24	PATMORE Dave	11	14	2	244	20.3	169.5	46	458	41	11.2	818	1981/82 6
25	BELL Geoff	11	12	-	249	20.8	169.1	34	463	39	11.9	795	1980/81 7;5
26	CONLEY Andrew	13	12	2	394	39.4	91.5	0	409	21	19.5	688	1994/95 1
27	GIBBIE John	13	10	3	229	32.7	120.3	11	468	32	14.6	677	1992/93 6;2;4
28	BELL Geoff	10	13	3	384	38.4	133	34	311	20	15.6	664	1995/96 6
29	CONLEY Andrew	10	10	1	329	36.6	141	22	438	23	19.0	651	1996/97 1
30	SMITH John	11	13	-	237	18.2	106.1	27	263	29	9.1	643	1998/99 4
31	GIBBIE John	11	11	1	287	28.7	107.2	8	480	24	20.0	623	1993/94 5;4
32	WILLIAMS John	10	10	-	313	31.3	130.2	29	301	22	13.7	621	1986/87 1
33	GIBBIE Mick	11	11	1	313	31.3	119.3	6	484	22	22.0	621	1998/99 2
34	COOMBE Peter A	11	7	2	236	47.2	126.5	11	480	27	17.8	614	1987/88 1;2
35	BELL Geoff	13	11	1	240	24.0	136.4	42	309	26	11.9	604	1996/97 6
36	WILLIAMS John	9	8	1	266	38.0	163	51	345	24	14.4	602	1996/97 1
37	WILLIAMS John	11	13	3	307	30.7	108.4	25	275	21	13.1	601	1997/98 1
38	WILLIAMS John	12	13	3	236	23.6	159.4	35	413	26	15.9	600	1993/94 1
39	COOMBE Peter A	13	11	5	306	51.0	103.1	11	365	21	17.4	600	1984/85 2
40	BELL Geoff	13	12	2	247	24.7	104.3	26	350	24	14.6	583	1992/93 6;4
41	BRAMMY Simon	11	12	3	204	22.7	117.3	22	362	27	13.4	582	2002/03 6;2
42	BROWN Mike	11	11	-	257	23.4	114	16	428	23	18.6	579	1993/94 4
43	WILLCOX Steve	10	11	1	248	24.8	132.2	31	383	23	16.7	570	2003/04 6
44	BROWN David F	11	12	2	216	21.6	86.3	15	272	25	10.9	566	1997/98 4;2
45	MARSHALL Ashley	11	11	-	240	21.8	116.1	22	414	23	18.0	562	2002/03 6;4
46	McNAMARA Trinity	9	9	-	203	22.6	85.1	25	240	24	10.0	539	2009/10 2;6
47	GIBBIE Mick	11	11	-	251	22.8	98.1	16	399	20	20.0	531	2003/04 2
48	CRAIGIE Grant	13	10	3	235	33.6	152.1	18	440	21	21.0	529	1992/93 2
49	BROWN Mike	13	10	-	200	20.0	118.1	23	297	23	12.9	522	1990/91 6;3
50	CRAIGIE Grant	11	10	-	237	23.7	121.1	20	411	20	20.6	517	1987/88 2;1
51	MARSHALL Ashley	12	12	1	201	18.3	94.3	14	395	22	18.0	509	2007/08 4
150 RUNS & 15 WICKETS													
52	DEANE Andrew	11	10	3	161	23.0	213	49	588	47	12.5	819	1984/85 3;2
53	MAZURKE Danny	11	10	-	172	17.2	176.4	35	487	42	11.6	760	1991/92 5
54	STEER Peter	10	9	2	196	28.0	206.4	37	556	39	14.3	742	1983/84 4;2
55	WILLIAMS John	12	9	2	185	26.4	178.3	38	454	33	13.8	647	1989/90 1
56	PARHAM Trevor	11	11	2	359	39.9	61.5	10	227	18	12.6	611	1981/82 4
57	WILLIAMS John	12	10	2	175	21.9	162.2	50	317	30	10.6	595	1991/92 1
58	BELL Geoff	11	12	-	308	25.7	82.3	21	214	19	11.3	574	1999/00 5
59	PATMORE Dave	12	13	-	186	14.3	93	15	309	26	11.9	550	1980/81 7
60	MARSHALL Ashley	11	12	-	278	23.2	120	25	390	18	21.7	530	2004/05 5

ALL TIME BEST ALLROUND SEASON (RUNS/WICKETS/CATCHES/STUMPINGS)

Rank	Player Name	Ga	Season Aggregates				COTY points	Year & Div
			Runs	Wkts	Ct	St		
1	GIBBIE John	12	341	57	4	-	1219	1996/97 6
2	FORSTER Tony	12	522	-	21	9	1122	1997/98 1
3	McNAMARA Trinity	12	303	34	14	-	1059	1996/97 2;5
4	KING Russell	11	412	25	14	-	1042	1999/00 1
5	GIBBIE Mick	13	608	27	2	-	1026	2002/03 6;2
6	PANSINI Angelo	12	531	26	5	-	995	2015/16 6;7
7	GIBBIE John	12	367	39	4	-	993	1995/96 6;3
8	CONLEY Andrew	11	475	25	8	-	985	1995/96 1
9	CORNELISSEN Jack	13	299	28	14	-	971	2015/16 7;4
10	FORSTER Tony	10	428	-	18	9	968	1996/97 1
11	CONLEY Andrew	13	394	21	14	-	968	1994/95 1
12	GIBBIE John	11	400	33	5	-	962	1994/95 5
13	HODGE Andrew	13	757	1	9	-	951	1996/97 6
14	BELL Geoff	13	503	24	5	-	939	1997/98 5
15	DEANE Andrew	11	161	47	5	-	919	1984/85 3;2
16	WILLIAMS John	11	381	27	8	-	919	1995/96 1
17	CRAIGIE Grant	12	355	27	9	-	913	1995/96 3
18	MANOS George	10	339	-	20	8	899	1981/82 6
19	GIBBIE Mick	10	415	26	6	-	899	2001/02 3;1
20	PATMORE Dave	11	244	41	4	-	898	1981/82 6

ALL TIME MOST RUNS IN A SEASON

Rank	Player Name	Ga	Inn	NO	Runs	Ave	Innings Scores							% Tm	%@ Cr	Strokes			Year & Div
							Hi	100	>50	>30	>10	>0*	0			6s	4s	1s	
1	HODGE Andrew	13	12	2	757	75.7	125*	2	6	2	-	2	-	29	52	21	95	157	1996/97 6
2	EDWARDS Rob	11	12	2	678	67.8	188	1	5	2	4	-	-	29	56	19	73	160	1995/96 5
3	ALSOP Greg	13	12	1	667	60.6	118	3	2	4	1	2	-	27	58	24	65	119	2001/02 3
4	CONLEY Andrew	13	12	3	650	72.2	126	4	2	-	3	3	-	26	47	6	93	169	2009/10 6
5	CONROY Brian	11	13	2	628	57.1	156*	2	3	1	2	3	2	25	68	45	55	92	1982/83 5
6	GIBBIE Mick	13	13	1	608	50.7	98	-	5	5	2	-	1	23	54	11	73	158	2002/03 6;2
7	HODGE Andrew	13	14	2	596	49.7	123	1	5	2	3	2	1	22	52	4	81	130	1997/98 5
8	CRAIGIE Grant	11	11	-	591	53.7	107	1	5	1	3	-	1	26	48	20	64	144	2007/08 6
9	EMERY Peter	9	10	-	544	54.4	155	2	2	2	3	1	-	28	71	50	43	53	1992/93 6;4
10	PANSINI Angelo	12	12	3	531	59.0	212*	1	3	-	5	3	-	28	69	44	40	63	2015/16 6;7
11	FORSTER Tony	12	14	-	522	37.3	114	2	2	1	4	4	1	20	50	14	53	129	1997/98 1
12	BURNETT Bill	13	12	1	519	47.2	80	-	5	2	4	1	-	19	47	2	47	149	1994/95 1
13	HODGE Andrew	12	12	2	512	51.2	104	1	5	1	3	1	1	24	57	15	61	95	1980/81 5
14	HEDGER John	12	12	2	512	51.2	107*	2	2	3	3	2	-	21	61	15	38	121	1991/92 1
15	WILSON Gary	12	12	4	507	63.4	75*	-	6	2	2	1	1	22	59	31	52	65	2015/16 4;6;2
16	BELL Geoff	13	14	2	503	41.9	98*	-	5	2	4	3	-	19	41	2	31	223	1997/98 5
17	NOBLE Bob	11	13	4	493	54.8	85	-	5	2	3	3	-	20	42	2	69	152	1982/83 3;5
18	CONLEY Andrew	12	11	4	479	68.4	163*	2	1	2	5	-	1	25	53	9	71	94	2011/12 6
19	CONLEY Andrew	9	9	2	478	68.3	129*	1	4	1	2	1	-	27	49	5	74	110	2013/14 4;2
20	DALY Mick	11	11	-	476	43.3	123	1	4	-	3	3	-	22	53	10	63	100	1989/90 6
21	CONLEY Andrew	11	12	-	475	39.6	161	1	1	3	5	2	-	20	46	3	60	111	1995/96 1
22	BURNETT Tom	11	13	4	474	52.7	74	-	1	9	2	1	-	23	40	1	46	212	1981/82 4
23	DALY Mick	9	13	1	467	38.9	133*	2	2	-	4	5	-	22	56	8	68	93	1981/82 6
24	BELL Geoff	11	11	1	462	46.2	107	1	2	4	2	2	-	23	44	1	43	168	2001/02 6
25	CONLEY Andrew	10	10	-	453	45.3	95	-	4	3	2	1	-	22	53	7	64	127	2012/13 6;4
26	DAVIDSON Phil	11	12	1	450	40.9	88	-	5	1	3	3	-	21	63	16	53	83	1995/96 3;6
27	FERGUSON Jason	11	10	-	445	44.5	88	-	4	3	1	2	-	25	65	16	47	120	2013/14 5
28	CONROY Brian	10	13	-	442	34.0	111	1	2	2	4	3	1	20	68	21	57	50	1981/82 4;6
29	ALSOP Greg	11	12	2	440	44.0	106	1	3	-	6	2	-	21	55	7	49	98	2000/01 2
30	BURNETT Bill	11	12	3	438	48.7	111*	1	1	4	4	2	-	21	53	-	36	155	1983/84 2
31	CONROY Brian	13	13	-	438	33.7	103	1	4	1	2	4	1	15	63	24	39	78	1985/86 3
32	EDWARDS Rob	12	14	3	437	39.7	113	1	2	4	1	5	1	20	51	11	55	99	1996/97 5
33	BURNETT Bill	13	13	1	434	36.2	110*	2	-	3	4	3	1	17	55	5	34	135	1984/85 2
34	LIPSETT Wes	13	13	-	433	33.3	89	-	5	2	1	4	1	18	42	4	34	128	2009/10 2;6
35	BURNETT Bill	11	11	5	432	72.0	133*	1	2	2	5	1	-	20	47	1	54	159	1982/83 3
36	O'CONNELL Lachlan	8	9	-	431	47.9	109	2	3	-	2	1	1	25	72	23	35	59	2000/01 1
37	FORSTER Tony	10	10	1	428	47.6	81	-	5	2	2	1	-	20	55	10	37	104	1996/97 1
38	O'CONNELL Lachlan	9	11	-	424	38.5	68	-	4	3	3	-	1	23	68	11	56	56	2001/02 1
39	WILLIAMS Mark	11	11	-	421	38.3	90	-	3	2	4	1	1	19	47	4	44	115	1989/90 3;1
40	EDWARDS Rob	11	11	2	416	46.2	107*	2	2	1	3	3	-	22	47	5	39	127	1990/91 3
41	GIBBIE Mick	10	11	2	415	46.1	119	1	2	2	2	4	-	20	46	14	38	89	2001/02 3;1
42	GIBBIE Dom	12	11	1	413	41.3	140	2	-	1	5	3	-	17	48	4	50	89	2001/02 5
43	EDWARDS Rob	12	12	1	413	37.5	135*	1	1	5	2	1	2	19	45	9	36	124	1998/99 2
44	KING Russell	11	11	-	412	37.5	82	-	3	3	3	2	-	19	43	10	37	93	1999/00 1
45	SMITH John	10	11	3	406	50.8	83*	-	5	-	3	3	-	20	38	-	33	185	1983/84 4
46	GIBBIE John	11	11	-	400	36.4	103	1	3	1	4	2	-	17	48	11	48	99	1994/95 5
47	MONAHAN Phil	12	12	-	400	33.3	69	-	3	3	4	1	1	18	62	11	56	64	2007/08 4
48	GIBBIE John	13	14	4	399	39.9	61*	-	4	3	3	3	1	15	60	13	42	83	1997/98 5
49	PANSINI Angelo	12	11	1	399	39.9	146	1	1	3	3	2	1	23	67	16	50	58	2013/14 4;5;2
50	PARHAM Trevor	7	6	-	398	66.3	128	2	2	1	-	1	-	32	72	16	43	76	2006/07 1;7
51	BELSAK Andrew	10	11	-	398	36.2	117	1	2	1	5	2	-	21	59	12	48	70	2015/16 2
52	PARHAM Trevor	12	11	1	397	39.7	108*	1	2	1	4	2	1	16	50	-	50	98	1994/95 1
53	HODGE David	10	10	1	394	43.8	76	-	5	1	1	2	1	17	38	2	33	163	1990/91 6
54	CONLEY Andrew	13	12	2	394	39.4	124*	1	2	-	6	2	1	14	44	-	37	136	1994/95 1
55	CONROY Brian	11	12	1	394	35.8	97	-	3	3	2	4	-	16	69	14	48	53	1991/92 6
56	HUGHES Peter	13	12	1	389	35.4	125	1	-	4	5	2	-	17	39	1	54	97	2015/16 7;4
57	EDWARDS Rob	13	14	1	389	29.9	65	-	2	6	2	3	1	14	47	8	28	107	1984/85 2;3
58	HODGE Andrew	8	9	3	388	64.7	112	2	1	1	2	3	-	22	50	11	47	67	1994/95 5
59	McNAMARA Trinity	10	10	2	385	48.1	113	1	3	-	3	2	1	18	64	21	42	40	2008/09 5;2;3
60	BELL Geoff	10	13	3	384	38.4	72	-	3	4	2	2	2	17	47	3	34	158	1995/96 6
61	PARHAM Trevor	10	10	1	383	42.6	179*	1	2	-	5	1	1	22	57	6	53	79	2004/05 2;5
62	WILLIAMS John	11	11	1	381	38.1	90	-	3	3	2	3	-	17	50	3	35	111	1995/96 1
63	NOBLE Bob	13	13	-	381	29.3	92	-	2	3	5	2	1	15	54	4	37	56	1985/86 1;3
64	LIPSETT Wes	12	10	-	379	37.9	79	-	3	2	3	2	-	20	51	3	47	75	2014/15 2
65	GIBBIE Mick	13	13	1	377	31.4	102*	1	1	3	2	4	2	15	34	5	29	104	1991/92 1

ALL TIME MOST WICKET-KEEPING DISMISSALS IN A SEASON

	Rank	Player Name	Games	WK Games	WK Dismissals		per WK	Year & Div	
					Ct	St	Total		Match
	1	FORSTER Tony	12	12	17	17	34	2.83	1991/92 1
	2	FORSTER Tony	12	12	21	9	30	2.50	1997/98 1
	3	MANOS George	10	10	20	8	28	2.80	1981/82 6
	4	FORSTER Tony	12	12	19	9	28	2.33	1995/96 1
	5	FORSTER Tony	10	10	18	9	27	2.70	1996/97 1
	6	FORSTER Tony	11	11	16	11	27	2.45	1990/91 1
	7	TEMBY Paul	11	11	24	2	26	2.36	2004/05 1
	8	HUXTABLE Andrew	13	13	13	13	26	2.00	1999/00 2
	9	BROWN Andrew	13	12	16	9	25	2.08	1996/97 6
10		FORSTER Tony	10	9	16	8	24	2.67	1987/88 1
11		FORSTER Tony	12	12	19	5	24	2.00	1992/93 1
12		FORSTER Tony	12	11	20	4	24	2.18	1994/95 1
13		FULLER Paul	13	12	22	2	24	2.00	2001/02 3
14		FORSTER Tony	12	12	19	4	23	1.92	1993/94 1
15		BALYM Anton	12	12	14	9	23	1.92	2014/15 2
16		FORSTER Tony	10	10	8	14	22	2.20	1989/90 1
17		SCHULTZ Kristian	11	9	22	-	22	2.44	2000/01 1;2
18		SCHULTZ Kristian	11	11	20	2	22	2.00	2012/13 2
19		PEARCE Darren	12	12	20	2	22	1.83	1990/91 1;6;3
20		LIPSETT Wes	12	11	20	2	22	2.00	2010/11 2

ALL TIME MOST WICKETS IN A SEASON

Rank	Player Name	Ga	In	Overs	Mdn	Runs	Wkts	Ave	Innings	Figures	Ba/Wkt	Run/Over	%	Year & Div
1	GIBBIE John	12	14	204.2	39	585	57	10.3	6/29	3 3 2 4	22	2.9	43	1996/97 6
2	SINCLAIR Bob	12	16	206.2	53	459	50	9.2	7/24	1 3 2 5	25	2.2	34	1980/81 5
3	DEANE Andrew	11	18	213	49	588	47	12.5	5/26	- 3 3 4	27	2.8	32	1984/85 3;2
4	WILKIN Anthony	11	14	227.5	42	733	47	15.6	6/43	1 2 4 3	29	3.2	41	2000/01 1
5	BELL Geoff	11	15	172.2	48	411	44	9.3	7/40	2 1 3 2	24	2.4	33	1981/82 4
6	SINCLAIR Bob	12	19	207.4	77	380	43	8.8	5/14	- 2 2 3	29	1.8	26	1979/80 6
7	MAZURKE Danny	11	13	176.4	35	487	42	11.6	6/38	2 1 2 3	25	2.8	36	1991/92 5
8	PATMORE Dave	11	18	169.5	46	458	41	11.2	6/28	1 3 - 1	25	2.7	26	1981/82 6
9	WILKIN Anthony	13	14	244.1	75	469	41	11.4	5/32	- 3 2 4	36	1.9	33	1999/00 2;1
10	BELL Geoff	11	15	169.1	34	463	39	11.9	6/33	1 1 4 2	26	2.7	28	1980/81 7;5
11	STEER Peter	10	14	206.4	37	556	39	14.3	7/14	2 1 - 3	32	2.7	30	1983/84 4;2
12	GIBBIE John	12	13	171.3	27	624	39	16.0	5/21	- 3 3 2	26	3.6	37	1995/96 6;3
13	COCHRANE Herb	8	10	149.4	41	282	38	7.4	9/39	2 1 1 3	24	1.9	39	1983/84 4;2
14	WILKIN Anthony	13	14	207.3	57	514	38	13.5	6/10	2 - 1 4	33	2.5	28	2002/03 2
15	BELL Geoff	12	20	217.3	52	518	37	14.0	5/44	- 1 2 3	35	2.4	26	1984/85 3;2
16	JOYCE Steve	12	17	156	33	373	34	11.0	5/15	- 2 1 1	28	2.4	22	1980/81 7;5
17	SMITH John	10	10	124.4	27	442	34	13.0	7/39	1 2 1 2	22	3.5	38	1992/93 4;2
18	PAPAGALLO Frank	11	11	145.3	22	470	34	13.8	6/20	2 1 1 3	26	3.2	33	1984/85 2
19	COOMBE Peter A	13	13	153.5	21	493	34	14.5	5/37	- 2 2 3	27	3.2	27	1990/91 3;1
20	BROWNE Noel	13	13	153.2	17	511	34	15.0	5/39	- 3 1 3	27	3.3	28	1991/92 1
21	MCMAMARA Trinity	12	14	162.4	26	525	34	15.4	7/57	1 1 1 3	29	3.2	30	1996/97 2;5
22	KING Dave	8	14	161.1	72	285	33	8.6	6/29	1 1 2 3	29	1.8	29	1979/80 6
23	PATMORE Dave	6	10	94.5	19	313	33	9.5	5/31	- 2 2 4	17	3.3	37	1982/83 5
24	COCHRANE Herb	11	11	195.2	57	398	33	12.1	8/53	2 1 - 2	36	2.0	29	1984/85 2;3
25	WILLIAMS John	12	14	178.3	38	454	33	13.8	6/36	1 1 2 1	32	2.5	27	1989/90 1
26	GIBBIE John	11	12	100.2	11	473	33	14.3	7/37	3 1 - 2	18	4.7	32	1994/95 5
27	MAZURKE Danny	12	14	181	49	480	33	14.5	7/34	2 1 - 2	33	2.7	29	1990/91 6
28	BURTENSHAW Dave	10	13	186.4	48	527	33	16.0	5/59	- 1 2 5	34	2.8	31	2000/01 1
29	SMITH John	11	12	141.4	35	386	32	12.1	7/68	1 1 2 -	27	2.7	27	2001/02 5
30	RUSBY Shane	13	15	157	39	393	32	12.3	4/14	- - 1 4	29	2.5	23	1990/91 3;1
31	BARNETT Mick	13	13	187.2	55	422	32	13.2	7/28	1 1 1 2	35	2.3	27	1992/93 2;1
32	GIBBIE John	13	9	120.3	11	468	32	14.6	6/36	2 1 1 3	23	3.9	27	1992/93 6;2;4
33	BELL Geoff	12	12	163.4	39	536	32	16.8	5/37	- 2 2 2	31	3.3	30	1986/87 2;1
34	HARPER Brent	13	13	104	17	315	31	10.2	5/35	- 1 2 4	20	3.0	25	2009/10 2
35	BEATTIE John	12	13	117.2	32	322	31	10.4	4/14	- - 2 4	23	2.7	25	2001/02 3
36	WILKIN Anthony	12	14	174.1	49	425	31	13.7	6/80	1 - 1 5	34	2.4	29	1998/99 2
37	COOMBE Peter A	10	12	128.5	15	428	31	13.8	9/61	1 - 1 4	25	3.3	30	1989/90 1
38	JENNINGS Tony	10	16	160	33	460	31	14.8	4/22	- - 3 2	31	2.9	22	1981/82 6
39	BROWN David F	11	13	164.1	36	467	31	15.1	4/36	- - 3 3	32	2.8	27	1999/00 5
40	EDWARDS Shaun	11	13	171.2	24	778	31	25.1	6/51	2 - 3 1	33	4.5	37	2005/06 1
41	WILLIAMS John	12	12	162.2	50	317	30	10.6	5/22	- 1 2 3	32	2.0	27	1991/92 1
42	COOMBE Peter A	8	11	100.4	17	330	30	11.0	4/39	- - 4 3	20	3.3	31	1982/83 3
43	HURCOMBE Peter	10	16	163.2	57	333	30	11.1	5/27	- 2 2 1	33	2.0	24	1979/80 6
44	WOOD Craig	10	10	109.3	15	400	30	13.3	6/39	1 1 2 2	22	3.7	31	2007/08 2;4
45	ISLAM Robiul	11	11	143.5	35	409	30	13.6	6/45	1 1 - 6	29	2.8	36	2013/14 2
46	LYNE Mick	13	17	148.3	31	450	30	15.0	6/10	1 1 - 1	30	3.0	19	2001/02 5;3
47	DENIET Scott	11	12	170.4	37	458	30	15.3	5/35	- 1 2 3	34	2.7	29	2002/03 1
48	SMITH John	11	11	106.1	27	263	29	9.1	7/31	1 2 1 2	22	2.5	27	1998/99 4
49	MARSHALL Ashley	12	12	133.4	32	371	29	12.8	5/36	- 1 2 3	28	2.8	25	2001/02 3;5
50	DEANE Andrew	11	11	126	27	373	29	12.9	6/21	1 1 2 1	26	3.0	30	1985/86 3;1
51	RUSBY Shane	12	12	160.5	43	396	29	13.7	7/25	1 - 2 1	33	2.5	27	1992/93 2;1
52	PAPAGALLO Frank	10	12	151	30	408	29	14.1	5/55	- 1 1 4	31	2.7	27	1983/84 2
53	BRUSNAHAN Dale	12	13	129	24	432	29	14.9	4/10	- - 3 1	27	3.3	25	2014/15 4
54	BELL Geoff	11	14	140.1	25	451	29	15.6	7/43	1 1 1 2	29	3.2	23	1982/83 3
55	HUCKSTEPP Craig	11	11	139	35	459	29	15.8	6/59	2 - 2 -	29	3.3	30	1993/94 5;4
56	GIBBIE Mick	13	12	151.4	30	474	29	16.3	5/43	- 2 2 2	31	3.1	23	1996/97 2;1
57	GIBBIE John	13	14	128.5	17	492	29	17.0	7/78	1 - 2 1	27	3.8	25	1997/98 5
58	WILLIAMS John	11	11	180.4	27	523	29	18.0	6/46	1 - 2 2	37	2.9	31	1988/89 1
59	CORNELISSEN Jack	13	16	113.2	38	241	28	8.6	5/6	- 1 - 4	24	2.1	19	2015/16 7;4
60	BRYSON Brett	12	15	113.3	21	356	28	12.7	6/35	1 1 - 1	24	3.1	21	2015/16 7
61	WILLIAMS John	13	13	191.1	55	413	28	14.8	4/35	- - 2 4	41	2.2	23	1990/91 1
62	COOMBE Peter A	10	10	139.1	20	431	28	15.4	5/52	- 1 2 4	30	3.1	31	1992/93 2;1

ALL TIME MOST CATCHES BY FIELDSMAN IN A SEASON

Rank	Player Name	Games	Field Catches	Ct per Match	Year & Div
1	CONROY Jason	10	16	1.60	1995/96 5;3
2	CONROY Brian	11	15	1.36	1987/88 2
3	LANDORF Jason	9	14	1.56	1996/97 2;5;6
4	PALMER Dave	11	14	1.27	1996/97 5;6
5	KING Russell	11	14	1.27	1999/00 1
6	MELLORS Greg	11	14	1.27	2000/01 5;4
7	MCMAMARA Trinity	12	14	1.17	1996/97 2;5
8	DEY Richard	12	14	1.17	1999/00 2;1
9	CONLEY Andrew	13	14	1.08	1994/95 1
10	CORNELISSEN Jack	13	14	1.08	2015/16 7;4
11	PARR Ashley	10	13	1.30	2001/02 5;6
12	LUONG Bang	11	13	1.18	1999/00 4;5;2
13	FORSTER Sean	11	13	1.18	2003/04 4;6
14	HUGHES Peter	13	13	1.00	1994/95 1;2
15	CONROY Brian	10	12	1.20	1983/84 4
16	PARHAM Trevor	11	12	1.09	1981/82 4
17	SMITH John	11	12	1.09	1997/98 4
18	HUGHES Peter	12	12	1.00	1989/90 3;6
19	BURNETT Bill	12	12	1.00	1992/93 1
20	WILLCOX Steve	12	12	1.00	1997/98 5;4
21	BROWN Mike	13	12	0.92	1990/91 6;3
22	BROWN David F	13	12	0.92	1996/97 6

A GRADE RECORDS

MOST RUNS MADE IN CAREER IN A GRADE

Rank	Player Name	Debut	Yrs	Gam	Inn	NO	Runs	Ave	Innings Hi	Scores 100 50 30 0	100 Min	SeasonAgg Hi 300 200	Pshps 100 50	% Tm	% Cr
1	BURNETT Bill	1980/81	17	172	165	26	4945	35.6	153	8 24 32 6	42	519 8 5	16 58	15	47
2	CONLEY Andrew	1988/89	22	168	179	26	4365	28.5	161	2 21 30 16	46	475 5 6	10 49	14	45
3	SCHULTZ Kristian	1998/99	18	194	207	14	4036	20.9	100*	1 19 34 17	29	355 1 11	7 43	11	43
4	PARHAM Trevor	1979/80	23	165	163	15	3755	25.4	108*	5 13 29 13	25	397 4 6	10 37	12	48
5	WILLIAMS John	1984/85	15	147	139	21	3243	27.5	108*	2 14 24 7	31	381 5 3	7 41	11	45
6	FORSTER Tony	1984/85	14	149	135	27	2763	25.6	114	2 13 19 10	14	522 3 1	5 24	10	53
7	WILLIAMS Mark	1989/90	13	107	109	10	2521	25.5	91	- 19 16 13	18	326 3 5	4 25	12	51
8	DAVIDSON Phil	1996/97	18	139	149	10	2431	17.5	93	- 7 22 17	13	369 2 2	3 26	9	47
9	BURNETT Tom	1979/80	10	96	96	15	2370	29.3	100*	1 10 22 5	31	474 4 2	8 33	13	40
10	LIPSETT Wes	2009/10	7	68	64	2	2175	35.1	104*	2 16 12 2	21	395 6 -	11 15	19	48
11	TEMBY Paul	2001/02	13	112	112	11	2106	20.9	105	1 14 13 18	1	364 2 2	2 13	11	62
12	HODGE Andrew	1979/80	11	82	83	15	1965	28.9	104	1 12 9 8	9	512 2 2	7 16	12	48
13	GIBBIE Mick	1991/92	7	74	76	3	1887	25.8	102*	1 8 17 9	24	377 3 3	6 24	13	45
14	HEDGER John	1989/90	11	89	87	4	1871	22.5	107*	2 10 13 11	10	512 1 3	1 22	11	51
15	O'CONNELL Lachlan	1999/00	7	39	43	1	1646	39.2	146	3 11 8 5	6	431 4 -	2 18	20	67
16	ALSOP Greg	1999/00	6	61	74	4	1328	19.0	79	- 4 11 11	5	293 - 4	2 13	12	46
17	COOMBE Peter A	1982/83	11	90	70	35	1286	36.7	80	- 5 13 4	3	306 1 1	1 16	7	44
18	EDWARDS Rob	1982/83	9	59	60	4	1246	22.3	106*	1 3 16 3	11	297 - 3	4 12	11	44
19	DEY Richard	1994/95	14	79	79	6	1146	15.7	79	- 5 6 13	7	216 - 1	3 7	8	42
20	HUGHES Peter	1987/88	16	87	88	5	1118	13.5	64	- 4 7 15	6	244 - 2	1 9	7	45
21	HARRISON Graham	1988/89	6	49	47	6	1099	26.8	102	1 5 7 4	2	315 1 2	1 10	12	56
22	MITCHELL Rick	1990/91	4	31	32	1	974	31.4	146	2 5 5 3	2	365 2 1	2 10	16	67
23	DEANE Andrew	1983/84	6	42	40	2	895	23.6	106	2 3 2 2	4	360 1 1	1 10	10	47
24	FRANKCOM John	1988/89	4	41	42	8	834	24.5	101*	1 3 6 4	5	287 - 2	1 9	12	48
25	HARPER Brent	2006/07	4	38	35	-	834	23.8	96	- 6 5 3	3	362 1 1	1 10	12	54
26	DENIET Josh	2009/10	6	60	54	12	775	18.5	67*	- 2 6 9	1	229 - 1	- 5	8	52
27	MENAMARA Trinity	2001/02	4	25	26	3	747	32.5	113	1 4 4 2	1	296 - 2	2 7	15	59
28	HUXTABLE Andrew	2001/02	9	76	64	8	741	13.2	66	- 1 5 9	4	213 - 1	- 11	5	34
29	SIDON Brendon	2000/01	12	93	76	24	631	12.1	45*	- - 3 10	-	140 - -	- 3	4	50
30	KING Russell	1999/00	2	20	21	1	589	29.5	82	- 4 3 -	8	412 1 -	1 7	14	43
31	BURTENSHAW Dave	1997/98	7	60	57	13	581	13.2	41	- - 4 5	2	162 - -	- 6	5	43
32	GUTSCHE Anton	1992/93	2	22	23	2	560	26.7	88*	- 3 7 3	3	296 - 2	2 4	16	48
33	RUSSELL Nic	2008/09	5	32	29	4	551	22.0	68	- 2 5 3	3	207 - 1	- 8	9	50
34	PALMER Dave	1999/00	8	46	43	5	448	11.8	52	- 1 4 7	-	189 - -	- 4	6	43
35	BROWNE Noel	1990/91	8	75	55	20	445	12.7	32	- - 3 6	-	120 - -	- 1	3	42

MOST WICKETS TAKEN IN CAREER IN A GRADE

Rank	Player Name	Debut	Yrs	Gam	Overs	Mdn	Runs	Wkts	Ave	Innings Best	Fig 5w 3w	SeasonAgg Hi 25 15	Ba/ Wkt	% Tm
1	WILLIAMS John	1984/85	15	147	1982.1	472	4910	314	15.6	6/34	10 44	33 6 5	38	23
2	COOMBE Peter A	1982/83	11	90	1028.1	118	3592	231	15.5	9/61	9 34	31 4 5	27	26
3	WILKIN Anthony	1991/92	11	92	1253.3	280	3629	212	17.1	6/43	12 31	47 3 4	35	25
4	WILLIAMS Scott	1983/84	15	112	1305	270	3782	182	20.8	6/68	3 21	25 1 5	43	17
5	CONLEY Andrew	1988/89	22	168	857.3	90	3348	158	21.2	7/80	3 19	25 1 4	33	10
6	BURTENSHAW Dave	1997/98	7	60	783.2	173	2277	137	16.6	6/47	6 17	33 3 1	34	25
7	BELL Geoff	1980/81	12	71	754.5	175	2066	130	15.9	7/40	5 13	44 2 -	35	18
8	SIDON Brendon	2000/01	12	93	956.5	195	2972	129	23.0	7/28	2 15	23 - 4	45	15
9	PAPAGALLO Frank	1980/81	7	50	683.1	136	1954	125	15.6	6/20	5 18	34 2 3	33	26
10	DENIET Scott	2001/02	7	60	800.5	176	2675	123	21.7	5/35	2 20	30 1 5	39	24
11	SINCLAIR Bob	1979/80	4	37	595.5	166	1390	121	11.5	7/24	6 17	50 2 1	30	25
12	BROWNE Noel	1990/91	8	75	801.4	95	2845	110	25.9	6/50	5 10	34 2 2	44	16
13	WILLIAMS Rowan	2010/11	6	64	660.2	174	1954	100	19.5	5/34	5 11	25 1 2	40	19
14	RUSBY Shane	1990/91	8	55	605.1	173	1459	99	14.7	7/25	1 15	23 - 3	37	19
15	MARSHALL Ashley	2005/06	6	51	391.1	74	1331	88	15.1	6/46	2 14	26 1 2	27	19
16	HURCOMBE Peter	1979/80	4	30	483.5	143	1136	76	14.9	5/27	3 9	30 2 1	38	20
17	ISLAM Robiul	2012/13	4	27	343.4	85	948	70	13.5	6/45	3 13	30 1 1	29	30
18	EDWARDS Shaun	2004/05	4	26	396.2	71	1545	67	23.1	6/51	3 8	31 1 -	35	29
19	PARHAM Trevor	1979/80	23	165	255.2	45	877	65	13.5	5/11	2 7	18 - 2	24	4
20	HARPER Brent	2006/07	4	38	311	62	909	64	14.2	5/12	2 9	31 1 2	29	18

BEST BATTING/BOWLING ALLROUNDERS IN CAREER IN A GRADE

Rank	Player Name	Debut	Yrs	Gam	Batting Runs	Ave	Bowling Wkts	Ave	COTY Points	ALLrnd 50&5 40&4 30&3	Season 200&20
2000 RUNS & 200 WICKETS											
1	WILLIAMS John	1984/85	15	147	3243	27.5	314	15.6	7639	1 1 10	7
1000 RUNS & 100 WICKETS											
2	CONLEY Andrew	1988/89	22	168	4365	28.5	158	21.2	6577	1 1 4	3
3	COOMBE Peter A	1982/83	11	90	1286	36.7	231	15.5	4520	- 2 2	2
500 RUNS & 50 WICKETS											
4	SCHULTZ Kristian	1998/99	18	194	4036	20.9	53	25.2	4778	- - 1	-
5	PARHAM Trevor	1979/80	23	165	3755	25.4	65	13.5	4665	- 1 3	-
6	BURTENSHAW Dave	1997/98	7	60	581	13.2	137	16.6	2499	- 1 1	-
7	SIDON Brendon	2000/01	12	93	631	12.1	129	23.0	2437	- - 1	-

MOST WICKETKEEPING DISMISSALS IN CAREER IN A GRADE

Rank	Player Name	Debut	Yrs	Gam	Games Kept	Dismissals Ct St	Total	per Game	Innings 5w 4w 3w	20 in Season	Total Byes	Byes/ Game
1	FORSTER Tony	1984/85	14	149	147	209 99	308	2.10	6 15 33	10	333	2.27
2	SCHULTZ Kristian	1998/99	18	194	79	111 10	121	1.53	3 4 6	3	214	2.71
3	BARKER Terry	1979/80	5	47	47	65 17	82	1.74	- 3 5	2	155	3.30
4	HUXTABLE Andrew	2001/02	9	76	46	67 9	76	1.65	1 4 3	1	109	2.37
5	LIPSETT Wes	2009/10	7	68	20	35 3	38	1.90	1 3 3	1	19	0.95

MOST PARTNERSHIP RUNS TOGETHER IN CAREER IN A GRADE

Rank	Names of Partners	No. of Pships	Not Outs	Pship Runs	Ave. Pship	Best Pship	Pships of 100	50
1	PARHAM Trevor & BURNETT Tom	44	2	1710	40.7	140	3	11
2	BURNETT Tom & BURNETT Bill	38	2	1491	41.4	130	3	10
3	SCHULTZ Kristian & LIPSETT Wes	39	2	1422	38.4	211	4	4
4	SCHULTZ Kristian & DAVIDSON Phil	64	2	1338	21.6	99	-	7
5	CONLEY Andrew & BURNETT Bill	34	2	1072	33.5	140	1	7
6	HODGE Andrew & BURNETT Bill	20	1	947	49.8	148	3	3
7	FORSTER Tony & CONLEY Andrew	23	-	891	38.7	110	3	4
8	WILLIAMS John & BURNETT Bill	30	1	873	30.1	162	2	3
9	WILLIAMS John & CONLEY Andrew	29	4	829	33.2	112	2	4
10	PARHAM Trevor & BURNETT Bill	34	1	806	24.4	75	-	5

ALL TIME BEST PARTNERSHIPS FOR EACH WICKET IN A GRADE

Rank	Wkt	Runs	Player Names	GrDv	Opposition	Rnd	Year
1	1st	211*	LIPSETT Wes 104* & SCHULTZ Kristian 100*	A 2	SHEIDOW PARK	4	2013/14
2	1st	151*	DEY Richard 52* & DAVIDSON Phil 81*	A 1	COROMANDEL RAM	7	2003/04
3	1st	148	BURNETT Bill 52 & HODGE Andrew 87	A 5	SOUTH ROAD	12	1980/81
1	2nd	194	SCHMIAUKE Marc 88 & BELSAK Andrew 117	A 2	MORPHETTVILLE	3	2015/16
2	2nd	160	BURNETT Tom 81 & DEANE Andrew 106	A 1	SOUTH ROAD	5	1987/88
3	2nd	141	O'CONNELL Lachlan 146 & KING Russell 44	A 1	MORPHETTVILLE	4	1999/00
1	3rd	153	WILLIAMS Mark 64 & CONLEY Andrew 96	A 1	ICC SHARKS	8	2000/01
2	3rd	140	WILLIAMS Mark 79 & SCHULTZ Kristian 56	A 1	ICC SHARKS	3	2002/03
3	3rd	130	ALSOP Greg 64 & SCHULTZ Kristian 59	A 1	ICC SHARKS	10	2004/05
1	4th	190*	EDWARDS Rob 106* & PARHAM Trevor 105*	A 1	STATE BANK	8	1987/88
2	4th	172	RILEY Ian 45 & CONLEY Andrew 161	A 1	SHEIDOW PARK	10	1995/96
3	4th	140*	JOYCE Steve 56* & PARHAM Trevor 101*	A 4	ANZ BANK	10	1981/82
1	5th	160	LIPSETT Wes 69 & HARPER Brent 96	A 2	KESWICK	GF	2009/10
2	5th	148	HODGE Andrew 104 & BURNETT Bill 46*	A 5	KESWICK	9	1980/81
3	5th	130	WILLIAMS Mark 58 & TUMES John 67	A 1	PLYMPTON FOOTB	8	2001/02
1	6th	165	HODGE Andrew 71 & WILLIAMS John 108*	A 1	COROMANDEL RAM	1	1988/89
2	6th	162	BURNETT Bill 108 & WILLIAMS John 106*	A 1	ANZ BANK	10	1990/91
3	6th	140	WEEKS Steve 45 & BURNETT Bill 153	A 1	MITCHELL PARK	2	1995/96
1	7th	98	COOMBE Peter A 33 & WILLIAMS John 63	A 2	SEAVIEW DOWNS	11	1984/85
2	7th	96	BURNETT Bill 50 & COOMBE Peter A 80	A 1	MITCHELL PARK	4	1987/88
3	7th	84	TEMBY Paul 105 & CONROY Jason 29	A 2	WESTERN YOUTH	5	2010/11
1	8th	98*	COOMBE Peter A 35* & FORSTER Tony 61*	A 1	HECTORVILLE	5	1986/87
2	8th	85	MARSHALL Ashley 28 & DENIET Josh 67*	A 2	GLENELG ANA	8	2014/15
3	8th	82*	BURTENSHAW Dave 19* & BURNETT Bill 106*	A 1	GLENELG ANA	10	1997/98
1	9th	119	MARSHALL Ashley 39 & TONKIN Andrew 61*	A 2	KESWICK	4	2008/09
2	9th	66	PAPAGALLO Frank 33 & FORSTER Tony 27*	A 2	SEAVIEW DOWNS	11	1984/85
3	9th	58	WILKIN Anthony 22 & BURTENSHAW Dave 30*	A 1	PANORAMA	3	2000/01
1	10th	81	RUSSELL Nic 68 & DENIET Josh 21*	A 2	WESTERN YOUTH	6	2011/12
2	10th	79	WILLIAMS Scott 19 & BARKER Terry 59*	A 2	KESWICK	2	1983/84
3	10th	48	FROST Justin 24 & TONKIN Andrew 32*	A 2	PLYMPTON FOOTB	3	2008/09

RUNS FROM EACH BATTING POSITION IN CAREER IN A GRADE

Player Name	Gam	Opener	Runs & Average from each Batting Position										
			No.3	No.4	No.5	No.6	No.7	No.8	No.9	No.10	No.11		
BURNETT Bill	172	697@ 30	893@ 37	1389@ 36	1454@ 38	380@ 38	82@ 27	36@ 36	14@ 14	-@ -	-@ -	-@ -	-@ -
CONLEY Andrew	168	1734@ 33	967@ 25	759@ 33	467@ 26	286@ 19	125@ 31	-@ -	16@ 8	11@ -	-@ -	-@ -	-@ -
SCHULTZ Kristian	194	2450@ 22	689@ 21	310@ 22	218@ 14	198@ 20	158@ 20	13@ 7	-@ -	-@ -	-@ -	-@ -	-@ -
PARHAM Trevor	165	1577@ 23	882@ 40	572@ 29	375@ 27	130@ 19	140@ 14	29@ 7	50@ 25	-@ -	-@ -	-@ -	-@ -
WILLIAMS John	147	404@ 20	1031@ 33	592@ 27	242@ 17	309@ 28	575@ 36	90@ 23	-@ -	-@ -	-@ -	-@ -	-@ -
FORSTER Tony	149	961@ 40	18@ 18	61@ 20	155@ 19	199@ 25	349@ 19	626@ 22	361@ 23	33@ 17	-@ -	-@ -	-@ -
WILLIAMS Mark	107	94@ 16	392@ 28	349@ 18	1310@ 27	234@ 39	44@ 22	22@ 7	58@ -	18@ 18	-@ -	-@ -	-@ -
DAVIDSON Phil	139	1289@ 20	362@ 20	174@ 12	132@ 15	304@ 14	64@ 16	72@ 12	34@ 34	-@ -	-@ -	-@ -	-@ -
BURNETT Tom	96	1674@ 26	597@ 60	-@ -	15@ 8	23@ 23	58@ 19	1@ -	2@ 2	-@ -	-@ -	-@ -	-@ -
LIPSETT Wes	68	1622@ 35	484@ 35	69@ 69	-@ -	-@ 0	-@ -	-@ -	-@ -	-@ -	-@ -	-@ -	-@ -
TEMBY Paul	112	13@ 13	-@ -	310@ 22	603@ 26	723@ 20	308@ 19	130@ 16	19@ 10	-@ -	-@ -	-@ -	-@ -
HODGE Andrew	82	132@ 19	75@ 25	702@ 25	649@ 41	71@ 14	225@ 32	62@ 62	34@ 34	15@ -	-@ -	-@ -	-@ -
GIBBIE Mick	74	1778@ 27	-@ 0	-@ -	-@ -	109@ 22	-@ -	-@ -	-@ -	-@ -	-@ -	-@ -	-@ -
HEDGER John	89	62@ 12	54@ 27	1153@ 26	220@ 22	201@ 17	181@ 20	-@ -	-@ -	-@ -	-@ -	-@ -	-@ -
O'CONNELL Lachlan	39	1411@ 38	131@ 44	104@ 52	-@ -	-@ -	-@ -	-@ -	-@ -	-@ -	-@ -	-@ -	-@ -
ALSOP Greg	61	478@ 20	174@ 16	326@ 19	191@ 27	88@ 15	71@ 14	-@ -	-@ -	-@ -	-@ -	-@ -	-@ -
COOMBE Peter A	90	18@ -	-@ -	14@ 14	65@ 65	102@ 34	526@ 44	350@ 35	116@ 29	91@ 30	4@ 4	-@ -	-@ -
EDWARDS Rob	59	222@ 19	110@ 22	20@ 5	551@ 29	202@ 22	128@ 32	11@ 6	2@ 2	-@ -	-@ -	-@ -	-@ -
DEY Richard	79	271@ 21	26@ -	88@ 15	48@ 24	111@ 19	353@ 14	208@ 12	36@ 18	5@ 5	-@ -	-@ -	-@ -
HUGHES Peter	87	39@ 7	302@ 16	48@ 12	97@ 12	125@ 11	470@ 18	37@ 5	-@ 0	-@ -	-@ -	-@ -	-@ -

MOST MINUTES PER INNINGS (MIN.500 RUNS) IN CAREER IN A GRADE

Rank	Player Name	Debut	Yrs	Gam	All Inn	Timed Inn	Total Minutes	Minutes per Inning	Runs per Minute
1	KING Russell	1999/00	2	20	21	21	1741	82.90	0.338
2	BURNETT Tom	1979/80	10	96	96	92	7089	77.05	0.328
3	LIPSETT Wes	2009/10	7	68	64	64	4767	74.48	0.456
4	GIBBIE Mick	1991/92	7	74	76	74	5484	74.11	0.341
5	BURNETT Bill	1980/81	17	172	165	154	11182	72.61	0.429
6	CONLEY Andrew	1988/89	22	168	179	175	12261	70.06	0.353
7	GUTSCHE Anton	1992/93	2	22	23	21	1346	64.10	0.398
8	WILLIAMS John	1984/85	15	147	139	133	8171	61.44	0.393
9	EDWARDS Rob	1982/83	9	59	60	56	3163	56.48	0.383
10	O'CONNELL Lachlan	1999/00	7	39	43	43	2345	54.53	0.702

MOST TIMES TOP SCORE IN MATCH IN CAREER IN A GRADE

Rank	Player Name	Debut	Yrs	Gam	Times Top Score	% of Games	Seasons with		
							4ts+	3ts	2ts
1	BURNETT Bill	1980/81	17	172	34	19.8	2	6	3
2	CONLEY Andrew	1988/89	22	168	29	17.3	1	3	7
3	LIPSETT Wes	2009/10	7	68	25	36.8	4	2	-
4	PARHAM Trevor	1979/80	23	165	23	13.9	1	1	5
5	SCHULTZ Kristian	1998/99	18	194	22	11.3	1	-	6
6	WILLIAMS John	1984/85	15	147	20	13.6	-	4	2

HIGHEST PERCENT OF TEAM RUNS SCORED (MIN.500 RUNS) IN CAREER IN A GRADE

Rank	Player Name	Debut	Yrs	Gam	Player Runs	Team Runs	% of Team Runs		
1	O'CONNELL Lachlan	1999/00	7	39	1646	8073	20.39		
2	LIPSETT Wes	2009/10	7	68	2175	11348	19.17		
3	GUTSCHE Anton	1992/93	2	22	560	3552	15.77		
4	MITCHELL Rick	1990/91	4	31	974	6282	15.50		
5	BURNETT Bill	1980/81	17	172	4945	32280	15.32		

MOST TIMES BEST BOWLING FIGURES IN MATCH IN CAREER IN A GRADE

Rank	Player Name	Debut	Yrs	Gam	no.times Best Fig	% of Matches	Seasons with		
							4bf+	3bf	2bf
1	WILLIAMS John	1984/85	15	147	39	26.5	5	3	4
2	COOMBE Peter A	1982/83	11	90	32	35.6	3	5	2
3	WILKIN Anthony	1991/92	11	92	25	27.2	2	3	2
4	BURTENSHAW Dave	1997/98	7	60	18	30.0	1	3	-
5	WILLIAMS Rowan	2010/11	6	64	18	28.1	3	1	1
6	PAPAGALLO Frank	1980/81	7	50	17	34.0	3	-	1

HIGHEST PERCENT OF TEAM WICKETS TAKEN (MIN.200 OVERS) IN CAREER IN A GRADE

Rank	Player Name	Debut	Yrs	Gam	Player Wickets	Team Wickets	% of Team Wickets		
1	ISLAM Robiul	2012/13	4	27	70	230	30.43		
2	EDWARDS Shaun	2004/05	4	26	67	230	29.13		
3	COOMBE Peter A	1982/83	11	90	231	876	26.37		
4	LISTON Dave	1997/98	2	20	50	190	26.32		
5	SMITH Dave	2003/04	3	17	39	150	26.00		

ALL TIME MOST RUNS IN A SEASON IN A GRADE

Rank	Player Name	Ga	Inn	NO	Runs	Ave	Innings Scores							% Tm	% Cr	Strokes			Year & Div
							Hi	100	>50	>30	>10	>0*	0			6s	4s	1s	
1	FORSTER Tony	12	14	-	522	37.3	114	2	2	1	4	4	1	20	50	14	53	129	1997/98 1
2	BURNETT Bill	13	12	1	519	47.2	80	-	5	2	4	1	-	19	47	2	47	149	1994/95 1
3	HODGE Andrew	12	12	2	512	51.2	104	1	5	1	3	1	1	24	57	15	61	95	1980/81 5
4	HEDGER John	12	12	2	512	51.2	107*	2	2	3	3	2	-	21	61	15	38	121	1991/92 1
5	CONLEY Andrew	11	12	-	475	39.6	161	1	1	3	5	2	-	20	46	3	60	111	1995/96 1
6	BURNETT Tom	11	13	4	474	52.7	74	-	1	9	2	1	-	23	40	1	46	212	1981/82 4

ALL TIME MOST WICKETS IN A SEASON IN A GRADE

Rank	Player Name	Ga	In	Overs	Mdn	Runs	Wkts	Ave	Innings Figures					Ba/ Wkt	Run/ Over	% Tm	Year & Div
									Best	6w	5w	4w	3w				
1	SINCLAIR Bob	12	16	206.2	53	459	50	9.2	7/24	1	3	2	5	25	2.2	34	1980/81 5
2	WILKIN Anthony	11	14	227.5	42	733	47	15.6	6/43	1	2	4	3	29	3.2	41	2000/01 1
3	BELL Geoff	11	15	172.2	48	411	44	9.3	7/40	2	1	3	2	24	2.4	33	1981/82 4
4	SINCLAIR Bob	12	19	207.4	77	380	43	8.8	5/14	-	2	2	3	29	1.8	26	1979/80 6
5	PAPAGALLO Frank	11	11	145.3	22	470	34	13.8	6/20	2	1	1	3	26	3.2	33	1984/85 2
6	BROWNE Noel	13	13	153.2	17	511	34	15.0	5/39	-	3	1	3	27	3.3	28	1991/92 1

ALL TIME BEST BATTING/BOWLING ALLROUNDER IN A SEASON IN A GRADE

Rank	Player Name	Ga	Batting				Bowling				COTY points	Year & Div	
			Inn	NO	Runs	Ave	Overs	Mdn	Runs	Wkts			Ave
300 RUNS & 30 WICKETS													
1	HARPER Brent	13	12	-	362	30.2	104	17	315	31	10.2	796	2009/10 2
250 RUNS & 25 WICKETS													
2	CONLEY Andrew	11	12	-	475	39.6	126.4	18	468	25	18.7	825	1995/96 1
3	KING Russell	11	11	-	412	37.5	154.1	35	469	25	18.8	762	1999/00 1
4	WILLIAMS John	11	11	1	381	38.1	200.3	58	406	27	15.0	759	1995/96 1
5	WILLIAMS John	13	10	4	307	51.2	191.1	55	413	28	14.8	699	1990/91 1

ALL TIME MOST WICKET-KEEPING DISMISSALS IN A SEASON IN A GRADE

Rank	Player Name	Games	WK Games	WK Dismissals		per WK Match	Year & Div
				Ct	St		
1	FORSTER Tony	12	12	17	17	2.83	1991/92 1
2	FORSTER Tony	12	12	21	9	2.50	1997/98 1
3	FORSTER Tony	12	12	19	9	2.33	1995/96 1
4	FORSTER Tony	10	10	18	9	2.70	1996/97 1
5	FORSTER Tony	11	11	16	11	2.45	1990/91 1

B GRADE RECORDS

MOST RUNS MADE IN CAREER IN B GRADE

Rank	Player Name	Debut	Yrs	Gam	Inn	NO	Runs	Ave	Innings Hi 100	Scores 50 30 0	100 Min	SeasonAgg Hi 300200	Pshps 10050	% Tm	% Cr
1	HUGHES Peter	1985/86	29	221	224	18	4589	22.3	123*	3 19 41 22	27	372	2 8	10 44	12 49
2	EDWARDS Rob	1982/83	21	133	138	10	3193	24.9	135*	4 14 27 8	26	416	6 1	7 37	13 47
3	CRAIGIE Grant	1985/86	23	155	148	17	2733	20.9	78	- 12 22 14	3	355	1 4	1 30	10 51
4	CONROY Brian	1981/82	8	75	85	3	2644	32.2	156*	4 15 16 8	2	628	6 1	7 20	16 67
5	PALMER Dave	1997/98	16	117	118	12	2390	22.5	140	2 12 13 19	21	339	2 4	3 28	12 44
6	SMITH John	1980/81	25	134	135	33	2184	21.4	83*	- 11 16 15	26	406	2 3	3 35	9 35
7	NOBLE Bob	1980/81	11	85	90	13	2067	26.8	92	- 12 14 4	7	325	2 3	7 20	12 47
8	GIBBIE Mick	1996/97	6	59	61	4	1982	34.8	119	2 9 16 4	23	576	4 1	5 19	18 53
9	PARHAM Trevor	1984/85	18	96	98	7	1977	21.7	103	1 8 13 12	16	294	- 3	2 19	12 48
10	FULLER Paul	1991/92	15	113	115	8	1804	16.9	72	- 6 13 8	19	286	- 3	2 20	9 40
11	GIBBIE Dom	1992/93	16	107	108	16	1449	15.8	66	- 2 12 8	13	196	- -	- 9	8 40
12	ALSOP Greg	1997/98	4	41	41	5	1443	40.1	118	4 7 7 -	7	667	2 1	6 12	19 56
13	DALY Mick	1980/81	9	62	69	3	1427	21.6	133*	2 7 9 8	5	467	2 -	1 17	11 54
14	DEY Richard	1994/95	16	91	84	15	1383	20.0	81	- 6 8 14	8	217	- 2	2 14	9 43
15	WILLIAMS Mark	1988/89	10	54	55	4	1360	26.7	90	- 10 6 6	10	359	1 3	2 11	14 49
16	MONAHAN Phil	2005/06	10	68	72	1	1285	18.1	76	- 6 9 10	7	400	1 2	1 9	12 56
17	DAVIDSON Phil	1993/94	11	50	49	4	1133	25.2	86	- 8 7 5	5	309	1 1	3 10	13 50
18	MANOS George	1980/81	6	51	59	11	1109	23.1	61*	- 5 12 9	3	339	1 1	2 12	10 49
19	ROWE Brenton	1996/97	15	93	98	10	1076	12.2	60	- 3 4 7	7	154	- -	1 7	7 39
20	HODGE Andrew	1981/82	11	50	52	6	1012	22.0	66	- 2 9 7	6	263	- 3	- 15	11 45
21	CRAM Don	1983/84	7	54	60	10	965	19.3	71	- 2 7 4	-	245	- 2	- 9	9 55
22	WILKIN Anthony	1991/92	14	113	89	14	953	12.7	46	- - 5 7	2	144	- -	- 3	5 46
23	MARSHALL Ashley	1999/00	11	84	77	10	894	13.3	76	- 2 5 12	4	201	- 1	3 7	6 40
24	BELL Geoff	1980/81	15	97	91	33	849	14.6	64	- 2 3 12	1	249	- 1	- 5	5 45
25	HALL Michael	1987/88	6	36	41	4	838	22.6	140	1 2 6 3	7	292	- 2	1 6	13 44
26	TONKIN Andrew	2002/03	9	56	58	4	763	14.1	105	1 1 4 6	1	207	- 1	1 4	9 53
27	HOLST Bill	1982/83	9	44	42	1	725	17.7	66	- 4 5 6	-	207	- 1	- 6	9 52
28	CONLEY Andrew	1991/92	6	20	20	2	704	39.1	129*	1 6 1 2	6	413	1 -	4 2	18 50
29	FERGUSON Haimish	2014/15	2	24	24	3	642	30.6	83	- 5 3 2	3	338	2 -	2 6	13 53
30	TEMBY Paul	2001/02	7	43	38	3	641	18.3	78*	- 3 4 3	1	211	- 1	1 6	8 58
31	MONAGHAN Scott	2013/14	3	25	22	3	593	31.2	114	1 3 4 1	1	240	- 1	3 6	12 46
32	PERRYMAN Gavin	1992/93	4	24	23	1	522	23.7	100	1 1 4 2	6	249	- 2	- 5	13 47
33	DEANE Andrew	1983/84	3	21	22	3	512	26.9	75	- 4 2 1	4	243	- 1	1 8	12 45
34	BURNETT Tom	1980/81	8	30	30	2	491	17.5	74	- 2 1 -	5	118	- -	- 3	9 37
35	HODGE David	1981/82	9	44	34	11	474	20.6	70*	- 2 2 1	3	131	- -	- 6	5 34

MOST WICKETS TAKEN IN CAREER IN B GRADE

Rank	Player Name	Debut	Yrs	Gam	Overs	Mdn	Runs	Wkts	Ave	Innings Best	Fig 5w 3w	SeasonAg Hi 25 15	Ba/ Wkt	% Tm
1	WILKIN Anthony	1991/92	14	113	1520.3	426	3834	240	16.0	7/56	9 39	38 4 4	38	26
2	CRAIGIE Grant	1985/86	23	155	1365.3	204	4551	212	21.5	7/34	8 22	27 2 7	39	16
3	BELL Geoff	1980/81	15	97	1238.4	260	3537	192	18.4	6/33	8 26	38 3 3	39	21
4	MARSHALL Ashley	1999/00	11	84	721	144	2559	150	17.1	7/77	3 20	26 2 3	29	23
5	GIBBIE Mick	1996/97	6	59	637.1	82	2357	130	18.1	6/60	3 20	27 2 3	29	23
6	WILLIAMS Scott	1989/90	9	56	644.5	155	1714	115	14.9	6/15	5 13	24 - 3	34	24
7	PATMORE Dave	1980/81	4	33	409.3	90	1224	108	11.3	6/28	6 12	41 3 -	23	24
8	SMITH John	1980/81	25	134	624.1	101	2191	93	23.6	4/35	- 14	17 -	1	40
9	HUCKSTEPP Craig	1994/95	12	61	579.2	112	1613	84	19.2	6/13	2 9	17 -	2	41
10	DEANE Andrew	1983/84	3	21	378	86	984	83	11.9	6/21	6 12	45 1 2	27	32
11	MAZURKE Danny	1980/81	8	36	525	110	1505	80	18.8	6/36	4 6	19 -	3	39
12	TONKIN Andrew	2002/03	9	56	446.5	73	1636	72	22.7	5/40	1 8	17 -	1	37
13	PATMORE Tim	1980/81	5	28	194	50	539	61	8.8	6/82	1 8	26 1 1	19	15
14	STEER Peter	1982/83	6	27	342.4	52	1134	61	18.6	7/14	3 6	39 1 -	34	22
15	JENNINGS Tony	1980/81	3	23	301.3	61	926	59	15.7	5/60	1 9	31 1 1	1	31
16	HODGE David	1981/82	9	44	364.1	78	1105	55	20.1	4/31	- 8	20 -	1	40
17	BARNETT Mick	1991/92	3	20	276.1	70	620	52	11.9	7/28	2 9	27 1 1	32	28
18	BRAMMY Simon	1994/95	9	32	325.4	64	1060	50	21.2	5/40	1 5	18 -	1	39
19	BRUSNAHAN Dale	2014/15	2	25	264	51	832	47	17.7	4/10	- 6	29 1 1	34	22
20	LYNE Mick	2000/01	5	27	288.5	54	1043	45	23.2	5/40	1 5	23 -	1	39

BEST BATTING/BOWLING ALLROUNDERS IN CAREER IN B GRADE

Rank	Player Name	Debut	Yrs	Gam	Batting Runs Ave	Bowling Wkts Ave	COTY Points	ALLrnd Matches 50&5 40&4 30&3	Season 200&20
2000 RUNS & 200 WICKETS									
1	CRAIGIE Grant	1985/86	23	155	2733 20.9	212 21.5	5701	- 4 3	2
1000 RUNS & 100 WICKETS									
2	GIBBIE Mick	1996/97	6	59	1982 34.8	130 18.1	3802	- 2 9	5
500 RUNS & 50 WICKETS									
3	WILKIN Anthony	1991/92	14	113	953 12.7	240 16.0	4313	- 1 1	-
4	BELL Geoff	1980/81	15	97	849 14.6	192 18.4	3537	1 - 1	1
5	SMITH John	1980/81	25	134	2184 21.4	93 23.6	3486	- 1 2	-
6	MARSHALL Ashley	1999/00	11	84	894 13.3	150 17.1	2994	- 1 1	1
7	TONKIN Andrew	2002/03	9	56	763 14.1	72 22.7	1771	- 1 -	-

MOST WICKETKEEPING DISMISSALS IN CAREER IN B GRADE

Rank	Player Name	Debut	Yrs	Gam	Games Kept	Dismissals Ct	St	Total	per Game	Innings 5w	4w	3w	20 in Season	Total Byes	Byes/ Game
1	FULLER Paul	1991/92	15	113	65	86	11	97	1.49	-	4	8	1	115	1.77
2	MANOS George	1980/81	6	51	44	72	20	92	2.09	1	3	4	2	333	7.57
3	PEARCE Darren	1989/90	5	41	41	52	9	61	1.49	-	1	7	-	72	1.76
4	NOBLE Bob	1980/81	11	85	39	45	8	53	1.36	-	2	4	-	96	2.46
5	CRAM Don	1983/84	7	54	31	50	1	51	1.65	-	3	5	-	96	3.10

MOST PARTNERSHIP RUNS TOGETHER IN CAREER IN B GRADE

Rank	Names of Partners	No. of Pships	Not Outs	Pship Runs	Ave. Pship	Best Pship	Pships of 100	50
1	SMITH John & NOBLE Bob	29	2	1011	37.4	101	1	10
2	SMITH John & DALY Mick	40	1	997	25.6	115	1	5
3	EDWARDS Rob & FULLER Paul	33	-	872	26.4	97	-	7
4	CONROY Brian & NOBLE Bob	16	1	795	53.0	228	4	2
5	HUGHES Peter & PALMER Dave	27	1	791	30.4	91	-	7
6	HUGHES Peter & MARSHALL Ashley	18	1	598	35.2	105	1	4
7	WILLIAMS Mark & EDWARDS Rob	18	-	593	32.9	90	-	3
8	PARHAM Trevor & FULLER Paul	29	-	584	20.1	87	-	1
9	GIBBIE Mick & FULLER Paul	22	-	545	24.8	112	1	2
10	HUGHES Peter & EDWARDS Rob	22	-	510	23.2	114	2	1

ALL TIME BEST PARTNERSHIPS FOR EACH WICKET IN B GRADE

Rank	Wkt	Runs	Player Names	GrDv	Opposition	Rnd	Year
1	1st	158	PALMER Dave 59 & TONKIN Andrew 105	B 4	ICC SHARKS	2	2012/13
2	1st	136	ROWE Brenton 46 & ALSOP Greg 88	B 2	SOUTH PARK	5	2000/01
3	1st	122	FERGUSON Haimish 67 & BARLEY James 82	B 4	WESTERN YOUTH	11	2014/15
1	2nd	184	CONLEY Andrew 85 & MONAGHAN Scott 114	B 4	SOUTH PARK	11	2013/14
2	2nd	143	AITKEN Geoff 85 & SMITH John 53*	B 4	M.P.S.M.	5	1983/84
3	2nd	139	GIBBIE Mick 87 & DAVIDSON Phil 86	B 3	SOUTH ROAD	11	2001/02
1	3rd	134	GIBBIE Mick 98 & TEMBY Paul 78*	B 2	KENILWORTH	4	2002/03
2	3rd	133	CONROY Brian 90 & NOBLE Bob 81	B 5	COROMANDEL	4	1982/83
3	3rd	132	EDWARDS Rob 51 & GIBBIE Mick 113*	B 2	SEACOMBE SALV'	5	1998/99
1	4th	228*	CONROY Brian 153* & NOBLE Bob 65*	B 5	KENILWORTH	7	1982/83
2	4th	151	NOBLE Bob 92 & HUGHES Peter 81	B 3	ROSEWATER	9	1985/86
3	4th	146	RICHARDSON Dan 74 & EDWARDS Rob 135*	B 2	SHEIDOW PARK	2	1998/99
1	5th	109*	BAYLISS Paul 45* & CONLEY Andrew 129*	B 4	HAMILTON	10	2013/14
2	5th	99	BAYLISS Paul 30 & PANSINI Angelo 146	B 4	COROMANDEL RAM	5	2013/14
3	5th	97	FERGUSON Jason 76 & MONAHAN Phil 76	B 4	WESTERN YOUTH	2	2014/15
1	6th	133	MARSHALL Ashley 76 & DEY Richard 68	B 4	SHEIDOW PARK	1	2012/13
2	6th	109*	STEER Peter 32* & CONROY Brian 156*	B 5	ADELAIDE CAVAL	9	1982/83
3	6th	106	WILLIAMS Rowan 38 & HUGHES Peter 107*	B 3	KESWICK	4	2010/11
1	7th	109	SHIPP Andrew 43 & COOMBE Peter A 58	B 2	KESWICK	9	1987/88
2	7th	101	HALL Michael 140 & HARGRAVES Craig 32	B 2	SHEIDOW PARK	6	1994/95
3	7th	96	HODGE Andrew 66 & CRAIGIE Grant 76	B 3	KENILWORTH	11	1990/91
1	8th	126*	MARTIN Anthony 43* & MONAGHAN Scott 90*	B 4	MORPHETT VALE	7	2014/15
2	8th	118*	MARSHALL Ashley 45* & DEY Richard 66*	B 4	MORPHETT VALE	6	2015/16
3	8th	101	HUGHES Peter 103 & WEBLEY Troy 95*	B 4	WESTERN YOUTH	11	2007/08
1	9th	92	WILKIN Anthony 46 & SMITH John 40	B 3	SOUTH PARK	9	2005/06
2	9th	75	CONROY Brian 98 & CRAM Don 53	B 2	KENILWORTH	3	1987/88
3	9th	67*	MARSHALL Ashley 15* & WILSON Gary 75*	B 4	MITCHELL PARK	FS	2015/16
1	10th	67	RANGER Brenton 35 & HODGE David 70*	B 6	COROMANDEL	2	1981/82
2	10th	60	WILLIAMS Scott 29 & SMITH John 32*	B 2	COROMANDEL	3	2003/04
3	10th	51*	WILLCOX Steve 30* & PEARCE Mike 36*	B 3	HECTORVILLE	11	1989/90

RUNS FROM EACH BATTING POSITION IN CAREER IN B GRADE

Player Name	Gam	Runs & Average from each Batting Position										
		Opener	No.3	No.4	No.5	No.6	No.7	No.8	No.9	No.10	No.11	
HUGHES Peter	221	235@ 15	963@ 19	1404@ 26	1269@ 25	434@ 21	153@ 26	102@ 20	28@ 14	1@ -	-@ -	-
EDWARDS Rob	133	1008@ 31	1370@ 29	501@ 22	118@ 11	104@ 21	72@ 12	16@ 16	4@ 4	-@ -	-@ -	-
CRAIGIE Grant	155	120@ 24	58@ 10	580@ 17	466@ 23	691@ 23	615@ 22	200@ 40	3@ 2	-@ -	-@ -	-
CONROY Brian	75	21@ 4	103@ 34	829@ 32	936@ 52	381@ 29	209@ 19	165@ 28	-@ -	-@ -	-@ -	-
PALMER Dave	117	1275@ 25	166@ 33	106@ 12	556@ 21	38@ 38	155@ 22	91@ 15	-@ -	3@ 3	-@ -	-
SMITH John	134	1651@ 25	99@ 17	-@ -	46@ 12	15@ 5	64@ 16	71@ 10	109@ 16	126@ 25	3@ 3	-
NOBLE Bob	85	99@ 17	971@ 31	445@ 32	211@ 30	144@ 18	70@ 18	80@ 16	14@ 14	24@ -	9@ 9	-
GIBBIE Mick	59	1982@ 35	-@ -	-@ -	-@ -	-@ -	-@ -	-@ -	-@ -	-@ -	-@ -	-
PARHAM Trevor	96	709@ 20	582@ 28	288@ 17	292@ 22	69@ 35	15@ -	22@ 22	-@ -	-@ -	-@ 0	-
FULLER Paul	113	1441@ 18	55@ 9	26@ 7	114@ 23	83@ 28	53@ 13	7@ 4	10@ 10	15@ -	-@ -	-
GIBBIE Dom	107	293@ 12	323@ 15	71@ 14	329@ 18	155@ 17	92@ 18	69@ 35	105@ 53	12@ 4	-@ 0	-
ALSOP Greg	41	1027@ 51	8@ 8	55@ 14	147@ 49	122@ 20	84@ 42	-@ -	-@ -	-@ -	-@ -	-
DALY Mick	62	1305@ 26	53@ 11	42@ 14	6@ 2	4@ 4	5@ 5	2@ 2	-@ -	10@ 10	-@ -	-
DEY Richard	91	195@ 15	88@ 15	157@ 20	228@ 18	207@ 30	194@ 28	207@ 23	100@ 20	7@ 7	-@ -	-
WILLIAMS Mark	54	441@ 26	179@ 26	442@ 32	144@ 21	132@ 26	-@ -	11@ -	11@ 11	-@ -	-@ -	-
MONAHAN Phil	68	873@ 18	93@ 19	115@ 14	2@ 1	202@ 29	-@ -	-@ -	-@ -	-@ -	-@ -	-
DAVIDSON Phil	50	110@ 55	334@ 28	247@ 19	198@ 22	56@ 19	100@ 25	81@ 81	-@ -	7@ 7	-@ -	-
MANOS George	51	196@ 33	211@ 21	132@ 17	419@ 30	24@ 6	94@ 31	2@ 1	31@ 31	-@ -	-@ -	-
ROWE Brenton	93	571@ 12	192@ 15	8@ 3	8@ 4	89@ 30	24@ 8	34@ 7	41@ 21	109@ 14	-@ -	-
HODGE Andrew	50	16@ 16	232@ 26	346@ 27	166@ 21	148@ 15	104@ 26	-@ 0	-@ -	-@ -	-@ -	-

MOST MINUTES PER INNINGS (MIN.500 RUNS) IN CAREER IN B GRADE

Rank	Player Name	Debut	Yrs	Gam	All Inn	Timed Inn	Total Minutes	Minutes per Inning	Runs per Minute
1	CONLEY Andrew	1991/92	6	20	20	20	1575	78.75	0.447
2	GIBBIE Mick	1996/97	6	59	61	61	4793	78.57	0.414
3	HALL Michael	1987/88	6	36	41	40	2649	66.23	0.312
4	PERRYMAN Gavin	1992/93	4	24	23	23	1479	64.30	0.353
5	ALSOP Greg	1997/98	4	41	41	41	2619	63.88	0.551
6	EDWARDS Rob	1982/83	21	133	138	137	8378	61.15	0.381
7	FULLER Paul	1991/92	15	113	115	115	6731	58.53	0.268
8	WILLIAMS Mark	1988/89	10	54	55	54	3117	57.72	0.436
9	SMITH John	1980/81	25	134	135	127	7316	57.61	0.294
10	PARHAM Trevor	1984/85	18	96	98	98	5477	55.89	0.361

MOST TIMES TOP SCORE IN MATCH IN CAREER IN B GRADE

Rank	Player Name	Debut	Yrs	Gam	Times Top Score	% of Games	Seasons with		
							4ts+	3ts	2ts
1	HUGHES Peter	1985/86	29	221	38	17.2	1	3	6
2	EDWARDS Rob	1982/83	21	133	21	15.8	2	1	3
3	CRAIGIE Grant	1985/86	23	155	19	12.3	1	1	3
4	GIBBIE Mick	1996/97	6	59	18	30.5	1	3	1
5	CONROY Brian	1981/82	8	75	15	20.0	1	2	1
6	PALMER Dave	1997/98	16	117	15	12.8	1	1	1

HIGHEST PERCENT OF TEAM RUNS SCORED (MIN.500 RUNS) IN CAREER IN B GRADE

Rank	Player Name	Debut	Yrs	Gam	Player Runs	Team Runs	% of Team Runs
1	ALSOP Greg	1997/98	4	41	1443	7512	19.21
2	CONLEY Andrew	1991/92	6	20	704	3833	18.37
3	GIBBIE Mick	1996/97	6	59	1982	10910	18.17
4	CONROY Brian	1981/82	8	75	2644	16093	16.43
5	WILLIAMS Mark	1988/89	10	54	1360	9451	14.39

MOST TIMES BEST BOWLING FIGURES IN MATCH IN CAREER IN B GRADE

Rank	Player Name	Debut	Yrs	Gam	no. times Best Fig	% of Matches	Seasons with		
							4bf+	3bf	2bf
1	WILKIN Anthony	1991/92	14	113	33	29.2	3	4	3
2	MARSHALL Ashley	1999/00	11	84	23	27.4	3	2	1
3	CRAIGIE Grant	1985/86	23	155	22	14.2	-	3	4
4	BELL Geoff	1980/81	15	97	21	21.6	1	3	2
5	WILLIAMS Scott	1989/90	9	56	14	25.0	-	3	2
6	GIBBIE Mick	1996/97	6	59	13	22.0	1	-	4

HIGHEST PERCENT OF TEAM WICKETS TAKEN (MIN.200 OVERS) IN CAREER IN B GRADE

Rank	Player Name	Debut	Yrs	Gam	Player Wickets	Team Wickets	% of Team Wickets
1	DEANE Andrew	1983/84	3	21	83	261	31.80
2	BARNETT Mick	1991/92	3	20	52	188	27.66
3	PEARCE Mike	1988/89	3	12	28	104	26.92
4	WILKIN Anthony	1991/92	14	113	240	941	25.50
5	WILLIAMS Scott	1989/90	9	56	115	470	24.47

ALL TIME MOST RUNS IN A SEASON IN B GRADE

Rank	Player Name	Ga	Inn	NO	Runs	Ave	Innings Scores							% Tm	% Cr	Strokes			Year & Div	
							Hi	100	>50	>30	>10	>0	0			6s	4s	1s		
1	ALSOP Greg	13	12	1	667	60.6	118	3	2	4	1	2	-	27	58	24	65	119	2001/02	3
2	CONROY Brian	11	13	2	628	57.1	156*	2	3	1	2	3	2	25	68	45	55	92	1982/83	5
3	GIBBIE Mick	12	12	1	576	52.4	98	-	5	4	2	-	1	23	54	11	67	150	2002/03	2
4	DALY Mick	9	13	1	467	38.9	133*	2	2	-	4	5	-	22	56	8	68	93	1981/82	6
5	CONROY Brian	9	13	-	442	34.0	111	1	2	2	4	3	1	21	68	21	57	50	1981/82	6
6	ALSOP Greg	11	12	2	440	44.0	106	1	3	-	6	2	-	21	55	7	49	98	2000/01	2

ALL TIME MOST WICKETS IN A SEASON IN B GRADE

Rank	Player Name	Ga	In	Overs	Mdn	Runs	Wkts	Ave	Innings Figures					Ba/ Wkt	Run/ Over	% Tm	Year & Div
									Best	6w	5w	4w	3w				
1	DEANE Andrew	9	16	197	45	543	45	12.1	5/26	-	3	3	4	26	2.8	34	1984/85 3
2	PATMORE Dave	11	18	169.5	46	458	41	11.2	6/28	1	3	-	1	25	2.7	26	1981/82 6
3	STEER Peter	9	13	200.4	37	537	39	13.8	7/14	2	1	-	3	31	2.7	32	1983/84 4
4	BELL Geoff	10	14	161.1	34	433	38	11.4	6/33	1	1	4	2	25	2.7	30	1980/81 7
5	WILKIN Anthony	13	14	207.3	57	514	38	13.5	6/10	2	-	1	4	33	2.5	28	2002/03 2
6	PATMORE Dave	6	10	94.5	19	313	33	9.5	5/31	-	2	2	4	17	3.3	37	1982/83 5

ALL TIME BEST BATTING/BOWLING ALLROUNDER IN A SEASON IN B GRADE

Rank	Player Name	Ga	Batting				Bowling				COTY points	Year & Div	
			Inn	NO	Runs	Ave	Overs	Mdn	Runs	Wkts			Ave
250 RUNS & 25 WICKETS													
1	GIBBIE Mick	12	12	1	576	52.4	148.4	14	584	27	21.6	954	2002/03 2
2	CRAIGIE Grant	12	13	2	355	32.3	131.5	25	370	27	13.7	733	1995/96 3
3	GIBBIE Mick	13	13	-	367	28.2	133.4	17	468	26	18.0	731	1999/00 2
200 RUNS & 20 WICKETS													
4	PATMORE Dave	11	14	2	244	20.3	169.5	46	458	41	11.2	818	1981/82 6
5	BELL Geoff	10	12	-	249	20.8	161.1	34	433	38	11.4	781	1980/81 7

ALL TIME MOST WICKET-KEEPING DISMISSALS IN A SEASON IN B GRADE

Rank	Player Name	Games	WK Games	WK Dismissals		per WK Match	Year & Div
				Ct	St	Total	
1	MANOS George	10	10	20	8	28	1981/82 6
2	HUXTABLE Andrew	13	13	13	13	26	1999/00 2
3	FULLER Paul	13	12	22	2	24	2001/02 3
4	MANOS George	10	10	14	6	20	1982/83 5
5	TEMBY Paul	11	11	13	7	20	2002/03 2

C GRADE RECORDS

MOST RUNS MADE IN CAREER IN C GRADE

Rank	Player Name	Debut	Yrs	Gam	Inn	NO	Runs	Ave	Innings	Scores	100	SeasonAgg	Pshps	%	%@						
									Hi	100	50	30	0	Min	Hi	300200	10050	Tm	Cr		
1	GIBBIE Dom	1991/92	18	119	113	15	2411	24.6	140	2	8	19	12	20	413	1	4	4	32	11	41
2	CONLEY Andrew	2004/05	9	68	66	9	2312	40.6	163*	6	10	12	6	16	650	3	3	6	25	19	49
3	EDWARDS Rob	1991/92	13	66	69	10	2124	36.0	188	2	12	16	6	17	678	2	2	5	25	17	50
4	CRAIGIE Grant	2003/04	9	60	59	8	1947	38.2	109*	3	12	9	4	13	591	2	2	7	21	19	48
5	PARHAM Trevor	1989/90	12	68	61	4	1713	30.1	179*	3	12	5	4	12	392	2	2	6	14	14	55
6	SMITH John	1989/90	22	155	133	46	1608	18.5	97	-	5	10	5	14	237	-	1	2	15	6	37
7	CONROY Jason	1989/90	18	107	106	7	1424	14.4	71	-	3	13	16	2	222	-	1	1	11	7	46
8	HUXTABLE Andrew	1990/91	9	63	69	-	1384	20.1	92	-	7	9	5	10	251	-	3	3	14	11	42
9	HODGE Andrew	1991/92	9	54	58	10	1149	23.9	93	-	5	11	6	9	305	1	2	2	9	12	47
10	BROWN David F	1994/95	16	102	86	16	1037	14.8	71*	-	3	8	13	5	211	-	1	1	9	6	40
11	HUGHES Peter	1989/90	10	34	31	2	996	34.3	107	1	5	9	1	5	254	-	1	4	10	15	50
12	WILLCOX Steve	1989/90	14	63	57	8	955	19.5	70	-	4	7	4	-	203	-	1	1	4	8	63
13	BELL Geoff	1992/93	10	42	40	6	861	25.3	105	1	3	7	2	6	258	-	2	2	11	12	39
14	COREY Mark	2001/02	3	29	30	3	860	31.9	73*	-	7	3	2	10	357	1	2	2	5	16	48
15	BROWN Mike	1989/90	7	46	45	6	839	21.5	85	-	3	8	2	2	257	-	2	1	6	9	53
16	MARSHALL Ashley	1999/00	7	53	55	4	809	15.9	93	-	2	4	6	5	278	-	1	-	5	9	45
17	GREEN Anthony	1998/99	11	59	49	10	805	20.6	69*	-	3	3	4	2	216	-	1	1	7	8	45
18	SHAW Phil	1990/91	4	23	24	4	788	39.4	100*	1	5	5	2	3	256	-	2	2	8	15	50
19	DALY Mick	1989/90	2	23	23	2	751	35.8	123	2	4	2	2	4	476	1	1	1	9	15	53
20	MONAHAN Phil	2005/06	4	33	32	1	750	24.2	71	-	6	1	1	3	265	-	3	-	4	15	56
21	MCNAMARA Trinity	1993/94	7	32	33	2	708	22.8	111	1	4	3	3	2	192	-	-	3	6	10	55
22	McCULLOUGH Mick	1991/92	4	32	33	2	660	21.3	69	-	4	6	2	8	217	-	2	4	7	9	36
23	ROWE Brenton	1996/97	9	50	56	8	651	13.6	52	-	1	6	6	5	218	-	1	1	7	8	36
24	MAZURKE Danny	1989/90	5	35	31	2	624	21.5	78	-	2	3	1	-	338	1	-	1	2	8	65
25	TONKIN Andrew	2002/03	7	33	26	4	601	27.3	88	-	4	2	2	1	146	-	-	-	5	10	63
26	EMERY Peter	1990/91	5	27	27	2	580	23.2	82	-	1	8	1	-	214	-	1	1	5	10	62
27	PUGH Ben	2007/08	4	35	38	4	580	17.1	76	-	2	4	9	-	241	-	1	1	3	8	62
28	BROWNE Noel	2006/07	6	42	28	6	532	24.2	98*	-	1	5	4	2	213	-	1	-	8	7	47
29	HOLST Bill	1989/90	3	13	14	-	526	37.6	144	2	3	1	2	4	265	-	1	1	7	18	52
30	DEY Cameron	1991/92	12	57	52	13	482	12.4	42	-	-	2	4	1	156	-	-	-	3	4	48
31	SCOTT Ron	1994/95	8	41	41	15	481	18.5	69*	-	1	3	7	1	147	-	-	-	4	7	49
32	SWIFT Andrew	1999/00	8	29	31	-	457	14.7	86	-	3	2	6	2	240	-	1	-	5	9	52
33	PANSINI Angelo	2013/14	3	19	17	2	453	30.2	91*	-	4	-	-	-	309	1	-	1	1	16	64
34	FERGUSON Jason	2013/14	1	11	10	-	445	44.5	88	-	4	3	-	3	445	1	-	-	5	25	65
35	YOUNG Peter	1989/90	4	18	19	4	398	26.5	123*	1	1	3	3	2	212	-	1	2	5	11	44

MOST WICKETS TAKEN IN CAREER IN C GRADE

Rank	Player Name	Debut	Yrs	Gam	Overs	Mdn	Runs	Wkts	Ave	Innings Best	Fig 5w 3w	SeasonAg Hi 25 15	Ba/ Wkt	% Tm
1	SMITH John	1989/90	22	155	1373.3	261	4572	300	15.2	7/31	15 31	32 3 7	27	22
2	BROWN David F	1994/95	16	102	966.5	193	3132	176	17.8	7/54	3 23	25 1 5	33	21
3	MAZURKE Danny	1989/90	5	35	514	116	1462	94	15.6	7/34	7 9	42 2 1	33	28
4	MARSHALL Ashley	1999/00	7	53	525	106	1789	94	19.0	6/35	2 16	25 1 2	34	22
5	GREEN Anthony	1998/99	11	59	531.1	105	1738	77	22.6	6/20	3 6	19 - 3	41	15
6	WILLCOX Steve	1989/90	14	63	652	119	2098	77	27.2	4/18	- 9	19 - 2	51	15
7	WILKIN Anthony	2004/05	8	49	508.3	146	1225	76	16.1	6/32	2 4	20 - 3	40	18
8	HUCKSTEPP Craig	1989/90	9	52	441.4	97	1343	76	17.7	6/29	3 6	18 - 4	35	16
9	BROWN Mike	1989/90	7	46	472.4	95	1463	76	19.3	6/51	5 5	23 - 3	37	18
10	McNAMARA Trinity	1993/94	7	32	380.2	72	1140	75	15.2	7/57	6 8	28 1 -	30	25
11	SCOTT Ron	1994/95	8	41	493.2	109	1414	71	19.9	9/32	3 4	25 1 1	42	21
12	BROWNE Noel	2006/07	6	42	408.3	50	1664	59	28.2	4/36	- 9	19 - 1	42	15
13	TRUSCOTT Chad	2010/11	5	30	279.5	56	894	54	16.6	5/46	2 5	25 1 1	31	20
14	HUMPHREY Peter	1991/92	8	46	418.2	65	1548	53	29.2	5/26	2 4	19 - 1	47	13
15	CONROY Jason	1989/90	18	107	279.5	36	1101	49	22.5	4/37	- 4	10 -	34	5
16	MYSTUIK Simon	2000/01	7	31	249.5	54	739	44	16.8	6/45	3 5	16 - 1	34	19
17	TONKIN Andrew	2002/03	7	33	257.2	50	942	39	24.2	5/28	1 4	23 - 1	40	14
18	PANSINI Angelo	2013/14	3	19	162	21	553	32	17.3	5/18	2 3	18 - 1	30	20
19	LOY Tony	1995/96	3	18	144.1	36	396	30	13.2	6/44	1 4	17 - 1	29	16
20	BRYSON Brett	2013/14	2	21	183	23	734	30	24.5	5/28	1 3	16 - 1	37	2

BEST BATTING/BOWLING ALLROUNDERS IN CAREER IN C GRADE

Rank	Player Name	Debut	Yrs	Gam	Batting Runs Ave	Bowling Wkts Ave	COTY Points	ALLrnd Matches 50&5 40&4 30&3	Season 200&20
1000 RUNS & 100 WICKETS									
1	SMITH John	1989/90	22	155	1608 18.5	300 15.2	5808	1 1 3	1
2	BROWN David F	1994/95	16	102	1037 14.8	176 17.8	3501	- - 3	1
500 RUNS & 50 WICKETS									
3	MARSHALL Ashley	1999/00	7	53	809 15.9	94 19.0	2125	- - 3	-
4	WILLCOX Steve	1989/90	14	63	955 19.5	77 27.2	2033	- 1 2	-
5	MAZURKE Danny	1989/90	5	35	624 21.5	94 15.6	1940	1 1 -	1
6	BROWN Mike	1989/90	7	46	839 21.5	76 19.3	1903	- - 2	1
7	GREEN Anthony	1998/99	11	59	805 20.6	77 22.6	1883	- - 1	-

MOST WICKETKEEPING DISMISSALS IN CAREER IN C GRADE

Rank	Player Name	Debut	Yrs	Gam	Games Kept	Dismissals			per Game	Innings			20 in	Total	Byes/
						Ct	St	Total		5w	4w	3w	Seasn	Byes	Game
1	FLAMANK Paul	2008/09	6	37	32	37	12	49	1.53	-	1	3	-	98	3.06
2	HUXTABLE Andrew	1990/91	9	63	34	38	6	44	1.29	-	-	-	-	111	3.26
3	BROWN Andrew	1993/94	9	57	37	29	10	39	1.05	1	1	2	-	299	8.08
4	DEY Cameron	1991/92	12	57	33	34	3	37	1.12	-	1	-	-	128	3.88
5	COREY Mark	2001/02	3	29	28	34	-	34	1.21	-	1	4	-	39	1.33

MOST PARTNERSHIP RUNS TOGETHER IN CAREER IN C GRADE

Rank	Names of Partners	No. of Pships	Not Outs	Pship Runs	Ave. Pship	Best Pship	Pships of 100	50
1	CONLEY Andrew & CRAIGIE Grant	24	3	931	44.3	238	3	2
2	GIBBIE Dom & CONLEY Andrew	18	1	675	39.7	159	1	4
3	PARHAM Trevor & CONLEY Andrew	25	1	646	26.9	148	1	3
4	EDWARDS Rob & HUXTABLE Andrew	11	1	549	54.9	147	1	3
5	COREY Mark & GIBBIE Dom	12	-	436	36.3	117	1	1
6	PARHAM Trevor & CRAIGIE Grant	10	-	393	39.3	102	1	3
7	HUXTABLE Andrew & McCULLOUGH Mick	11	-	388	35.3	153	1	2
8	SHEARER Duncan & PARHAM Trevor	10	-	385	38.5	81	-	3
9	CRAIGIE Grant & GIBBIE Dom	10	1	374	41.6	88	-	4
10	CONROY Jason & HUXTABLE Andrew	14	1	339	26.1	77	-	1

ALL TIME BEST PARTNERSHIPS FOR EACH WICKET IN C GRADE

Rank	Wkt	Runs	Player Names	GrDv	Opposition	Rnd	Year
1	1st	117	RILEY Ian 54 & McNAMARA Trinity 58	C 4	PANORAMA	5	1994/95
2	1st	116	McCULLOUGH Mick 51 & RILEY Ian 69	C 4	HECTORVILLE	4	1994/95
3	1st	109	EMERY Peter 82 & McCULLOUGH Mick 25	C 4	PLYMPTON FOOTB	4	1993/94
1	2nd	238*	CRAIGIE Grant 109* & CONLEY Andrew 163*	C 6	SOUTH ROAD	2	2011/12
2	2nd	186	BURNETT Christian 82 & CONLEY Andrew 126	C 6	ICC SHARKS	4	2009/10
3	2nd	153	HUXTABLE Andrew 92 & McCULLOUGH Mick 66	C 4	COWANDILLA	1	1992/93
1	3rd	163	GIBBIE Dom 50 & HUGHES Peter 107	C 4	COROMANDEL	9	1993/94
2	3rd	159*	GIBBIE Dom 31* & CONLEY Andrew 120*	C 6	COROMANDEL RAM	7	2011/12
3	3rd	148	CONROY Jason 71 & CRAIGIE Grant 108	C 6	PORT NOARLUNGA	2	2014/15
1	4th	168*	SHAW Phil 100* & YOUNG Peter 123*	C 5	KESWICK	4	1991/92
2	4th	128	HODGE David 58 & BROWN Mike 85	C 6	KENILWORTH	11	1990/91
3	4th	120	MELLORS Greg 28 & GIBBIE Dom 140	C 5	ICC SHARKS	11	2001/02
1	5th	204*	BROWN David F 71* & PARHAM Trevor 179*	C 5	ST GEORGE	9	2004/05
2	5th	133	PARKER John 83 & ROWE Brenton 38	C 5	NORTH HAVEN	2	1996/97
3	5th	95	DAVIDSON Phil 26 & HUGHES Peter 71	C 4	KENILWORTH	10	1993/94
1	6th	132	WILLCOX Steve 70 & SIDON Brendon 61	C 6	WOODCROFT	7	2007/08
2	6th	104*	GREEN Anthony 51* & LIGHTFOOT Derek 51*	C 6	SOUTH ROAD	8	2012/13
3	6th	96	PEARCE Darren 56 & YOUNG Peter 73*	C 6	PANORAMA	5	1989/90
1	7th	124	SHAW Phil 51 & CONROY Brian 122	C 6	MODBURY HEIGHT	8	1990/91
2	7th	122*	SMITH John 38* & GARRICK Paul 74*	C 4	SHEIDOW PARK	10	1992/93
3	7th	116	HUCKSTEPP Craig 22 & DALY Mick 114*	C 6	MITSUBISHI	1	1990/91
1	8th	81*	SMITH John 26* & MYSTUIK Simon 57*	C 5	ICC SHARKS	1	2008/09
2	8th	81	WILLCOX Steve 63 & DALY Mick 80	C 6	KESWICK	2	1989/90
3	8th	79*	HUCKSTEPP Craig 20* & CAMERON Scott 86*	C 6	NORWOOD UNION	3	1990/91
1	9th	102	MAZURKE Danny 78 & ELLIS Steve 55*	C 6	PLYMPTON FOOTB	2	1990/91
2	9th	82	REVELL Glen 31 & BROWNE Noel 98*	C 6	SHEIDOW PARK	8	2010/11
3	9th	55	HUCKSTEPP Craig 17 & CRAM Don 47*	C 6	MITCHELL PARK	FS	1990/91
1	10th	80	TONKIN Andrew 64 & SMITH John 18*	C 4	NORTH HAVEN	3	2002/03
2	10th	61*	CRUICKSHANK Darren 24* & ELLIS Steve 55*	C 6	PLYMPTON FOOTB	2	1990/91
3	10th	61	BOREHAM Chris 46 & KUSTERMANN Bernie 19*	C 6	MITCHAM	3	1989/90

RUNS FROM EACH BATTING POSITION IN CAREER IN C GRADE

Player Name	Gam	Opener	Runs & Average from each Batting Position										
			No.3	No.4	No.5	No.6	No.7	No.8	No.9	No.10	No.11		
GIBBIE Dom	119	821@ 25	442@ 18	227@ 17	346@ 38	243@ 27	211@ 35	111@ 37	10@ -	-@ -	-@ -	-@ -	-@ -
CONLEY Andrew	68	220@ 43	60@ 20	7@ 4	-@ -	36@ 36	-@ -	-@ -	-@ -	-@ -	-@ -	-@ -	-@ -
EDWARDS Rob	66	201@ 29	1433@ 43	355@ 32	119@ 17	7@ 7	8@ -	-@ -	-@ -	1@ -	-@ -	-@ -	-@ -
CRAIGIE Grant	60	2@ 1	1389@ 38	257@ 64	299@ 37	-@ -	-@ -	-@ -	-@ -	-@ -	-@ -	-@ -	-@ -
PARHAM Trevor	68	136@ 31	147@ 25	130@ 26	11@ 11	-@ -	56@ 56	-@ -	-@ -	-@ -	-@ -	-@ -	-@ -
SMITH John	155	55@ 16	23@ 12	86@ 22	83@ 12	26@ 9	186@ 13	256@ 28	249@ 42	94@ 13	46@ 46		
CONROY Jason	107	487@ 19	78@ 13	214@ 13	196@ 12	88@ 7	228@ 23	89@ 18	20@ 5	12@ 6	12@ 12		
HUXTABLE Andrew	63	692@ 21	152@ 17	325@ 20	158@ 32	6@ 6	-@ -	31@ 10	20@ 10	-@ -	-@ -		
HODGE Andrew	54	243@ 49	172@ 29	444@ 23	119@ 15	94@ 16	53@ 53	23@ 8	1@ -	-@ -	-@ -		
BROWN David F	102	-@ -	-@ -	5@ 5	285@ 16	425@ 21	129@ 10	100@ 17	44@ 7	36@ 6	13@ -		
HUGHES Peter	34	37@ 37	226@ 25	434@ 36	181@ 45	118@ 39	-@ -	-@ -	-@ -	-@ -	-@ -		
WILLCOX Steve	63	-@ -	18@ 18	89@ 45	5@ 3	80@ 10	311@ 31	232@ 15	107@ 15	101@ 25	12@ -		
BELL Geoff	42	30@ 10	273@ 46	333@ 30	71@ 12	82@ 27	-@ -	21@ 21	21@ 11	28@ 28	2@ 2		
COREY Mark	29	613@ 27	199@ 199	-@ -	28@ 14	20@ 20	-@ -	-@ -	-@ -	-@ -	-@ -		
BROWN Mike	46	-@ -	120@ 15	59@ 8	242@ 27	156@ 39	87@ 44	114@ 23	52@ 17	6@ 6	3@ -		
MARSHALL Ashley	53	243@ 12	32@ 6	92@ 23	257@ 29	60@ 15	28@ 9	21@ 7	41@ 41	35@ 18	-@ -		
GREEN Anthony	59	277@ 18	-@ -	68@ 11	41@ 10	108@ 18	157@ 79	95@ 48	52@ 17	7@ 7	-@ -		
SHAW Phil	23	-@ -	14@ 14	333@ 37	202@ 51	139@ 70	83@ 28	12@ 12	5@ -	-@ -	-@ -		
DALY Mick	23	479@ 40	78@ 26	3@ 1	-@ -	-@ -	63@ 32	128@ 128	-@ -	-@ -	-@ -		
MONAHAN Phil	33	654@ 24	41@ 21	26@ 26	29@ 29	-@ -	-@ -	-@ -	-@ -	-@ -	-@ -		

MOST MINUTES PER INNINGS (MIN.500 RUNS) IN CAREER IN C GRADE

Rank	Player Name	Debut	Yrs	Gam	All Inn	Timed Inn	Total Minutes	Minutes per Inning	Runs per Minute
1	HOLST Bill	1989/90	3	13	14	13	1005	77.31	0.518
2	COREY Mark	2001/02	3	29	30	30	2220	74.00	0.387
3	CONLEY Andrew	2004/05	9	68	66	66	4671	70.77	0.495
4	EDWARDS Rob	1991/92	13	66	69	68	4644	68.29	0.456
5	CRAIGIE Grant	2003/04	9	60	59	59	3827	64.86	0.509
6	McCULLOUGH Mick	1991/92	4	32	33	33	2038	61.76	0.324
7	PARHAM Trevor	1989/90	12	68	61	61	3623	59.39	0.473
8	GIBBIE Dom	1991/92	18	119	113	111	6557	59.07	0.363
9	BELL Geoff	1992/93	10	42	40	40	2327	58.18	0.370
10	HUGHES Peter	1989/90	10	34	31	31	1771	57.13	0.562

MOST TIMES TOP SCORE IN MATCH IN CAREER IN C GRADE

Rank	Player Name	Debut	Yrs	Gam	Times Top Score	% of Games	Seasons with		
							4ts+	3ts	2ts
1	EDWARDS Rob	1991/92	13	66	19	28.8	2	2	1
2	CONLEY Andrew	2004/05	9	68	18	26.5	3	-	1
3	PARHAM Trevor	1989/90	12	68	15	22.1	1	1	2
4	CRAIGIE Grant	2003/04	9	60	14	23.3	1	-	3
5	GIBBIE Dom	1991/92	18	119	11	9.2	-	-	3
6	HUXTABLE Andrew	1990/91	9	63	10	15.9	-	1	1

HIGHEST PERCENT OF TEAM RUNS SCORED (MIN.500 RUNS) IN CAREER IN C GRADE

Rank	Player Name	Debut	Yrs	Gam	Player Runs	Team Runs	% of Team Runs
1	CONLEY Andrew	2004/05	9	68	2312	12015	19.24
2	CRAIGIE Grant	2003/04	9	60	1947	10297	18.91
3	HOLST Bill	1989/90	3	13	526	2962	17.76
4	EDWARDS Rob	1991/92	13	66	2124	12460	17.05
5	COREY Mark	2001/02	3	29	860	5252	16.37

MOST TIMES BEST BOWLING FIGURES IN MATCH IN CAREER IN C GRADE

Rank	Player Name	Debut	Yrs	Gam	no.times Best Fig	% of Matches	Seasons with		
							4bf+	3bf	2bf
1	SMITH John	1989/90	22	155	44	28.4	4	3	7
2	BROWN David F	1994/95	16	102	22	21.6	1	1	6
3	MARSHALL Ashley	1999/00	7	53	15	28.3	1	1	3
4	MAZURKE Danny	1989/90	5	35	12	34.3	2	-	1
5	WILKIN Anthony	2004/05	8	49	11	22.4	1	1	1
6	WILLCOX Steve	1989/90	14	63	10	15.9	1	1	-

HIGHEST PERCENT OF TEAM WICKETS TAKEN (MIN.200 OVERS) IN CAREER IN C GRADE

Rank	Player Name	Debut	Yrs	Gam	Player Wickets	Team Wickets	% of Team Wickets
1	MAZURKE Danny	1989/90	5	35	94	341	27.57
2	McNAMARA Trinity	1993/94	7	32	75	296	25.34
3	SMITH John	1989/90	22	155	300	1388	21.61
4	MARSHALL Ashley	1999/00	7	53	94	436	21.56
5	SCOTT Ron	1994/95	8	41	71	343	20.70

ALL TIME MOST RUNS IN A SEASON IN C GRADE

Rank	Player Name	Ga	Inn	NO	Runs	Ave	Innings Scores							% Tm	% Cr	Strokes			Year & Div
							Hi	100	>50	>30	>10	>0*	0			6s	4s	1s	
1	EDWARDS Rob	11	12	2	678	67.8	188	1	5	2	4	-	-	29	56	19	73	160	1995/96 5
2	CONLEY Andrew	13	12	3	650	72.2	126	4	2	-	3	3	-	26	47	6	93	169	2009/10 6
3	CRAIGIE Grant	11	11	-	591	53.7	107	1	5	1	3	-	-	26	48	20	64	144	2007/08 6
4	CONLEY Andrew	12	11	4	479	68.4	163*	2	1	2	5	-	-	25	53	9	71	94	2011/12 6
5	DALY Mick	11	11	-	476	43.3	123	1	4	-	3	3	-	22	53	10	63	100	1989/90 6
6	FERGUSON Jason	11	10	-	445	44.5	88	-	4	3	1	2	-	25	65	16	47	120	2013/14 5

ALL TIME MOST WICKETS IN A SEASON IN C GRADE

Rank	Player Name	Ga	In	Overs	Mdn	Runs	Wkts	Ave	Innings Figures					Ba/Wkt	Run/Over	% Tm	Year & Div
									Best	6w	5w	4w	3w				
1	MAZURKE Danny	11	13	176.4	35	487	42	11.6	6/38	2	1	2	3	25	2.8	36	1991/92 5
2	MAZURKE Danny	12	14	181	49	480	33	14.5	7/34	2	1	-	2	33	2.7	29	1990/91 6
3	SMITH John	11	12	141.4	35	386	32	12.1	7/68	1	1	2	-	27	2.7	27	2001/02 5
4	SMITH John	9	9	113.4	23	418	31	13.5	7/39	1	2	1	1	22	3.7	39	1992/93 4
5	SMITH John	11	11	106.1	27	263	29	9.1	7/31	1	2	1	2	22	2.5	27	1998/99 4
6	McNAMARA Trinity	7	8	112.4	20	328	28	11.7	7/57	1	1	1	3	24	2.9	39	1996/97 5

ALL TIME BEST BATTING/BOWLING ALLROUNDER IN A SEASON IN C GRADE

Rank	Player Name	Ga	Batting				Bowling				COTY points	Year & Div	
			Inn	NO	Runs	Ave	Overs	Mdn	Runs	Wkts			Ave
300 RUNS & 30 WICKETS													
1	MAZURKE Danny	12	12	-	338	28.2	181	49	480	33	14.5	800	1990/91 6
200 RUNS & 20 WICKETS													
2	SMITH John	11	13	-	237	18.2	106.1	27	263	29	9.1	643	1998/99 4
3	BROWN Mike	11	11	-	257	23.4	114	16	428	23	18.6	579	1993/94 4
4	BROWN David F	10	10	1	211	23.4	81.3	13	259	24	10.8	547	1997/98 4
150 RUNS & 15 WICKETS													
5	MAZURKE Danny	11	10	-	172	17.2	176.4	35	487	42	11.6	760	1991/92 5

ALL TIME MOST WICKET-KEEPING DISMISSALS IN A SEASON IN C GRADE

Rank	Player Name	Games	WK Games	WK Dismissals		per WK	Year & Div
				Ct	St	Total Match	
1	PEARCE Darren	10	10	18	2	20	1989/90 6
2	FLAMANK Paul	12	11	11	6	17	2011/12 6
3	FLAMANK Paul	10	8	10	5	15	2010/11 6
4	HUXTABLE Andrew	9	9	12	2	14	1991/92 5
5	COREY Mark	9	9	14	-	14	2003/04 4
6	BROWN Andrew	12	12	9	5	14	2007/08 6

D GRADE RECORDS

MOST RUNS MADE IN CAREER IN D GRADE

Rank	Player Name	Debut	Yrs	Gam	Inn	NO	Runs	Ave	Innings	Scores	100	SeasonAgg	Pshps	%	%@						
									Hi	100	50	30	0	Min	Hi	300	200	100	50	Tm	Cr
1	BELL Geoff	1992/93	11	102	105	9	2952	30.8	107	2 21 21 8	31	503	6	2	10	32	15	44			
2	GIBBIE John	1991/92	9	87	87	11	2266	29.8	164*	4 10 15 6	10	400	4	1	7	23	13	51			
3	HODGE Andrew	1991/92	6	47	49	7	2102	50.0	125*	5 14 8 1	18	757	3	1	6	25	22	52			
4	CONROY Brian	1991/92	3	26	25	1	920	38.3	111	1 9 3 2	1	394	2	-	2	7	17	72			
5	DEY Cameron	1991/92	10	60	62	7	832	15.1	56*	- 1 9 10	7	171	-	-	-	10	7	45			
6	BROWN David F	1995/96	6	57	56	3	769	14.5	89	- 1 6 5	4	200	-	1	-	11	7	36			
7	SWIFT Andrew	2000/01	6	35	38	1	766	20.7	109	1 3 5 5	5	289	-	2	1	11	11	50			
8	GIBBIE Dom	1996/97	7	43	39	3	723	20.1	59	- 5 4 -	10	276	-	2	5	8	10	35			
9	BROWN Andrew	1993/94	11	107	92	12	709	8.9	45	- - 3 14	-	97	-	-	-	5	3	46			
10	LUONG Bang	1995/96	8	48	49	7	705	16.8	87	- 4 1 9	5	228	-	1	2	7	8	37			
11	MELLORS Greg	1999/00	4	17	19	5	701	50.1	127*	2 2 5 1	5	334	1	1	4	6	22	49			
12	WILLCOX Steve	1996/97	8	39	43	1	681	16.2	54	- 3 5 4	-	248	-	1	-	4	9	68			
13	MARSHALL Ashley	1996/97	4	39	37	5	546	17.1	69*	- 3 2 6	3	214	-	2	-	7	7	41			
14	EMERY Peter	1992/93	2	9	10	-	535	53.5	155	2 2 2 1	1	535	1	-	4	-	25	70			
15	HUGHES Peter	1991/92	2	12	11	1	421	42.1	125	1 1 4 -	2	364	1	-	3	3	18	39			
16	LOUGHEAD Paul	1991/92	7	26	28	7	406	19.3	88	- 1 2 2	5	228	-	1	1	4	8	32			
17	CRAM Don	1991/92	4	31	28	1	383	14.2	56	- 1 2 3	-	141	-	-	-	4	6	54			
18	THOMSON Peter	1994/95	3	18	17	-	376	22.1	118	1 1 1 -	1	281	-	1	2	2	10	51			
19	PEARCE Brad	1996/97	2	12	12	-	374	31.2	59	- 2 5 1	-	218	-	1	-	5	16	65			
20	DAVIDSON Phil	1993/94	2	6	7	-	362	51.7	88	- 5 - -	-	283	-	1	-	3	27	64			
21	YOUNG Peter	2001/02	3	27	27	4	362	15.7	101*	1 - 2 9	1	249	-	1	-	5	7	47			
22	CONROY Jason	1991/92	8	20	19	2	347	20.4	74	- 2 1 1	2	120	-	-	1	3	9	42			
23	TONKIN Andrew	2013/14	2	21	17	3	331	23.6	121*	1 - 1 -	1	259	-	1	-	4	11	50			
24	DEY Richard	1993/94	5	9	10	2	330	41.3	63*	- 2 4 -	-	114	-	-	-	3	18	67			
25	SMITH John	1991/92	4	23	18	9	301	33.4	100*	1 1 - 3	2	214	-	1	2	2	7	32			
26	GIBBIE Mick	2000/01	3	8	10	2	300	37.5	76*	- 2 3 1	3	255	-	1	2	2	16	51			
27	CORNELISSEN Jack	2015/16	1	11	8	1	299	42.7	88	- 3 - -	2	299	-	1	-	3	15	55			
28	PALMER Dave	1995/96	2	18	17	-	291	17.1	86	- 1 1 1	5	156	-	-	-	4	8	34			
29	CHYER Paul	2001/02	3	13	13	-	283	21.8	106	1 - 1 1	2	193	-	-	-	3	12	54			
30	MONAHAN Phil	2013/14	2	12	12	1	279	25.4	67	- 1 3 1	2	208	-	1	-	2	14	48			
31	HARRIS Glenn	2015/16	1	12	10	-	278	27.8	126	1 1 - 1	2	278	-	1	1	3	12	51			
32	RUSSELL Nic	2014/15	2	8	6	1	270	54.0	91	- 2 3 -	1	176	-	-	-	5	22	60			
33	COOMBE Peter J	1991/92	1	8	9	-	264	29.3	133	1 1 - 1	2	264	-	1	1	3	14	58			
34	CRAIGIE Grant	2013/14	2	12	10	-	263	26.3	75	- 2 1 -	2	199	-	-	1	-	17	51			
35	HALL Michael	1991/92	4	10	11	1	261	26.1	59	- 2 3 -	2	117	-	-	-	4	12	54			

MOST WICKETS TAKEN IN CAREER IN D GRADE

	Rank	Player Name	Debut	Yrs	Gam	Overs	Mdn	Runs	Wkts	Ave	Innings	Fig	SeasonAgg	Ba/	%			
											Best	5w	3w	Hi	25	15	Wkt	Tm
1	2	GIBBIE John	1991/92	9	87	965.2	139	3534	243	14.5	7/37	19	29	57	4	4	24	30
2	1	BELL Geoff	1992/93	11	102	803.5	206	2090	141	14.8	6/48	1	17	26	1	4	34	15
3	3	BROWN David F	1995/96	6	57	472.5	116	1317	82	16.1	6/37	1	13	31	1	2	35	15
4	4	HUMPHREY Peter	1991/92	8	41	487	88	1655	71	23.3	5/58	2	7	25	1	-	41	19
5	5	MARSHALL Ashley	1996/97	4	39	319.5	54	1233	62	19.9	6/6	1	10	22	-	3	31	17
6	6	WILLCOX Steve	1996/97	8	39	412.5	72	1292	62	20.8	5/30	1	10	23	-	1	40	17
7	7	WILKIN Anthony	1991/92	3	21	190.1	42	514	38	13.5	5/21	2	5	20	-	2	30	25
8	8	GLENVILLE Jim	1996/97	6	18	152.1	30	558	36	15.5	5/28	1	5	25	1	-	25	22
9	9	LUONG Bang	1995/96	8	48	170.3	23	636	35	18.2	4/42	-	5	15	-	1	29	8
10	10	HUCKSTEPP Craig	1991/92	5	20	200.2	45	547	32	17.1	6/27	2	3	20	-	1	38	18
11	11	GREEN Anthony	1997/98	7	25	180.4	24	615	32	19.2	5/42	1	2	9	-	-	34	15
12	12	BROWNE Noel	1992/93	7	13	124.4	20	447	31	14.4	6/40	2	4	10	-	-	24	24
13	13	LYNE Mick	1999/00	4	13	165.1	34	489	31	15.8	5/29	1	5	14	-	-	32	29
14	14	CORNELISSEN Jack	2015/16	1	11	108.2	38	210	28	7.5	5/6	1	4	28	1	-	23	22
15	15	BRYSON Brett	2015/16	1	12	113.3	21	356	28	12.7	6/35	2	1	28	1	-	24	21
16	16	KNOWLES Matthew	1991/92	3	13	192	50	604	28	21.6	5/33	1	2	16	-	1	41	22
17	17	HALL Michael	1991/92	4	10	93.4	22	296	23	12.9	5/23	1	3	9	-	-	24	20
18	18	SWIFT Andrew	2000/01	6	35	168.2	17	725	23	31.5	3/23	-	2	9	-	-	44	7
19	19	GIBBIE Mick	2000/01	3	8	89.5	17	280	21	13.3	4/16	-	4	18	-	1	26	22
20	20	YOUNG Peter	2001/02	3	27	104.4	20	352	20	17.6	3/19	-	1	10	-	-	31	9

BEST BATTING/BOWLING ALLROUNDERS IN CAREER IN D GRADE

Rank	Player Name	Debut	Yrs	Gam	Batting Runs Ave	Bowling Wkts Ave	COTY Points	ALLrnd Matches 50&5 40&4 30&3	Season 200&20
2000 RUNS & 200 WICKETS									
1	GIBBIE John	1991/92	9	87	2266 29.8	243 14.5	5668	1 5 9	5
1000 RUNS & 100 WICKETS									
2	BELL Geoff	1992/93	11	102	2952 30.8	141 14.8	4926	- 5 6	4
500 RUNS & 50 WICKETS									
3	BROWN David F	1995/96	6	57	769 14.5	82 16.1	1917	- - 2	-
4	WILLCOX Steve	1996/97	8	39	681 16.2	62 20.8	1549	- - 4	1
5	MARSHALL Ashley	1996/97	4	39	546 17.1	62 19.9	1414	- 1 1	-

MOST WICKETKEEPING DISMISSALS IN CAREER IN D GRADE

Rank	Player Name	Debut	Yrs	Gam	Games Kept	Dismissals			per Game	Innings			20 in	Total	Byes/ Game
						Ct	St	Total		5w	4w	3w	Season	Byes	
1	BROWN Andrew	1993/94	11	107	99	89	39	128	1.29	1	2	8	1	678	6.85
2	CRAM Don	1991/92	4	31	24	30	6	36	1.50	-	-	1	-	93	3.88
3	FLAMANK Paul	2013/14	2	18	15	9	7	16	1.07	-	-	2	-	37	2.47
4	DEY Cameron	1991/92	10	60	9	9	3	12	1.33	-	-	1	-	46	5.11
5	CONROY Brian	1991/92	3	26	9	5	1	6	2.00	-	-	1	-	9	3.00

MOST PARTNERSHIP RUNS TOGETHER IN CAREER IN D GRADE

Rank	Names of Partners	No. of Pships	Not Outs	Pship Runs	Ave. Pship	Best Pship	Pships of 100	50
1	GIBBIE John & HODGE Andrew	21	1	977	48.9	128	3	6
2	BELL Geoff & GIBBIE Dom	10	-	643	64.3	131	4	1
3	BELL Geoff & HODGE Andrew	13	-	549	42.2	181	1	2
4	BROWN David F & BELL Geoff	18	-	541	30.1	94	-	4
5	BELL Geoff & MARSHALL Ashley	18	-	399	22.2	86	-	2
6	GIBBIE John & BELL Geoff	14	-	383	27.4	119	1	2
7	BROWN David F & HODGE Andrew	10	-	380	38.0	91	-	4
8	LUONG Bang & BELL Geoff	9	-	346	38.4	115	1	1
9	THOMSON Peter & HODGE Andrew	8	-	293	36.6	105	1	1
10	GIBBIE Mick & BELL Geoff	7	-	285	40.7	123	1	2

ALL TIME BEST PARTNERSHIPS FOR EACH WICKET IN D GRADE

Rank	Wkt	Runs	Player Names	GrDv	Opposition	Rnd	Year
1	1st	260*	PANSINI Angelo 212* & HUGHES Peter 40*	D 7	HAMILTON	2	2015/16
2	1st	211	HARRIS Glenn 126 & HUGHES Peter 125	D 7	WOODCROFT	FS	2015/16
3	1st	157	EMERY Peter 122 & BALDOCK Gary 47	D 6	ST MARKS	7	1992/93
1	2nd	145	EMERY Peter 155 & LOUGHEAD Paul 88	D 6	KESWICK	9	1992/93
2	2nd	135*	ROWE Brenton 58* & LUONG Bang 62*	D 6	NORTH HAVEN	8	2003/04
3	2nd	131	GIBBIE Dom 59 & BELL Geoff 102*	D 5	MITCHELL PARK	1	1998/99
1	3rd	181	BELL Geoff 56 & HODGE Andrew 123	D 5	HECTORVILLE	3	1997/98
2	3rd	179	THOMSON Peter 118 & COLTON Don 75*	D 5	MODBURY HEIGHT	7	1994/95
3	3rd	165	COOMBE Craig 29 & HARRISON Graham 207	D 6	MITCHAM	2	1991/92
1	4th	168	HOPPENBROUWERS Ron 63 & HODGE Andrew 112	D 5	KENILWORTH	9	1994/95
2	4th	127*	WATTERS Jason 78* & MELLORS Greg 78*	D 5	PLYMPTON FOOTB	11	2000/01
3	4th	101	LAMSHED Kym 46 & CRAIGIE Grant 75	D 7	SOUTH ROAD	7	2013/14
1	5th	159	CONROY Brian 111 & BELL Geoff 69	D 6	MODBURY HEIGHT	FS	1992/93
2	5th	135	GIBBIE John 52 & LANDORF Jason 95	D 5	NORWOOD UNION	1	1994/95
3	5th	128	GIBBIE John 69 & HODGE Andrew 85	D 6	COROMANDEL	7	1996/97
1	6th	156	CONROY Brian 97 & SMITH John 100*	D 6	KENILWORTH	4	1991/92
2	6th	99	DAVIDSON Phil 74 & LOUGHEAD Paul 28*	D 6	CAMPB'TOWN/ANZ	9	1995/96
3	6th	96	McMAHON Danny 44 & GIBBIE John 63	D 5	NORWOOD UNION	10	1994/95
1	7th	107*	GIBBIE John 61* & HODGE Andrew 56*	D 5	HECTORVILLE	FS	1997/98
2	7th	94	BROWN David F 89 & BELL Geoff 41*	D 6	COROMANDEL	4	1995/96
3	7th	70	TYNSKI Simon 55 & SMITH John 20*	D 7	COVE	8	2015/16
1	8th	115	HALL John 18 & GIBBIE John 164*	D 5	MITSUBISHI	11	1993/94
2	8th	115	LUONG Bang 27 & BELL Geoff 98*	D 5	WESTMINSTER O.	10	1997/98
3	8th	73	GIBBIE John 103 & COPLEY Steve 52*	D 5	RIDGE PARK	4	1994/95
1	9th	72	HUMPHERY Peter 9 & GIBBIE John 164*	D 5	MITSUBISHI	11	1993/94
2	9th	69	GRAHAM Darren 15 & YOUNG Peter 101*	D 6	SHEIDOW PARK	9	2003/04
3	9th	62*	ANDERSON Rob 34* & BROWN Andrew 24*	D 6	COROMANDEL	7	1996/97
1	10th	64	BROWN Andrew 45 & JOYCE Steve 21*	D 5	COROMANDEL RAM	11	1994/95
2	10th	64	SHEARER Duncan 0 & YOUNG Peter 101*	D 6	SHEIDOW PARK	9	2003/04
3	10th	54*	HUCKSTEPP Craig 3* & WILKIN Anthony 53*	D 6	MODBURY HEIGHT	7	1991/92

RUNS FROM EACH BATTING POSITION IN CAREER IN D GRADE

Player Name	Gam	Opener	Runs & Average from each Batting Position										
			No.3	No.4	No.5	No.6	No.7	No.8	No.9	No.10	No.11		
BELL Geoff	102	2463@ 32	129@ 65	47@ 16	22@ 11	65@ 11	61@ 31	141@141	5@ -	19@ 6	-@ -		
GIBBIE John	87	164@ 27	258@ 26	433@ 29	174@ 19	478@ 28	258@ 26	446@ 56	44@ 44	11@ -	-@ -		
HODGE Andrew	47	104@ 17	39@ 20	1679@ 58	142@ 36	138@138	-@ -	-@ -	-@ -	-@ -	-@ -		
CONROY Brian	26	-@ -	-@ -	135@ 68	185@ 37	288@ 36	312@ 35	-@ -	-@ -	-@ -	-@ -		
DEY Cameron	60	302@ 15	118@ 13	77@ 19	192@ 19	61@ 12	47@ 24	21@ 11	14@ 7	-@ 0	-@ -		
BROWN David F	57	-@ -	48@ 8	15@ 5	490@ 18	127@ 13	89@ 15	-@ 0	-@ -	-@ -	-@ -		
SWIFT Andrew	35	516@ 27	38@ 6	73@ 24	51@ 17	33@ 11	55@ 18	-@ -	-@ -	-@ -	-@ -		
GIBBIE Dom	43	220@ 24	470@ 22	4@ 2	-@ -	6@ 6	16@ 16	7@ 4	-@ -	-@ -	-@ -		
BROWN Andrew	107	51@ 6	69@ 10	89@ 9	61@ 12	34@ 7	82@ 7	95@ 11	136@ 9	30@ 6	62@ 21		
LUONG Bang	48	168@ 21	54@ 11	304@ 30	51@ 10	75@ 15	2@ 1	-@ 0	38@ 19	12@ 2	1@ 1		
MELLORS Greg	17	5@ 3	101@ 51	375@ 54	-@ -	206@103	14@ 14	-@ -	-@ -	-@ -	-@ -		
WILCOX Steve	39	130@ 13	151@ 25	115@ 16	128@ 21	49@ 12	26@ 7	82@ 16	-@ -	-@ -	-@ -		
MARSHALL Ashley	39	337@ 19	160@ 32	-@ 0	-@ -	5@ 2	25@ 13	8@ 4	2@ 2	9@ -	-@ -		
EMERY Peter	9	522@ 58	13@ 13	-@ -	-@ -	-@ -	-@ -	-@ -	-@ -	-@ -	-@ -		
HUGHES Peter	12	364@ 40	57@ 57	-@ -	-@ -	-@ -	-@ -	-@ -	-@ -	-@ -	-@ -		
LOUGHEAD Paul	26	52@ 10	199@ 28	22@ 11	50@ 25	49@ 10	28@ -	-@ -	-@ -	-@ -	6@ -		
CRAM Don	31	-@ -	-@ -	2@ 2	18@ 9	143@ 16	48@ 12	134@ 13	38@ 38	-@ -	-@ -		
THOMSON Peter	18	29@ 15	187@ 47	48@ 48	52@ 9	35@ 12	25@ 25	-@ -	-@ -	-@ -	-@ -		
PEARCE Brad	12	-@ -	-@ -	-@ -	-@ -	35@ 18	138@ 35	201@ 40	-@ -	0@ -	-@ -		
DAVIDSON Phil	6	-@ -	79@ 40	63@ 32	-@ -	132@ 66	88@ 88	-@ -	-@ -	-@ -	-@ -		
YOUNG Peter	27	14@ 7	-@ -	22@ 22	26@ 13	114@ 23	-@ 0	39@ 7	18@ 9	129@ 65	-@ -		

MOST MINUTES PER INNINGS (MIN.500 RUNS) IN CAREER IN D GRADE

Rank	Player Name	Debut	Yrs	Gam	All Inn	Timed Inn	Total Minutes	Minutes per Inning	Runs per Minute
1	BELL Geoff	1992/93	11	102	105	103	7669	74.46	0.385
2	HODGE Andrew	1991/92	6	47	49	49	3609	73.65	0.582
3	GIBBIE Dom	1996/97	7	43	39	38	2434	64.05	0.292
4	MELLORS Greg	1999/00	4	17	19	18	1088	60.44	0.639
5	EMERY Peter	1992/93	2	9	10	10	439	43.90	1.219
6	GIBBIE John	1991/92	9	87	87	87	3818	43.89	0.594
7	LUONG Bang	1995/96	8	48	49	49	2146	43.80	0.329
8	BROWN David F	1995/96	6	57	56	55	2388	43.42	0.321
9	MARSHALL Ashley	1996/97	4	39	37	37	1568	42.38	0.348
10	SWIFT Andrew	2000/01	6	35	38	38	1548	40.74	0.495

MOST TIMES TOP SCORE IN MATCH IN CAREER IN D GRADE

Rank	Player Name	Debut	Yrs	Gam	Times Top Score	% of Games	Seasons with		
							4ts+	3ts	2ts
1	HODGE Andrew	1991/92	6	47	21	44.7	2	2	-
2	BELL Geoff	1992/93	11	102	18	17.6	-	4	1
3	GIBBIE John	1991/92	9	87	14	16.1	-	2	3
4	CONROY Brian	1991/92	3	26	6	23.1	-	1	1
5	MELLORS Greg	1999/00	4	17	5	29.4	-	-	2
6	GIBBIE Dom	1996/97	7	43	5	11.6	-	1	-

HIGHEST PERCENT OF TEAM RUNS SCORED (MIN.500 RUNS) IN CAREER IN D GRADE

Rank	Player Name	Debut	Yrs	Gam	Player Runs	Team Runs	% of Team Runs
1	EMERY Peter	1992/93	2	9	535	2110	25.36
2	HODGE Andrew	1991/92	6	47	2102	9606	21.88
3	MELLORS Greg	1999/00	4	17	701	3207	21.86
4	CONROY Brian	1991/92	3	26	920	5499	16.73
5	BELL Geoff	1992/93	11	102	2952	19204	15.37

MOST TIMES BEST BOWLING FIGURES IN MATCH IN CAREER IN D GRADE

Rank	Player Name	Debut	Yrs	Gam	no.times Best Fig	% of Matches	Seasons with		
							4bf+	3bf	2bf
1	GIBBIE John	1991/92	9	87	41	47.1	6	2	-
2	MARSHALL Ashley	1996/97	4	39	9	23.1	1	1	1
3	BELL Geoff	1992/93	11	102	9	8.8	-	-	2
4	BROWN David F	1995/96	6	57	8	14.0	1	1	-
5	WILLCOX Steve	1996/97	8	39	7	17.9	-	1	1
6	LYNE Mick	1999/00	4	13	5	38.5	-	-	2
7	WILKIN Anthony	1991/92	3	21	5	23.8	-	1	1
8	LUONG Bang	1995/96	8	48	5	10.4	-	-	1

HIGHEST PERCENT OF TEAM WICKETS TAKEN (MIN.200 OVERS) IN CAREER IN D GRADE

Rank	Player Name	Debut	Yrs	Gam	Player Wickets	Team Wickets	% of Team Wickets
1	GIBBIE John	1991/92	9	87	243	820	29.63
2	HUMPHERY Peter	1991/92	8	41	71	376	18.88
3	HUCKSTEPP Craig	1991/92	5	20	32	181	17.68
4	WILLCOX Steve	1996/97	8	39	62	366	16.94
5	MARSHALL Ashley	1996/97	4	39	62	368	16.85

ALL TIME MOST RUNS IN A SEASON IN D GRADE

Rank	Player Name	Ga	Inn	NO	Runs	Ave	Innings Scores							% Tm	% Cr	Strokes			Year & Div
							Hi	100	>50	>30	>10	>0	0			6s	4s	1s	
1	HODGE Andrew	13	12	2	757	75.7	125*	2	6	2	-	2	-	29	52	21	95	157	1996/97 6
2	HODGE Andrew	13	14	2	596	49.7	123	1	5	2	3	2	1	22	52	4	81	130	1997/98 5
3	EMERY Peter	8	9	-	535	59.4	155	2	2	2	3	-	-	29	70	49	43	52	1992/93 6
4	BELL Geoff	13	14	2	503	41.9	98*	-	5	2	4	3	-	19	41	2	31	223	1997/98 5
5	BELL Geoff	11	11	1	462	46.2	107	1	2	4	2	2	-	23	44	1	43	168	2001/02 6
6	GIBBIE John	11	11	-	400	36.4	103	1	3	1	4	2	-	17	48	11	48	99	1994/95 5

ALL TIME MOST WICKETS IN A SEASON IN D GRADE

Rank	Player Name	Ga	In	Overs	Mdn	Runs	Wkts	Ave	Innings Figures					Ba/Wkt	Run/Over	% Tm	Year & Div
									Best	6w	5w	4w	3w				
1	GIBBIE John	12	14	204.2	39	585	57	10.3	6/29	3	3	2	4	22	2.9	43	1996/97 6
2	GIBBIE John	11	12	152.3	26	581	37	15.7	5/21	-	3	3	2	25	3.8	39	1995/96 6
3	GIBBIE John	11	12	100.2	11	473	33	14.3	7/37	3	1	-	2	18	4.7	32	1994/95 5
4	BROWN David F	11	13	164.1	36	467	31	15.1	4/36	-	-	3	3	32	2.8	27	1999/00 5
5	GIBBIE John	13	14	128.5	17	492	29	17.0	7/78	1	-	2	1	27	3.8	25	1997/98 5
6	CORNELISSEN Jack	11	14	108.2	38	210	28	7.5	5/6	-	1	-	4	23	1.9	22	2015/16 7
7	BRYSON Brett	12	15	113.3	21	356	28	12.7	6/35	1	1	-	1	24	3.1	21	2015/16 7

ALL TIME BEST BATTING/BOWLING ALLROUNDER IN A SEASON IN D GRADE

Rank	Player Name	Ga	Batting				Bowling				COTY points	Year & Div
			Inn	NO	Runs	Ave	Overs	Mdn	Runs	Wkts	Ave	
300 RUNS & 30 WICKETS												
1	GIBBIE John	12	11	-	341	31.0	204.2	39	585	57	10.3	1139 1996/97 6
2	GIBBIE John	11	13	-	366	28.2	152.3	26	581	37	15.7	884 1995/96 6
3	GIBBIE John	11	11	-	400	36.4	100.2	11	473	33	14.3	862 1994/95 5
250 RUNS & 25 WICKETS												
4	GIBBIE John	13	14	4	399	39.9	128.5	17	492	29	17.0	805 1997/98 5
5	CORNELISSEN Jack	11	8	1	299	42.7	108.2	38	210	28	7.5	691 2015/16 7

ALL TIME MOST WICKET-KEEPING DISMISSALS IN A SEASON IN D GRADE

Rank	Player Name	Games	WK Games	WK Dismissals		per WK Match	Year & Div
				Ct	St	Total	
1	BROWN Andrew	13	12	16	9	25	1996/97 6
2	CRAM Don	11	11	16	2	18	1991/92 6
3	CRAM Don	12	12	14	3	17	1992/93 6
4	BROWN Andrew	11	11	10	6	16	1998/99 5
5	BROWN Andrew	11	10	15	-	15	1999/00 5

MOST GAMES PLAYED IN CAREER IN DIVISION 1

Rank	Player Name	Debut	Yrs	Gam	Grades			Captaincy	
					A	Won-lost	%Won	Games	%Won
1	CONLEY Andrew	1988/89	19	164	164	93- 65	59	51	71
2	FORSTER Tony	1985/86	13	144	144	96- 43	68	15	53
3	WILLIAMS John	1985/86	14	142	142	92- 43	67	31	56
4	BURNETT Bill	1985/86	12	118	118	82- 29	72	66	76
5	WILLIAMS Mark	1989/90	13	107	107	65- 38	63	-	-
6	PARHAM Trevor	1985/86	16	102	102	61- 35	63	-	-
7	DAVIDSON Phil	1996/97	11	95	95	40- 53	43	22	30
8	SCHULTZ Kristian	1998/99	9	95	95	33- 59	36	6	50

Rank	Player Name	Debut	Yrs	Gam	Inn	NO	Runs	Ave	Innings	Scores	100	SeasonAgg	Pshps	%	%O						
									Hi	100	50	30	0	Min	Hi	300	200	100	50	Tm	Cr
1	CONLEY Andrew	1988/89	19	164	176	26	4291	28.6	161	2	20	30	15	45	475	5	6	9	49	14	45
2	WILLIAMS John	1985/86	14	142	134	21	3147	27.8	108*	2	13	24	7	30	381	5	3	7	40	12	45
3	BURNETT Bill	1985/86	12	118	109	13	3026	31.5	153	4	17	16	5	28	519	4	4	7	37	14	47
4	FORSTER Tony	1985/86	13	144	131	26	2698	25.7	114	2	13	18	9	14	522	3	1	5	23	10	53
5	WILLIAMS Mark	1989/90	13	107	109	10	2521	25.5	91	-	19	16	13	18	326	3	5	4	25	12	51
6	PARHAM Trevor	1985/86	16	102	99	5	2120	22.6	108*	2	8	16	9	17	397	2	3	5	19	10	47
7	SCHULTZ Kristian	1998/99	9	95	112	10	2001	19.6	76	-	9	20	11	19	290	-	6	3	24	11	40
8	GIBBIE Mick	1991/92	7	74	76	3	1887	25.8	102*	1	8	17	9	24	377	3	3	6	24	13	45
9	HEDGER John	1989/90	11	89	87	4	1871	22.5	107*	2	10	13	11	10	512	1	3	1	22	11	51
10	DAVIDSON Phil	1996/97	11	95	106	4	1680	16.5	93	-	5	14	12	9	369	2	-	2	17	9	48
11	O'CONNELL Lachlan	1999/00	7	39	43	1	1646	39.2	146	3	11	8	5	6	431	4	-	2	18	20	67
12	ALSOP Greg	1999/00	6	61	74	4	1328	19.0	79	-	4	11	11	5	293	-	4	2	13	12	46
13	HARRISON Graham	1988/89	6	49	47	6	1099	26.8	102	1	5	7	4	2	315	1	2	1	10	12	56
14	HUGHES Peter	1987/88	13	78	81	4	1073	13.9	64	-	4	7	15	6	244	-	2	1	9	7	46
15	MITCHELL Rick	1990/91	4	31	32	1	974	31.4	146	2	5	5	3	2	365	2	1	2	10	16	67
16	DEANE Andrew	1985/86	4	35	34	2	846	26.4	106	2	3	2	1	4	360	1	1	1	9	12	47
17	FRANKCOM John	1988/89	4	41	42	8	834	24.5	101*	1	3	6	4	5	287	-	2	1	9	12	48
18	TEMBY Paul	2001/02	5	39	44	8	818	22.7	91	-	4	7	6	-	279	-	2	1	2	11	64
19	HODGE Andrew	1985/86	6	45	44	7	767	20.7	71	-	2	5	5	2	296	-	1	1	8	9	40
20	EDWARDS Rob	1985/86	6	34	34	3	702	22.6	106*	1	-	10	1	7	288	-	2	2	6	11	43
21	COOMBE Peter A	1985/86	8	59	42	21	622	29.6	80	-	3	4	4	1	178	-	-	-	8	5	40
22	KING Russell	1999/00	2	20	21	1	589	29.5	82	-	4	3	-	8	412	1	-	1	7	14	43
23	BURTENSHAW Dave	1997/98	7	60	57	13	581	13.2	41	-	-	4	5	2	162	-	-	-	6	5	43
24	GUTSCHE Anton	1992/93	2	22	23	2	560	26.7	88*	-	3	7	3	3	296	-	2	2	4	16	48
25	BURN																				

Rank	Player Name	Debut	Yrs	Gam	Overs	Mdn	Runs	Wkts	Ave	Innings	Fig	Season	Ag	Ba/	%		
										Best	5w	3w	Hi	25	15	Wkt	Tm
1	WILLIAMS John	1985/86	14	142	1967.5	472	4867	312	15.6	6/34	10	44	33	6	5	38	23
2	WILKIN Anthony	1991/92	11	92	1253.3	280	3629	212	17.1	6/43	12	31	47	4	3	35	25
3	CONLEY Andrew	1988/89	19	164	857.3	90	3348	158	21.2	7/80	3	19	25	1	4	33	10
4	COOMBE Peter A	1985/86	8	59	729.1	80	2541	153	16.6	9/61	7	21	31	2	4	29	28
5	WILLIAMS Scott	1986/87	12	87	999.3	191	2988	138	21.7	6/68	3	14	24	-	4	43	16
6	BURTENSHAW Dave	1997/98	7	60	783.2	173	2277	137	16.6	6/47	6	17	33	3	1	34	25
7	BROWNE Noel	1990/91	7	74	796.4	95	2821	109	25.9	6/50	5	10	34	2	2	44	16
8	DENIET Scott	2001/02	6	48	653	128	2332	103	22.6	5/35	2	17	30	1	4	38	25
9	RUSBY Shane	1990/91	8	55	605.1	173	1459	99	14.7	7/25	1	15	23	-	3	37	19
10	SIDON Brendon	2000/01	7	51	584.4	101	1952	75	26.0	5/62	1	9	21	-	3	47	16
11	EDWARDS Shaun	2004/05	3	18	292.1	46	1205	53	22.7	6/51	3	6	31	1	-	33	36
12	LISTON Dave	1997/98	2	20	303.1	64	856	50	17.1	7/55	3	6	26	1	1	36	26
13	BRAMMY Simon	1994/95	6	35	347.2	75	1008	45	22.4	4/41	-	4	16	-	1	46	14
14	BELL Geoff	1985/86	7	39	325.2	76	877	44	19.9	4/18	-	5	13	-	-	44	12
15	PAPAGALLO Frank	1985/86	3	19	266.4	52	768	42	18.3	5/33	1	7	22	-	2	38	24
16	SMITH Dave	2003/04	3	17	239.2	29	886	39	22.7	5/46	2	5	25	1	-	37	26
17	DEANE Andrew	1985/86	4	35	221.1	31	859	37	23.2	4/33	-	5	17	-	1	36	12
18	MITCHELL Rick	1990/91	4	31	286.4	67	754	36	20.9	5/13	1	3	12	-	-	48	12
19	SIDON Richard	2002/03	3	27	318.1	53	1067	33	32.3	4/40	-	4	16	-	1	58	13
20	KING Russell	1999/00	2	20	252.1	52	801	32	25.0	4/10	-	5	25	1	-	47	11

[illegible]

BEST BATTING/BOWLING ALLROUNDERS IN CAREER IN DIVISION 1

Rank	Player Name	Debut	Yrs	Gam	Batting Runs Ave	Bowling Wkts Ave	COTY Points	ALLrnd Matches 50&5 40&4 30&3	Season 200&20
2000 RUNS & 200 WICKETS									
1	WILLIAMS John	1985/86	14	142	3147 27.8	312 15.6	7515	1 1 10	7
1000 RUNS & 100 WICKETS									
2	CONLEY Andrew	1988/89	19	164	4291 28.6	158 21.2	6503	1 1 4	3
500 RUNS & 50 WICKETS									
3	COOMBE Peter A	1985/86	8	59	622 29.6	153 16.6	2764	- - -	-
4	BURTENSHAW Dave	1997/98	7	60	581 13.2	137 16.6	2499	- 1 1	-
300 RUNS & 30 WICKETS									
5	WILKIN Anthony	1991/92	11	92	374 8.1	212 17.1	3342	- - -	-
6	BROWNE Noel	1990/91	7	74	444 12.7	109 25.9	1970	- - 2	-
7	MITCHELL Rick	1990/91	4	31	974 31.4	36 20.9	1478	- - -	-

MOST WICKETKEEPING DISMISSALS IN CAREER IN DIVISION 1

Rank	Player Name	Debut	Yrs	Gam	Games Kept	Dismissals Ct St		Total	per Game	Innings 5w 4w 3w	20 in Season	Total Byes	Byes/ Game
1	FORSTER Tony	1985/86	13	144	142	204	98	302	2.13	6 15 32	10	306	2.15
2	SCHULTZ Kristian	1998/99	9	95	54	76	8	84	1.56	3 1 4	2	124	2.30
3	HUXTABLE Andrew	2001/02	4	27	20	33	3	36	1.80	- 3 1	-	44	2.20
4	TEMBY Paul	2001/02	5	39	21	31	5	36	1.71	- 2 2	1	38	1.81
5	NOBLE Bob	1985/86	5	13	6	8	7	15	2.50	- - 2	-	16	2.67

ALL TIME BEST PARTNERSHIPS FOR EACH WICKET IN DIVISION 1

Rank	Wkt	Runs	Player Names	GrDv	Opposition	Rnd	Year
1	1st	151*	DEY Richard 52* & DAVIDSON Phil 81*	A 1	COROMANDEL RAM	7	2003/04
2	1st	138	PARHAM Trevor 19 & MITCHELL Rick 146	A 1	STATE BANK	11	1990/91
3	1st	136	PAPAGALLO Frank 91 & PARHAM Trevor 60	A 1	PLYMPTON FOOTB	2	1986/87
1	2nd	160	BURNETT Tom 81 & DEANE Andrew 106	A 1	SOUTH ROAD	5	1987/88
2	2nd	141	O'CONNELL Lachlan 146 & KING Russell 44	A 1	MORPHETTville	4	1999/00
3	2nd	140	GIBBIE Mick 71 & GUTSCHE Anton 88*	A 1	PLYMPTON FOOTB FS	1992/93	
1	3rd	153	WILLIAMS Mark 64 & CONLEY Andrew 96	A 1	ICC SHARKS	8	2000/01
2	3rd	140	WILLIAMS Mark 79 & SCHULTZ Kristian 56	A 1	ICC SHARKS	3	2002/03
3	3rd	130	ALSOP Greg 64 & SCHULTZ Kristian 59	A 1	ICC SHARKS	10	2004/05
1	4th	190*	EDWARDS Rob 106* & PARHAM Trevor 105*	A 1	STATE BANK	8	1987/88
2	4th	172	RILEY Ian 45 & CONLEY Andrew 161	A 1	SHEIDOW PARK	10	1995/96
3	4th	89	HEDGER John 54 & WILLIAMS Mark 53	A 1	ST GEORGE	4	1990/91
1	5th	130	WILLIAMS Mark 58 & TUMES John 67	A 1	PLYMPTON FOOTB	8	2001/02
2	5th	124	MYSTUIK Simon 66 & TEMBY Paul 91	A 1	MITCHELL PARK	6	2004/05
3	5th	119*	BURNETT Bill 37* & HARRISON Graham 78*	A 1	ANZ BANK	3	1989/90
1	6th	165	HODGE Andrew 71 & WILLIAMS John 108*	A 1	COROMANDEL RAM	1	1988/89
2	6th	162	BURNETT Bill 108 & WILLIAMS John 106*	A 1	ANZ BANK	10	1990/91
3	6th	140	WEEKS Steve 45 & BURNETT Bill 153	A 1	MITCHELL PARK	2	1995/96
1	7th	96	BURNETT Bill 50 & COOMBE Peter A 80	A 1	MITCHELL PARK	4	1987/88
2	7th	82	BURNETT Bill 56 & WILLIAMS John 42	A 1	HECTORVILLE	11	1989/90
3	7th	81	DEANE Andrew 78 & HOLST Bill 22*	A 1	SOUTH ROAD	3	1988/89
1	8th	98*	COOMBE Peter A 35* & FORSTER Tony 61*	A 1	HECTORVILLE	5	1986/87
2	8th	82*	BURTENSHAW Dave 19* & BURNETT Bill 106*	A 1	GLENELG ANA	10	1997/98
3	8th	78	DEY Richard 25 & HUGHES Peter 64	A 1	SOUTH ROAD	10	1999/00
1	9th	58	WILKIN Anthony 22 & BURTENSHAW Dave 30*	A 1	PANORAMA	3	2000/01
2	9th	54	COOMBE Peter A 29 & HODGE Andrew 34*	A 1	ANZ BANK	7	1987/88
3	9th	48	BROWNE Noel 17 & BARNETT Mick 40	A 1	PLYMPTON FOOTB	1	1993/94
1	10th	44	WILKIN Anthony 10 & CONLEY Andrew 124*	A 1	KESWICK	8	1994/95
2	10th	37*	BURTENSHAW Dave 17* & BEATTIE John 28*	A 1	GLENELG ANA	9	1999/00
3	10th	37	BROWNE Noel 32 & BELL Geoff 15*	A 1	HECTORVILLE	2	1990/91

ALL TIME MOST RUNS IN A SEASON IN DIVISION 1

Rank	Player Name	Ga	Inn	NO	Runs	Ave	Innings Hi 100>50>30>10 >0*	% 0	% Tm	% Cr	Strokes 6s 4s 1s	Year & Div
1	FORSTER Tony	12	14	-	522	37.3	114 2 2 1 4 4	1	20	50	14 53 129	1997/98 1
2	BURNETT Bill	13	12	1	519	47.2	80 - 5 2 4 1	-	19	47	2 47 149	1994/95 1
3	HEDGER John	12	12	2	512	51.2	107* 2 2 3 3 2	-	21	61	15 38 121	1991/92 1
4	CONLEY Andrew	11	12	-	475	39.6	161 1 1 3 5 2	-	20	46	3 60 111	1995/96 1
5	O'CONNELL Lachlan	8	9	-	431	47.9	109 2 3 - 2 1	1	25	72	23 35 59	2000/01 1
6	FORSTER Tony	10	10	1	428	47.6	81 - 5 2 2 1	-	20	55	10 37 104	1996/97 1
7	O'CONNELL Lachlan	9	11	-	424	38.5	68 - 4 3 3 -	1	23	68	11 56 56	2001/02 1
8	KING Russell	11	11	-	412	37.5	82 - 3 3 3 2	-	19	43	10 37 93	1999/00 1

ALL TIME MOST WICKETS IN A SEASON IN DIVISION 1

Rank	Player Name	Ga	In	Overs	Mdn	Runs	Wkts	Ave	Innings Best	Figures 6w 5w 4w 3w	Ba/ Wkt	Run/ Over	% Tm	Year & Div
1	WILKIN Anthony	11	14	227.5	42	733	47	15.6	6/43	1 2 4 3	29	3.2	41	2000/01 1
2	BROWNE Noel	13	13	153.2	17	511	34	15.0	5/39	- 3 1 3	27	3.3	28	1991/92 1
3	WILLIAMS John	12	14	178.3	38	454	33	13.8	6/36	1 1 2 1	32	2.5	27	1989/90 1
4	BURTENSHAW Dave	10	13	186.4	48	527	33	16.0	5/59	- 1 2 5	34	2.8	31	2000/01 1
5	COOMBE Peter A	10	12	128.5	15	428	31	13.8	9/61	1 - 1 4	25	3.3	30	1989/90 1
6	EDWARDS Shaun	11	13	171.2	24	778	31	25.1	6/51	2 - 3 1	33	4.5	37	2005/06 1
7	WILLIAMS John	12	12	162.2	50	317	30	10.6	5/22	- 1 2 3	32	2.0	27	1991/92 1
8	DENIET Scott	11	12	170.4	37	458	30	15.3	5/35	- 1 2 3	34	2.7	29	2002/03 1

DIVISION 2 RECORDS

MOST GAMES PLAYED IN CAREER IN DIVISION 2

Rank	Player Name	Debut	Yrs	Gam	Grades A B	Won-lost	%Won	Captaincy Games %Won
1	EDWARDS Rob	1983/84	15	122	22 100	67- 55	55	19 47
2	HUGHES Peter	1986/87	16	107	9 98	51- 53	49	- -
3	SCHULTZ Kristian	1997/98	12	103	99 4	54- 41	56	30 38
4	PARHAM Trevor	1983/84	14	94	18 76	56- 38	60	23 48
5	CRAIGIE Grant	1986/87	12	94	3 91	39- 53	43	22 39
6	FULLER Paul	1991/92	11	88	88	44- 43	51	2 50
7	TEMBY Paul	2002/03	10	85	73 12	44- 37	54	- -

MOST RUNS MADE IN CAREER IN DIVISION 2

Rank	Player Name	Debut	Yrs	Gam	Inn	NO	Runs	Ave	Innings Hi 100 50 30 0	Scores	100 Min	SeasonAgg Hi 300200	Pshps 10050	% Tm	%@ Cr
1	EDWARDS Rob	1983/84	15	122	127	7	2626	21.9	135*	2 10 23 10	23	413 4 2	6 28	12	47
2	LIPSETT Wes	2009/10	7	68	64	2	2175	35.1	104*	2 16 12 2	21	395 6 -	11 15	19	48
3	SCHULTZ Kristian	1997/98	12	103	98	4	2064	22.0	100*	1 10 14 7	10	355 1 5	4 19	12	46
4	PARHAM Trevor	1983/84	14	94	96	10	2007	23.3	103	2 8 13 12	18	294 - 4	2 19	13	47
5	HUGHES Peter	1986/87	16	107	108	10	1878	19.2	84	- 8 17 10	13	281 - 3	4 14	10	48
6	CRAIGIE Grant	1986/87	12	94	89	7	1732	21.1	78	- 7 16 8	2	235 - 4	1 18	11	53
7	GIBBIE Mick	1996/97	5	50	51	2	1601	32.7	113*	1 7 15 4	20	576 3 1	4 14	18	55
8	FULLER Paul	1991/92	11	88	93	7	1571	18.3	72	- 6 12 6	18	286 - 3	2 17	11	40
9	TEMBY Paul	2002/03	10	85	79	4	1476	19.7	105	1 11 7 13	2	364 2 -	2 13	10	59
10	DAVIDSON Phil	1993/94	12	72	74	8	1379	20.9	67*	- 6 12 9	7	309 1 2	1 15	11	48
11	DEY Richard	1994/95	12	79	74	6	1054	15.5	79	- 4 7 14	6	216 - 1	2 3	8	47
12	BURNETT Bill	1983/84	4	26	27	5	885	40.2	111*	3 1 7 1	6	438 2 -	2 10	18	53
13	BURNETT Tom	1983/84	6	45	45	4	825	20.1	89	- 4 5 2	12	302 1 1	1 10	10	38
14	McNAMARA Trinity	1996/97	5	29	30	4	808	31.1	113	1 5 4 3	1	296 - 2	2 7	15	59
15	HARPER Brent	2007/08	3	37	33	-	789	23.9	96	- 6 4 3	3	362 1 1	1 10	12	54
16	ALSOP Greg	1997/98	3	28	29	4	776	31.0	106	1 5 3 -	3	440 1 1	3 6	15	55
17	DENIET Josh	2009/10	6	60	54	12	775	18.5	67*	- 2 6 9	1	229 - 1	- 5	8	52
18	HUXTABLE Andrew	1991/92	11	77	61	10	774	15.2	66	- 2 4 7	2	213 - 1	1 8	6	37
19	PALMER Dave	1997/98	10	72	62	7	772	14.0	101*	1 1 6 12	3	189 - -	- 7	6	41
20	HODGE Andrew	1984/85	6	30	33	3	738	24.6	76*	- 2 7 2	6	263 - 2	1 9	14	45
21	GIBBIE Dom	1992/93	8	51	51	11	719	18.0	48*	- 7 4 4	6	196 - -	- 4	9	40
22	WILLIAMS Mark	1988/89	6	35	36	4	683	21.3	59	- 4 3 4	4	235 - 2	- 5	12	47
23	CRAM Don	1984/85	4	30	35	4	651	21.0	71	- 2 4 3	-	245 - 2	- 6	11	54
24	COOMBE Peter A	1983/84	5	27	22	10	648	54.0	58	- 3 9 -	2	306 1 1	2 8	13	49
25	SMITH John	1986/87	11	54	52	13	630	16.2	70	- 2 4 7	8	236 - 1	- 8	7	34
26	RUSSELL Nic	2008/09	5	32	29	4	551	22.0	68	- 2 5 3	3	207 - 1	- 8	9	50
27	HALL Michael	1987/88	4	24	28	3	534	21.4	140	1 1 3 2	3	267 - 1	1 3	13	46
28	PERRYMAN Gavin	1992/93	4	24	23	1	522	23.7	100	1 1 4 2	6	249 - 2	- 5	13	47
29	STEER Peter	1983/84	6	26	25	4	516	24.6	58	- 2 6 2	3	376 1 -	- 10	10	45
30	WILKIN Anthony	1991/92	8	66	44	5	497	12.7	40	- - 2 3	1	144 - -	- 1	4	47

MOST WICKETS TAKEN IN CAREER IN DIVISION 2

Rank	Player Name	Debut	Yrs	Gam	Overs	Mdn	Runs	Wkts	Ave	Innings Best	Fig 5w 3w	SeasonAgg Hi 25 15	Ba/ Wkt	% Tm
1	WILKIN Anthony	1991/92	8	66	964.4	289	2242	158	14.2	6/10	6 26	38 4 1	37	27
2	CRAIGIE Grant	1986/87	12	94	913.5	130	3175	138	23.0	6/36	4 14 21	- 6 40	17	
3	WILLIAMS Scott	1983/84	8	53	646.3	166	1621	111	14.6	6/15	4 13 25	1 3 35	22	
4	GIBBIE Mick	1996/97	5	50	554.3	66	2088	106	19.7	6/60	3 16 27	2 2 31	23	
5	WILLIAMS Rowan	2010/11	6	64	660.2	174	1954	100	19.5	5/34	5 11 25	1 2 40	19	
6	MARSHALL Ashley	1999/00	7	55	412.4	77	1405	91	15.4	6/46	2 14 26	1 2 27	19	
7	BELL Geoff	1983/84	10	62	722.4	143	2286	88	26.0	5/37	2 9 28	1 1 49	17	
8	ISLAM Robiul	2012/13	4	27	343.4	85	948	70	13.5	6/45	3 13 30	1 1 29	30	
9	HARPER Brent	2007/08	3	37	307	61	892	64	13.9	5/12	2 9 31	1 2 29	19	
10	HUCKSTEPP Craig	1994/95	6	45	453.2	85	1265	64	19.8	6/13	2 6 17	- 2 43	17	
11	PAPAGALLO Frank	1983/84	2	21	296.3	52	878	63	13.9	6/20	4 9 34	2 - 28	30	
12	DENIET Josh	2009/10	6	60	490.3	92	1691	61	27.7	4/43	- 8 16	- 1 48	13	
13	BRAMMY Simon	1994/95	8	41	390.1	74	1253	60	20.9	5/40	1 6 18	- 1 39	16	
14	SIDON Brendon	2000/01	6	46	427.1	103	1217	59	20.6	7/28	1 6 23	- 1 43	14	
15	SMITH John	1986/87	11	54	398.3	64	1433	56	25.6	4/35	- 9 17	- 1 43	13	
16	COOMBE Peter A	1983/84	5	27	223.2	23	834	53	15.7	7/53	2 7 27	1 1 25	21	
17	BARNETT Mick	1991/92	3	20	276.1	70	620	52	11.9	7/28	2 9 27	1 1 32	28	
18	TONKIN Andrew	2002/03	7	46	320.4	50	1077	49	22.0	5/40	1 7 17	- 1 39	13	
19	COCHRANE Herb	1983/84	2	14	194.4	49	413	38	10.9	9/39	2 4 23	- 2 31	26	
20	MAZURKE Danny	1986/87	3	14	206.2	33	670	38	17.6	6/36	4 2 17	- 1 33	29	
21	SCHULTZ Kristian	1997/98	12	103	216.2	29	818	38	21.5	5/22	1 4 18	- 1 34	4	

RUNS FROM EACH BATTING POSITION IN CAREER IN DIVISION 2

Player Name	Gam	Operer	No.3	No.4	No.5	No.6	No.7	No.8	No.9	No.10	No.11
EDWARDS Rob	122	675@ 20	1071@ 26	298@ 20	300@ 18	164@ 23	102@ 17	16@ 16	-@ -	-@ -	-@ -
LIPSETT Wes	68	1622@ 35	484@ 35	69@ 69	-@ -	-@ 0	-@ -	-@ -	-@ -	-@ -	-@ -
SCHULTZ Kristian	103	1243@ 25	355@ 25	258@ 20	146@ 12	27@ 9	35@ 18	-@ -	-@ -	-@ -	-@ -
PARHAM Trevor	94	809@ 23	619@ 34	177@ 14	268@ 17	97@ 49	15@ -	22@ 22	-@ -	-@ -	-@ 0
HUGHES Peter	107	61@ 12	613@ 20	466@ 23	358@ 18	249@ 15	106@ 27	10@ 10	14@ 14	1@ -	-@ -
CRAIGIE Grant	94	43@ 11	34@ 11	467@ 19	267@ 22	414@ 26	492@ 26	12@ 12	3@ 2	-@ -	-@ -
GIBBIE Mick	50	1601@ 33	-@ -	-@ -	-@ -	-@ -	-@ -	-@ -	-@ -	-@ -	-@ -
FULLER Paul	88	1294@ 19	25@ 6	25@ 8	114@ 23	48@ 48	40@ 13	-@ -	10@ 10	15@ -	-@ -
TEMEY Paul	85	13@ 13	-@ -	296@ 27	542@ 27	321@ 14	198@ 20	106@ 11	-@ -	-@ -	-@ -
DAVIDSON Phil	72	569@ 27	219@ 16	288@ 19	210@ 23	61@ 12	2@ -	23@ 23	-@ -	7@ 7	-@ -
DEY Richard	79	236@ 15	30@ 30	106@ 13	110@ 28	111@ 14	281@ 14	166@ 21	2@ 2	12@ 6	-@ -
BURNETT Bill	26	33@ 33	8@ 8	694@ 39	145@ 73	-@ -	5@ -	-@ -	-@ -	-@ -	-@ -
BURNETT Tom	45	511@ 24	123@ 62	54@ 11	25@ 8	48@ 10	28@ 14	32@ 16	4@ 4	-@ -	-@ -
McNAMARA Trinity	29	281@ 47	332@ 33	-@ 0	125@ 25	13@ 13	-@ -	28@ 14	-@ 0	29@ -	-@ -
HARPER Brent	37	149@ 37	9@ 5	419@ 20	74@ 37	138@ 35	-@ -	-@ -	-@ -	-@ -	-@ -

BEST BATTING/BOWLING ALLROUNDERS IN CAREER IN DIVISION 2

Rank	Player Name	Debut	Yrs	Gam	Batting Runs Ave	Bowling Wkts Ave	COTY Points	ALLrnd Matches 50&5 40&4 30&3	Season 200&20
1000 RUNS & 100 WICKETS									
1	CRAIGIE Grant	1986/87	12	94	1732 21.1	138 23.0	3664	- 3 -	1
2	GIBBIE Mick	1996/97	5	50	1601 32.7	106 19.7	3085	- 2 9	4
500 RUNS & 50 WICKETS									
3	HARPER Brent	2007/08	3	37	789 23.9	64 13.9	1685	1 - 2	1
4	DENIET Josh	2009/10	6	60	775 18.5	61 27.7	1629	- - -	-
5	SMITH John	1986/87	11	54	630 16.2	56 25.6	1414	- 1 -	-
6	COOMBE Peter A	1983/84	5	27	648 54.0	53 15.7	1390	- 2 2	2
300 RUNS & 30 WICKETS									
7	WILKIN Anthony	1991/92	8	66	497 12.7	158 14.2	2709	- - -	-

MOST WICKETKEEPING DISMISSALS IN CAREER IN DIVISION 2

Rank	Player Name	Debut	Yrs	Gam	Games Kept	Dismissals Ct St Total	per Game	Innings 5w 4w 3w	20 in Seasn	Total Byes	Byes/ Game
1	HUXTABLE Andrew	1991/92	11	77	42	52 19 71	1.69	2 2 4	2	132	3.14
2	FULLER Paul	1991/92	11	88	41	46 7 53	1.29	- 2 3	-	65	1.59
3	PEARCE Darren	1991/92	3	31	31	34 7 41	1.32	- 5 -	-	49	1.58
4	LIPSETT Wes	2009/10	7	68	20	35 3 38	1.90	1 3 3	1	19	0.95
5	BALYM Anton	2014/15	2	23	23	20 17 37	1.61	- 1 4	1	73	3.17
6	SCHULTZ Kristian	1997/98	12	103	26	35 2 37	1.42	- 3 2	1	90	3.46

ALL TIME BEST PARTNERSHIPS FOR EACH WICKET IN DIVISION 2

Rank	Wkt	Runs	Player Names	GrDv	Opposition	Rnd Year
1	1st	211*	LIPSETT Wes 104* & SCHULTZ Kristian 100*	A 2	SHEIDOW PARK	4 2013/14
2	1st	136	ROWE Brenton 46 & ALSOP Greg 88	B 2	SOUTH PARK	5 2000/01
3	1st	133	DEY Richard 79 & LIPSETT Wes 52	A 2	KESWICK	4 2010/11
1	2nd	194	SCHMIAUKE Marc 88 & BELSAK Andrew 117	A 2	MORPHETTVILLE	3 2015/16
2	2nd	141	SCHULTZ Kristian 83 & LIPSETT Wes 89	A 2	PLYMPTON FOOTB	4 2009/10
3	2nd	138	CONLEY Andrew 65 & LIPSETT Wes 101	A 2	WESTERN YOUTH	6 2013/14
1	3rd	134	GIBBIE Mick 98 & TEMBY Paul 78*	B 2	KENILWORTH	4 2002/03
2	3rd	132	EDWARDS Rob 51 & GIBBIE Mick 113*	B 2	SEACOMBE SALV'	5 1998/99
3	3rd	114	HUGHES Peter 45 & EDWARDS Rob 92	B 2	SOUTH PARK	8 1999/00
1	4th	146	RICHARDSON Dan 74 & EDWARDS Rob 135*	B 2	SHEIDOW PARK	2 1998/99
2	4th	130	HUGHES Peter 84 & FULLER Paul 49	B 2	HECTORVILLE	7 2000/01
3	4th	103*	ALSOP Greg 51* & HUXTABLE Andrew 53*	B 2	WESTMINSTER O.	2 2000/01
1	5th	160	LIPSETT Wes 69 & HARPER Brent 96	A 2	KESWICK	GF 2009/10
2	5th	90	TEMBY Paul 65 & WOOD Craig 53*	A 2	COROMANDEL RAM	2 2007/08
3	5th	86	McNAMARA Trinity 51 & CRAIGIE Grant 31	B 2	KENILWORTH	3 1996/97
1	6th	129	TEMBY Paul 86 & DEY Richard 55	A 2	SOUTH ROAD	6 2008/09
2	6th	115	COOMBE Peter A 45 & BURNETT Bill 110	A 2	KARANA	FS 1984/85
3	6th	108	EDWARDS Rob 48 & HODGE Andrew 76*	A 2	KENILWORTH	8 1984/85
1	7th	109	SHIPP Andrew 43 & COOMBE Peter A 58	B 2	KESWICK	9 1987/88
2	7th	101	HALL Michael 140 & HARGRAVES Craig 32	B 2	SHEIDOW PARK	6 1994/95
3	7th	98	COOMBE Peter A 33 & WILLIAMS John 63	A 2	SEAVIEW DOWNS	11 1984/85
1	8th	85	MARSHALL Ashley 28 & DENIET Josh 67*	A 2	GLENELG ANA	8 2014/15
2	8th	78	SMITH John 17 & PERRYMAN Gavin 100	B 2	MITCHELL PARK	2 1994/95
3	8th	65	HOLST Bill 66 & BELL Geoff 20*	B 2	SEAVIEW DOWNS	10 1987/88
1	9th	119	MARSHALL Ashley 39 & TONKIN Andrew 61*	A 2	KESWICK	4 2008/09
2	9th	75	CONROY Brian 98 & CRAM Don 53	B 2	KENILWORTH	3 1987/88
3	9th	66	PAPAGALLO Frank 33 & FORSTER Tony 27*	A 2	SEAVIEW DOWNS	11 1984/85
1	10th	81	RUSSELL Nic 68 & DENIET Josh 21*	A 2	WESTERN YOUTH	6 2011/12
2	10th	79	WILLIAMS Scott 19 & BARKER Terry 59*	A 2	KESWICK	2 1983/84
3	10th	60	WILLIAMS Scott 29 & SMITH John 32*	B 2	COROMANDEL	3 2003/04

ALL TIME MOST RUNS IN A SEASON IN DIVISION 2

Rank	Player Name	Ga	Inn	NO	Runs	Ave	Innings Hi 100>50>30>10 >0* 0	% Tm	% Cr	Strokes 6s 4s 1s	Year & Div
1	GIBBIE Mick	12	12	1	576	52.4	98 - 5 4 2 - 1	23	54	11 67 150	2002/03 2
2	ALSOP Greg	11	12	2	440	44.0	106 1 3 - 6 2 -	21	55	7 49 98	2000/01 2
3	BURNETT Bill	11	12	3	438	48.7	111* 1 1 4 4 2 -	21	53	- 36 155	1983/84 2
4	BURNETT Bill	13	13	1	434	36.2	110* 2 - 3 4 3 1	17	55	5 34 135	1984/85 2
5	EDWARDS Rob	12	12	1	413	37.5	135* 1 1 5 2 1 2	19	45	9 36 124	1998/99 2
6	BELSAK Andrew	10	11	-	398	36.2	117 1 2 1 5 2 -	21	59	12 48 70	2015/16 2
7	LIPSETT Wes	12	12	-	395	32.9	89 - 5 1 1 4 1	18	41	4 31 118	2009/10 2
8	LIPSETT Wes	12	10	-	379	37.9	79 - 3 2 3 2 -	20	51	3 47 75	2014/15 2

ALL TIME MOST WICKETS IN A SEASON IN DIVISION 2

Rank	Player Name	Ga	In	Overs	Mdn	Runs	Wkts	Ave	Innings Best	Figures 6w 5w 4w 3w	Ba/ Wkt	Run/ Over	% Tm	Year & Div
1	WILKIN Anthony	13	14	207.3	57	514	38	13.5	6/10	2 - 1 4	33	2.5	28	2002/03 2
2	PAPAGALLO Frank	11	11	145.3	22	470	34	13.8	6/20	2 1 1 3	26	3.2	33	1984/85 2
3	HARPER Brent	13	13	104	17	315	31	10.2	5/35	- 1 2 4	20	3.0	25	2009/10 2
4	WILKIN Anthony	12	14	174.1	49	425	31	13.7	6/80	1 - 1 5	34	2.4	29	1998/99 2
5	WOOD Craig	9	10	109.3	15	400	30	13.3	6/39	1 1 2 2	22	3.7	33	2007/08 2
6	ISLAM Robiul	11	11	143.5	35	409	30	13.6	6/45	1 1 - 6	29	2.8	36	2013/14 2
7	PAPAGALLO Frank	10	12	151	30	408	29	14.1	5/55	- 1 1 4	31	2.7	27	1983/84 2
8	BELL Geoff	8	9	140.4	34	439	28	15.7	5/37	- 2 2 2	30	3.1	37	1986/87 2

DIVISION 3 RECORDS

MOST GAMES PLAYED IN CAREER IN DIVISION 3

Rank	Player Name	Debut	Yrs	Gam	Grades A B	Won-lost	%Won	Captaincy Games %Won
1	HUGHES Peter	1985/86	10	77	77	40- 35	53	- -
2	PALMER Dave	2001/02	6	53	53	17- 34	34	22 25
3	CRAIGIE Grant	1985/86	8	51	51	29- 20	59	12 58
4	ROWE Brenton	2001/02	6	44	44	12- 30	30	- -
5	MONAHAN Phil	2005/06	5	44	44	10- 32	25	11 23
6	SMITH John	1982/83	8	43	1 42	26- 14	64	1 100
7	BELL Geoff	1982/83	6	40	11 29	26- 14	65	- -

MOST RUNS MADE IN CAREER IN DIVISION 3

Rank	Player Name	Debut	Yrs	Gam	Inn	NO	Runs	Ave	Innings Hi 100	Scores 50 30 0	100 Min	SeasonAgg Hi 300200	Pshps 10050	% Tm	% Cr
1	HUGHES Peter	1985/86	10	77	79	5	1643	22.2	107*	1 7 14 8	9	273 - 5	4 17	12	50
2	PALMER Dave	2001/02	6	53	57	6	1093	21.4	91	- 5 8 8	9	322 1 2	1 11	13	46
3	EDWARDS Rob	1982/83	8	33	33	3	1003	33.4	107*	2 6 9 -	7	416 2 -	2 14	16	45
4	NOBLE Bob	1982/83	5	34	35	5	962	32.1	92	- 5 7 1	4	325 1 1	3 10	14	50
5	CONROY Brian	1984/85	4	34	35	1	951	28.0	103	1 7 5 3	1	438 2 1	3 7	13	66
6	CRAIGIE Grant	1985/86	8	51	50	9	900	22.0	78	- 5 5 5	1	355 1 -	- 10	10	49
7	PARHAM Trevor	1982/83	7	30	30	1	745	25.7	101	1 2 6 1	4	317 1 -	3 6	14	51
8	WILLIAMS Mark	1989/90	4	19	19	-	677	35.6	90	- 6 3 2	6	359 1 1	2 6	18	51
9	ALSOP Greg	2001/02	1	13	12	1	667	60.6	118	3 2 4 -	4	667 1 -	3 6	27	58
10	DALY Mick	1982/83	3	26	28	1	657	24.3	84	- 4 4 2	2	327 1 -	1 7	13	53
11	MONAHAN Phil	2005/06	5	44	49	1	655	13.6	58	- 2 4 7	3	210 - 2	- 2	10	55
12	SMITH John	1982/83	8	43	43	11	609	19.0	58*	- 1 9 6	7	269 - 2	1 11	8	34
13	ROWE Brenton	2001/02	6	44	46	4	560	13.3	60	- 3 2 3	6	154 - -	- 3	9	38
14	BURNETT Tom	1982/83	4	18	18	-	470	26.1	87	- 2 2 -	5	350 1 -	2 5	13	39
15	DAVIDSON Phil	1995/96	4	19	15	1	462	33.0	86	- 4 2 -	2	259 - 1	3 4	14	48
16	GIBBIE Dom	1995/96	6	39	39	4	461	13.2	66	- 1 3 3	4	156 - -	- 3	7	38
17	BURNETT Bill	1982/83	1	11	11	5	432	72.0	133*	1 2 2 -	3	432 1 -	2 3	20	47
18	HODGE Andrew	1982/83	5	24	23	4	428	22.5	66	- 2 2 4	2	208 - 1	- 6	9	48
19	TONKIN Andrew	2005/06	4	25	28	3	403	16.1	55	- 1 3 4	-	161 - -	- 3	11	55
20	DEANE Andrew	1984/85	2	16	16	3	387	29.8	75	- 3 1 1	3	243 - 1	1 5	11	44
21	GIBBIE Mick	2001/02	1	9	10	2	381	47.6	119	1 2 1 -	3	381 1 -	1 5	20	45
22	DEY Richard	1995/96	5	26	24	7	373	21.9	70	- 1 4 3	1	168 - -	- 5	8	47
23	HOLST Bill	1982/83	4	22	21	2	367	19.3	65	- 2 2 3	-	173 - -	- 3	8	49
24	ROUTLEDGE Steve	2008/09	3	13	14	2	325	27.1	67	- 3 1 1	2	150 - -	- 1	17	49
25	HALL Michael	1989/90	2	12	13	1	304	25.3	58	- 1 3 1	4	292 - 1	- 3	13	40
26	CRAM Don	1984/85	3	19	19	4	288	19.2	41	- - 3 1	-	160 - -	- 3	7	57
27	LIGHTFOOT Derek	2009/10	2	9	10	2	261	32.6	83*	- 2 1 2	2	245 - 1	- 3	21	48
28	SHIPP Andrew	1984/85	2	9	7	2	235	47.0	115*	1 1 -	1	221 - 1	1 2	12	46
29	FULLER Paul	1995/96	3	24	21	1	232	11.6	46	- - 1 2	1	130 - -	- 3	5	37
30	MARSHALL Ashley	2001/02	4	25	23	2	218	10.4	42	- - 1 3	2	110 - -	- 2	6	34

MOST WICKETS TAKEN IN CAREER IN DIVISION 3

Rank	Player Name	Debut	Yrs	Gam	Overs	Mdn	Runs	Wkts	Ave	Innings Best	Fig 5w 3w	SeasonAgg Hi 25 15	Ba/ Wkt	% Tm
1	BELL Geoff	1982/83	6	40	500.3	110	1354	91	14.9	7/43	5 12	31 2 1	33	21
2	CRAIGIE Grant	1985/86	8	51	440.4	71	1339	72	18.6	7/34	4 8	27 2 1	37	16
3	DEANE Andrew	1984/85	2	16	289.5	65	803	66	12.2	6/21	5 9	45 1 1	26	35
4	WILKIN Anthony	2005/06	4	26	328.3	73	953	48	19.9	7/56	2 7	19 - 2	41	24
5	MARSHALL Ashley	2001/02	4	25	205.2	37	762	47	16.2	7/77	2 5	25 1 -	26	24
6	COOMBE Peter A	1982/83	2	15	180.1	27	582	46	12.7	5/37	1 9	30 1 1	24	28
7	WILLCOX Steve	1989/90	4	21	230.1	44	661	33	20.0	5/35	2 1	25 1 -	42	17
8	BEATTIE John	2001/02	1	12	117.2	32	322	31	10.4	4/14	-	6 31 1 -	23	25
9	TONKIN Andrew	2005/06	4	25	190.3	33	751	27	27.8	4/68	-	3 12 - -	42	17
10	HODGE David	1984/85	2	16	192.1	52	522	26	20.1	4/37	-	3 20 - 1	44	15
11	PEARCE Mike	1989/90	2	10	177.2	27	523	26	20.1	7/67	1 3	17 - 1	41	31
12	DENIET Scott	2001/02	1	11	132.2	39	317	25	12.7	4/19	-	4 25 1 -	32	20
13	SMITH John	1982/83	8	43	174.3	26	619	25	24.8	4/46	-	4 14 - -	42	6
14	GIBBIE Mick	2001/02	1	9	82.4	16	269	24	11.2	4/24	-	4 24 - 1	21	23
15	SCOTT Ron	1995/96	2	10	127.3	26	350	24	14.6	7/51	1 3	24 - 1	32	25
16	WILLIAMS Scott	1989/90	2	10	126.4	21	401	23	17.4	5/13	1 4	20 - 1	33	31
17	LYNE Mick	2001/02	1	12	133	27	436	23	19.0	5/40	1 1	23 - 1	35	16
18	MATTHEWS Jacob	2010/11	2	13	120.2	21	458	23	19.9	5/43	1 3	20 - 1	31	27
19	ROWE Brenton	2001/02	6	44	98.5	9	498	23	21.7	5/27	1 3	15 - 1	26	8
20	YOUNG Peter	1990/91	1	11	69.3	8	195	22	8.9	3/4	-	2 22 - 1	19	18

RUNS FROM EACH BATTING POSITION IN CAREER IN DIVISION 3

Player Name	Gam	Opener	No.3	No.4	No.5	No.6	No.7	No.8	No.9	No.10	No.11
HUGHES Peter	77	161@ 18	231@ 18	569@ 25	370@ 22	202@ 29	5@ 5	91@ 30	14@ 14	-@ -	-@ -
PALMER Dave	53	555@ 21	26@ 9	2@ 1	385@ 26	6@ -	76@ 25	43@ 43	-@ -	-@ -	-@ -
EDWARDS Rob	33	434@ 48	319@ 35	204@ 23	42@ 21	-@ -	-@ -	-@ -	4@ 4	-@ -	-@ -
NOBLE Bob	34	16@ -	454@ 38	247@ 35	78@ 20	86@ 17	-@ -	57@ 29	-@ -	24@ -	-@ -
CONROY Brian	34	-@ 0	29@ 15	94@ 31	521@ 37	185@ 26	67@ 17	55@ 18	-@ -	-@ -	-@ -
CRAIGIE Grant	51	77@ 77	-@ -	122@ 12	156@ 22	260@ 22	123@ 15	162@ 54	-@ -	-@ -	-@ -
PARHAM Trevor	30	109@ 12	348@ 35	125@ 25	153@ 38	10@ 10	-@ -	-@ -	-@ -	-@ -	-@ -
WILLIAMS Mark	19	360@ 40	-@ -	172@ 34	112@ 28	33@ 33	-@ -	-@ -	-@ -	-@ -	-@ -
ALSOP Greg	13	667@ 61	-@ -	-@ -	-@ -	-@ -	-@ -	-@ -	-@ -	-@ -	-@ -
DALY Mick	26	656@ 26	-@ 0	-@ -	1@ 1	-@ -	-@ -	-@ -	-@ -	-@ -	-@ -
MONAHAN Phil	44	330@ 11	93@ 19	106@ 18	-@ 0	126@ 21	-@ -	-@ -	-@ -	-@ -	-@ -
SMITH John	43	469@ 21	32@ 32	-@ -	10@ 5	-@ -	8@ 8	17@ 6	13@ 13	60@ 30	-@ -
ROWE Brenton	44	289@ 13	162@ 16	7@ 4	6@ 6	68@ 34	1@ 1	1@ 1	-@ -	26@ 9	-@ -
BURNETT Tom	18	457@ 29	8@ 8	-@ -	-@ -	-@ -	-@ -	5@ 5	-@ -	-@ -	-@ -
DAVIDSON Phil	19	-@ -	259@ 37	4@ 4	18@ 18	-@ -	100@ 25	81@ 81	-@ -	-@ -	-@ -

BEST BATTING/BOWLING ALLROUNDERS IN CAREER IN DIVISION 3

Rank	Player Name	Debut	Yrs	Gam	Batting Runs Ave	Bowling Wkts Ave	COTY Points	ALLrnd Matches 50&5 40&4 30&3	Season 200&20
500 RUNS & 50 WICKETS									
1	CRAIGIE Grant	1985/86	8	51	900 22.0	72 18.6	1908	- 1 3	1
300 RUNS & 30 WICKETS									
2	DEANE Andrew	1984/85	2	16	387 29.8	66 12.2	1311	1 2 1	1
150 RUNS & 15 WICKETS									
3	SMITH John	1982/83	8	43	609 19.0	25 24.8	959	- - -	-
4	ROWE Brenton	2001/02	6	44	560 13.3	23 21.7	882	- - -	-
5	MARSHALL Ashley	2001/02	4	25	218 10.4	47 16.2	876	- - -	-
6	WILKIN Anthony	2005/06	4	26	185 9.3	48 19.9	857	- 1 -	-
7	COOMBE Peter A	1982/83	2	15	181 25.9	46 12.7	825	- - -	-

MOST WICKETKEEPING DISMISSALS IN CAREER IN DIVISION 3

Rank	Player Name	Debut	Yrs	Gam	Games Kept	Dismissals Ct St Total	per Game	Innings 5w 4w 3w	20 in Seasn	Total Byes	Byes/ Game
1	FULLER Paul	1995/96	3	24	23	40 4 44	1.91	- 2 5	1	47	2.04
2	NOBLE Bob	1982/83	5	34	20	25 7 32	1.60	- 2 2	-	53	2.65
3	BARKER Terry	1982/83	2	12	12	16 8 24	2.00	- 2 1	1	36	3.00
4	MARKS Greg	2009/10	3	28	17	17 4 21	1.24	- - 2	-	27	1.59
5	PEARCE Darren	1989/90	2	10	10	18 2 20	2.00	- 1 2	-	23	2.30

ALL TIME BEST PARTNERSHIPS FOR EACH WICKET IN DIVISION 3

Rank	Wkt	Runs	Player Names	GrDv	Opposition	Rnd Year
1	1st	115	SMITH John 27 & DALY Mick 84	B 3	KESWICK	9 1984/85
2	1st	113	HUGHES Peter 35 & EDWARDS Rob 107*	B 3	COWANDILLA	9 1990/91
3	1st	99	SMITH John 40 & DALY Mick 57	B 3	MITSUBISHI	4 1984/85
1	2nd	140	BURNETT Tom 84 & PARHAM Trevor 101	A 3	KARANA	1 1982/83
2	2nd	139	GIBBIE Mick 87 & DAVIDSON Phil 86	B 3	SOUTH ROAD	11 2001/02
3	2nd	130	DAVIDSON Phil 56 & ALSOP Greg 118	B 3	MORPHETTVILLE	3 2001/02
1	3rd	118	McNAMARA Trinity 71 & PALMER Dave 91	B 3	WESTMINSTER O.	6 2008/09
2	3rd	110	WILLIAMS Mark 56 & HUGHES Peter 78	B 3	COROMANDEL RAM	8 1995/96
3	3rd	109	CONROY Brian 52 & NOBLE Bob 65	B 3	HECTORVILLE	7 1984/85
1	4th	151	NOBLE Bob 92 & HUGHES Peter 81	B 3	ROSEWATER	9 1985/86
2	4th	137	CONROY Brian 65 & SHIPP Andrew 115*	B 3	SOUTH ROAD	5 1985/86
3	4th	114	BURNETT Bill 55 & NOBLE Bob 85	A 3	NETLEY	10 1982/83
1	5th	111	JENNINGS Leigh 45 & BURNETT Bill 133*	A 3	HECTORVILLE	3 1982/83
2	5th	93	GIBBIE Dom 31 & CRAIGIE Grant 78	B 3	MODBURY HEIGHT	6 1995/96
3	5th	85	CRAIGIE Grant 56 & HALL Michael 47	B 3	SEAVIEW O.S.	5 1995/96
1	6th	106	WILLIAMS Rowan 38 & HUGHES Peter 107*	B 3	KESWICK	4 2010/11
2	6th	83	CRAIGIE Grant 24 & PARHAM Trevor 92	B 3	COROMANDEL RAM	8 1990/91
3	6th	78	TONKIN Andrew 41 & LIGHTFOOT Derek 83*	B 3	KESWICK	3 2009/10
1	7th	96	HODGE Andrew 66 & CRAIGIE Grant 76	B 3	KENILWORTH	11 1990/91
2	7th	87	DEY Richard 70 & DENIET Josh 36*	B 3	ICC SHARKS	3 2008/09
3	7th	85	CRAIGIE Grant 48 & DAVIDSON Phil 81	B 3	ADELAIDE CAVAL	4 1995/96
1	8th	56*	BELL Geoff 36* & CURRAN John 26*	B 3	MODBURY HEIGHT	1 1989/90
2	8th	54*	SANTOS John 11* & CRAIGIE Grant 50*	B 3	COROMANDEL	4 1989/90
3	8th	53	WILLIAMS Mark 67 & DEY Richard 31	B 3	NORTH HAVEN	7 1995/96
1	9th	92	WILKIN Anthony 46 & SMITH John 40	B 3	SOUTH PARK	9 2005/06
2	9th	62	COOMBE Peter A 53 & NOBLE Bob 24*	B 3	SHEIDOW PARK	1 1990/91
3	9th	46	PALMER Dave 91 & PUGH Ben 16*	B 3	WESTMINSTER O.	6 2008/09
1	10th	51*	WILLCOX Steve 30* & PEARCE Mike 36*	B 3	HECTORVILLE	11 1989/90
2	10th	50	MYSTUIK Simon 31 & WILSON Jarrod 22*	B 3	SHEIDOW PARK	7 2008/09
3	10th	49	SHIPP Andrew 83 & HODGE David 14*	B 3	COROMANDEL RAM	4 1985/86

ALL TIME MOST RUNS IN A SEASON IN DIVISION 3

Rank	Player Name	Ga	Inn	NO	Runs	Ave	Innings Hi 100>50>30>10 >0*	Scores 0	% Tm	% Cr	Strokes 6s 4s 1s	Year & Div
1	ALSOP Greg	13	12	1	667	60.6	118	3 2 4 1 2	- 27	58	24 65 119	2001/02 3
2	CONROY Brian	13	13	-	438	33.7	103	1 4 1 2 4	1 15	63	24 39 78	1985/86 3
3	BURNETT Bill	11	11	5	432	72.0	133*	1 2 2 5 1	- 20	47	1 54 159	1982/83 3
4	EDWARDS Rob	11	11	2	416	46.2	107*	2 2 1 3 3	- 22	47	5 39 127	1990/91 3
5	GIBBIE Mick	9	10	2	381	47.6	119	1 2 1 2 4	- 20	45	12 36 80	2001/02 3
6	WILLIAMS Mark	8	8	-	359	44.9	90	- 3 1 3	- 1	22	4 39 97	1989/90 3
7	CRAIGIE Grant	12	13	2	355	32.3	78	- 3 2 4 1	3 16	55	19 31 68	1995/96 3
8	BURNETT Tom	11	11	-	350	31.8	87	- 2 2 5 2	- 16	40	1 39 120	1982/83 3

ALL TIME MOST WICKETS IN A SEASON IN DIVISION 3

Rank	Player Name	Ga	In	Overs	Mdn	Runs	Wkts	Ave	Innings Best	Figures 6w 5w 4w 3w	Ba/ Wkt	Run/ Over	% Tm	Year & Div
1	DEANE Andrew	9	16	197	45	543	45	12.1	5/26	- 3 3 4	26	2.8	34	1984/85 3
2	BEATTIE John	12	13	117.2	32	322	31	10.4	4/14	- - 2 4	23	2.7	25	2001/02 3
3	BELL Geoff	8	15	174.3	41	390	31	12.6	5/44	- 1 2 3	34	2.2	27	1984/85 3
4	COOMBE Peter A	8	11	100.4	17	330	30	11.0	4/39	- - 4 3	20	3.3	31	1982/83 3
5	BELL Geoff	11	14	140.1	25	451	29	15.6	7/43	1 1 1 2	29	3.2	23	1982/83 3
6	CRAIGIE Grant	12	12	131.5	25	370	27	13.7	7/34	1 - 1 3	29	2.8	25	1995/96 3
7	CRAIGIE Grant	12	15	163.4	26	467	26	18.0	5/38	- 2 1 2	38	2.9	20	1990/91 3
8	DENIET Scott	11	13	132.2	39	317	25	12.7	4/19	- - 2 2	32	2.4	20	2001/02 3

DIVISION 4 RECORDS

MOST GAMES PLAYED IN CAREER IN DIVISION 4

Rank	Player Name	Debut	Yrs	Gam	Grades A B C	Won-lost	%Won	Captaincy Games %Won
1	MARSHALL Ashley	1999/00	9	82	52 30	30- 47	40	14 18
2	SMITH John	1981/82	13	79	2 14 63	44- 34	56	12 67
3	GIBBIE Dom	1992/93	9	63	17 46	25- 36	41	24 42
4	ROWE Brenton	1997/98	9	61	19 42	21- 37	37	- -
5	HUGHES Peter	1992/93	9	54	46 8	28- 23	55	- -
6	HODGE Andrew	1981/82	8	54	10 1 43	27- 26	51	22 43
7	CONROY Jason	1992/93	9	46	8 38	18- 28	39	22 18

MOST RUNS MADE IN CAREER IN DIVISION 4

Rank	Player Name	Debut	Yrs	Gam	Inn	NO	Runs	Ave	Innings	Scores	100	SeasonAgg	Pshps	%	%	
									Hi	100	50	30	0	Min	Hi	300200
1	HUGHES Peter	1992/93	9	54	52	5	1505	32.0	123*	3	7	11	4	9	372	2 1
2	SMITH John	1981/82	13	79	73	23	1325	26.5	97	-	9	7	2	13	406	1 1
3	GIBBIE Dom	1992/93	9	63	65	8	1285	22.5	72	-	7	10	6	15	274	- 2
4	HODGE Andrew	1981/82	8	54	58	9	1189	24.3	93	-	6	11	7	9	305	1 3
5	PALMER Dave	1997/98	6	38	43	4	1157	29.7	140	1	9	2	3	11	339	1 2
6	MARSHALL Ashley	1999/00	9	82	80	8	1062	14.8	76	-	3	6	12	5	201	- 1
7	DEY Richard	1993/94	9	39	37	5	790	24.7	81	-	5	2	4	6	217	- 2
8	ROWE Brenton	1997/98	9	61	67	10	749	13.1	52	-	1	4	6	4	218	- 1
9	COREY Mark	2002/03	2	18	20	3	644	37.9	73*	-	5	3	2	7	357	1 1
10	FERGUSON Haimish	2014/15	2	24	24	3	642	30.6	83	-	5	3	2	3	338	2 -
11	MONAHAN Phil	2006/07	5	24	23	-	630	27.4	76	-	4	5	3	4	400	1 -
12	MONAGHAN Scott	2013/14	3	25	22	3	593	31.2	114	1	3	4	1	2	240	- 1
13	BURNETT Tom	1981/82	2	16	18	5	582	44.8	74	-	1	10	-	6	474	1 -
14	CONROY Jason	1992/93	9	46	46	2	574	13.0	48	-	-	5	5	1	175	- -
15	CONLEY Andrew	2007/08	3	16	16	2	540	38.6	129*	1	4	1	1	5	413	1 -
16	TONKIN Andrew	2002/03	4	30	29	1	506	18.1	105	1	2	1	3	2	207	- 1
17	BROWN David F	1994/95	6	44	41	6	496	14.2	52	-	2	2	6	2	211	- 1
18	McCULLOUGH Mick	1992/93	3	22	22	-	457	20.8	66	-	3	5	1	6	217	- 1
19	SCOTT Ron	1994/95	6	35	37	12	453	18.1	69*	-	1	3	6	1	147	- -
20	EDWARDS Rob	1994/95	4	15	16	1	448	29.9	64	-	3	5	2	6	282	- 1
21	WILLCOX Steve	1993/94	6	28	27	4	433	18.8	44*	-	-	5	1	-	203	- 1
22	HUXTABLE Andrew	1992/93	3	18	20	-	430	21.5	92	-	2	3	1	2	182	- -
23	BURNETT Bill	1981/82	2	12	13	1	405	33.8	67	-	3	4	-	3	295	- 1
24	SHAW Phil	1992/93	2	11	11	1	394	39.4	96*	-	3	3	1	1	202	- 1
25	BROWN Mike	1992/93	3	20	19	4	376	25.1	60	-	1	5	-	-	257	- 1
26	PARHAM Trevor	1981/82	4	14	14	2	372	31.0	101*	1	1	3	3	1	359	1 -
27	WILSON Gary	2015/16	1	9	9	3	355	59.2	75*	-	4	2	1	1	355	1 -
28	TEMBY Paul	2013/14	3	25	20	1	351	18.5	60	-	2	2	2	-	211	- 1
29	AITKEN Geoff	1983/84	1	11	12	-	341	28.4	85	-	3	3	2	2	341	1 -
30	McNAMARA Trinity	1993/94	4	18	18	-	341	18.9	99	-	2	2	2	1	142	- -

MOST WICKETS TAKEN IN CAREER IN DIVISION 4

Rank	Player Name	Debut	Yrs	Gam	Overs	Mdn	Runs	Wkts	Ave	Innings Best	Fig 5w 3w	SeasonAgg Hi 25 15	Ba/ Wkt	% Tm
1	SMITH John	1981/82	13	79	657.2	126	2185	150	14.6	7/31	11 13	31 2 3	26	20
2	MARSHALL Ashley	1999/00	9	82	721.4	139	2628	137	19.2	5/9	1 22	26 1 4	32	22
3	BROWN David F	1994/95	6	44	444.4	82	1508	82	18.4	7/54	2 6	25 1 2	33	21
4	SCOTT Ron	1994/95	6	35	447.5	102	1263	68	18.6	9/32	3 4	25 1 1	40	23
5	BELL Geoff	1981/82	5	22	309.5	79	745	64	11.6	7/40	4 7	44 1 1	29	25
6	TONKIN Andrew	2002/03	4	30	319.2	64	1034	48	21.5	5/28	1 4	23 - 1	40	19
7	BRUSNAHAN Dale	2014/15	2	25	264	51	832	47	17.7	4/10	- 6	29 1 1	34	22
8	STEER Peter	1983/84	3	15	225.4	42	655	45	14.6	7/14	3 4	39 1 -	30	26
9	HUCKSTEEP Craig	1993/94	4	16	182.4	50	524	34	15.4	6/29	2 2	18 - 2	32	25
10	WILKIN Anthony	2006/07	2	21	227.2	64	639	34	18.8	5/38	1 6	23 - 1	40	22
11	BROWN Mike	1992/93	3	20	197.3	32	711	32	22.2	6/51	2 3	23 - 1	37	19
12	SINCLAIR Bob	1981/82	2	12	179.5	36	519	31	16.7	4/11	- 6	24 - 1	35	19
13	MONAGHAN Scott	2013/14	3	25	164.1	36	537	28	19.2	4/37	- 3	14 - -	35	13
14	WILLCOX Steve	1993/94	6	28	312.2	60	1068	28	38.1	4/43	- 3	15 - 1	67	12
15	WILLIAMS Scott	2003/04	3	19	183.1	48	512	26	19.7	4/34	- 3	13 - -	42	19
16	HUMPHRY Peter	1992/93	4	21	200.2	26	778	25	31.1	5/42	1 1	19 - 1	48	15
17	McNAMARA Trinity	1993/94	4	18	180.1	29	597	24	24.9	6/29	2 1	12 - -	45	16
18	GIBBIE Chris	2013/14	3	16	128.3	14	680	23	29.6	3/42	- 3	17 - 1	34	18
19	CONROY Jason	1992/93	9	46	146.5	14	611	22	27.8	3/25	- 1	6 - -	40	6
20	MAZURKE Danny	1981/82	4	14	176.2	32	527	21	25.1	5/50	1 3	15 - 1	50	17

RUNS FROM EACH BATTING POSITION IN CAREER IN DIVISION 4

Player Name	Gam	Opener	No.3	No.4	No.5	No.6	No.7	No.8	No.9	No.10	No.11
HUGHES Peter	54	13@ 7	133@ 13	49@ 33	742@ 44	76@ 76	42@ 42	1@ 1	-@ -	-@ -	-@ -
SMITH John	79	77@ 27	23@ 8	57@ -	33@ 11	17@ 9	56@ 14	183@ 92	127@ 25	23@ 12	28@ -
GIBBIE Dom	63	224@ 20	474@ 20	99@ 14	216@ 43	121@ 30	119@ 30	-@ -	31@ 31	1@ 1	-@ -
HODGE Andrew	54	260@ 43	112@ 37	607@ 26	127@ 14	32@ 6	33@ 33	17@ 9	1@ -	-@ -	-@ -
PALMER Dave	38	851@ 28	144@ 72	7@ 7	109@ 55	-@ -	28@ 14	15@ 15	-@ -	3@ 3	-@ -
MARSHALL Ashley	82	228@ 13	48@ 7	107@ 21	161@ 16	219@ 14	119@ 20	88@ 15	45@ -	47@ 12	-@ -
DEY Richard	39	164@ 21	71@ 24	110@ 22	154@ 17	116@ 58	44@ 15	87@ 87	16@ 16	28@ -	-@ -
ROWE Brenton	61	362@ 14	78@ 9	23@ 12	7@ -	21@ 7	87@ 17	57@ 14	38@ 13	76@ 15	-@ -
COREY Mark	18	397@ 31	199@ 199	-@ -	28@ 14	20@ 20	-@ -	-@ -	-@ -	-@ -	-@ -
FERGUSON Haimish	24	487@ 35	60@ 20	43@ 14	52@ 52	-@ -	-@ -	-@ -	-@ -	-@ -	-@ -
MONAHAN Phil	24	543@ 29	-@ -	9@ 5	2@ 2	76@ 76	-@ -	-@ -	-@ -	-@ -	-@ -
MONAGHAN Scott	25	37@ 37	225@ 23	137@ 27	3@ 3	90@ -	101@ 51	-@ -	-@ -	-@ -	-@ -
BURNETT Tom	16	474@ 53	70@ 35	-@ -	-@ -	29@ 29	7@ 7	-@ -	-@ -	2@ -	-@ -
CONROY Jason	46	112@ 14	36@ 12	75@ 8	94@ 13	86@ 11	118@ 39	47@ 16	6@ 3	-@ -	-@ -
CONLEY Andrew	16	484@ 54	-@ -	45@ 11	-@ -	11@ 11	-@ -	-@ -	-@ -	-@ -	-@ -

BEST BATTING/BOWLING ALLROUNDERS IN CAREER IN DIVISION 4

Rank	Player Name	Debut	Yrs	Gam	Batting Runs Ave	Bowling Wkts Ave	COTY Points	ALLrnd Matches 50&5 40&4 30&3	Season 200&20
1000 RUNS & 100 WICKETS									
1	SMITH John	1981/82	13	79	1325 26.5	150 14.6	3425	1 1 3	1
2	MARSHALL Ashley	1999/00	9	82	1062 14.8	137 19.2	2980	- - 2	1
300 RUNS & 30 WICKETS									
3	BROWN David F	1994/95	6	44	496 14.2	82 18.4	1644	- - -	1
4	SCOTT Ron	1994/95	6	35	453 18.1	68 18.6	1405	- - 2	-
5	BELL Geoff	1981/82	5	22	336 30.5	64 11.6	1232	- - 1	-
6	TONKIN Andrew	2002/03	4	30	506 18.1	48 21.5	1178	- - -	-
7	STEER Peter	1983/84	3	15	324 27.0	45 14.6	954	- 2 1	-

MOST WICKETKEEPING DISMISSALS IN CAREER IN DIVISION 4

Rank	Player Name	Debut	Yrs	Gam	Games Kept	Dismissals Ct St Total	per Game	Innings 5w 4w 3w	20 in Season	Total Byes	Byes/ Game
1	ROWE Brenton	1997/98	9	61	46	47 2 49	1.07	- 1 2	-	111	2.41
2	COREY Mark	2002/03	2	18	17	22 - 22	1.29	- 1 2	-	15	0.88
3	BARKER Terry	1981/82	1	11	11	16 4 20	1.82	- 1 2	1	28	2.55
4	FERGUSON Haimish	2014/15	2	24	21	15 2 17	0.81	- - 1	-	53	2.52
5	DEY Cameron	1993/94	6	23	18	14 2 16	0.89	- - -	-	84	4.67

ALL TIME BEST PARTNERSHIPS FOR EACH WICKET IN DIVISION 4

Rank	Wkt	Runs	Player Names	GrDv	Opposition	Rnd	Year
1	1st	158	PALMER Dave 59 & TONKIN Andrew 105	B 4	ICC SHARKS	2	2012/13
2	1st	122	FERGUSON Haimish 67 & BARLEY James 82	B 4	WESTERN YOUTH	11	2014/15
3	1st	117	RILEY Ian 54 & McNAMARA Trinity 58	C 4	PANORAMA	5	1994/95
1	2nd	184	CONLEY Andrew 85 & MONAGHAN Scott 114	B 4	SOUTH PARK	11	2013/14
2	2nd	153	HUXTABLE Andrew 92 & MCCULLOUGH Mick 66	C 4	COWANDILLA	1	1992/93
3	2nd	143	AITKEN Geoff 85 & SMITH John 53*	B 4	M.P.S.M.	5	1983/84
1	3rd	163	GIBBIE Dom 50 & HUGHES Peter 107	C 4	COROMANDEL	9	1993/94
2	3rd	132	MONAGHAN Scott 52 & BROOKER Christian 113	B 4	SOUTH PARK	10	2014/15
3	3rd	128	HODGE Andrew 81 & SMITH John 97	C 4	BANK SA	7	1998/99
1	4th	140*	JOYCE Steve 56* & PARHAM Trevor 101*	A 4	ANZ BANK	10	1981/82
2	4th	131	JOYCE Steve 66 & HODGE Andrew 72	A 4	SAVINGS BANK S	11	1981/82
3	4th	113	HUGHES Peter 41 & BELL Geoff 105	C 4	RIDGE PARK	7	1993/94
1	5th	109*	BAYLISS Paul 45* & CONLEY Andrew 129*	B 4	HAMILTON	10	2013/14
2	5th	99	BAYLISS Paul 30 & PANSINI Angelo 146	B 4	COROMANDEL RAM	5	2013/14
3	5th	97	FERGUSON Jason 76 & MONAHAN Phil 76	B 4	WESTERN YOUTH	2	2014/15
1	6th	133	MARSHALL Ashley 76 & DEY Richard 68	B 4	SHEIDOW PARK	1	2012/13
2	6th	94	MARKS Greg 42 & HUGHES Peter 123*	B 4	NORTH HAVEN	8	2012/13
3	6th	92	DEY Richard 15 & HUGHES Peter 67	B 4	SHEIDOW PARK	11	2006/07
1	7th	122*	SMITH John 38* & GARRICK Paul 74*	C 4	SHEIDOW PARK	10	1992/93
2	7th	86	TONKIN Andrew 88 & GRAHAM Darren 23*	C 4	WESTERN YOUTH	7	2003/04
3	7th	81	BELL Geoff 34 & BROWN David F 44*	C 4	KESWICK	11	2003/04
1	8th	126*	MARTIN Anthony 43* & MONAGHAN Scott 90*	B 4	MORPHETT VALE	7	2014/15
2	8th	118*	MARSHALL Ashley 45* & DEY Richard 66*	B 4	MORPHETT VALE	6	2015/16
3	8th	101	HUGHES Peter 103 & WEBLEY Troy 95*	B 4	WESTERN YOUTH	11	2007/08
1	9th	67*	MARSHALL Ashley 15* & WILSON Gary 75*	B 4	MITCHELL PARK	FS	2015/16
2	9th	60*	MILDREN Bryan 11* & MARTIN Anthony 38*	B 4	SOUTH ROAD	6	2014/15
3	9th	55*	HURCOMBE Peter 33* & BELL Geoff 39*	A 4	NETLEY	8	1981/82
1	10th	80	TONKIN Andrew 64 & SMITH John 18*	C 4	NORTH HAVEN	3	2002/03
2	10th	55	PARR Ashley 30 & SMITH John 22*	C 4	HECTORVILLE	5	2000/01
3	10th	49	ROWE Brenton 24 & WILLIAMS Scott 27*	B 4	PLYMPTON FOOTB	3	2007/08

ALL TIME MOST RUNS IN A SEASON IN DIVISION 4

Rank	Player Name	Ga	Inn	NO	Runs	Ave	Innings Hi 100>50>30>10 >0* 0	% Tm	% Cr	Strokes 6s 4s 1s	Year & Div
1	BURNETT Tom	11	13	4	474	52.7	74 - 1 9 2 1 -	23	40	1 46 212	1981/82 4
2	CONLEY Andrew	8	8	2	413	68.8	129* 1 3 1 2 1 -	26	52	5 63 93	2013/14 4
3	SMITH John	10	11	3	406	50.8	83* - 5 - 3 3 -	20	38	- 33 185	1983/84 4
4	MONAHAN Phil	12	12	-	400	33.3	69 - 3 3 4 1 1	18	62	11 56 64	2007/08 4
5	HUGHES Peter	12	12	-	372	31.0	103 1 1 3 4 2 1	16	52	- 59 77	2007/08 4
6	PARHAM Trevor	11	11	2	359	39.9	101* 1 1 3 3 2 1	17	54	5 46 93	1981/82 4
7	COREY Mark	9	11	3	357	44.6	73* - 3 2 3 1 2	24	47	- 22 111	2002/03 4
8	WILSON Gary	9	9	3	355	59.2	75* - 4 2 1 1 1	21	62	20 38 50	2015/16 4

ALL TIME MOST WICKETS IN A SEASON IN DIVISION 4

Rank	Player Name	Ga	In	Overs	Mdn	Runs	Wkts	Ave	Innings Best 6w 5w 4w 3w	Ba/ Wkt	Run/ Over	% Tm	Year & Div
1	BELL Geoff	11	15	172.2	48	411	44	9.3	7/40 2 1 3 2	24	2.4	33	1981/82 4
2	STEER Peter	9	13	200.4	37	537	39	13.8	7/14 2 1 - 3	31	2.7	32	1983/84 4
3	SMITH John	9	9	113.4	23	418	31	13.5	7/39 1 2 1 1	22	3.7	39	1992/93 4
4	SMITH John	11	11	106.1	27	263	29	9.1	7/31 1 2 1 2	22	2.5	27	1998/99 4
5	BRUSNAHAN Dale	12	13	129	24	432	29	14.9	4/10 - - 3 1	27	3.3	25	2014/15 4
6	MARSHALL Ashley	11	12	139	31	405	26	15.6	4/30 - - 1 3	32	2.9	29	2012/13 4
7	SCOTT Ron	10	14	180	46	391	25	15.6	7/51 1 1 - -	43	2.2	25	1997/98 4
8	BROWN David F	12	13	149.2	31	462	25	18.5	4/25 - - 2 1	36	3.1	22	1998/99 4

DIVISION 5 RECORDS

MOST GAMES PLAYED IN CAREER IN DIVISION 5

Rank	Player Name	Debut	Yrs	Gam	Grades				Won-lost	%Won	Captaincy		
					A	B	C	D			Games	%Won	
1	BROWN Andrew	1993/94	10	87	1		29	58	38- 45	46	-	-	
2	SMITH John	1982/83	8	60			10	50	38- 21	64	23	70	
3	BELL Geoff	1980/81	7	59				13	45	30- 27	53	-	-
4	DEY Cameron	1991/92	9	50				23	27	28- 20	58	-	-
5	EDWARDS Rob	1982/83	9	49		3	45	1	28- 20	58	-	-	
6	CONROY Jason	1991/92	7	48			37	11	27- 20	57	23	54	
7	GIBBIE Dom	1991/92	7	47			26	21	34- 12	73	11	64	

MOST RUNS MADE IN CAREER IN DIVISION 5

Rank	Player Name	Debut	Yrs	Gam	Inn	NO	Runs	Ave	Innings Hi 100 50 30 0	Scores	100 Min	SeasonAgg Hi 300 200	Pshps 100 50	% Tm	% Cr
1	BELL Geoff	1980/81	7	59	63	5	1760	30.3	102*	1 13 11 2	22	503 4 1	7 22	17	42
2	EDWARDS Rob	1982/83	9	49	52	8	1693	38.5	188	2 10 11 3	11	678 2 1	5 20	17	51
3	HODGE Andrew	1980/81	7	46	48	10	1692	44.5	123	4 11 6 3	13	596 3 -	8 17	19	50
4	GIBBIE Dom	1991/92	7	47	46	6	1225	30.6	140	2 6 7 1	12	413 1 3	6 12	13	43
5	GIBBIE John	1993/94	5	44	45	5	1217	30.4	164*	2 7 8 6	4	400 2 1	4 9	14	58
6	HUXTABLE Andrew	1991/92	6	39	43	-	866	20.1	73	- 5 5 3	8	251 - 3	2 11	11	41
7	CONROY Brian	1982/83	2	16	18	2	796	49.8	156*	2 6 1 3	1	628 1 -	3 6	24	69
8	PARHAM Trevor	1980/81	4	29	28	5	746	32.4	179*	1 3 2 -	3	383 1 1	2 7	14	51
9	SMITH John	1982/83	8	60	54	17	728	19.7	81	- 2 4 3	6	305 1 -	1 8	6	37
10	MARSHALL Ashley	1997/98	4	43	45	4	699	17.0	93	- 3 2 7	3	278 - 2	- 5	9	44
11	CONROY Jason	1991/92	7	48	51	4	659	14.0	68	- 2 6 8	1	222 - 1	- 6	7	48
12	DEY Cameron	1991/92	9	50	52	10	634	15.1	56*	- 1 6 8	5	171 - -	- 7	7	44
13	MELLORS Greg	1999/00	3	17	19	4	589	39.3	111	1 2 5 1	4	334 1 1	5 5	18	44
14	BROWN David F	1995/96	7	44	43	6	550	14.9	71*	- 1 5 5	4	161 - -	- 1	4	8
15	THOMSON Peter	1994/95	4	23	24	-	489	20.4	118	1 1 4 3	1	281 - 1	2 4	11	54
16	BROWN Andrew	1993/94	10	87	74	11	465	7.4	45	- - 1 11	-	78 - -	- 2	3	47
17	FERGUSON Jason	2013/14	1	11	10	-	445	44.5	88	- 4 3 -	3	445 1 -	- 5	25	65
18	McNAMARA Trinity	1993/94	5	21	21	2	440	23.2	111	1 1 3 1	1	192 - -	- 1	4	10
19	WILLCOX Steve	1991/92	10	35	34	2	427	13.3	54	- 2 1 4	-	142 - -	- 2	7	68
20	HALL Michael	1991/92	4	19	20	3	388	22.8	59	- 1 5 -	1	117 - -	- 5	9	48
21	LOY Tony	1995/96	3	17	16	1	340	22.7	73	- 1 6 2	1	210 - 1	- 5	11	47
22	TEMBY Paul	2000/01	3	11	12	-	332	27.7	88	- 2 1 -	-	177 - -	- 1	2	15
23	NOBLE Bob	1980/81	2	7	7	2	320	64.0	81	- 4 - -	3	303 1 -	- 3	4	19
24	BURNETT Bill	1980/81	1	9	9	3	320	53.3	75	- 2 4 -	3	320 1 -	- 4	2	19
25	LUONG Bang	1997/98	5	28	28	7	307	14.6	68*	- 1 - 2	2	149 - -	- 1	3	6
26	HODGE David	1980/81	3	26	23	6	296	17.4	54	- 1 1 2	2	156 - -	- 5	6	39
27	MANOS George	1982/83	1	10	11	1	286	28.6	60*	- 2 2 2	1	286 - 1	1 1	5	13
28	BILLING Jarrod	1995/96	5	17	17	-	276	16.2	62	- 2 1 3	-	136 - -	- 2	9	67
29	MONAHAN Phil	2005/06	1	10	10	-	265	26.5	67	- 2 1 -	1	265 - 1	- 2	20	63
30	GREEN Anthony	1997/98	5	22	20	3	263	15.5	66	- 1 1 3	1	92 - -	- 2	6	41

MOST WICKETS TAKEN IN CAREER IN DIVISION 5

Rank	Player Name	Debut	Yrs	Gam	Overs	Mdn	Runs	Wkts	Ave	Innings Best	Fig 5w 3w	SeasonAgg Hi 25 15	Ba/ Wkt	% Tm
1	GIBBIE John	1993/94	5	44	420.3	50	1726	105	16.4	7/37	6 13	33 2 2	24	26
2	SMITH John	1982/83	8	60	469.2	90	1561	94	16.6	7/68	3 11	32 1 2	30	16
3	BROWN David F	1995/96	7	44	507.5	121	1482	87	17.0	4/6	- 16	31 1 3	35	21
4	MARSHALL Ashley	1997/98	4	43	437.2	88	1453	83	17.5	6/6	2 13	25 1 3	32	22
5	SINCLAIR Bob	1980/81	3	20	289.4	71	726	73	9.9	7/24	5 10	50 1 1	24	31
6	BELL Geoff	1980/81	7	59	384.2	91	1053	61	17.3	4/25	- 7	24 - 2	38	11
7	McNAMARA Trinity	1993/94	5	21	268.1	52	798	60	13.3	7/57	4 8	28 1 -	27	30
8	GLENVILLE Jim	1995/96	4	21	191	32	667	49	13.6	5/28	3 7	25 1 -	23	23
9	HUMPHRY Peter	1991/92	7	40	371	70	1321	48	27.5	5/26	1 6	12 - -	46	12
10	WILLCOX Steve	1991/92	10	35	344.1	53	1107	43	25.7	4/18	- 5	10 - -	48	13
11	MAZURKE Danny	1991/92	1	11	176.4	35	487	42	11.6	6/38	3 5	42 1 -	25	36
12	HURCOMBE Peter	1980/81	2	15	278.2	89	560	41	13.7	4/33	- 7	26 1 1	41	20
13	PATMORE Dave	1982/83	3	19	94.5	19	313	33	9.5	5/31	2 6	33 1 -	17	16
14	LYNE Mick	1999/00	3	11	149.3	30	412	33	12.5	6/10	2 4	14 - -	27	29
15	JOYCE Steve	1980/81	3	21	199	30	625	31	20.2	5/24	1 2	27 1 -	39	14
16	LOY Tony	1995/96	3	17	123.2	30	362	27	13.4	6/44	1 4	17 - 1	27	18
17	PATMORE Tim	1982/83	1	8	73.1	12	273	26	10.5	6/82	1 4	26 1 -	17	24
18	BARTON Matthew	2000/01	2	10	77.2	13	223	22	10.1	6/16	1 3	18 - 1	21	21
19	GREEN Anthony	1997/98	5	22	145.4	19	533	22	24.2	5/42	1 1	9 - -	40	12
20	LANDORF Jason	1993/94	4	8	97.3	19	360	21	17.1	5/43	2 2	14 - -	28	29

RUNS FROM EACH BATTING POSITION IN CAREER IN DIVISION 5

Player Name	Gam	Opener	No.3	No.4	No.5	No.6	No.7	No.8	No.9	No.10	No.11
BELL Geoff	59	1342@ 34	55@ 28	119@ 20	80@ 11	33@ 17	-@ -	121@121	-@ -	10@ 10	-@ -
EDWARDS Rob	49	246@ 35	1183@ 44	203@ 41	60@ 12	-@ -	-@ -	-@ -	-@ -	1@ -	-@ -
HODGE Andrew	46	147@ 29	118@ 24	955@ 53	246@ 41	200@ 67	20@ -	6@ 6	-@ -	-@ -	-@ -
GIBBIE Dom	47	566@ 33	369@ 26	2@ 2	26@ 26	75@ 38	112@ 37	10@ -	-@ -	-@ -	-@ -
GIBBIE John	44	45@ 23	5@ 5	293@ 29	87@ 22	227@ 21	165@ 24	395@ 79	-@ -	-@ -	-@ -
HUXTABLE Andrew	39	311@ 19	16@ 8	320@ 23	158@ 32	-@ -	-@ -	41@ 10	20@ 10	-@ -	-@ -
CONROY Brian	16	4@ 2	-@ -	527@ 53	206@206	59@ 20	-@ -	-@ -	-@ -	-@ -	-@ -
PARHAM Trevor	29	472@ 31	129@ 26	24@ -	121@ 40	-@ -	-@ -	-@ -	-@ -	-@ -	-@ -
SMITH John	60	320@ 27	28@ 28	13@ 7	49@ 16	9@ 9	87@ 12	40@ 10	95@ 48	76@ 19	11@ 11
MARSHALL Ashley	43	296@ 16	26@ 9	20@ 20	205@ 34	31@ 8	37@ 19	8@ 3	41@ 41	35@ 18	-@ -
CONROY Jason	48	171@ 21	63@ 13	63@ 16	220@ 14	20@ 7	63@ 13	38@ 19	8@ 4	12@ 12	1@ 1
DEY Cameron	50	365@ 14	79@ 16	22@ 22	13@ 7	48@ 16	21@ 21	12@ 12	6@ 6	66@ 33	2@ -
MELLORS Greg	17	5@ 3	101@ 51	248@ 35	29@ 15	206@103	-@ -	-@ -	-@ -	-@ -	-@ -
BROWN David F	44	-@ -	-@ -	8@ 4	246@ 14	211@ 30	64@ 8	8@ 8	-@ -	13@ 13	-@ -
THOMSON Peter	23	29@ 15	178@ 59	48@ 24	44@ 9	139@ 15	-@ -	51@ 17	-@ -	-@ -	-@ -

BEST BATTING/BOWLING ALLROUNDERS IN CAREER IN DIVISION 5

Rank	Player Name	Debut	Yrs	Gam	Batting Runs Ave	Bowling Wkts Ave	COTY Points	ALLrnd Matches 50&5 40&4 30&3	Season 200&20
1000 RUNS & 100 WICKETS									
1	GIBBIE John	1993/94	5	44	1217 30.4	105 16.4	2687	- 1 5	3
500 RUNS & 50 WICKETS									
2	BELL Geoff	1980/81	7	59	1760 30.3	61 17.3	2614	- 2 4	1
3	SMITH John	1982/83	8	60	728 19.7	94 16.6	2044	- - 1	-
4	MARSHALL Ashley	1997/98	4	43	699 17.0	83 17.5	1861	- - 2	-
5	BROWN David F	1995/96	7	44	550 14.9	87 17.0	1768	- - 2	-
300 RUNS & 30 WICKETS									
6	McNAMARA Trinity	1993/94	5	21	440 23.2	60 13.3	1280	1 1 2	-
7	WILLCOX Steve	1991/92	10	35	427 13.3	43 25.7	1029	- - -	-

MOST WICKETKEEPING DISMISSALS IN CAREER IN DIVISION 5

Rank	Player Name	Debut	Yrs	Gam	Games Kept	Dismissals Ct St Total	per Game	Innings 5w 4w 3w	20 in Seasn	Total Byes	Byes/ Game
1	BROWN Andrew	1993/94	10	87	73	62 25 87	1.19	- 2 4	-	523	7.16
2	HUXTABLE Andrew	1991/92	6	39	20	25 4 29	1.45	- - -	-	72	3.60
3	DEY Cameron	1991/92	9	50	18	21 3 24	1.33	- 1 -	-	60	3.33
4	MANOS George	1982/83	1	10	10	14 6 20	2.00	- 2 -	1	65	6.50
5	COREY Mark	2001/02	1	11	11	12 - 12	1.09	- - 2	-	24	2.18

ALL TIME BEST PARTNERSHIPS FOR EACH WICKET IN DIVISION 5

Rank	Wkt	Runs	Player Names	GrDv	Opposition	Rnd	Year
1	1st	148	BURNETT Bill 52 & HODGE Andrew 87	A 5	SOUTH ROAD	12	1980/81
2	1st	123	GIBBIE Mick 37 & BELL Geoff 74	D 5	PLYMPTON FOOTB	11	2000/01
3	1st	119	BELL Geoff 51 & GIBBIE Dom 55	D 5	ST GEORGE	2	2000/01
1	2nd	131	GIBBIE Dom 59 & BELL Geoff 102*	D 5	MITCHELL PARK	1	1998/99
2	2nd	130	BURNETT Bill 75 & BURNETT Tom 86*	A 5	HECTORVILLE	5	1980/81
3	2nd	111	WOOD Shane 67 & EDWARDS Rob 113	C 5	ICC SHARKS	7	1996/97
1	3rd	181	BELL Geoff 56 & HODGE Andrew 123	D 5	HECTORVILLE	3	1997/98
2	3rd	179	THOMSON Peter 118 & COLTON Don 75*	D 5	MODBURY HEIGHT	7	1994/95
3	3rd	147	HUXTABLE Andrew 46 & EDWARDS Rob 188	C 5	SOUTHERN	10	1995/96
1	4th	228*	CONROY Brian 153* & NOBLE Bob 65*	B 5	KENILWORTH	7	1982/83
2	4th	168*	SHAW Phil 100* & YOUNG Peter 123*	C 5	KESWICK	4	1991/92
3	4th	168	HOPPENBROUWERS Ron 63 & HODGE Andrew 112	D 5	KENILWORTH	9	1994/95
1	5th	204*	BROWN David F 71* & PARHAM Trevor 179*	C 5	ST GEORGE	9	2004/05
2	5th	148	HODGE Andrew 104 & BURNETT Bill 46*	A 5	KESWICK	9	1980/81
3	5th	135	GIBBIE John 52 & LANDORF Jason 95	D 5	NORWOOD UNION	1	1994/95
1	6th	109*	STEER Peter 32* & CONROY Brian 156*	B 5	ADELAIDE CAVAL	9	1982/83
2	6th	96	McMAHON Danny 44 & GIBBIE John 63	D 5	NORWOOD UNION	10	1994/95
3	6th	88*	WATERS Jason 36* & MELLORS Greg 46*	D 5	KESWICK	9	2000/01
1	7th	107*	GIBBIE John 61* & HODGE Andrew 56*	D 5	HECTORVILLE	FS	1997/98
2	7th	82*	BELL Geoff 15* & RUSSELL Nic 136*	C 5	ST GEORGE	3	2008/09
3	7th	78	HALL Michael 30 & GIBBIE Dom 53	C 5	COWANDILLA	1	1991/92
1	8th	115	HALL John 18 & GIBBIE John 164*	D 5	MITSUBISHI	11	1993/94
2	8th	115	LUONG Bang 27 & BELL Geoff 98*	D 5	WESTMINSTER O.	10	1997/98
3	8th	81*	SMITH John 26* & MYSTUIK Simon 57*	C 5	ICC SHARKS	1	2008/09
1	9th	72	HUMPHERY Peter 9 & GIBBIE John 164*	D 5	MITSUBISHI	11	1993/94
2	9th	52	HODGE David 19 & JENNINGS Tony 44	B 5	SOUTHERN UNITE	2	1982/83
3	9th	47	MARSHALL Ashley 23 & SMITH John 24	C 5	WESTMINSTER O.	9	2001/02
1	10th	64	BROWN Andrew 45 & JOYCE Steve 21*	D 5	COROMANDEL RAM	11	1994/95
2	10th	52	BLACK Paul 39 & SMITH John 12*	C 5	NORTH HAVEN	9	1991/92
3	10th	46	MADDERN Ashley 32 & SMITH John 18*	C 5	SHEIDOW PARK	8	1995/96

ALL TIME MOST RUNS IN A SEASON IN DIVISION 5

Rank	Player Name	Ga	Inn	NO	Runs	Ave	Innings Hi	Scores 100>50>30>10 >0* 0	% Tm	% Cr	Strokes 6s 4s 1s	Year & Div
1	EDWARDS Rob	11	12	2	678	67.8	188	1 5 2 4 - -	29	56	19 73 160	1995/96 5
2	CONROY Brian	11	13	2	628	57.1	156*	2 3 1 2 3 2	25	68	45 55 92	1982/83 5
3	HODGE Andrew	13	14	2	596	49.7	123	1 5 2 3 2 1	22	52	4 81 130	1997/98 5
4	HODGE Andrew	12	12	2	512	51.2	104	1 5 1 3 1 1	24	57	15 61 95	1980/81 5
5	BELL Geoff	13	14	2	503	41.9	98*	- 5 2 4 3 -	19	41	2 31 223	1997/98 5
6	FERGUSON Jason	11	10	-	445	44.5	88	- 4 3 1 2 -	25	65	16 47 120	2013/14 5
7	EDWARDS Rob	12	14	3	437	39.7	113	1 2 4 1 5 1	20	51	11 55 99	1996/97 5
8	GIBBIE Dom	12	11	1	413	41.3	140	2 - 1 5 3 -	17	48	4 50 89	2001/02 5

ALL TIME MOST WICKETS IN A SEASON IN DIVISION 5

Rank	Player Name	Ga	In	Overs	Mdn	Runs	Wkts	Ave	Innings Best	Figures 6w 5w 4w 3w	Ba/ Wkt	Run/ Over	% Tm	Year & Div
1	SINCLAIR Bob	12	16	206.2	53	459	50	9.2	7/24	1 3 2 5	25	2.2	34	1980/81 5
2	MAZURKE Danny	11	13	176.4	35	487	42	11.6	6/38	2 1 2 3	25	2.8	36	1991/92 5
3	PATMORE Dave	6	10	94.5	19	313	33	9.5	5/31	- 2 2 4	17	3.3	37	1982/83 5
4	GIBBIE John	11	12	100.2	11	473	33	14.3	7/37	3 1 - 2	18	4.7	32	1994/95 5
5	SMITH John	11	12	141.4	35	386	32	12.1	7/68	1 1 2 -	27	2.7	27	2001/02 5
6	BROWN David F	11	13	164.1	36	467	31	15.1	4/36	- - 3 3	32	2.8	27	1999/00 5
7	GIBBIE John	13	14	128.5	17	492	29	17.0	7/78	1 - 2 1	27	3.8	25	1997/98 5
8	McNAMARA Trinity	7	8	112.4	20	328	28	11.7	7/57	1 1 1 3	24	2.9	39	1996/97 5

DIVISION 6 RECORDS

MOST GAMES PLAYED IN CAREER IN DIVISION 6

Rank	Player Name	Debut	Yrs	Gam	Grades			Won-lost	%Won	Captaincy	
					A	B	C	D		Games	%Won
1	BELL Geoff	1992/93	10	69			14	55	45- 22	67	2 50
2	BROWN David F	1995/96	9	65			30	35	42- 19	68	11 50
3	BROWN Andrew	1995/96	6	61			12	49	36- 22	61	- -
4	PARHAM Trevor	1979/80	9	56	11		43	2	35- 19	64	13 85
5	CONLEY Andrew	2007/08	7	56			56		30- 22	57	42 56
6	CRAIGIE Grant	2007/08	7	55			55		31- 20	60	18 72

MOST RUNS MADE IN CAREER IN DIVISION 6

Rank	Player Name	Debut	Yrs	Gam	Inn	NO	Runs	Ave	Innings Scores					100	SeasonAgg	Pshps	%	%@	
									Hi	100	50	30	0	Min	Hi	300	200	100	50
1	CONLEY Andrew	2007/08	7	56	53	9	2077	47.2	163*	6	9	10	4	16	650	3	2	6	23
2	CRAIGIE Grant	2007/08	7	55	54	8	1781	38.7	109*	3	10	9	4	11	591	2	2	6	20
3	BELL Geoff	1992/93	10	69	68	7	1660	27.2	107	1	9	13	7	12	462	2	2	3	17
4	HODGE Andrew	1979/80	5	34	36	5	1414	45.6	125*	2	10	6	1	10	757	2	1	2	17
5	CONROY Brian	1981/82	4	37	40	1	1364	35.0	122	3	8	5	3	1	442	3	-	4	7
6	DALY Mick	1981/82	3	32	36	3	1218	36.9	133*	4	6	2	2	6	476	2	1	1	16
7	PARHAM Trevor	1979/80	9	56	52	3	1149	23.4	73*	-	10	6	4	9	249	-	3	2	13
8	GIBBIE John	1991/92	4	43	42	6	1049	29.1	109	2	3	7	-	6	366	2	-	3	14
9	SWIFT Andrew	2001/02	7	38	42	1	765	18.7	109	1	3	5	5	5	289	-	2	1	9
10	WILLCOX Steve	1989/90	6	34	36	2	703	20.7	70	-	4	6	2	-	248	-	1	1	5
11	EMERY Peter	1990/91	3	13	14	-	665	47.5	155	2	2	5	1	1	535	1	-	4	2
12	HODGE David	1979/80	5	33	29	4	665	26.6	76	-	7	2	3	8	394	1	-	3	11
13	BROWN David F	1995/96	9	65	53	7	643	14.0	89	-	1	5	7	3	200	-	1	-	9
14	GIBBIE Dom	1996/97	7	46	39	4	631	18.0	50*	-	1	6	6	5	236	-	1	1	13
15	YOUNG Peter	1989/90	5	38	38	6	574	17.9	101*	1	1	4	11	2	249	-	2	1	8
16	CRAM Don	1989/90	4	39	37	2	569	16.3	47*	-	-	6	3	-	301	1	-	-	7
17	GREEN Anthony	2001/02	7	44	33	7	558	21.5	57	-	2	3	3	-	216	-	1	1	6
18	HUGHES Peter	1989/90	6	24	21	1	555	27.8	92	-	2	7	1	1	198	-	-	2	6
19	CONROY Jason	1989/90	10	37	33	2	555	17.9	74	-	3	3	4	2	173	-	-	2	4
20	PUGH Ben	2007/08	3	29	30	4	516	19.8	76	-	2	4	6	-	241	-	1	1	3
21	SMITH John	1981/82	8	44	39	15	500	20.8	100*	1	2	-	3	5	214	-	1	2	5
22	MONAHAN Phil	2012/13	3	23	22	1	485	23.1	71	-	4	-	1	2	229	-	2	-	13
23	BURNETT Tom	1979/80	3	11	12	6	480	80.0	100*	1	4	2	1	5	302	1	-	1	5
24	BROWN Mike	1989/90	5	26	26	3	475	20.7	85	-	2	3	1	2	242	-	1	1	3
25	BROWNE Noel	1992/93	6	36	24	5	459	24.2	98*	-	2	2	4	1	213	-	1	1	7
26	LUONG Bang	1995/96	5	25	27	3	453	18.9	87	-	3	1	7	3	228	-	1	1	4
27	PANSINI Angelo	2014/15	2	17	15	2	441	33.9	91*	-	4	-	-	-	309	1	-	1	1
28	DEY Cameron	1991/92	7	38	37	6	432	13.9	45	-	-	4	5	3	134	-	-	-	5
29	BROWN Andrew	1995/96	6	61	53	7	422	9.2	41	-	-	2	13	-	97	-	-	-	3
30	MAZURKE Danny	1981/82	3	20	20	2	420	23.3	78	-	2	1	2	-	338	1	-	1	2

MOST WICKETS TAKEN IN CAREER IN DIVISION 6

Rank	Player Name	Debut	Yrs	Gam	Overs	Mdn	Runs	Wkts	Ave	Innings Fig			SeasonAgg	Ba/	%
										Best	5w	3w	Hi	25	15
1	GIBBIE John	1991/92	4	43	544.5	89	1808	138	13.1	6/29	13	16	57	2	2
2	BELL Geoff	1992/93	10	69	433.3	115	1099	81	13.6	6/48	1	10	26	1	2
3	WILKIN Anthony	1991/92	7	47	491.3	144	1112	75	14.8	6/32	2	4	20	-	3
4	BROWN David F	1995/96	9	65	412.1	89	1287	75	17.2	6/37	1	11	22	-	1
5	GREEN Anthony	2001/02	7	44	450.2	92	1392	72	19.3	6/20	3	5	19	-	3
6	HUCKSTEPP Craig	1989/90	7	49	392	78	1135	64	17.7	6/27	2	6	20	-	3
7	WILLCOX Steve	1989/90	6	34	379.2	73	1159	64	18.1	5/30	1	11	23	-	2
8	BROWNE Noel	1992/93	6	36	378.2	48	1448	63	23.0	5/32	1	9	19	-	1
9	TRUSCOTT Chad	2010/11	5	30	279.5	56	894	54	16.6	5/46	2	5	25	1	1
10	MAZURKE Danny	1981/82	3	20	308	89	803	52	15.4	7/34	3	4	33	1	1
11	SMITH John	1981/82	8	44	246.3	46	768	51	15.1	5/29	1	5	18	-	1
12	HUMPHRY Peter	1991/92	5	26	334	57	1104	51	21.6	5/58	2	4	25	1	-
13	SINCLAIR Bob	1979/80	2	20	270.4	86	563	48	11.7	5/14	2	5	43	1	-
14	PATMORE Dave	1979/80	4	28	178.5	48	494	44	11.2	6/28	4	2	41	1	-
15	MYSTUIK Simon	2002/03	4	29	224.4	51	729	36	20.3	5/41	1	5	16	-	1
16	BROWN Mike	1989/90	5	26	226.1	51	628	34	18.5	5/32	2	1	17	-	2
17	KING Dave	1979/80	1	8	161.1	72	285	33	8.6	6/29	2	5	33	1	-
18	YOUNG Peter	1989/90	5	38	152.1	28	490	33	14.8	4/4	-	3	12	-	-
19	JENNINGS Tony	1981/82	1	10	160	33	460	31	14.8	4/22	-	5	31	1	-
20	HURCOMBE Peter	1979/80	1	10	163.2	57	333	30	11.1	5/27	2	3	30	1	-
21	HODGE David	1979/80	5	33	151.2	31	420	30	14.0	3/20	-	2	12	-	-

RUNS FROM EACH BATTING POSITION IN CAREER IN DIVISION 6

Player Name	Gam	Opener	No.3	No.4	No.5	No.6	No.7	No.8	No.9	No.10	No.11
CONLEY Andrew	56	1995@ 50	39@ 39	7@ 4	-@ -	36@ 36	-@ -	-@ -	-@ -	-@ -	-@ -
CRAIGIE Grant	55	2@ 1	124@ 38	257@ 64	274@ 39	-@ -	-@ -	-@ -	-@ -	-@ -	-@ -
BELL Geoff	69	1151@ 28	136@ 68	152@ 30	13@ 13	80@ 13	61@ 31	41@ 41	8@ 8	18@ 9	-@ -
HODGE Andrew	34	45@ 15	57@ 29	106@ 49	226@ 57	-@ -	-@ -	18@ -	-@ -	-@ -	-@ -
CONROY Brian	37	17@ 17	74@ 74	235@ 24	375@ 34	229@ 38	312@ 35	122@122	-@ -	-@ -	-@ -
DALY Mick	32	941@ 41	83@ 21	3@ 1	-@ -	-@ -	63@ 32	128@128	-@ -	-@ -	-@ -
PARHAM Trevor	56	623@ 19	125@ 31	138@ 23	116@ 29	70@ 70	77@ 39	-@ -	-@ -	-@ -	-@ -
GIBBIE John	43	119@ 30	253@ 28	140@ 28	87@ 17	251@ 42	93@ 31	51@ 17	44@ 44	11@ -	-@ -
SWIFT Andrew	38	528@ 25	7@ 2	101@ 17	54@ 11	37@ 9	38@ 19	-@ -	-@ -	-@ -	-@ -
WILLCOX Steve	34	42@ 14	30@ 30	85@ 17	115@ 23	96@ 19	158@ 20	103@ 21	74@ 37	-@ -	-@ -
EMERY Peter	13	522@ 58	13@ 13	-@ -	45@ 23	85@ 43	-@ -	-@ -	-@ -	-@ -	-@ -
HODGE David	33	20@ 5	331@ 37	-@ -	61@ 31	167@ 28	81@ 81	3@ 2	-@ -	-@ -	2@ 2
BROWN David F	65	-@ -	48@ 8	7@ 7	291@ 21	158@ 14	76@ 13	29@ 15	13@ 4	8@ 3	13@ -
GIBBIE Dom	46	179@ 16	134@ 15	131@ 19	97@ 32	47@ 16	43@ 43	-@ 0	-@ -	-@ -	-@ -
YOUNG Peter	38	14@ 7	-@ -	52@ 26	88@ 22	140@ 16	94@ 24	39@ 6	18@ 9	129@ 65	-@ -

BEST BATTING/BOWLING ALLROUNDERS IN CAREER IN DIVISION 6

Rank	Player Name	Debut	Yrs	Gam	Batting Runs Ave	Bowling Wkts Ave	COTY Points	ALLrnd Matches 50&5 40&4 30&3	Season 200&20
1000 RUNS & 100 WICKETS									
1	GIBBIE John	1991/92	4	43	1049 29.1	138 13.1	2981	1 4 4	2
500 RUNS & 50 WICKETS									
2	BELL Geoff	1992/93	10	69	1660 27.2	81 13.6	2794	- 3 2	3
3	BROWN David F	1995/96	9	65	643 14.0	75 17.2	1693	- - 2	-
4	WILLCOX Steve	1989/90	6	34	703 20.7	64 18.1	1599	- 1 5	1
5	GREEN Anthony	2001/02	7	44	558 21.5	72 19.3	1566	- - 1	-
6	SMITH John	1981/82	8	44	500 20.8	51 15.1	1214	- - -	-
300 RUNS & 30 WICKETS									
7	BROWNE Noel	1992/93	6	36	459 24.2	63 23.0	1341	- - -	-

MOST WICKETKEEPING DISMISSALS IN CAREER IN DIVISION 6

Rank	Player Name	Debut	Yrs	Gam	Games Kept	Dismissals Ct St	per Total	Game	Innings 5w 4w 3w	20 in Season	Total Byes	Byes/ Game
1	BROWN Andrew	1995/96	6	61	59	53 24	77	1.31	2 1 6	1	428	7.25
2	FLAMANK Paul	2009/10	5	35	32	37 12	49	1.53	- 1 3	-	98	3.06
3	CRAM Don	1989/90	4	39	34	39 5	44	1.29	- 1 1	-	147	4.32
4	MANOS George	1981/82	1	10	10	20 8	28	2.80	- 1 1	1	141	14.10
5	PEARCE Darren	1989/90	2	13	13	20 2	22	1.69	- 1 2	1	32	2.46

ALL TIME BEST PARTNERSHIPS FOR EACH WICKET IN DIVISION 6

Rank	Wkt	Runs	Player Names	GrDv	Opposition	Rnd	Year
1	1st	157	EMERY Peter 122 & BALDOCK Gary 47	D 6	ST MARKS	7	1992/93
2	1st	141	EMERY Peter 80 & GIBBIE John 81	D 6	NORWOOD UNION	4	1992/93
3	1st	130	EMERY Peter 73 & BROWNE Noel 57	D 6	MODBURY HEIGHT	11	1992/93
1	2nd	238*	CRAIGIE Grant 109* & CONLEY Andrew 163*	C 6	SOUTH ROAD	2	2011/12
2	2nd	186	BURNETT Christian 82 & CONLEY Andrew 126	C 6	ICC SHARKS	4	2009/10
3	2nd	149	CRAIGIE Grant 66 & CONLEY Andrew 90*	C 6	ADELAIDE INDIA	7	2010/11
1	3rd	165	COOMBE Craig 29 & HARRISON Graham 207	D 6	MITCHAM	2	1991/92
2	3rd	159*	GIBBIE Dom 31* & CONLEY Andrew 120*	C 6	COROMANDEL RAM	7	2011/12
3	3rd	148	CONROY Jason 71 & CRAIGIE Grant 108	C 6	PORT NOARLUNGA	2	2014/15
1	4th	128	HODGE David 58 & BROWN Mike 85	C 6	KENILWORTH	11	1990/91
2	4th	116	PEARCE Darren 54 & HODGE David 75	C 6	NORTH HAVEN	6	1990/91
3	4th	109	MYSTUIK Simon 59 & PUGH Ben 68	C 6	WOODCROFT	7	2007/08
1	5th	159	CONROY Brian 111 & BELL Geoff 69	D 6	MODBURY HEIGHT	FS	1992/93
2	5th	129	HODGE David 51 & BURNETT Tom 100*	A 6	KENILWORTH	11	1979/80
3	5th	128	GIBBIE John 69 & HODGE Andrew 85	D 6	COROMANDEL	7	1996/97
1	6th	156	CONROY Brian 97 & SMITH John 100*	D 6	KENILWORTH	4	1991/92
2	6th	132	WILLCOX Steve 70 & SIDON Brendon 61	C 6	WOODCROFT	7	2007/08
3	6th	104*	GREEN Anthony 51* & LIGHTFOOT Derek 51*	C 6	SOUTH ROAD	8	2012/13
1	7th	124	SHAW Phil 51 & CONROY Brian 122	C 6	MODBURY HEIGHT	8	1990/91
2	7th	116	HUCKSTEPP Craig 22 & DALY Mick 114*	C 6	MITSUBISHI	1	1990/91
3	7th	97	CRAM Don 45 & DALY Mick 49*	C 6	KENILWORTH	11	1990/91
1	8th	81	WILLCOX Steve 63 & DALY Mick 80	C 6	KESWICK	2	1989/90
2	8th	79*	HUCKSTEPP Craig 20* & CAMERON Scott 86*	C 6	NORWOOD UNION	3	1990/91
3	8th	62	ANDERSON Rob 8 & GIBBIE John 109	D 6	COROMANDEL	GF	1996/97
1	9th	102	MAZURKE Danny 78 & ELLIS Steve 55*	C 6	PLYMPTON FOOTB	2	1990/91
2	9th	82	REVELL Glen 31 & BROWNE Noel 98*	C 6	SHEIDOW PARK	8	2010/11
3	9th	69	GRAHAM Darren 15 & YOUNG Peter 101*	D 6	SHEIDOW PARK	9	2003/04
1	10th	67	RANGER Brenton 35 & HODGE David 70*	B 6	COROMANDEL	2	1981/82
2	10th	64	SHEARER Duncan 0 & YOUNG Peter 101*	D 6	SHEIDOW PARK	9	2003/04
3	10th	61*	CRUICKSHANK Darren 24* & ELLIS Steve 55*	C 6	PLYMPTON FOOTB	2	1990/91

ALL TIME MOST RUNS IN A SEASON IN DIVISION 6

Rank	Player Name	Ga	Inn	NO	Runs	Ave	Innings Hi 100>50>30>10 >0*	% 0	% Tm	% Cr	Strokes 6s 4s 1s	Year & Div
1	HODGE Andrew	13	12	2	757	75.7	125*	2	6	2	- 2 -	1996/97 6
2	CONLEY Andrew	13	12	3	650	72.2	126	4	2	- 3	3 -	2009/10 6
3	CRAIGIE Grant	11	11	-	591	53.7	107	1	5	1	3 -	2007/08 6
4	EMERY Peter	8	9	-	535	59.4	155	2	2	2	3 -	1992/93 6
5	CONLEY Andrew	12	11	4	479	68.4	163*	2	1	2	5 -	2011/12 6
6	DALY Mick	11	11	-	476	43.3	123	1	4	- 3	3 -	1989/90 6
7	DALY Mick	9	13	1	467	38.9	133*	2	2	- 4	5 -	1981/82 6
8	BELL Geoff	11	11	1	462	46.2	107	1	2	4	2 2 -	2001/02 6

ALL TIME MOST WICKETS IN A SEASON IN DIVISION 6

Rank	Player Name	Ga	In	Overs	Mdn	Runs	Wkts	Ave	Innings Best	Figures 6w 5w 4w 3w	Ba/ Wkt	Run/ Over	% Tm	Year & Div
1	GIBBIE John	12	14	204.2	39	585	57	10.3	6/29	3 3 2 4	22	2.9	43	1996/97 6
2	SINCLAIR Bob	12	19	207.4	77	380	43	8.8	5/14	- 2 2 3	29	1.8	26	1979/80 6
3	PATMORE Dave	11	18	169.5	46	458	41	11.2	6/28	1 3 - 1	25	2.7	26	1981/82 6
4	GIBBIE John	11	12	152.3	26	581	37	15.7	5/21	- 3 3 2	25	3.8	39	1995/96 6
5	KING Dave	8	14	161.1	72	285	33	8.6	6/29	1 1 2 3	29	1.8	29	1979/80 6
6	MAZURKE Danny	12	14	181	49	480	33	14.5	7/34	2 1 - 2	33	2.7	29	1990/91 6
7	JENNINGS Tony	10	16	160	33	460	31	14.8	4/22	- - 3 2	31	2.9	22	1981/82 6
8	HURCOMBE Peter	10	16	163.2	57	333	30	11.1	5/27	- 2 2 1	33	2.0	24	1979/80 6

DIVISION 7 RECORDS

MOST GAMES PLAYED IN CAREER IN DIVISION 7

Rank	Player Name	Debut	Yrs	Gam	Grades B C D	Won-lost	%Won	Captaincy Games %Won
1	SMITH John	1980/81	5	35	7 9 19	16- 15	51	- -
2	GIBBIE Dom	2006/07	4	23	2 21	9- 10	48	- -
3	TONKIN Andrew	2006/07	3	22	1 21	7- 11	41	20 45
4	BELL Geoff	1980/81	3	21	10 9 2	15- 5	74	- -
5	WILKIN Anthony	2013/14	2	20	20	7- 10	43	- -
6	TONKIN Braedon	2013/14	3	18	18	8- 6	56	- -
7	FLAMANK Paul	2013/14	2	18	18	5- 9	39	- -

MOST RUNS MADE IN CAREER IN DIVISION 7

Rank	Player Name	Debut	Yrs	Gam	Inn	NO	Runs	Ave	Innings Scores					100 Min	SeasonAgg	Pshps	% Tm	% Cr	
									Hi	100	50	30	0		Hi	300	200	100	50
1	PARHAM Trevor	2006/07	3	13	11	-	490	44.5	128	2	3	1	-	3	392	1	-	2	4
2	BELL Geoff	1980/81	3	21	20	1	483	25.4	64	-	3	4	1	2	249	-	2	1	4
3	TONKIN Andrew	2006/07	3	22	18	3	395	26.3	121*	1	1	1	-	1	259	-	1	-	5
4	HUGHES Peter	2015/16	1	11	10	1	364	40.4	125	1	-	4	-	2	364	1	-	2	3
5	SMITH John	1980/81	5	35	27	9	301	16.7	62*	-	1	2	4	3	143	-	-	5	5
6	CORNELISSEN Jack	2015/16	1	11	8	1	299	42.7	88	-	3	-	-	2	299	-	1	-	3
7	MONAHAN Phil	2013/14	2	12	12	1	279	25.4	67	-	1	3	1	2	208	-	1	-	2
8	HARRIS Glenn	2015/16	1	12	10	-	278	27.8	126	1	1	-	1	2	278	-	1	1	3
9	RUSSELL Nic	2014/15	2	8	6	1	270	54.0	91	-	2	3	-	1	176	-	-	-	5
10	NOBLE Bob	1980/81	1	10	13	2	265	24.1	55	-	1	3	-	1	265	-	1	1	1
11	CRAIGIE Grant	2013/14	2	12	10	-	263	26.3	75	-	2	1	-	2	199	-	-	1	-
12	GIBBIE Dom	2006/07	4	23	20	1	262	13.8	42	-	-	2	-	1	115	-	-	-	5
13	PANSINI Angelo	2014/15	2	3	3	1	239	119.5	212*	1	-	-	-	1	222	-	1	1	-
14	PATMORE Dave	1980/81	1	12	13	-	186	14.3	76	-	1	1	2	1	186	-	-	-	1
15	MANOS George	1980/81	1	10	11	1	170	17.0	60*	-	1	2	5	-	170	-	-	-	1
16	TONKIN Braedon	2013/14	3	18	12	2	166	16.6	48	-	-	2	2	-	94	-	-	-	2
17	LAMSHED Kym	2013/14	1	7	5	-	158	31.6	73	-	1	2	1	2	158	-	-	1	1
18	CAMPBELL Peter	1980/81	1	3	4	1	148	49.3	108*	1	-	1	-	-	148	-	-	1	-
19	CLARIDGE Daniel	2015/16	1	12	10	2	130	16.3	61	-	1	-	2	1	130	-	-	-	2
20	BARLEY James	2014/15	1	2	2	1	126	126.0	103*	1	-	-	-	1	126	-	-	-	1
21	BROWN David F	2006/07	1	8	7	-	126	18.0	46	-	-	2	1	-	126	-	-	-	2
22	MITSIOS Taz	2006/07	1	7	4	-	107	26.8	58	-	1	-	-	1	107	-	-	1	2
23	WILKIN Anthony	2013/14	2	20	12	6	106	17.7	29*	-	-	-	1	-	65	-	-	-	1
24	CADD Anthony	2013/14	1	5	5	1	105	26.3	87*	-	1	-	1	-	105	-	-	-	2
25	COX Andrew	1980/81	1	9	10	3	105	15.0	37	-	-	1	-	-	105	-	-	-	-
26	FLAMANK Paul	2013/14	2	18	14	1	102	7.8	26	-	-	-	3	-	70	-	-	-	1
27	CASEY Aaron	2015/16	1	10	5	-	89	17.8	29	-	-	-	1	-	89	-	-	-	1
28	SHEARER Duncan	2006/07	2	13	10	-	89	8.9	24	-	-	-	1	1	63	-	-	-	4
29	EDWARDS Rob	2006/07	1	5	4	1	83	27.7	42	-	-	1	1	-	83	-	-	-	1
30	TYNSKI Simon	2015/16	1	6	4	-	82	20.5	55	-	1	-	-	-	82	-	-	-	1

MOST WICKETS TAKEN IN CAREER IN DIVISION 7

Rank	Player Name	Debut	Yrs	Gam	Overs	Mdn	Runs	Wkts	Ave	Innings	Fig	SeasonAg	Ba/	%			
										Best	5w	3w	Hi	25	15	Wkt	Tm
1	BELL Geoff	1980/81	3	21	170.1	35	484	39	12.4	6/33	2	6	38	1	-	26	19
2	WILKIN Anthony	2013/14	2	20	174.1	38	489	35	14.0	5/21	2	5	20	-	2	30	26
3	SMITH John	1980/81	5	35	157	24	568	34	16.7	3/9	-	3	18	-	1	28	12
4	CORNELISSEN Jack	2015/16	1	11	108.2	38	210	28	7.5	5/6	1	4	28	1	-	23	22
5	BRYSON Brett	2015/16	1	12	113.3	21	356	28	12.7	6/35	2	1	28	1	-	24	21
6	PATMORE Dave	1980/81	1	12	93	15	309	26	11.9	4/20	-	3	26	1	-	21	17
7	PAPAGALLO Frank	1980/81	1	4	60.1	19	173	18	9.6	7/19	1	3	18	-	1	20	44
8	BROWN David F	2006/07	1	8	98	22	274	18	15.2	5/34	1	3	18	-	1	33	27
9	PATMORE Tim	1980/81	1	11	56.4	12	163	17	9.6	3/9	-	2	17	-	1	20	11
10	RANGER Brenton	1980/81	1	4	68	23	129	15	8.6	6/34	1	2	15	-	1	27	34
11	HARRIS Glenn	2015/16	1	12	47.4	5	177	14	12.6	5/42	1	1	14	-	-	20	10
12	MARSHALL Ashley	2006/07	1	4	41.5	14	112	13	8.6	6/35	1	2	13	-	-	19	33
13	JENNINGS Tony	1980/81	1	7	48	12	151	13	11.6	4/13	-	3	13	-	-	22	14
14	TONKIN Andrew	2006/07	3	22	123.3	17	476	13	36.6	4/19	-	1	6	-	-	57	9
15	PANSINI Angelo	2014/15	2	3	33.2	7	83	11	7.5	7/7	1	1	8	-	-	18	30
16	BROWNE Noel	2006/07	3	8	63.1	7	269	11	24.5	3/15	-	3	10	-	-	34	15
17	GULATI Sandeep	2014/15	1	4	39	11	70	10	7.0	4/4	-	2	10	-	-	23	33
18	CASEY Aaron	2015/16	1	10	43.4	7	138	9	15.3	2/8	-	-	9	-	-	29	8
19	SCOTT Ron	2015/16	1	6	50.2	15	100	8	12.5	3/19	-	1	8	-	-	38	12
20	GIBBIE Chris	2013/14	2	2	24.5	2	101	8	12.6	4/46	-	2	4	-	-	19	44

RUNS FROM EACH BATTING POSITION IN CAREER IN DIVISION 7

Player Name	Gam	Opener	No.3	No.4	No.5	No.6	No.7	No.8	No.9	No.10	No.11
PARHAM Trevor	13	488@ 54	-@ -	-@ -	-@ -	-@ -	-@ -	1@ 1	1@ 1	-@ -	-@ -
BELL Geoff	21	25@ 6	106@ 53	265@ 33	68@ 23	-@ -	-@ -	-@ -	18@ 18	1@ 1	-@ -
TONKIN Andrew	22	155@ 26	-@ -	39@ 20	53@ 13	142@ 71	-@ -	-@ -	6@ 6	-@ -	-@ -
HUGHES Peter	11	364@ 40	-@ -	-@ -	-@ -	-@ -	-@ -	-@ -	-@ -	-@ -	-@ -
SMITH John	35	110@ 18	-@ -	5@ 5	-@ -	9@ 9	93@ 31	57@ 29	13@ 7	13@ 13	1@ 1
CORNELISSEN Jack	11	-@ -	25@ 25	-@ -	75@ 75	191@ 48	8@ 8	-@ -	-@ -	-@ -	-@ -
MONAHAN Phil	12	279@ 25	-@ -	-@ -	-@ -	-@ -	-@ -	-@ -	-@ -	-@ -	-@ -
HARRIS Glenn	12	149@ 37	-@ -	129@ 22	-@ -	-@ -	-@ -	-@ -	-@ -	-@ -	-@ -
RUSSELL Nic	8	145@ 73	125@ 42	-@ -	-@ -	-@ -	-@ -	-@ -	-@ -	-@ -	-@ -
NOBLE Bob	10	4@ 4	189@ 27	12@ -	13@ 13	15@ 15	32@ 32	-@ -	-@ -	-@ -	-@ -
CRAIGIE Grant	12	52@ 52	79@ 16	20@ 20	112@ 37	-@ -	-@ -	-@ -	-@ -	-@ -	-@ -
GIBBIE Dom	23	86@ 17	120@ 12	2@ 2	42@ 42	6@ 6	-@ -	6@ 6	-@ -	-@ -	-@ -
PANSINI Angelo	3	212@ -	10@ 10	17@ 17	-@ -	-@ -	-@ -	-@ -	-@ -	-@ -	-@ -
PATMORE Dave	12	40@ 13	-@ 0	-@ -	12@ 4	58@ 12	76@ 76	-@ -	-@ -	-@ -	-@ -
MANOS George	10	-@ -	7@ 7	37@ 9	88@ 29	-@ 0	38@ 38	-@ -	-@ -	-@ -	-@ -

BEST BATTING/BOWLING ALLROUNDERS IN CAREER IN DIVISION 7

Rank	Player Name	Debut	Yrs	Gam	Batting Runs Ave	Bowling Wkts Ave	COTY Points	ALLrnd Matches 50&5 40&4 30&3	Season 200&20
300 RUNS & 30 WICKETS									
1	BELL Geoff	1980/81	3	21	483 25.4	39 12.4	1029	1 - -	1
2	SMITH John	1980/81	5	35	301 16.7	34 16.7	777	- - 1	-
150 RUNS & 15 WICKETS									
3	CORNELISSEN Jack	2015/16	1	11	299 42.7	28 7.5	691	- 1 -	1
4	PATMORE Dave	1980/81	1	12	186 14.3	26 11.9	550	- 1 -	-

MOST WICKETKEEPING DISMISSALS IN CAREER IN DIVISION 7

Rank	Player Name	Debut	Yrs	Gam	Games Kept	Dismissals Ct St Total	per Game	Innings 5w 4w 3w	20 in Seasn	Total Byes	Byes/ Game
1	FLAMANK Paul	2013/14	2	18	15	9 7 16	1.07	- - 2	-	37	2.47
2	MANOS George	1980/81	1	10	9	9 4 13	1.44	- - -	-	54	6.00
3	CAMPBELL Peter	1980/81	1	3	3	6 1 7	2.33	- - -	-	9	3.00
4	DEY Cameron	2006/07	1	7	4	6 1 7	1.75	- 1 -	-	20	5.00
5	HARRIS Glenn	2015/16	1	12	6	4 1 5	0.83	- - -	-	7	1.17
6	SMITH Tim	2014/15	2	13	6	5 - 5	0.83	- - -	-	30	5.00

ALL TIME BEST PARTNERSHIPS FOR EACH WICKET IN DIVISION 7

Rank	Wkt	Runs	Player Names	GrDv	Opposition	Rnd	Year
1	1st	260*	PANSINI Angelo 212* & HUGHES Peter 40*	D 7	HAMILTON	2	2015/16
2	1st	211	HARRIS Glenn 126 & HUGHES Peter 125	D 7	WOODCROFT	FS	2015/16
3	1st	81	SHEARER Duncan 5 & PARHAM Trevor 128	C 7	SOUTH ROAD	2	2006/07
1	2nd	108	PARHAM Trevor 128 & MITSIOS Taz 58	C 7	SOUTH ROAD	2	2006/07
2	2nd	108	PARHAM Trevor 101 & BELL Geoff 51	C 7	NORTH HAVEN	7	2006/07
3	2nd	80	RUSSELL Nic 74 & GIBBIE Dom 27	D 7	MITCHELL PARK	3	2014/15
1	3rd	125*	CAMPBELL Peter 108* & NOBLE Bob 10*	B 7	PLYMPTON FOOTB	4	1980/81
2	3rd	92	EDWARDS Rob 42 & BELL Geoff 50*	C 7	COROMANDEL	9	2006/07
3	3rd	82	BELL Geoff 64 & SMITH John 62*	B 7	HECTORVILLE	10	1980/81
1	4th	101	LAMSHED Kym 46 & CRAIGIE Grant 75	D 7	SOUTH ROAD	7	2013/14
2	4th	96*	MANOS George 60* & SMITH John 62*	B 7	HECTORVILLE	10	1980/81
3	4th	92	GIBBIE Chris 63 & HARRIS Glenn 94	D 7	PLYMPTON FOOTB	3	2015/16
1	5th	79	TONKIN Andrew 20 & BARLEY James 103*	D 7	MITCHELL PARK	5	2014/15
2	5th	78	BROWN David F 39 & JORGENSEN Shane 31	C 7	ST GEORGE	3	2006/07
3	5th	67	NIAZ Asim 31 & LAMSHED Kym 73	D 7	MITCHELL PARK	3	2013/14
1	6th	63	BROWN David F 46 & WEBLEY Troy 20	C 7	SHEIDOW PARK	11	2006/07
2	6th	55	SWIFT Andrew 17 & TONKIN Braedon 48	D 7	NORTH HAVEN	10	2014/15
3	6th	53	BROWNE Noel 26 & FULLER Paul 29	D 7	SHEIDOW PARK	10	2013/14
1	7th	70	TYNSKI Simon 55 & SMITH John 20*	D 7	COVE	8	2015/16
2	7th	69	SMITH John 37 & BROWNE Noel 37	C 7	ST GEORGE	3	2006/07
3	7th	59	FLAMANK Paul 16 & TONKIN Andrew 121*	D 7	ST GEORGE	11	2013/14
1	8th	60	CORNELISSEN Jack 73 & SMITH Tim 21*	D 7	NORTH HAVEN	10	2015/16
2	8th	56	MOORE Jason 9 & TONKIN Andrew 121*	D 7	ST GEORGE	11	2013/14
3	8th	46	COX Andrew 37 & PAPAGALLO Frank 22	B 7	KARANA	11	1980/81
1	9th	66	BAILEY Kym 18 & PATMORE Dave 76	B 7	EASTWOOD	7	1980/81
2	9th	47	FLAMANK Paul 14 & BARLEY James 103*	D 7	MITCHELL PARK	5	2014/15
3	9th	38	REA Paul 30 & SMITH John 11*	D 7	SOUTHERN	6	2014/15
1	10th	25	MOORE Nick 8 & TONKIN Braedon 21*	D 7	SOUTHERN	6	2013/14
2	10th	21	WILLIAMS Scott 6 & SMITH John 21*	D 7	PLYMPTON FOOTB	5	2013/14
3	10th	21	BRYSON Brett 6 & CLARIDGE Daniel 16*	D 7	NORTH HAVEN	5	2015/16

ALL TIME MOST RUNS IN A SEASON IN DIVISION 7

Rank	Player Name	Ga	Inn	NO	Runs	Ave	Innings Scores										% Tm	% Cr	Strokes			Year & Div
							Hi	100	50	30	10	>0*	0	6s	4s	1s						
1	PARHAM Trevor	6	5	-	392	78.4	128	2	2	1	-	-	-	38	72	15	43	76	2006/07 7			
2	HUGHES Peter	11	10	1	364	40.4	125	1	-	4	3	2	-	18	37	1	52	89	2015/16 7			
3	CORNELISSEN Jack	11	8	1	299	42.7	88	-	3	-	4	1	-	15	55	9	33	60	2015/16 7			
4	HARRIS Glenn	12	10	-	278	27.8	126	1	1	-	3	4	1	12	51	6	39	59	2015/16 7			
5	NOBLE Bob	10	13	2	265	24.1	55	-	1	3	7	2	-	16	44	1	31	79	1980/81 7			
6	TONKIN Andrew	11	10	2	259	32.4	121*	1	-	1	5	3	-	15	56	13	29	45	2013/14 7			
7	BELL Geoff	10	12	-	249	20.8	64	-	1	1	7	2	1	14	55	4	31	75	1980/81 7			
8	BELL Geoff	9	7	1	233	38.8	51	-	2	3	1	1	-	16	43	-	27	85	2006/07 7			

ALL TIME MOST WICKETS IN A SEASON IN DIVISION 7

Rank	Player Name	Ga	In	Overs	Mdn	Runs	Wkts	Ave	Innings Best	Figures 6w 5w 4w 3w	Ba/ Wkt	Run/ Over	% Tm	Year & Div
1	BELL Geoff	10	14	161.1	34	433	38	11.4	6/33	1 1 4 2	25	2.7	30	1980/81 7
2	CORNELISSEN Jack	11	14	108.2	38	210	28	7.5	5/6	- 1 - 4	23	1.9	22	2015/16 7
3	BRYSON Brett	12	15	113.3	21	356	28	12.7	6/35	1 1 - 1	24	3.1	21	2015/16 7
4	PATMORE Dave	12	15	93	15	309	26	11.9	4/20	- - 1 2	21	3.3	17	1980/81 7
5	WILKIN Anthony	10	8	91.1	21	243	20	12.2	5/21	- 2 1 2	27	2.7	30	2013/14 7
6	PAPAGALLO Frank	4	6	60.1	19	173	18	9.6	7/19	1 - 1 2	20	2.9	44	1980/81 7
7	SMITH John	9	8	65.3	13	233	18	12.9	3/9	- - - 3	22	3.6	27	2006/07 7
8	BROWN David F	8	7	98	22	274	18	15.2	5/34	- 1 - 3	33	2.8	27	2006/07 7

FIRST TO MATCH MILESTONES

Rank	Player Name	Match when Milestone was achieved	Seasons Taken	Performance in Match	
Year	Date	Rnd GrDv Opposition	Batting	Bowling	
350 MATCHES					
1	HUGHES Peter	2015/16 06FEB/13FEB 9 B 4 ICC SHARKS	31	14	-
300 MATCHES					
1	BELL Geoff	2008/09 10JAN/17JAN 7 C 5 SOUTH PARK	29	40	-
2	PARHAM Trevor	2009/10 14NOV/21NOV 4 C 6 ICC SHARKS	31	29	1/2
3	HUGHES Peter	2011/12 12NOV/19NOV 4 B 3 MITCHELL PARK	27	32 & 10	-
4	SMITH John	2013/14 30NOV/07DEC 5 D 7 PLYMPTON FOOTBALLE	33	21*	1/16
250 MATCHES					
1	BELL Geoff	2002/03 09NOV/16NOV 3 D 6 MORPHETTVILLE PARK	23	8	2/26
2	PARHAM Trevor	2003/04 06DEC 5 B 2 PLYMPTON FOOTBALLE	25	0	1/2
3	EDWARDS Rob	2005/06 04MAR/11MAR 11 C 5 NORTH HAVEN	24	0 & 11*	-
4	SMITH John	2006/07 03MAR/10MAR 11 C 7 SHEIDOW PARK	26	13	3/27
5	HUGHES Peter	2007/08 20OCT/27OCT 2 B 4 ICC SHARKS	23	5	-
6	WILKIN Anthony	2013/14 18JAN/25JAN 8 D 7 SHEIDOW PARK	23	15	5/21
7	GIBBIE Dom	2013/14 01MAR/08MAR 11 D 7 ST GEORGE	23	5	-
8	CONLEY Andrew	2014/15 17JAN 7 D 7 COROMANDEL RAMBLER	27	28	-
9	CRAIGIE Grant	2015/16 12DEC/19DEC 6 C 6 PORT NOARLUNGA	25	8	-
200 MATCHES					
1	BELL Geoff	1997/98 07FEB/14FEB 9 D 5 ST GEORGE	18	11	1/20
2	PARHAM Trevor	1998/99 05DEC 5 B 2 SEACOMBE SALV'N AR	20	10	1/3
3	HODGE Andrew	2000/01 20JAN/27JAN 8 B 2 ICC SHARKS	22	19	-
4	EDWARDS Rob	2000/01 03MAR/10MAR 11 B 2 KENILWORTH	19	32	-
5	SMITH John	2002/03 26OCT/02NOV 2 C 4 ICC SHARKS	22	9	2/56
6	HUGHES Peter	2002/03 25JAN/01FEB 8 B 2 SHEIDOW PARK	18	32	-
7	WILKIN Anthony	2009/10 10OCT 1 B 3 PANORAMA	19	13	1/20
8	GIBBIE Dom	2009/10 12DEC/19DEC 6 C 6 WESTERN YOUTH CENT	19	22	-
9	CONLEY Andrew	2009/10 20FEB/27FEB 10 C 6 KESWICK	22	4	-
10	CRAIGIE Grant	2010/11 11DEC/18DEC 6 B 3 COROMANDEL RAMBLER	20	17 & 1*	-
11	MARSHALL Ashley	2013/14 01FEB/08FEB 9 B 4 KESWICK	18	-	-
12	SCHULTZ Kristian	2015/16 05MAR 11 A 2 GLENELG ANA	19	18	2/45
150 MATCHES					
1	BELL Geoff	1993/94 13NOV/20NOV 4 B 2 HECTORVILLE	14	14	-
2	PARHAM Trevor	1993/94 13NOV/20NOV 4 B 2 HECTORVILLE	15	9	-
3	BURNETT Bill	1995/96 07OCT/14OCT 1 A 1 SOUTH ROAD	15	42	-
4	HODGE Andrew	1996/97 04JAN/11JAN 7 D 6 COROMANDEL	18	85	-
5	EDWARDS Rob	1996/97 01FEB/08FEB 9 C 5 PLYMPTON FOOTBALLE	15	2	-
6	SMITH John	1997/98 06DEC 5 C 4 BANK SA	17	-	-
7	FORSTER Tony	1997/98 07FEB/14FEB 9 A 1 MITCHELL PARK	14	20	-
8	HUGHES Peter	1998/99 21NOV/28NOV 4 A 1 COROMANDEL RAMBLER	14	10	-
9	WILLIAMS John	1998/99 06FEB/13FEB 9 A 1 SOUTH ROAD	14	0	2/73
10	WILKIN Anthony	2003/04 24JAN/31JAN 8 B 2 KENILWORTH	13	3	3/23
11	WILLIAMS Mark	2003/04 07FEB/14FEB 9 A 1 ICC SHARKS	14	15 & 0*	-
12	GIBBIE Dom	2004/05 20NOV/27NOV 4 B 2 ROSEWATER	14	6	-
13	CRAIGIE Grant	2004/05 08JAN 7 A 1 KESWICK	14	0	-
14	CONLEY Andrew	2004/05 12FEB/19FEB 10 A 1 ICC SHARKS	17	59*	-
15	WILLIAMS Scott	2005/06 18FEB/25FEB 10 B 3 SOUTHERN	18	2	3/33 & 3/38
16	DAVIDSON Phil	2007/08 06OCT/13OCT 1 A 2 ICC SHARKS	15	43	-
17	BROWN Andrew	2007/08 19JAN/26JAN 8 C 6 BELAIR	15	0	-
18	HUXTABLE Andrew	2008/09 21MAR/22MAR FS A 2 MORPHETTVILLE PARK	17	19*	-
19	MARSHALL Ashley	2009/10 12DEC/19DEC 6 A 2 NORTH HAVEN	14	4	-
20	BROWN David F	2009/10 16JAN 7 C 6 ICC SHARKS	16	0	-
21	ROWE Brenton	2010/11 05MAR/12MAR 11 B 3 WESTMINSTER O.S.	15	-	-
22	SCHULTZ Kristian	2011/12 29OCT/05NOV 3 A 2 MORPHETTVILLE PARK	15	15*	-
23	DEY Richard	2011/12 12NOV/19NOV 4 A 2 NORTH HAVEN	17	0	-
24	PALMER Dave	2011/12 18FEB/25FEB 10 B 3 CLAPHAM	16	86*	-
25	HUCKSTEPP Craig	2013/14 02NOV/09NOV 3 B 4 NORTH HAVEN	17	-	-
26	CONROY Jason	2013/14 16NOV/23NOV 4 C 5 MITCHELL PARK	20	0	-
27	TEMBY Paul	2014/15 15NOV/22NOV 4 A 2 ICC SHARKS	15	4	-
28	BROWNE Noel	2015/16 09JAN/16JAN 7 C 6 MITCHELL PARK	19	0	2/65
100 MATCHES					
1	BURNETT Tom	1988/89 17DEC/24DEC 6 A 1 WESTMINSTER O.S.	10	35	-
2	PARHAM Trevor	1988/89 28JAN/04FEB 9 A 1 KENILWORTH	10	27	-
3	NOBLE Bob	1988/89 11FEB/18FEB 10 B 2 ADELAIDE CAVALIERS	9	12 & 25	-
4	BELL Geoff	1989/90 14OCT/21OCT 1 B 3 MODBURY HEIGHTS	10	36*	1/18
5	HODGE Andrew	1989/90 17MAR/18MAR FS A 1 PLYMPTON FOOTBALLE	11	1	-
6	BURNETT Bill	1990/91 19JAN/26JAN 8 A 1 COROMANDEL RAMBLER	10	84*	-
7	DALY Mick	1990/91 16MAR/17MAR FS C 6 MITCHELL PARK	11	3	-
8	EDWARDS Rob	1991/92 04JAN 6 B 2 ETSA CAVALIERS	10	1	-
9	CONROY Brian	1991/92 04JAN 6 D 6 MITCHAM	10	58	-
10	SMITH John	1992/93 12DEC/19DEC 6 C 4 KESWICK	12	-	2/37
11	COOMBE Peter A	1992/93 06FEB/13FEB 9 A 1 COROMANDEL	11	-	3/52
12	CRAM Don	1993/94 09OCT/16OCT 1 D 5 COROMANDEL RAMBLER	11	0	-
13	FORSTER Tony	1993/94 27NOV/04DEC 5 A 1 ANZ BANK	10	13	-
14	CRAIGIE Grant	1993/94 05MAR/12MAR 11 B 2 NORTH HAVEN	9	8	-
15	WILLIAMS John	1993/94 26MAR/27MAR GF A 1 HECTORVILLE	9	5	1/42
16	HUGHES Peter	1994/95 22OCT/29OCT 2 B 2 MITCHELL PARK	10	10	-
17	CONLEY Andrew	1998/99 09JAN/16JAN 7 A 1 MORPHETTVILLE PARK	11	9 & 16*	-
18	WILLIAMS Mark	1998/99 20FEB/27FEB 10 B 2 PLYMPTON FOOTBALLE	9	45	-
19	WILLIAMS Scott	1998/99 13MAR 11 B 2 SHEIDOW PARK	11	-	2/40
20	HUCKSTEPP Craig	1999/00 23OCT/30OCT 2 A 1 WESTERN YOUTH CENT	11	6*	-
21	WILKIN Anthony	1999/00 11DEC/18DEC 6 B 2 PLYMPTON FOOTBALLE	9	1*	-
22	GIBBIE Mick	1999/00 25MAR/26MAR GF B 2 KESWICK	8	19	-
23	GIBBIE Dom	2000/01 07OCT/14OCT 1 D 5 SOUTH PARK	10	40	-
24	FULLER Paul	2001/02 06OCT/13OCT 1 B 3 SOUTHERN	11	-	-
25	HEDGER John	2001/02 15DEC/22DEC 6 A 1 HECTORVILLE	12	19	-
26	HODGE David	2001/02 05DEC/12DEC 7 D 6 ADELAIDE CAVALIERS	14	1* & 0*	-
27	BROWN Andrew	2001/02 19JAN/26JAN 8 D 6 KENILWORTH	9	41	-
28	CONROY Jason	2001/02 16FEB/23FEB 10 C 5 SOUTHERN	13	4	-
29	DEY Cameron	2002/03 23NOV 4 D 6 WESTERN YOUTH CENT	11	18	-
30	DAVIDSON Phil	2002/03 25JAN/01FEB 8 B 2 SHEIDOW PARK	10	6	1/23
31	HUXTABLE Andrew	2002/03 08FEB/15FEB 9 A 1 WESTERN YOUTH CENT	11	11	-
32	DEY Richard	2003/04 08NOV/15NOV 3 A 1 COROMANDEL	11	22	-
33	WILLCOX Steve	2003/04 08NOV/15NOV 3 D 6 WOODCROFT	14	30	3/28
34	BROWN David F	2003/04 24JAN/31JAN 8 C 4 PANORAMA	10	2	-
35	MARSHALL Ashley	2005/06 15OCT 1 B 3 SHEIDOW PARK	10	0	2/49

FIRST TO MATCH MILESTONES CONTINUED...

Rank	Player Name	Match when Milestone was achieved					Seasons Taken	Performance in Match	
		Year	Date	Rnd	GrDv	Opposition		Batting	Bowling
100 MATCHES CONTINUED...									
36	ALSOP Greg	2006/07	18NOV/25NOV	4	A 1	PLYMPTON FOOTBALLE	10	0 & 38	-
37	PALMER Dave	2006/07	18NOV/25NOV	4	A 1	PLYMPTON FOOTBALLE	11	0 & 0	-
38	ROWE Brenton	2006/07	18NOV/25NOV	4	B 4	ST GEORGE	11	1	-
39	SCHULTZ Kristian	2006/07	03MAR/10MAR	11	A 1	ICC SHARKS	10	38	1/26
40	BROWNE Noel	2007/08	17NOV/24NOV	4	A 2	KESWICK	12	1*	1/24
41	TEMBY Paul	2009/10	23JAN/30JAN	8	A 2	SHEIDOW PARK	10	1	-
42	SIDON Brendon	2010/11	05MAR/12MAR	11	A 2	KENILWORTH	11	0	-
43	TONKIN Andrew	2011/12	29OCT/05NOV	3	A 2	MORPHETTVILLE PARK	10	4	1/35
44	MONAHAN Phil	2014/15	11OCT	1	D 7	NORTH HAVEN	10	4	-
45	GREEN Anthony	2015/16	09JAN/16JAN	7	C 6	MITCHELL PARK	13	4	3/45
MOST RECENT TO 50 MATCHES									
74	TONKIN Braedon	2011/12	03MAR/10MAR	11	A 2	SHEIDOW PARK	5	0*	2/36
75	DENIET Josh	2012/13	06OCT/13OCT	1	A 2	KESWICK	8	-	1/41
76	LIPSETT Wes	2013/14	16NOV/23NOV	4	A 2	SHEIDOW PARK	5	104*	-
77	SHEARER Duncan	2013/14	16NOV/23NOV	4	B 4	GLENELG ANA	8	-	-
78	MARKS Greg	2013/14	01FEB/08FEB	9	A 2	KESWICK	5	-	-
79	WILLIAMS Rowan	2013/14	01FEB/08FEB	9	A 2	KESWICK	6	-	-
80	FLAMANK Paul	2014/15	15NOV/22NOV	4	D 7	SOUTHERN	7	-	-
81	RUSSELL Nic	2015/16	05MAR	11	C 6	PLYMPTON FOOTBALLE	8	-	-

BEST BATTING/BOWLING PERFORMANCE ON DEBUT

CENTURY OR FIVE-FOR ON DEBUT

Rank	Player Name	Debut Match				COTY Points	Performance in Match	
		Year	Date	Rnd	GrDv Opposition		Batting	Bowling
1	O'CONNELL Lachlan	1999/00	20NOV/27NOV	4	A 1 MORPHETTVILLE PARK	146	146	-
2	LANDORF Jason	1993/94	22JAN/29JAN	8	D 5 MODBURY HEIGHTS	144	74	5/91
3	DEANE Andrew	1983/84	29OCT/05NOV	2	B 4 GLENELG LACROSSE	126	56	5/50
4	SINCLAIR Bob	1979/80	13OCT/20OCT	1	A 6 PARAFIELD GARDENS	112	14* & 0	5/14 & 2/21
5	MELLORS Greg	1999/00	11DEC/18DEC	6	D 5 PLYMPTON FOOTBALLE	111	111	-
6	BURTENSHAW Dave	1997/98	11OCT/18OCT	1	A 1 PLYMPTON FOOTBALLE	78	8	5/46
7	ROSS Des	1987/88	17OCT/24OCT	1	B 2 PLYMPTON FOOTBALLE	76	6	5/29
8	WILKIN Anthony	1991/92	19OCT/26OCT	1	B 2 STATE BANK	76	6	5/62
9	DUNN Scott	2003/04	22NOV/29NOV	4	B 2 KESWICK	73	3*	5/46
10	GLENVILLE Jim	1995/96	03FEB/10FEB	9	C 5 MITCHELL PARK	72	2*	5/56

FIFTY OR FOUR-FOR ON DEBUT

Rank	Player Name	Debut Match				COTY Points	Performance in Match	
		Year	Date	Rnd	GrDv Opposition		Batting	Bowling
11	BURNETT Christian	2009/10	14NOV/21NOV	4	C 6 ICC SHARKS	124	82	3/42
12	CORNELIJSSEN Jack	2015/16	10OCT/17OCT	1	D 7 WOODCROFT	119	63*	1/27 & 3/12
13	MANETTA Phil	1979/80	13OCT/20OCT	1	A 6 PARAFIELD GARDENS	99	21 & 78*	-
14	COOMBE Peter A	1982/83	13NOV/20NOV	3	A 3 HECTORVILLE	98	14	4/39 & 2/0
15	CAMERON Scott	1990/91	10NOV/17NOV	3	C 6 NORWOOD UNION	86	86*	-
16	HARRISON Graham	1988/89	15OCT/22OCT	1	B 2 NORWOOD UNION	83	27	4/33
17	TUMES John	2001/02	19JAN/26JAN	8	A 1 PLYMPTON FOOTBALLE	81	67	1/52
18	BROOKER Christian	2013/14	02NOV/09NOV	3	A 2 KENILWORTH	79	23	4/27
19	JENNINGS Tony	1980/81	11OCT/18OCT	1	B 7 SEAVIEW DOWNS	76	6	1/7 & 4/13
20	DINAN Mick	1999/00	06NOV/13NOV	3	B 2 HECTORVILLE	75	75*	-
21	BELSAK Andrew	2015/16	10OCT/17OCT	1	A 2 NORTH HAVEN	75	75	-
22	BARRITT Henry	2015/16	24OCT/31OCT	2	B 4 BELAIR	75	61	1/6
23	HALL Michael	1987/88	17OCT/24OCT	1	B 2 PLYMPTON FOOTBALLE	74	60	1/30
24	COCHRANE Herb	1983/84	26NOV/03DEC	4	B 4 ANZ BANK	72	16	4/55
25	AITKEN Geoff	1983/84	15OCT/22OCT	1	B 4 SOUTHERN DISTRICTS	71	71	-
26	SCHMIAUKE Marc	2015/16	10OCT/17OCT	1	A 2 NORTH HAVEN	69	69	-
27	LISTON Dave	1997/98	08NOV/15NOV	3	A 1 PANORAMA	68	12	4/20
28	LOGAN Derek	1984/85	06OCT/13OCT	1	B 3 COROMANDEL	68	12	4/21
29	COPLEY Steve	1994/95	19NOV/26NOV	4	D 5 RIDGE PARK	66	52*	1/27
30	BALYM Anton	2014/15	11OCT	1	A 2 MORPHETTVILLE PARK	64	64*	-
31	HALL John	1992/93	06FEB/13FEB	9	D 6 KESWICK	64	8	4/47
32	HOPPENBROUWERS Ron	1994/95	04FEB/11FEB	9	D 5 KENILWORTH	63	63	-
33	BELL Geoff	1980/81	25OCT/01NOV	2	B 7 BRECKNOCK	63	7	4/51
34	McMAHON Danny	1994/95	10DEC/17DEC	6	C 4 SEAVIEW O.S.	63	7	4/101
35	SAINI Shammi	2014/15	11OCT	1	C 6 MITCHELL PARK	62	62	-
36	DAVIDSON Phil	1993/94	11DEC/18DEC	6	D 5 SOUTH ROAD	59	59	-
37	LYNE Mick	1999/00	04DEC	5	D 5 SOUTH ROAD	56	-	4/15
38	BARTON Matthew	2000/01	02DEC/09DEC	5	D 5 MITCHELL PARK	56	-	4/16
39	RANGER Brenton	1980/81	20DEC	6	B 7 SEAVIEW DOWNS	56	0	4/28
40	BRUSNAHAN Dale	2014/15	11OCT	1	B 4 SOUTH PARK	56	-	4/33
41	EDWARDS Shaun	2004/05	20NOV/27NOV	4	B 2 ROSEWATER	56	-	4/38
42	WOOD Craig	2007/08	06OCT/13OCT	1	A 2 ICC SHARKS	56	0	4/57
43	JAMES Michael	1994/95	07JAN/14JAN	7	C 4 MITSUBISHI	56	0	4/62
44	GIBBIE John	1991/92	02NOV/09NOV	2	D 6 MITCHAM	56	0*	4/94
45	FULLER Paul	1991/92	19OCT/26OCT	1	B 2 STATE BANK	55	55	-
46	RIPPINGALE B	1985/86	19OCT/26OCT	1	B 3 KENILWORTH	53	53	-
47	GIBBIE Dom	1991/92	19OCT/26OCT	1	C 5 COWANDILLA	53	53	-
48	HUTCHINSON Wayne	2005/06	07JAN/14JAN	7	B 3 WESTERN YOUTH CENT	53	53	-
49	LIPSETT Wes	2009/10	10OCT	1	A 2 KENILWORTH	52	52	-

QUICKEST TO BATTING MILESTONES

Rank	Player Name	Matches taken	Batting Average	Match when Milestone was achieved			
				Year	Date	Rnd	Opposition
7000 RUNS							
1	CONLEY Andrew	244	32.41	2013/14	15FEB/22FEB	10	HAMILTON
2	PARHAM Trevor	300	25.35	2009/10	14NOV/21NOV	4	ICC SHARKS
3	HUGHES Peter	353	21.70	2015/16	12MAR/13MAR	FS	WOODCROFT
6000 RUNS							
1	EDWARDS Rob	212	29.89	2001/02	16MAR/17MAR	FS	WESTMINSTER O.S.
2	CONLEY Andrew	221	31.15	2011/12	07JAN/14JAN	7	COROMANDEL RAMBLER
3	HODGE Andrew	225	31.21	2003/04	06DEC	5	ICC SHARKS
4	PARHAM Trevor	263	25.07	2004/05	29JAN/05FEB	9	ST GEORGE
5	HUGHES Peter	303	21.08	2011/12	07JAN/14JAN	7	ICC SHARKS

QUICKEST TO BATTING MILESTONES CONTINUED...

Rank	Player Name	Matches taken	Batting Average	Year	Match when Milestone was achieved Date	Rnd	Opposition
5000 RUNS							
1	EDWARDS Rob	168	31.92	1998/99	21NOV/28NOV	4	KENILWORTH
2	BURNETT Bill	175	35.47	1999/00	19FEB/26FEB	10	ADELAIDE CAVALIERS
3	HODGE Andrew	177	33.23	1998/99	23JAN/30JAN	8	PANORAMA
4	CONLEY Andrew	195	27.89	2009/10	28NOV/05DEC	5	COROMANDEL RAMBLER
5	PARHAM Trevor	214	25.93	1999/00	05FEB/12FEB	9	GLENELG ANA
6	CRAIGIE Grant	248	24.18	2015/16	21NOV/28NOV	4	MORPHETTVILLE PARK
7	HUGHES Peter	256	20.44	2007/08	19JAN/26JAN	8	MORPHETTVILLE PARK
4000 RUNS							
1	CONROY Brian	121	32.10	1993/94	19FEB/26FEB	10	HECTORVILLE
2	GIBBIE Mick	134	30.69	2003/04	06DEC	5	PLYMPTON FOOTBALLE
3	BURNETT Bill	139	36.06	1994/95	05NOV/12NOV	3	ST MARKS
4	EDWARDS Rob	143	30.18	1996/97	26OCT/02NOV	2	NORTH HAVEN
5	HODGE Andrew	153	31.02	1996/97	15FEB/22FEB	10	KESWICK
6	CONLEY Andrew	153	28.94	2005/06	22OCT/29OCT	2	PLYMPTON FOOTBALLE
7	PARHAM Trevor	165	27.07	1994/95	04FEB/11FEB	9	COROMANDEL
8	DAVIDSON Phil	195	21.16	2013/14	01MAR/08MAR	11	ICC SHARKS
9	SCHULTZ Kristian	196	20.84	2015/16	09JAN/16JAN	7	SOUTH ROAD
10	HUGHES Peter	204	21.06	2002/03	22MAR/23MAR	FS	KESWICK
11	CRAIGIE Grant	206	23.14	2011/12	15OCT/22OCT	2	SOUTH ROAD
12	GIBBIE Dom	223	21.13	2011/12	10DEC/17DEC	6	PLYMPTON FOOTBALLE
13	BELL Geoff	248	26.54	2002/03	12OCT/19OCT	1	KENILWORTH
14	SMITH John	295	20.65	2012/13	09FEB/16FEB	10	WOODCROFT
3000 RUNS							
1	CONROY Brian	93	31.08	1990/91	19JAN/26JAN	8	MODBURY HEIGHTS
2	BURNETT Bill	97	38.51	1990/91	08DEC	5	SOUTH ROAD
3	EDWARDS Rob	109	29.16	1992/93	05DEC	5	ST MARKS
4	GIBBIE Mick	110	27.61	2001/02	05JAN/12JAN	7	ST GEORGE
5	CONLEY Andrew	117	28.92	2000/01	02DEC/09DEC	5	SOUTH ROAD
6	PARHAM Trevor	121	27.72	1990/91	16FEB/23FEB	10	ANZ BANK
7	BURNETT Tom	123	28.94	1992/93	06FEB/13FEB	9	COROMANDEL
8	WILLIAMS Mark	124	26.74	2001/02	06OCT/13OCT	1	WESTERN YOUTH CENT
9	HODGE Andrew	134	27.34	1994/95	04FEB/11FEB	9	KENILWORTH
10	WILLIAMS John	136	28.38	1997/98	13DEC/20DEC	6	COROMANDEL RAMBLER
11	DAVIDSON Phil	143	20.94	2006/07	02DEC	5	KESWICK
12	SCHULTZ Kristian	144	20.75	2010/11	22JAN/29JAN	8	MORPHETTVILLE PARK
13	GIBBIE Dom	153	24.00	2004/05	08JAN	7	KESWICK
14	TEMBY Paul	160	21.52	2015/16	24OCT/31OCT	2	BELAIR
15	PALMER Dave	160	20.00	2012/13	26JAN/02FEB	9	GLENELG ANA
16	HUGHES Peter	163	20.36	1999/00	11DEC/18DEC	6	PLYMPTON FOOTBALLE
17	SMITH John	175	21.81	1999/00	22JAN/29JAN	8	COROMANDEL RAMBLER
18	CRAIGIE Grant	175	20.93	2007/08	15DEC/22DEC	6	NORTH HAVEN
19	DEY Richard	188	19.20	2015/16	09JAN/16JAN	7	SHEIDOW PARK
20	BELL Geoff	221	24.21	1999/00	11DEC/18DEC	6	PLYMPTON FOOTBALLE
2000 RUNS							
1	CONROY Brian	49	37.93	1985/86	11JAN/18JAN	7	WESTMINSTER O.S.
2	BURNETT Bill	58	45.13	1985/86	30NOV/07DEC	4	COROMANDEL RAMBLER
3	LIPSETT Wes	62	35.40	2014/15	13DEC/20DEC	6	SHEIDOW PARK
4	ALSOP Greg	69	31.30	2003/04	22NOV/29NOV	4	KESWICK
5	BURNETT Tom	70	34.49	1985/86	14DEC/21DEC	5	SOUTH ROAD
6	PARHAM Trevor	76	30.25	1986/87	15NOV/22NOV	3	KENILWORTH
7	EDWARDS Rob	76	26.36	1989/90	25NOV/02DEC	4	COROMANDEL
8	NOBLE Bob	76	26.32	1986/87	03JAN	6	ANZ BANK
9	GIBBIE John	79	29.90	1997/98	07FEB/14FEB	9	ST GEORGE
10	GIBBIE Mick	80	26.57	1998/99	05DEC	5	SEACOMBE SALV'N AR
11	HODGE Andrew	82	28.04	1988/89	19NOV/26NOV	4	KESWICK
12	WILLIAMS Mark	83	25.96	1997/98	08NOV/15NOV	3	PANORAMA
13	DALY Mick	84	23.96	1989/90	06JAN/13JAN	7	COROMANDEL RAMBLER
14	CONLEY Andrew	85	28.21	1996/97	15MAR/16MAR	FS	PANORAMA
15	HEDGER John	89	24.14	2000/01	18NOV/25NOV	4	PLYMPTON FOOTBALLE
16	SMITH John	89	24.11	1991/92	30NOV/07DEC	4	KENILWORTH
17	TEMBY Paul	94	23.54	2009/10	17OCT/24OCT	2	ADELAIDE INDIANS
18	SCHULTZ Kristian	98	19.46	2006/07	03FEB/10FEB	9	WESTMINSTER O.S.
19	WILLIAMS John	99	27.07	1993/94	19MAR/20MAR	FS	PLYMPTON FOOTBALLE
20	DAVIDSON Phil	101	20.76	2002/03	08FEB/15FEB	9	WESTERN YOUTH CENT
21	MONAHAN Phil	101	19.74	2014/15	18OCT/25OCT	2	WESTERN YOUTH CENT
22	GIBBIE Dom	104	24.66	2000/01	02DEC/09DEC	5	HECTORVILLE
23	HUGHES Peter	109	21.16	1994/95	04MAR/11MAR	11	KENILWORTH
24	PALMER Dave	115	19.23	2008/09	14FEB	9	SOUTHERN
25	CRAIGIE Grant	117	21.59	1995/96	09DEC/16DEC	6	MODBURY HEIGHTS
26	HUXTABLE Andrew	118	17.74	2006/07	21OCT/28OCT	2	COROMANDEL RAMBLER
27	DEY Richard	132	19.26	2009/10	06FEB/13FEB	9	BELAIR
28	FORSTER Tony	134	22.26	1996/97	23NOV/30NOV	4	CAMPB'TOWN/ANZ
29	TONKIN Andrew	143	18.08	2015/16	05DEC	5	NORTH HAVEN
30	CONROY Jason	170	12.84	2015/16	24OCT/31OCT	2	SOUTHERN
31	MARSHALL Ashley	172	14.65	2011/12	29OCT/05NOV	3	NORTH HAVEN
32	BELL Geoff	193	20.74	1997/98	25OCT/01NOV	2	COROMANDEL
1000 RUNS							
1	CONROY Brian	19	48.14	1982/83	19FEB/26FEB	9	ADELAIDE CAVALIERS
2	O'CONNELL Lachlan	20	48.81	2001/02	05JAN/12JAN	7	COROMANDEL
3	BURNETT Bill	29	48.62	1982/83	05MAR/12MAR	10	NETLEY
4	EMERY Peter	29	37.39	1993/94	13NOV/20NOV	4	PLYMPTON FOOTBALLE
5	BURNETT Tom	30	46.41	1981/82	06MAR/13MAR	10	ANZ BANK
6	HODGE Andrew	32	38.67	1981/82	20MAR/27MAR	11	SAVINGS BANK S.A.
7	LIPSETT Wes	32	33.06	2011/12	21JAN/28JAN	8	SOUTH ROAD
8	PANSINI Angelo	33	41.67	2015/16	06FEB/13FEB	9	COROMANDEL RAMBLER
9	NOBLE Bob	34	30.39	1982/83	19MAR/26MAR	11	KESWICK
10	DALY Mick	35	28.14	1984/85	01DEC/08DEC	5	PLYMPTON FOOTBALLE
11	PARHAM Trevor	37	31.69	1982/83	13NOV/20NOV	3	HECTORVILLE
12	HEDGER John	37	30.39	1992/93	24OCT/31OCT	2	HECTORVILLE
13	HARRISON Graham	37	29.56	1996/97	23NOV/30NOV	4	CAMPB'TOWN/ANZ
14	GIBBIE Mick	38	26.95	1993/94	26MAR/27MAR	GF	HECTORVILLE
15	MONAHAN Phil	40	25.40	2008/09	10JAN/17JAN	7	SHEIDOW PARK
16	DAVIDSON Phil	41	26.37	1997/98	25OCT/01NOV	2	SOUTH ROAD
17	WILLIAMS John	42	27.76	1988/89	29OCT/05NOV	2	PLYMPTON FOOTBALLE
18	SMITH John	42	27.05	1984/85	15DEC/22DEC	6	ADELAIDE CAVALIERS
19	EDWARDS Rob	42	23.02	1986/87	15NOV/22NOV	3	NORWOOD UNION
20	WILLIAMS Mark	43	25.20	1991/92	08FEB/15FEB	9	MITCHELL PARK

QUICKEST TO BATTING MILESTONES CONTINUED...

Rank	Player Name	Matches taken	Batting Average	Year	Match when Milestone was achieved Date	Rnd	Opposition
1000 RUNS CONTINUED...							
21	ALSOP Greg	44	28.46	2001/02	03NOV/10NOV	3	MORPHETTville PARK
22	MANOS George	44	24.12	1984/85	05JAN/12JAN	7	HECTORVILLE
23	GIBBIE John	45	31.94	1994/95	18FEB/25FEB	10	NORWOOD UNION
24	RUSSELL Nic	45	28.94	2014/15	28FEB	10	NORTH HAVEN
25	GIBBIE Dom	46	25.13	1995/96	21OCT/28OCT	2	SOUTH ROAD
26	HALL Michael	47	24.83	1995/96	02MAR/09MAR	11	COROMANDEL
27	SWIFT Andrew	48	19.67	2003/04	21FEB/28FEB	10	KENILWORTH
28	TEMBY Paul	50	22.40	2005/06	05NOV/12NOV	3	ICC SHARKS
29	McNAMARA Trinity	50	22.36	2008/09	01NOV/08NOV	3	ST GEORGE
30	HUXTABLE Andrew	50	18.94	1997/98	07MAR/14MAR	11	SHEIDOW PARK
31	DEANE Andrew	51	21.98	1987/88	09JAN/16JAN	7	ANZ BANK
32	HOLST Bill	54	20.27	1991/92	22FEB/29FEB	10	MITCHELL PARK
33	COOMBE Peter A	55	41.04	1987/88	14NOV/21NOV	3	KENILWORTH
34	SCHULTZ Kristian	57	17.91	2002/03	22FEB/01MAR	10	KESWICK
35	CRAM Don	58	18.72	1988/89	25FEB/04MAR	11	SEAVIEW DOWNS
36	HUGHES Peter	58	18.57	1990/91	15DEC/22DEC	6	KESWICK
37	CONLEY Andrew	60	23.13	1994/95	21JAN/28JAN	8	KESWICK
38	PALMER Dave	60	19.71	2001/02	05JAN/12JAN	7	ST GEORGE
39	FORSTER Tony	65	20.43	1990/91	05JAN/12JAN	7	COROMANDEL
40	CRAIGIE Grant	65	18.74	1991/92	19OCT/26OCT	1	STATE BANK
41	FULLER Paul	65	16.83	1997/98	13DEC/20DEC	6	ST GEORGE
42	CONROY Jason	66	15.63	1998/99	23JAN/30JAN	8	SOUTH ROAD
43	LUONG Bang	70	16.29	2003/04	07FEB/14FEB	9	SHEIDOW PARK
44	DEY Richard	74	17.08	2000/01	17FEB/24FEB	10	COROMANDEL
45	HODGE David	77	22.13	1990/91	15DEC/22DEC	6	NORTH HAVEN
46	BROWN Mike	78	18.87	1996/97	09NOV/16NOV	3	HECTORVILLE
47	BROWN David F	79	14.08	2001/02	19JAN/26JAN	8	KENILWORTH
48	ROWE Brenton	79	13.89	2003/04	06MAR/13MAR	11	COROMANDEL
49	MARSHALL Ashley	81	14.74	2003/04	22NOV/29NOV	4	NORTH HAVEN
50	WILLCOX Steve	83	15.42	2000/01	03FEB/10FEB	9	KESWICK
51	TONKIN Andrew	85	14.71	2009/10	20FEB/27FEB	10	NORTH HAVEN
52	DENIET Josh	88	18.22	2015/16	05DEC	5	ICC SHARKS
53	GREEN Anthony	88	15.66	2014/15	29NOV/06DEC	5	MITCHELL PARK
54	DEY Cameron	88	13.43	1999/00	04MAR/11MAR	11	SOUTH PARK
55	BROWNE Noel	118	16.35	2010/11	09OCT	1	PLYMPTON FOOTBALLE
56	BELL Geoff	143	17.02	1992/93	20FEB/27FEB	10	NORTH PARK
57	WILKIN Anthony	167	11.02	2005/06	04FEB/11FEB	9	SOUTH PARK

QUICKEST TO BOWLING MILESTONES

Rank	Player Name	Matches taken	Bowling Average	Year	Match when Milestone was achieved Date	Rnd	Opposition
500 WICKETS							
1	WILKIN Anthony	234	16.25	2012/13	20OCT/27OCT	2	BELAIR
400 WICKETS							
1	WILKIN Anthony	176	16.12	2006/07	06JAN/13JAN	7	NORTH HAVEN
2	BELL Geoff	193	16.50	1997/98	25OCT/01NOV	2	COROMANDEL
3	SMITH John	302	17.43	2013/14	04JAN/11JAN	7	SOUTH ROAD
300 WICKETS							
1	WILKIN Anthony	125	15.68	2001/02	05JAN/12JAN	7	COROMANDEL
2	BELL Geoff	127	16.47	1991/92	04JAN	6	ANZ BANK
3	WILLIAMS John	137	15.63	1997/98	10JAN/17JAN	7	CAMPB'TOWN/ANZ
4	WILLIAMS Scott	165	18.09	2007/08	17NOV/24NOV	4	NORTH HAVEN
5	MARSHALL Ashley	181	18.29	2012/13	06OCT/13OCT	1	SHEIDOW PARK
6	SMITH John	217	16.48	2003/04	07FEB/14FEB	9	WESTMINSTER O.S.
250 WICKETS							
1	GIBBIE John	90	14.92	1998/99	23JAN/30JAN	8	SOUTH ROAD
2	BELL Geoff	92	16.07	1988/89	19NOV/26NOV	4	KESWICK
3	COOMBE Peter A	100	15.05	1992/93	06FEB/13FEB	9	COROMANDEL
4	WILKIN Anthony	109	15.43	2000/01	21OCT/28OCT	2	WESTERN YOUTH CENT
5	WILLIAMS John	113	15.41	1995/96	21OCT/28OCT	2	MITCHELL PARK
6	WILLIAMS Scott	139	18.72	2003/04	13DEC/20DEC	6	PANORAMA
7	BROWN David F	153	18.09	2009/10	20MAR/21MAR	FS	SOUTH PARK
8	MARSHALL Ashley	156	18.45	2009/10	20MAR/21MAR	FS	BELAIR
9	SMITH John	193	16.20	2001/02	15DEC/22DEC	6	SOUTH PARK
200 WICKETS							
1	BELL Geoff	68	13.71	1986/87	18OCT/25OCT	1	PLYMPTON FOOTBALLE
2	GIBBIE John	68	14.44	1996/97	01MAR/08MAR	11	COROMANDEL RAMBLER
3	COOMBE Peter A	82	15.59	1990/91	15DEC/22DEC	6	KESWICK
4	WILLIAMS John	90	15.57	1993/94	23OCT/30OCT	2	SOUTH ROAD
5	WILKIN Anthony	95	16.58	1999/00	09OCT/16OCT	1	WESTMINSTER O.S.
6	WILLIAMS Scott	109	18.52	2000/01	06JAN/13JAN	7	HECTORVILLE
7	BROWN David F	124	17.10	2006/07	21OCT/28OCT	2	SOUTH ROAD
8	BROWNE Noel	126	24.76	2011/12	15OCT/22OCT	2	SOUTH ROAD
9	CRAIGIE Grant	131	21.20	1996/97	01FEB/08FEB	9	ICC SHARKS
10	MARSHALL Ashley	132	19.80	2007/08	23FEB/01MAR	11	WESTERN YOUTH CENT
11	HUCKSTEPP Craig	138	18.43	2011/12	03MAR/10MAR	11	SHEIDOW PARK
12	SMITH John	166	16.31	1998/99	13MAR	11	KESWICK
150 WICKETS							
1	BELL Geoff	48	12.75	1984/85	01DEC/08DEC	5	WESTMINSTER O.S.
2	SINCLAIR Bob	49	12.03	1994/95	19NOV/26NOV	4	RIDGE PARK
3	GIBBIE John	58	15.94	1995/96	16MAR/17MAR	FS	KESWICK
4	MAZURKE Danny	64	17.57	1991/92	07MAR/14MAR	11	PLYMPTON FOOTBALLE
5	COOMBE Peter A	65	16.10	1988/89	11FEB/18FEB	10	COROMANDEL
6	DENIET Scott	65	19.35	2006/07	27JAN	8	MORPHETTville PARK
7	WILLIAMS John	70	16.47	1990/91	05JAN/12JAN	7	COROMANDEL
8	WILKIN Anthony	74	17.30	1997/98	08NOV/15NOV	3	SHEIDOW PARK
9	WILLIAMS Scott	85	19.44	1997/98	24JAN/31JAN	8	NORTH HAVEN
10	BROWNE Noel	89	23.18	2000/01	17FEB/24FEB	10	NORTH HAVEN
11	HUCKSTEPP Craig	93	16.50	1998/99	09JAN/16JAN	7	BANK SA
12	BROWN David F	95	16.37	2003/04	08NOV/15NOV	3	WOODCROFT

QUICKEST TO BOWLING MILESTONES CONTINUED...

Rank	Player Name	Matches taken	Bowling Average	Year	Match when Milestone was achieved Date	Rnd	Opposition
150 WICKETS CONTINUED...							
13	CRAIGIE Grant	98	21.51	1993/94	05FEB/12FEB	9	NORWOOD UNION
14	MARSHALL Ashley	99	20.66	2004/05	26FEB/05MAR	11	SOUTH PARK
15	SIDON Brendon	103	22.02	2011/12	29OCT/05NOV	3	MORPHETTVILLE PARK
16	WILLCOX Steve	106	24.44	2003/04	21FEB/28FEB	10	KENILWORTH
17	CONLEY Andrew	107	19.40	1999/00	20NOV/27NOV	4	MORPHETTVILLE PARK
18	GIBBIE Mick	127	17.88	2002/03	08MAR/15MAR	11	COROMANDEL
19	TONKIN Andrew	128	23.67	2014/15	11OCT	1	NORTH HAVEN
20	SMITH John	143	16.91	1996/97	15FEB/22FEB	10	RIDGE PARK
100 WICKETS							
1	SINCLAIR Bob	26	9.56	1981/82	31OCT/07NOV	2	SOUTH ROAD
2	BELL Geoff	27	11.11	1982/83	11DEC/18DEC	5	MITSUBISHI
3	PAPAGALLO Frank	35	14.05	1984/85	09MAR/16MAR	11	SEAVIEW DOWNS
4	PATMORE Dave	37	10.84	1982/83	19MAR/26MAR	11	CAMPBELLTOWN
5	DEANE Andrew	38	12.64	1986/87	03JAN	6	COROMANDEL RAMBLER
6	COOMBE Peter A	40	14.32	1985/86	01MAR/08MAR	11	HECTORVILLE
7	DENIET Scott	42	16.91	2004/05	23OCT/30OCT	2	WESTMINSTER O.S.
8	GIBBIE John	43	16.34	1994/95	21JAN/28JAN	8	ANZ BANK
9	BURTENSHAW Dave	43	16.84	2001/02	17NOV/24NOV	4	GLENELG ANA
10	WILKIN Anthony	47	16.22	1995/96	07OCT/14OCT	1	SOUTH ROAD
11	RUSBY Shane	48	13.95	1996/97	23NOV/30NOV	4	CAMPB'TOWN/ANZ
12	WILLIAMS John	49	17.31	1988/89	28JAN/04FEB	9	KENILWORTH
13	MAZURKE Danny	51	19.93	1990/91	16FEB/23FEB	10	ANZ BANK
14	SCOTT Ron	54	18.84	2003/04	07FEB/14FEB	9	WESTMINSTER O.S.
15	HUCKSTEPP Craig	55	15.26	1994/95	04MAR/11MAR	11	KENILWORTH
16	WILLIAMS Scott	55	20.88	1995/96	21OCT/28OCT	2	MITCHELL PARK
17	McNAMARA Trinity	56	18.52	2008/09	07MAR/14MAR	11	NORTH HAVEN
18	LYNE Mick	56	19.98	2013/14	30NOV/07DEC	5	PLYMPTON FOOTBALLE
19	WILLIAMS Rowan	57	18.37	2014/15	15NOV/22NOV	4	ICC SHARKS
20	CRAIGIE Grant	63	20.91	1990/91	02MAR/09MAR	11	KENILWORTH
21	BROWNE Noel	64	24.44	1997/98	06DEC	5	HECTORVILLE
22	MARSHALL Ashley	65	19.89	2001/02	02MAR/09MAR	11	ICC SHARKS
23	SIDON Brendon	65	23.82	2007/08	23FEB/01MAR	11	CLAPHAM
24	BRAMMY Simon	67	18.57	2002/03	29MAR/30MAR	GF	PANORAMA
25	HUMPHERY Peter	68	26.47	1999/00	04MAR/11MAR	11	PANORAMA
26	BROWN David F	70	15.53	2000/01	17FEB/24FEB	10	NORTH HAVEN
27	BROWN Mike	72	20.25	1993/94	05MAR/12MAR	11	ST GEORGE
28	CONLEY Andrew	73	19.16	1995/96	17FEB/24FEB	10	SHEIDOW PARK
29	WILLCOX Steve	74	24.10	1999/00	08JAN/15JAN	7	ICC SHARKS
30	TONKIN Andrew	75	23.54	2008/09	07MAR/14MAR	11	NORTH HAVEN
31	GREEN Anthony	95	23.02	2015/16	10OCT/17OCT	1	SHEIDOW PARK
32	GIBBIE Mick	106	19.12	2000/01	03MAR/10MAR	11	PLYMPTON FOOTBALLE
33	SMITH John	114	15.51	1994/95	08OCT/15OCT	1	HECTORVILLE
50 WICKETS							
1	SINCLAIR Bob	14	8.29	1980/81	25OCT/01NOV	2	ADELAIDE CAVALIERS
2	COCHRANE Herb	14	8.67	1984/85	05JAN/12JAN	7	HECTORVILLE
3	BELL Geoff	14	11.80	1981/82	14NOV/21NOV	3	KESWICK
4	COOMBE Peter A	15	11.56	1983/84	11FEB/18FEB	8	MITCHELL PARK
5	HURCOMBE Peter	16	10.80	1980/81	07FEB/14FEB	9	KESWICK
6	PAPAGALLO Frank	18	13.23	1983/84	29OCT/05NOV	2	KESWICK
7	EDWARDS Shaun	18	22.22	2006/07	07OCT/14OCT	1	MITCHELL PARK
8	DEANE Andrew	19	11.82	1984/85	23FEB/02MAR	10	PANORAMA
9	BARNETT Mick	20	11.92	1992/93	20FEB/27FEB	10	PANORAMA
10	LYNE Mick	20	16.42	2001/02	01DEC/08DEC	5	KESWICK
11	LISTON Dave	20	17.12	1998/99	13MAR	11	GLENELG ANA
12	GLENVILLE Jim	21	14.73	1999/00	23OCT/30OCT	2	NORTH HAVEN
13	WILLCOX Steve	21	14.82	1990/91	02MAR/09MAR	11	KENILWORTH
14	JENNINGS Tony	21	15.82	1982/83	13NOV/20NOV	3	M.P.S.M.
15	BROWNE Noel	21	16.02	1991/92	07MAR/14MAR	11	HECTORVILLE
16	DENIET Scott	22	14.18	2002/03	09NOV/16NOV	3	ICC SHARKS
17	GIBBIE John	22	14.20	1992/93	06MAR/13MAR	11	MODBURY HEIGHTS
18	ISLAM Robiul	22	16.54	2014/15	01NOV/08NOV	3	BELAIR
19	STEER Peter	23	14.04	1984/85	05JAN/12JAN	7	ANZ BANK
20	PATMORE Dave	24	9.80	1981/82	28NOV/05DEC	4	HECTORVILLE
21	WILKIN Anthony	24	16.10	1993/94	09OCT/16OCT	1	PLYMPTON FOOTBALLE
22	BURTENSHAW Dave	24	17.81	1999/00	04DEC	5	COROMANDEL
23	RUSBY Shane	25	13.92	1992/93	07NOV/14NOV	3	KENILWORTH
24	JOYCE Steve	26	15.51	1982/83	08JAN/15JAN	6	PLYMPTON FOOTBALLE
25	MATTHEWS Jacob	26	19.88	2014/15	17JAN	7	MORPHETT VALE
26	BEATTIE John	27	12.38	2002/03	12OCT/19OCT	1	KESWICK
27	MAZURKE Danny	27	20.02	1986/87	15NOV/22NOV	3	NORWOOD UNION
28	HUMPHERY Peter	27	22.38	1993/94	06NOV	3	PLYMPTON FOOTBALLE
29	KNOWLES Matthew	27	24.73	1993/94	05MAR/12MAR	11	NORTH HAVEN
30	TRUSCOTT Chad	28	17.14	2014/15	07MAR	11	PORT NOARLUNGA
31	SCOTT Ron	28	21.00	1997/98	25OCT/01NOV	2	WESTMINSTER O.S.
32	PATMORE Tim	29	9.71	1982/83	13NOV/20NOV	3	M.P.S.M.
33	WILLIAMS Scott	29	18.94	1986/87	03JAN	6	COROMANDEL RAMBLER
34	BRYSON Brett	29	19.54	2015/16	23JAN/30JAN	8	COVE
35	PEARCE Mike	29	20.87	1990/91	16MAR/17MAR	FS	MITCHAM
36	WILLIAMS John	30	16.48	1986/87	07MAR/14MAR	11	NEWMARKET
37	HALL Michael	30	16.94	1994/95	19NOV/26NOV	4	PLYMPTON FOOTBALLE
38	SIDON Brendon	30	26.94	2003/04	11OCT/18OCT	1	WESTMINSTER O.S.
39	TONKIN Andrew	31	22.45	2004/05	12FEB/19FEB	10	PANORAMA
40	HARPER Brent	32	15.33	2009/10	16JAN	7	WESTERN YOUTH CENT
41	PANSINI Angelo	33	17.42	2015/16	06FEB/13FEB	9	COROMANDEL RAMBLER
42	WILLIAMS Rowan	33	20.04	2012/13	03NOV/10NOV	3	WESTERN YOUTH CENT
43	McNAMARA Trinity	33	24.08	1996/97	14DEC/21DEC	6	ST GEORGE
44	FROST Justin	35	28.08	2008/09	07MAR/14MAR	11	NORTH HAVEN
45	CRAIGIE Grant	36	21.92	1988/89	17DEC/24DEC	6	STATE BANK
46	HUCKSTEPP Craig	37	16.58	1993/94	06NOV	3	PLYMPTON FOOTBALLE
47	BRAMMY Simon	37	19.12	1997/98	21FEB/28FEB	10	GLENELG ANA
48	PARHAM Trevor	39	10.53	1982/83	11DEC/18DEC	5	MITSUBISHI
49	BROWN Mike	39	19.10	1990/91	23MAR/24MAR	GF	ANZ BANK
50	MARSHALL Ashley	39	22.11	1999/00	08JAN/15JAN	7	NORTH HAVEN
51	MYSTUIK Simon	41	17.33	2008/09	18OCT/25OCT	2	PLYMPTON FOOTBALLE
52	YOUNG Peter	45	13.32	2002/03	09NOV/16NOV	3	MORPHETTVILLE PARK
53	BROWN David F	47	14.61	1998/99	20FEB/27FEB	10	SHEIDOW PARK
54	CONLEY Andrew	47	20.04	1993/94	22JAN/29JAN	8	MITCHELL PARK
55	TONKIN Braedon	52	27.02	2012/13	20OCT/27OCT	2	ICC SHARKS
56	DENIET Josh	53	32.72	2012/13	01DEC/08DEC	5	SOUTH ROAD
57	GREEN Anthony	55	22.46	2011/12	26NOV/03DEC	5	PLYMPTON FOOTBALLE
58	HODGE David	57	13.40	1985/86	14DEC/21DEC	5	SOUTH ROAD
59	DEY Richard	65	20.69	1999/00	25MAR/26MAR	GF	KESWICK
60	GIBBIE Mick	82	21.32	1998/99	09JAN/16JAN	7	BANK SA
61	SMITH John	94	16.87	1991/92	21MAR/22MAR	FS	SEAVIEW DOWNS

QUICKEST TO BOWLING MILESTONES CONTINUED...

Rank	Player Name	Matches taken	Bowling Average	Year	Match when Milestone was achieved Date	Rnd	Opposition
50 WICKETS CONTINUED...							
62	TEMBY Paul	129	17.92	2012/13	17NOV/24NOV	4	MORPHETTVILLE PARK
63	CONROY Jason	138	21.90	2012/13	03NOV/10NOV	3	MORPHETTVILLE PARK
64	ROWE Brenton	144	19.56	2010/11	27NOV/04DEC	5	PANORAMA
65	HUXTABLE Andrew	154	16.74	2009/10	14NOV/21NOV	4	PLYMPTON FOOTBALLE
66	SCHULTZ Kristian	191	24.73	2015/16	24OCT/31OCT	2	GLENELG ANA
67	GIBBIE Dom	228	25.12	2011/12	03MAR/10MAR	11	SHEIDOW PARK

QUICKEST TO FIELDING MILESTONES

Rank	Player Name	Matches taken	Catch/Match	Year	Match when Milestone was achieved Date	Rnd	Opposition
150 CATCHES							
1	HUGHES Peter	305	0.50	2011/12	04FEB/11FEB	9	SOUTHERN
100 CATCHES							
1	CONROY Jason	169	0.59	2015/16	10OCT/17OCT	1	SHEIDOW PARK
2	HUGHES Peter	196	0.52	2002/03	23NOV	4	KENILWORTH
3	CONLEY Andrew	211	0.47	2010/11	22JAN/29JAN	8	SHEIDOW PARK
4	HODGE Andrew	222	0.45	2002/03	22FEB/01MAR	10	WESTERN YOUTH CENT
5	EDWARDS Rob	240	0.42	2004/05	20NOV/27NOV	4	SOUTHERN
6	PARHAM Trevor	267	0.37	2005/06	05NOV/12NOV	3	SEATON RAMBLERS
7	SMITH John	287	0.35	2011/12	07JAN/14JAN	7	COROMANDEL RAMBLER
50 CATCHES							
1	CONROY Brian	72	0.71	1987/88	12DEC/19DEC	5	ROSEWATER
2	DEY Richard	78	0.64	2001/02	04NOV/11NOV	3	MORPHETTVILLE PARK
3	CONROY Jason	83	0.60	2000/01	18NOV/25NOV	4	SOUTHERN
4	PALMER Dave	86	0.58	2004/05	20NOV/27NOV	4	SOUTH ROAD
5	HUGHES Peter	88	0.57	1993/94	09OCT/16OCT	1	PLYMPTON FOOTBALLE
6	CONLEY Andrew	89	0.56	1997/98	13DEC/20DEC	6	COROMANDEL RAMBLER
7	COOMBE Peter A	91	0.55	1991/92	30NOV/07DEC	4	KESWICK
8	BROWNE Noel	94	0.54	2006/07	04NOV/11NOV	3	ST GEORGE
9	ALSOP Greg	100	0.50	2006/07	18NOV/25NOV	4	PLYMPTON FOOTBALLE
10	PARHAM Trevor	102	0.49	1989/90	28OCT/04NOV	2	SOUTH ROAD
11	TEMBY Paul	109	0.46	2010/11	11DEC/18DEC	6	MITCHELL PARK
12	BURNETT Bill	110	0.45	1991/92	11JAN/18JAN	7	COROMANDEL
13	DAVIDSON Phil	112	0.45	2003/04	10JAN/17JAN	7	COROMANDEL RAMBLER
14	BROWN David F	114	0.44	2005/06	05NOV/12NOV	3	ICC SHARKS
15	WILLCOX Steve	121	0.41	2006/07	03FEB/10FEB	9	COROMANDEL
16	WILLIAMS Scott	123	0.41	2001/02	02MAR/09MAR	11	SOUTH ROAD
17	HODGE Andrew	124	0.40	1993/94	23OCT/30OCT	2	PANORAMA
18	SMITH John	124	0.40	1995/96	21OCT/28OCT	2	BANK SA
19	WILLIAMS John	126	0.40	1996/97	23NOV/30NOV	4	CAMPB'TOWN/ANZ
20	EDWARDS Rob	127	0.39	1994/95	07JAN/14JAN	7	MITSUBISHI
21	MARSHALL Ashley	128	0.39	2007/08	05JAN/12JAN	7	BELAIR
22	CRAIGIE Grant	138	0.36	2003/04	06DEC	5	PLYMPTON FOOTBALLE
23	GIBBIE Mick	138	0.36	2003/04	07FEB/14FEB	9	SHEIDOW PARK
24	HUCKSTEPP Craig	139	0.36	2011/12	18MAR/19MAR	FS	MORPHETTVILLE PARK
25	BELL Geoff	146	0.34	1992/93	27MAR/28MAR	GF	NORTH PARK
26	WILLIAMS Mark	153	0.33	2004/05	11DEC/18DEC	6	BELAIR
27	WILKIN Anthony	169	0.30	2005/06	04MAR/11MAR	11	GLENELG ANA
QUICKEST & SLOWEST TO 25 CATCHES							
1	LANDORF Jason	29	0.90	1996/97	01MAR/08MAR	11	SOUTH ROAD
2	CONROY Brian	33	0.76	1984/85	20OCT/27OCT	2	SOUTH ROAD
3	McNAMARA Trinity	38	0.66	1996/97	01MAR/08MAR	11	MODBURY HEIGHTS
4	HEDGER John	40	0.63	1992/93	09JAN/16JAN	7	SOUTH ROAD
49	TONKIN Andrew	91	0.27	2010/11	27NOV/04DEC	5	PANORAMA
50	WILKIN Anthony	100	0.25	1999/00	11DEC/18DEC	6	PLYMPTON FOOTBALLE
51	SCHULTZ Kristian	101	0.25	2007/08	06OCT/13OCT	1	ICC SHARKS
52	ROWE Brenton	105	0.24	2006/07	03FEB/10FEB	9	BELAIR
53	GIBBIE Dom	168	0.15	2006/07	06JAN/13JAN	7	NORTH HAVEN

QUICKEST TO WICKET-KEEPING MILESTONES

Rank	Player Name	WK Matches	Total Matches	Dismiss/ WK Match	Year	Match when Milestone was achieved Date	Rnd	Opposition
300 DISMISSALS								
1	FORSTER Tony	145	151	2.07	1997/98	21FEB/28FEB	10	GLENELG ANA
200 DISMISSALS								
1	FORSTER Tony	104	109	1.96	1994/95	22OCT/29OCT	2	HECTORVILLE
100 DISMISSALS								
1	FORSTER Tony	58	63	1.72	1990/91	08DEC	5	SOUTH ROAD
2	HUXTABLE Andrew	63	118	1.60	2006/07	21OCT/28OCT	2	COROMANDEL RAMBLER
3	FULLER Paul	64	118	1.56	2003/04	06DEC	5	PLYMPTON FOOTBALLE
4	SCHULTZ Kristian	65	160	1.54	2012/13	01DEC/08DEC	5	SOUTH ROAD
5	BROWN Andrew	75	90	1.33	2000/01	03FEB/10FEB	9	KESWICK
50 DISMISSALS								
1	MANOS George	24	25	2.17	1982/83	11DEC/18DEC	5	CIVIL AVIATION
2	SCHULTZ Kristian	28	34	1.82	2000/01	03FEB/10FEB	9	COROMANDEL RAMBLER
3	BARKER Terry	30	30	1.67	1982/83	05FEB/12FEB	8	SOUTH ROAD
4	PEARCE Darren	30	30	1.67	1991/92	04JAN	6	ETSA CAVALIERS
5	BROWN Andrew	30	44	1.67	1996/97	01MAR/08MAR	11	COROMANDEL RAMBLER
6	CRAM Don	31	58	1.65	1988/89	25FEB/04MAR	11	SEAVIEW DOWNS
7	TEMBY Paul	31	47	1.61	2004/05	29JAN/05FEB	9	WESTERN YOUTH CENT
8	FULLER Paul	33	66	1.55	1997/98	10JAN/17JAN	7	BANK SA
9	FLAMANK Paul	33	38	1.55	2013/14	19OCT/26OCT	2	PLYMPTON FOOTBALLE
10	FORSTER Tony	35	40	1.46	1987/88	05MAR/12MAR	11	HECTORVILLE
11	NOBLE Bob	35	107	1.43	1989/90	16DEC/23DEC	6	MITCHELL PARK
12	HUXTABLE Andrew	38	61	1.37	1999/00	09OCT/16OCT	1	WESTMINSTER O.S.
13	DEY Cameron	43	97	1.19	2000/01	03MAR/10MAR	11	PLYMPTON FOOTBALLE
14	ROWE Brenton	52	107	0.96	2006/07	03MAR/10MAR	11	SHEIDOW PARK

DIVISION 1 MILESTONES

QUICKEST TO BATTING MILESTONES IN DIVISION 1

Rank	Player Name	Matches taken	Batting Average	Year	Match when Milestone was achieved Date	Rnd	Opposition
4000 RUNS							
1	CONLEY Andrew	154	28.65	2005/06	18FEB/25FEB	10	MORPHETTVILLE PARK
3000 RUNS							
1	BURNETT Bill	116	31.76	1997/98	21FEB/28FEB	10	GLENELG ANA
2	CONLEY Andrew	120	28.33	2001/02	17NOV/24NOV	4	GLENELG ANA
3	WILLIAMS John	134	28.63	1998/99	07NOV/14NOV	3	HECTORVILLE
2000 RUNS							
1	BURNETT Bill	84	30.13	1994/95	22OCT/29OCT	2	HECTORVILLE
2	CONLEY Andrew	84	28.60	1997/98	11OCT/18OCT	1	PLYMPTON FOOTBALLE
3	WILLIAMS Mark	85	26.81	2001/02	16FEB/23FEB	10	COROMANDEL RAMBLER
4	PARHAM Trevor	94	23.28	2000/01	03FEB/10FEB	9	COROMANDEL RAMBLER
5	SCHULTZ Kristian	95	19.62	2006/07	03MAR/10MAR	11	ICC SHARKS
6	WILLIAMS John	103	26.03	1995/96	21OCT/28OCT	2	MITCHELL PARK
7	FORSTER Tony	130	23.03	1996/97	01MAR/08MAR	11	SOUTH ROAD
1000 RUNS							
1	O'CONNELL Lachlan	20	48.81	2001/02	05JAN/12JAN	7	COROMANDEL
2	BURNETT Bill	37	33.70	1989/90	03MAR/10MAR	11	HECTORVILLE
3	PARHAM Trevor	37	27.65	1988/89	28JAN/04FEB	9	KENILWORTH
4	GIBBIE Mick	38	26.95	1993/94	26MAR/27MAR	GF	HECTORVILLE
5	HEDGER John	42	27.92	1993/94	05FEB/12FEB	9	PANORAMA
6	WILLIAMS Mark	45	24.88	1997/98	08NOV/15NOV	3	PANORAMA
7	HARRISON Graham	47	25.98	1998/99	21NOV/28NOV	4	COROMANDEL RAMBLER
8	ALSOP Greg	47	20.63	2005/06	10DEC/17DEC	6	WESTMINSTER O.S.
9	WILLIAMS John	49	24.31	1989/90	20JAN/27JAN	8	KESWICK
10	SCHULTZ Kristian	53	18.94	2002/03	08MAR/15MAR	11	COROMANDEL
11	CONLEY Andrew	58	22.80	1994/95	04FEB/11FEB	9	COROMANDEL
12	DAVIDSON Phil	62	16.16	2003/04	06MAR/13MAR	11	WESTERN YOUTH CENT
13	HUGHES Peter	67	15.48	2004/05	29JAN/05FEB	9	WESTERN YOUTH CENT
14	FORSTER Tony	68	21.13	1991/92	11JAN/18JAN	7	COROMANDEL

QUICKEST TO BOWLING MILESTONES IN DIVISION 1

Rank	Player Name	Matches taken	Bowling Average	Year	Match when Milestone was achieved Date	Rnd	Opposition
300 WICKETS							
1	WILLIAMS John	132	15.25	1997/98	21MAR/22MAR	FS	PANORAMA
250 WICKETS							
1	WILLIAMS John	110	15.53	1995/96	02MAR/09MAR	11	COROMANDEL
200 WICKETS							
1	WILKIN Anthony	86	16.99	2001/02	02FEB/09FEB	9	ICC SHARKS
2	WILLIAMS John	88	15.67	1993/94	05MAR/12MAR	11	ADELAIDE CAVALIERS
150 WICKETS							
1	COOMBE Peter A	58	16.46	1992/93	27MAR/28MAR	GF	ANZ BANK
2	WILLIAMS John	66	16.61	1990/91	23MAR/24MAR	GF	PLYMPTON FOOTBALLE
3	WILKIN Anthony	70	16.83	2000/01	18NOV/25NOV	4	PLYMPTON FOOTBALLE
4	CONLEY Andrew	110	19.47	1999/00	04MAR/11MAR	11	KESWICK
100 WICKETS							
1	COOMBE Peter A	42	17.08	1989/90	17FEB/24FEB	10	PORT DISTRICT
2	BURTENSHAW Dave	43	16.84	2001/02	17NOV/24NOV	4	GLENELG ANA
3	DENIET Scott	44	22.25	2006/07	06JAN/13JAN	7	NORTH HAVEN
4	WILLIAMS John	48	17.66	1989/90	06JAN/13JAN	7	COROMANDEL RAMBLER
5	WILKIN Anthony	53	17.56	1996/97	26OCT/02NOV	2	KESWICK
6	WILLIAMS Scott	60	20.37	1998/99	24OCT/31OCT	2	PANORAMA
7	BROWNE Noel	61	24.29	1997/98	24JAN/31JAN	8	MORPHETTVILLE PARK
8	CONLEY Andrew	72	18.49	1995/96	16MAR/17MAR	FS	SOUTH ROAD

QUICKEST TO WICKET-KEEPING MILESTONES IN DIVISION 1

Rank	Player Name	WK Matches	Total Matches	Dismiss/ WK Match	Year	Match when Milestone was achieved Date	Rnd	Opposition
300 DISMISSALS								
1	FORSTER Tony	142	144	2.13	1997/98	21MAR/22MAR	FS	PANORAMA
200 DISMISSALS								
1	FORSTER Tony	100	102	2.01	1994/95	19NOV/26NOV	4	PLYMPTON FOOTBALLE
100 DISMISSALS								
1	FORSTER Tony	56	57	1.79	1990/91	19JAN/26JAN	8	COROMANDEL RAMBLER
50 DISMISSALS								
1	SCHULTZ Kristian	27	29	1.89	2000/01	03FEB/10FEB	9	COROMANDEL RAMBLER
2	FORSTER Tony	34	35	1.56	1988/89	19NOV/26NOV	4	KESWICK

RUNS IN EACH GRADE

Player Name	A	B	C	D	Total
PARHAM Trevor	3755 @ 25	1977 @ 22	1713 @ 30	184 @ 23	7629 @ 25
CONLEY Andrew	4365 @ 29	704 @ 39	2312 @ 41	80 @ 20	7461 @ 32
HUGHES Peter	1118 @ 13	4589 @ 22	996 @ 34	421 @ 42	7124 @ 22
EDWARDS Rob	1246 @ 22	3193 @ 25	2124 @ 36	-	6563 @ 27
HODGE Andrew	1965 @ 29	1012 @ 22	1149 @ 24	2102 @ 50	6228 @ 31
CRAIGIE Grant	211 @ 10	2733 @ 21	1947 @ 38	263 @ 26	5154 @ 24
BURNETT Bill	4945 @ 36	13 @ 13	110 @ 55	-	5068 @ 36
BELL Geoff	246 @ 14	849 @ 15	861 @ 25	2952 @ 31	4908 @ 24
GIBBIE Dom	11 @ 11	1449 @ 16	2411 @ 25	723 @ 20	4594 @ 20
GIBBIE Mick	1887 @ 26	1982 @ 35	-	300 @ 38	4169 @ 30
SMITH John	- @ 0	2184 @ 21	1608 @ 18	301 @ 33	4093 @ 20
SCHULTZ Kristian	4036 @ 21	39 @ 10	17 @ 17	-	4092 @ 21
DAVIDSON Phil	2431 @ 17	1133 @ 25	122 @ 61	362 @ 52	4048 @ 21
CONROY Brian	279 @ 23	2644 @ 32	190 @ 24	920 @ 38	4033 @ 32
WILLIAMS Mark	2521 @ 25	1360 @ 27	65 @ 33	-	3946 @ 26
PALMER Dave	448 @ 12	2390 @ 23	360 @ 20	291 @ 17	3489 @ 19
WILLIAMS John	3243 @ 27	117 @ 29	-	-	3360 @ 28
TEMBY Paul	2106 @ 21	641 @ 18	177 @ 30	240 @ 27	3164 @ 21
BURNETT Tom	2370 @ 29	491 @ 18	110 @ 22	176	3147 @ 28
DEY Richard	1146 @ 16	1383 @ 20	226 @ 21	330 @ 41	3085 @ 19
FORSTER Tony	2763 @ 26	68 @ 23	-	-	2831 @ 26
ALSOP Greg	1328 @ 19	1443 @ 40	36 @ 18	-	2807 @ 26
HUXTABLE Andrew	741 @ 13	358 @ 15	1384 @ 20	54 @ 27	2537 @ 17
MARSHALL Ashley	232 @ 10	894 @ 13	809 @ 16	546 @ 17	2481 @ 14
NOBLE Bob	411 @ 15	2067 @ 27	-	-	2478 @ 24
DALY Mick	233 @ 17	1427 @ 22	751 @ 36	-	2411 @ 24
MONAHAN Phil	59 @ 30	1285 @ 18	750 @ 24	279 @ 25	2373 @ 21
HEDGER John	1871 @ 23	272 @ 21	34 @ 34	182 @ 18	2359 @ 22
GIBBIE John	-	1 @ 1	34 @ 34	2266 @ 30	2301 @ 29
LIPSETT Wes	2175 @ 35	-	38 @ 38	-	2213 @ 35
TONKIN Andrew	386 @ 15	763 @ 14	601 @ 27	331 @ 24	2081 @ 18
CONROY Jason	86 @ 7	223 @ 7	1424 @ 14	347 @ 20	2080 @ 13
ROWE Brenton	22 @ 4	1076 @ 12	651 @ 14	205 @ 29	1954 @ 13
FULLER Paul	85 @ 14	1804 @ 17	21 @ 11	29 @ 29	1939 @ 17
WILLCOX Steve	23	202 @ 13	955 @ 19	681 @ 16	1861 @ 18
O'CONNELL Lachla	1646 @ 39	65 @ 65	120 @ 24	-	1831 @ 38
BROWN David F	-	23 @ 4	1037 @ 15	769 @ 15	1829 @ 14
McNAMARA Trinity	747 @ 32	267 @ 27	708 @ 23	102 @ 20	1824 @ 26
CRAM Don	50 @ 13	965 @ 19	335 @ 20	383 @ 14	1733 @ 18
WILKIN Anthony	374 @ 8	953 @ 13	169 @ 8	159 @ 27	1655 @ 11
HARRISON Graham	1099 @ 27	329 @ 30	-	207 @ 207	1635 @ 31
COOMBE Peter A	1286 @ 37	165 @ 33	29 @ 15	125 @ 25	1605 @ 34
HOLST Bill	137 @ 11	725 @ 18	526 @ 38	45 @ 9	1433 @ 20
SWIFT Andrew	-	194 @ 11	457 @ 15	766 @ 21	1417 @ 17
DEANE Andrew	895 @ 24	512 @ 27	-	-	1407 @ 25
HALL Michael	- @ 0	838 @ 23	302 @ 17	261 @ 26	1401 @ 21
DEY Cameron	-	35 @ 6	482 @ 12	832 @ 15	1349 @ 13
BROWNE Noel	445 @ 13	175 @ 18	532 @ 24	181 @ 18	1333 @ 17
HODGE David	356 @ 15	474 @ 21	394 @ 39	62 @ 9	1286 @ 20
RUSSELL Nic	551 @ 22	172 @ 29	178 @ 59	270 @ 54	1171 @ 30
EMERY Peter	-	28 @ 28	580 @ 23	535 @ 54	1143 @ 32
MANOS George	23 @ 23	1109 @ 23	-	-	1132 @ 23
GREEN Anthony	2 @ 1	114 @ 10	805 @ 21	202 @ 11	1123 @ 16
PANSINI Angelo	125 @ 31	298 @ 60	453 @ 30	239 @ 120	1115 @ 43
LUONG Bang	-	85 @ 9	322 @ 15	705 @ 17	1112 @ 15
BROWN Mike	-	153 @ 10	839 @ 22	51 @ 13	1043 @ 18
DENIET Josh	775 @ 18	64 @ 13	194 @ 16	-	1033 @ 18
MITCHELL Rick	974 @ 31	25 @ 25	-	-	999 @ 31
STEER Peter	421 @ 21	387 @ 22	128 @ 26	53 @ 53	989 @ 22
BROWN Andrew	-	-	255 @ 6	709 @ 9	964 @ 8

WICKETS IN EACH GRADE

Player Name	A	B	C	D	Total
WILKIN Anthony	212 @ 17	240 @ 16	76 @ 16	38 @ 14	566 @ 16
BELL Geoff	130 @ 16	192 @ 18	5 @ 41	141 @ 15	468 @ 17
SMITH John	-	93 @ 24	300 @ 15	17 @ 22	410 @ 17
MARSHALL Ashley	88 @ 15	150 @ 17	94 @ 19	62 @ 20	394 @ 18
WILLIAMS John	314 @ 16	12 @ 16	-	-	326 @ 16
WILLIAMS Scott	182 @ 21	115 @ 15	22 @ 21	6 @ 19	325 @ 19
COOMBE Peter A	231 @ 16	21 @ 17	6 @ 16	17 @ 9	275 @ 15
BROWN David F	-	13 @ 29	176 @ 18	82 @ 16	271 @ 18
GIBBIE John	-	9 @ 12	3 @ 59	243 @ 15	255 @ 15
BROWNE Noel	110 @ 26	44 @ 20	59 @ 28	31 @ 14	244 @ 24
CRAIGIE Grant	13 @ 25	212 @ 21	4 @ 21	-	229 @ 22
HUCKSTEPP Craig	17 @ 28	84 @ 19	76 @ 18	32 @ 17	209 @ 19
MAZURKE Danny	6 @ 42	80 @ 19	94 @ 16	-	180 @ 18
WILLCOX Steve	-	37 @ 26	77 @ 27	62 @ 21	176 @ 25
GIBBIE Mick	25 @ 23	130 @ 18	-	21 @ 13	176 @ 18
CONLEY Andrew	158 @ 21	8 @ 20	9 @ 19	-	175 @ 21
DENIET Scott	123 @ 22	29 @ 15	7 @ 8	12 @ 15	171 @ 20
TONKIN Andrew	35 @ 24	72 @ 23	39 @ 24	12 @ 34	158 @ 24
SINCLAIR Bob	121 @ 11	26 @ 13	-	9 @ 30	156 @ 13
SIDON Brendon	129 @ 23	12 @ 20	14 @ 15	-	155 @ 22
PAPAGALLO Frank	125 @ 16	24 @ 12	-	-	149 @ 15
BURTENSHAW Dave	137 @ 17	-	-	-	137 @ 17
McNAMARA Trinity	31 @ 17	22 @ 23	75 @ 15	9 @ 24	137 @ 17
RUSBY Shane	99 @ 15	32 @ 16	-	-	131 @ 15
BRAMMY Simon	56 @ 22	50 @ 21	13 @ 17	10 @ 10	129 @ 20
SCOTT Ron	2 @ 51	40 @ 22	71 @ 20	11 @ 13	124 @ 20
DEANE Andrew	41 @ 23	83 @ 12	-	-	124 @ 16
HUMPHERY Peter	-	-	53 @ 29	71 @ 23	124 @ 26
WILLIAMS Rowan	100 @ 20	17 @ 22	-	-	117 @ 20
GREEN Anthony	-	7 @ 39	77 @ 23	32 @ 19	116 @ 23
PATMORE Dave	3 @ 9	108 @ 11	-	-	111 @ 11
BROWN Mike	-	27 @ 24	76 @ 19	1 @ 76	104 @ 21
LYNE Mick	12 @ 27	45 @ 23	12 @ 12	31 @ 16	100 @ 20
PARHAM Trevor	65 @ 13	26 @ 31	2 @ 27	-	93 @ 19
HURCOMBE Peter	76 @ 15	15 @ 18	-	-	91 @ 15
DENIET Josh	61 @ 28	7 @ 44	22 @ 33	-	90 @ 30
STEER Peter	18 @ 25	61 @ 19	6 @ 20	-	85 @ 20
HODGE David	17 @ 12	55 @ 20	6 @ 23	4 @ 26	82 @ 19
ISLAM Robiul	70 @ 14	12 @ 18	-	-	82 @ 14
DEY Richard	14 @ 20	41 @ 20	12 @ 26	14 @ 19	81 @ 21

RUNS IN EACH DIVISION

Player Name	1	2	3	4	5	6	7	Total
PARHAM Trevor	2120 @ 23	2007 @ 23	745 @ 26	372 @ 31	746 @ 32	1149 @ 23	490 @ 45	7629 @ 25
CONLEY Andrew	4291 @ 29	238 @ 34	-	540 @ 39	235 @ 18	2077 @ 47	80 @ 20	7461 @ 32
HUGHES Peter	1073 @ 14	1878 @ 19	1643 @ 22	1505 @ 32	106 @ 35	555 @ 28	364 @ 40	7124 @ 22
EDWARDS Rob	702 @ 23	2626 @ 22	1003 @ 33	448 @ 30	1693 @ 38	8	83 @ 28	6563 @ 27
HODGE Andrew	767 @ 21	738 @ 25	428 @ 23	1189 @ 24	1692 @ 45	1414 @ 46	-	6228 @ 31
CRAIGIE Grant	183 @ 10	1732 @ 21	900 @ 22	158 @ 12	137 @ 69	1781 @ 39	263 @ 26	5154 @ 24
BURNETT Bill	3026 @ 32	885 @ 40	432 @ 72	405 @ 34	320 @ 53	-	-	5068 @ 36
BELL Geoff	59 @ 12	466 @ 14	144 @ 8	336 @ 31	1760 @ 30	1660 @ 27	483 @ 25	4908 @ 24
GIBBIE Dom	11 @ 11	719 @ 18	461 @ 13	1285 @ 23	1225 @ 31	631 @ 18	262 @ 14	4594 @ 20
GIBBIE Mick	1887 @ 26	1601 @ 33	381 @ 48	-	255 @ 43	32 @ 32	13 @ 13	4169 @ 30
SMITH John	-	630 @ 16	609 @ 19	1325 @ 27	728 @ 20	500 @ 21	301 @ 17	4093 @ 20
SCHULTZ Kristian	2001 @ 20	2064 @ 22	-	27 @ 14	-	-	-	4092 @ 21
DAVIDSON Phil	1680 @ 16	1379 @ 21	462 @ 33	165 @ 41	79 @ 40	283 @ 57	-	4048 @ 21
CONROY Brian	279 @ 23	308 @ 24	951 @ 28	335 @ 28	796 @ 50	1364 @ 35	-	4033 @ 32
WILLIAMS Mark	2521 @ 25	683 @ 21	677 @ 36	65 @ 33	-	-	-	3946 @ 26
PALMER Dave	124 @ 9	772 @ 14	1093 @ 21	1157 @ 30	51 @ 26	292 @ 16	-	3489 @ 19
WILLIAMS John	3147 @ 28	104 @ 17	109 @ 36	-	-	-	-	3360 @ 28
TEMPE Paul	818 @ 23	1476 @ 20	102 @ 17	351 @ 18	332 @ 28	85 @ 28	-	3164 @ 21
BURNETT Tom	516 @ 19	825 @ 20	470 @ 26	582 @ 45	200 @ 25	480 @ 80	74 @ 74	3147 @ 28
DEY Richard	417 @ 14	1054 @ 16	373 @ 22	790 @ 25	244 @ 31	207 @ 52	- @ 0	3085 @ 19
FORSTER Tony	2698 @ 26	65 @ 22	68 @ 23	-	-	-	-	2831 @ 26
ALSOP Greg	1328 @ 19	776 @ 31	667 @ 61	36 @ 18	-	-	-	2807 @ 26
HUXTABLE Andrew	283 @ 11	774 @ 15	42 @ 14	430 @ 22	866 @ 20	142 @ 18	-	2537 @ 17
MARSHALL Ashley	6 @ 2	269 @ 10	218 @ 10	1062 @ 15	699 @ 17	214 @ 24	13 @ 7	2481 @ 14
NOBLE Bob	83 @ 10	483 @ 14	962 @ 32	148 @ 21	320 @ 64	217 @ 24	265 @ 24	2478 @ 24
DALY Mick	-	324 @ 10	657 @ 24	109 @ 27	58 @ 19	1218 @ 37	45 @ 23	2411 @ 24
MONAHAN Phil	59 @ 30	-	655 @ 14	630 @ 27	265 @ 27	485 @ 23	279 @ 25	2373 @ 21
HEDGER John	1871 @ 23	95 @ 19	177 @ 22	24 @ 24	10	182 @ 18	-	2359 @ 22
GIBBIE John	-	- @ 0	1 @ 1	34 @ 34	1217 @ 30	1049 @ 29	-	2301 @ 29
LIPSETT Wes	-	2175 @ 35	-	-	-	38 @ 38	-	2213 @ 35
TONKIN Andrew	29 @ 5	475 @ 15	403 @ 16	506 @ 18	-	273 @ 30	395 @ 26	2081 @ 18
CONROY Jason	10 @ 3	180 @ 8	62 @ 6	574 @ 13	659 @ 14	555 @ 18	40 @ 40	2080 @ 13
ROWE Brenton	20 @ 5	307 @ 10	560 @ 13	749 @ 13	67 @ 13	205 @ 29	46 @ 23	1954 @ 13
FULLER Paul	85 @ 14	1571 @ 18	232 @ 12	7 @ 4	15 @ 15	-	29 @ 29	1939 @ 17
WILLCOX Steve	-	98 @ 20	127 @ 13	433 @ 19	427 @ 13	703 @ 21	73 @ 37	1861 @ 18
O'CONNELL Lachla	1646 @ 39	65 @ 65	-	-	92 @ 31	28 @ 14	-	1831 @ 38
BROWN David F	-	7 @ 2	7 @ 7	496 @ 14	550 @ 15	643 @ 14	126 @ 18	1829 @ 14
McNAMARA Trinity	73 @ 24	808 @ 31	111 @ 56	341 @ 19	440 @ 23	51 @ 51	-	1824 @ 26
CRAM Don	4 @ 4	651 @ 21	288 @ 19	72 @ 10	149 @ 17	569 @ 16	-	1733 @ 18
WILKIN Anthony	374 @ 8	497 @ 13	185 @ 9	271 @ 17	31 @ 16	191 @ 10	106 @ 18	1655 @ 11
HARRISON Graham	1099 @ 27	232 @ 29	97 @ 32	-	-	207 @ 207	-	1635 @ 31
COOMBE Peter A	622 @ 30	648 @ 54	181 @ 26	-	130 @ 26	24 @ 12	-	1605 @ 34
HOLST Bill	131 @ 10	345 @ 18	367 @ 19	280 @ 31	156 @ 22	154 @ 26	-	1433 @ 20
SWIFT Andrew	-	122 @ 10	58 @ 15	294 @ 20	115 @ 13	765 @ 19	63 @ 16	1417 @ 17
DEANE Andrew	846 @ 26	49 @ 8	387 @ 30	125 @ 21	-	-	-	1407 @ 25
HALL Michael	- @ 0	534 @ 21	304 @ 25	90 @ 15	388 @ 23	85 @ 17	-	1401 @ 21
DEY Cameron	-	29 @ 7	6 @ 3	226 @ 11	634 @ 15	432 @ 14	22 @ 22	1349 @ 13
BROWNE Noel	444 @ 13	120 @ 17	13 @ 13	43 @ 22	177 @ 22	459 @ 24	77 @ 15	1333 @ 17
HODGE David	-	153 @ 15	123 @ 21	49 @ 10	296 @ 17	665 @ 27	-	1286 @ 20
RUSSELL Nic	-	551 @ 22	122 @ 24	50 @ 50	176 @ 88	2 @ 2	270 @ 54	1171 @ 30
EMERY Peter	-	-	28 @ 28	284 @ 24	166 @ 18	665 @ 48	-	1143 @ 32
MANOS George	16	7 @ 7	178 @ 22	136 @ 19	286 @ 29	339 @ 26	170 @ 17	1132 @ 23
GREEN Anthony	2 @ 2	60 @ 15	18 @ 4	211 @ 15	263 @ 15	558 @ 21	11 @ 3	1123 @ 16
PANSINI Angelo	-	125 @ 31	-	298 @ 60	12 @ 6	441 @ 34	239 @ 120	1115 @ 43
LUONG Bang	-	85 @ 9	-	267 @ 14	307 @ 15	453 @ 19	-	1112 @ 15
BROWN Mike	-	78 @ 9	75 @ 11	376 @ 25	39 @ 8	475 @ 21	-	1043 @ 18
DENIET Josh	-	775 @ 18	63 @ 13	1	- @ 0	180 @ 18	14 @ 14	1033 @ 18
MITCHELL Rick	974 @ 31	-	25 @ 25	-	-	-	-	999 @ 31
STEER Peter	45 @ 6	516 @ 25	-	324 @ 27	104 @ 35	-	-	989 @ 22
BROWN Andrew	-	-	-	67 @ 7	465 @ 7	422 @ 9	10 @ 5	964 @ 8

WICKETS IN EACH DIVISION

Player Name	1	2	3	4	5	6	7	Total
WILKIN Anthony	212 @ 17	158 @ 14	48 @ 20	34 @ 19	4 @ 35	75 @ 15	35 @ 14	566 @ 16
BELL Geoff	44 @ 20	88 @ 26	91 @ 15	64 @ 12	61 @ 17	81 @ 14	39 @ 12	468 @ 17
SMITH John	-	56 @ 26	25 @ 25	150 @ 15	94 @ 17	51 @ 15	34 @ 17	410 @ 17
MARSHALL Ashley	1 @ 73	91 @ 15	47 @ 16	137 @ 19	83 @ 18	22 @ 22	13 @ 9	394 @ 18
WILLIAMS John	312 @ 16	2 @ 32	12 @ 15	-	-	-	-	326 @ 16
WILLIAMS Scott	138 @ 22	111 @ 15	23 @ 17	26 @ 20	14 @ 28	13 @ 12	-	325 @ 19
COOMBE Peter A	153 @ 17	53 @ 16	46 @ 13	-	17 @ 12	6 @ 7	-	275 @ 15
BROWN David F	-	4 @ 16	5 @ 43	82 @ 18	87 @ 17	75 @ 17	18 @ 15	271 @ 18
GIBBIE John	-	7 @ 10	2 @ 22	3 @ 59	105 @ 16	138 @ 13	-	255 @ 15
BROWNE Noel	109 @ 26	33 @ 18	1 @ 38	11 @ 23	16 @ 25	63 @ 23	11 @ 24	244 @ 24
CRAIGIE Grant	13 @ 25	138 @ 23	72 @ 19	6 @ 16	-	-	-	229 @ 22
HUCKSTEPP Craig	17 @ 28	64 @ 20	19 @ 18	34 @ 15	11 @ 16	64 @ 18	-	209 @ 19
MAZURKE Danny	3 @ 79	38 @ 18	19 @ 19	21 @ 25	42 @ 12	52 @ 15	5 @ 26	180 @ 18
WILLCOX Steve	-	3 @ 92	33 @ 20	28 @ 38	43 @ 26	64 @ 18	5 @ 20	176 @ 25
GIBBIE Mick	25 @ 23	106 @ 20	24 @ 11	-	18 @ 14	-	3 @ 10	176 @ 18
CONLEY Andrew	158 @ 21	8 @ 20	-	-	3 @ 7	6 @ 25	-	175 @ 21
DENIET Scott	103 @ 23	24 @ 19	25 @ 13	-	19 @ 13	-	-	171 @ 20
TONKIN Andrew	9 @ 25	49 @ 22	27 @ 28	48 @ 22	-	12 @ 21	13 @ 37	158 @ 24
SINCLAIR Bob	-	-	4 @ 48	31 @ 17	73 @ 10	48 @ 12	-	156 @ 13
SIDON Brendon	75 @ 26	59 @ 21	2 @ 15	10 @ 14	-	9 @ 9	-	155 @ 22
PAPAGALLO Frank	42 @ 18	63 @ 14	16 @ 13	-	10 @ 21	-	18 @ 10	149 @ 15
BURTENSHAW Dave	137 @ 17	-	-	-	-	-	-	137 @ 17
McNAMARA Trinity	-	37 @ 20	12 @ 16	24 @ 25	60 @ 13	4 @ 10	-	137 @ 17
RUSBY Shane	99 @ 15	21 @ 18	11 @ 13	-	-	-	-	131 @ 15
BRAMMY Simon	45 @ 22	60 @ 21	1 @ 45	4 @ 21	1 @ 27	18 @ 11	-	129 @ 20
SCOTT Ron	2 @ 51	16 @ 32	24 @ 15	68 @ 19	1 @ 76	5 @ 23	8 @ 13	124 @ 20
DEANE Andrew	37 @ 23	4 @ 21	66 @ 12	17 @ 11	-	-	-	124 @ 16
HUMPHERY Peter	-	-	-	25 @ 31	48 @ 28	51 @ 22	-	124 @ 26
WILLIAMS Rowan	-	100 @ 20	17 @ 22	-	-	-	-	117 @ 20
GREEN Anthony	-	2 @ 42	5 @ 24	9 @ 40	22 @ 24	72 @ 19	6 @ 24	116 @ 23
PATMORE Dave	-	-	-	8 @ 18	33 @ 9	44 @ 11	26 @ 12	111 @ 11
BROWN Mike	-	15 @ 32	12 @ 13	32 @ 22	11 @ 18	34 @ 18	-	104 @ 21
LYNE Mick	12 @ 27	22 @ 28	23 @ 19	5 @ 25	33 @ 12	4 @ 10	1 @ 52	100 @ 20
PARHAM Trevor	11 @ 26	19 @ 36	14 @ 13	18 @ 13	15 @ 14	16 @ 10	-	93 @ 19
HURCOMBE Peter	-	-	1 @ 92	19 @ 22	41 @ 14	30 @ 11	-	91 @ 15
DENIET Josh	-	61 @ 28	7 @ 38	-	-	18 @ 28	4 @ 53	90 @ 30
STEER Peter	10 @ 33	25 @ 25	-	45 @ 15	5 @ 18	-	-	85 @ 20
HODGE David	-	13 @ 26	26 @ 20	4 @ 19	9 @ 22	30 @ 14	-	82 @ 19
ISLAM Robiul	-	70 @ 14	-	12 @ 18	-	-	-	82 @ 14
DEY Richard	14 @ 20	23 @ 20	18 @ 18	11 @ 29	11 @ 14	3 @ 39	1 @ 12	81 @ 21

RUNS IN EACH ROUND

Player Name	1	2	3	4	5	6	7	8	9	10	11	12	FS	GF	Total
PARHAM Trevor	696 @ 26	731 @ 25	715 @ 31	510 @ 18	397 @ 16	640 @ 22	698 @ 24	867 @ 26	883 @ 37	350 @ 29	804 @ 30	68 @ 68	115 @ 10	155 @ 39	7629 @ 25
CONLEY Andrew	424 @ 21	880 @ 46	384 @ 21	571 @ 32	622 @ 28	627 @ 33	777 @ 43	707 @ 31	579 @ 28	710 @ 34	697 @ 37	-	342 @ 34	141 @ 35	7461 @ 32
HUGHES Peter	495 @ 18	578 @ 19	433 @ 15	717 @ 26	546 @ 22	551 @ 20	583 @ 20	730 @ 28	582 @ 29	582 @ 18	711 @ 25	-	316 @ 29	96 @ 16	7124 @ 22
EDWARDS Rob	545 @ 26	699 @ 37	585 @ 31	704 @ 35	489 @ 29	420 @ 21	598 @ 26	705 @ 32	497 @ 22	708 @ 32	415 @ 18	-	117 @ 12	81 @ 20	6563 @ 27
HODGE Andrew	532 @ 30	755 @ 34	662 @ 29	481 @ 32	621 @ 44	518 @ 29	575 @ 30	579 @ 45	473 @ 28	325 @ 23	456 @ 24	87 @ 44	145 @ 21	19 @ 6	6228 @ 31
CRAIGIE Grant	447 @ 22	435 @ 23	479 @ 22	529 @ 31	277 @ 17	544 @ 34	612 @ 31	319 @ 20	319 @ 18	503 @ 25	567 @ 30	-	115 @ 14	8 @ 4	5154 @ 24
BURNETT Bill	317 @ 40	414 @ 41	357 @ 45	542 @ 49	398 @ 36	316 @ 26	367 @ 31	453 @ 35	262 @ 20	741 @ 57	465 @ 36	52 @ 52	287 @ 29	97 @ 14	5068 @ 36
BELL Geoff	470 @ 28	467 @ 21	484 @ 30	334 @ 20	300 @ 17	406 @ 24	451 @ 25	384 @ 23	399 @ 27	581 @ 29	451 @ 23	41 @ 41	101 @ 20	39 @ 13	4908 @ 24
GIBBIE Don	391 @ 20	461 @ 21	450 @ 26	519 @ 25	326 @ 16	374 @ 18	482 @ 22	362 @ 19	334 @ 19	240 @ 13	542 @ 27	-	81 @ 10	32 @ 32	4594 @ 20
GIBBIE Mick	299 @ 25	270 @ 27	328 @ 36	392 @ 39	396 @ 44	153 @ 14	463 @ 42	242 @ 19	201 @ 17	421 @ 38	430 @ 36	-	241 @ 27	333 @ 37	4169 @ 30
SMITH John	339 @ 17	262 @ 17	314 @ 18	428 @ 25	392 @ 23	414 @ 22	282 @ 16	365 @ 21	432 @ 25	358 @ 21	374 @ 20	12 @ 12	21 @ 4	100 @ 100	4093 @ 20
SCHULTZ Kristian	263 @ 15	394 @ 20	496 @ 29	449 @ 28	333 @ 21	189 @ 14	338 @ 19	307 @ 26	443 @ 22	327 @ 15	417 @ 20	-	136 @ 34	- @ 0	4092 @ 21
DAVIDSON Phil	320 @ 19	336 @ 21	362 @ 23	282 @ 17	286 @ 22	391 @ 28	344 @ 23	460 @ 27	313 @ 15	400 @ 19	389 @ 23	-	80 @ 16	85 @ 21	4048 @ 21
CONROY Brian	287 @ 26	230 @ 16	591 @ 42	377 @ 38	323 @ 32	325 @ 36	485 @ 54	419 @ 42	343 @ 43	175 @ 15	293 @ 24	-	153 @ 31	32 @ 16	4033 @ 32
WILLIAMS Mark	171 @ 17	220 @ 20	372 @ 34	353 @ 27	383 @ 29	435 @ 31	377 @ 27	543 @ 36	208 @ 15	377 @ 25	279 @ 23	-	176 @ 29	52 @ 13	3946 @ 26
PALMER Dave	359 @ 26	440 @ 23	248 @ 18	185 @ 19	222 @ 15	347 @ 25	503 @ 28	209 @ 12	311 @ 21	323 @ 18	247 @ 21	-	45 @ 6	50 @ 10	3489 @ 19
WILLIAMS John	300 @ 27	177 @ 16	449 @ 37	215 @ 22	167 @ 21	260 @ 24	173 @ 22	183 @ 20	327 @ 41	397 @ 40	334 @ 37	-	246 @ 27	132 @ 22	3360 @ 28
TIMNEY Paul	261 @ 24	374 @ 31	122 @ 12	308 @ 21	409 @ 31	360 @ 26	223 @ 16	221 @ 16	129 @ 10	287 @ 18	405 @ 34	-	61 @ 12	4 @ 2	3164 @ 21
TURNER Tom	273 @ 30	402 @ 34	318 @ 29	299 @ 33	403 @ 37	231 @ 23	243 @ 24	292 @ 29	212 @ 18	198 @ 28	235 @ 26	18	10 @ 5	13 @ 7	3147 @ 28
DEY Richard	301 @ 27	194 @ 15	388 @ 24	191 @ 19	201 @ 17	293 @ 23	335 @ 26	199 @ 12	234 @ 17	345 @ 22	221 @ 17	-	137 @ 15	46 @ 12	3085 @ 19
FORSTER Tony	174 @ 29	229 @ 21	246 @ 27	261 @ 29	223 @ 22	178 @ 22	271 @ 23	213 @ 18	138 @ 17	223 @ 32	385 @ 64	-	153 @ 17	137 @ 34	2831 @ 26
ALSOB Greg	207 @ 23	215 @ 27	248 @ 28	245 @ 22	293 @ 37	435 @ 48	230 @ 29	171 @ 21	295 @ 23	152 @ 13	204 @ 19	-	80 @ 80	32 @ 32	2807 @ 26
HUXTABLE Andrew	274 @ 27	261 @ 24	296 @ 20	130 @ 9	204 @ 15	194 @ 18	217 @ 24	87 @ 11	165 @ 13	337 @ 19	269 @ 14	-	74 @ 12	29 @ 10	2537 @ 17
MARSHALL Ashley	280 @ 19	326 @ 25	226 @ 14	156 @ 11	236 @ 17	155 @ 10	149 @ 9	182 @ 10	223 @ 19	236 @ 15	225 @ 14	-	75 @ 19	12 @ 4	2481 @ 14
NOBLE Bob	217 @ 22	184 @ 20	205 @ 17	181 @ 18	123 @ 15	242 @ 27	231 @ 29	167 @ 21	327 @ 41	207 @ 19	212 @ 27	8 @ 8	99 @ 50	75 @ 75	2478 @ 24
DAILY Mick	406 @ 58	154 @ 17	249 @ 36	149 @ 19	166 @ 21	257 @ 32	180 @ 18	164 @ 18	271 @ 27	158 @ 14	200 @ 25	-	44 @ 11	13 @ 7	2411 @ 24
MCNAHAN Phil	152 @ 15	271 @ 23	284 @ 28	203 @ 20	279 @ 31	306 @ 26	151 @ 15	218 @ 22	144 @ 16	125 @ 10	202 @ 20	-	38 @ 38	-	2373 @ 21
HEDGER John	215 @ 36	215 @ 20	193 @ 28	247 @ 27	195 @ 24	143 @ 18	232 @ 26	156 @ 16	313 @ 31	130 @ 11	125 @ 14	-	139 @ 28	56 @ 19	2359 @ 22
GIBBIE John	129 @ 22	202 @ 29	84 @ 14	281 @ 35	143 @ 20	112 @ 16	297 @ 50	101 @ 13	193 @ 48	226 @ 28	280 @ 56	-	71 @ 24	182 @ 46	2301 @ 29
LIPSETT Wes	239 @ 40	96 @ 19	217 @ 36	395 @ 79	164 @ 23	235 @ 39	206 @ 52	74 @ 12	83 @ 42	132 @ 19	166 @ 28	-	137 @ 69	69 @ 69	2213 @ 35
TONKIN Andrew	181 @ 18	191 @ 19	257 @ 23	248 @ 25	258 @ 20	143 @ 12	253 @ 25	100 @ 14	107 @ 12	70 @ 8	269 @ 24	-	4 @ 1	-	2081 @ 18
CONROY Jason	173 @ 14	202 @ 13	144 @ 10	107 @ 11	245 @ 22	245 @ 22	184 @ 13	150 @ 10	106 @ 8	158 @ 9	214 @ 18	-	30 @ 10	22 @ 22	2080 @ 13
ROWE Brenton	247 @ 12	179 @ 11	151 @ 9	183 @ 15	266 @ 24	116 @ 11	150 @ 11	191 @ 15	114 @ 10	241 @ 15	199 @ 14	-	17 @ 17	-	1954 @ 13
FULLER Paul	230 @ 26	137 @ 14	133 @ 15	180 @ 18	110 @ 12	142 @ 16	205 @ 21	210 @ 15	115 @ 10	213 @ 24	172 @ 19	-	90 @ 18	2 @ 1	1939 @ 17
WILLOCK Steve	203 @ 23	158 @ 20	156 @ 26	127 @ 16	165 @ 18	95 @ 11	281 @ 28	58 @ 8	110 @ 11	227 @ 19	235 @ 21	-	22 @ 4	24 @ 12	1861 @ 18
O'CONNELL Lachla	230 @ 33	158 @ 40	88 @ 88	262 @ 66	84 @ 21	151 @ 38	169 @ 42	165 @ 24	150 @ 30	154 @ 51	220 @ 44	-	-	-	1831 @ 38
BROWN David F	185 @ 21	174 @ 12	130 @ 10	223 @ 22	148 @ 16	124 @ 10	189 @ 13	109 @ 9	179 @ 20	139 @ 13	224 @ 20	-	5 @ 2	- @ 0	1829 @ 14
MCNAMARA Trinity	184 @ 23	124 @ 25	123 @ 21	146 @ 29	123 @ 25	158 @ 32	90 @ 15	228 @ 38	261 @ 33	137 @ 23	207 @ 41	-	27 @ 9	16 @ 16	1824 @ 26
GRAM Don	134 @ 17	156 @ 17	202 @ 25	108 @ 15	200 @ 29	203 @ 20	117 @ 13	68 @ 11	133 @ 19	184 @ 14	95 @ 11	-	97 @ 32	36 @ 8	1733 @ 18
WILKIN Anthony	170 @ 15	121 @ 7	147 @ 12	123 @ 9	79 @ 11	147 @ 16	138 @ 17	126 @ 8	194 @ 12	150 @ 10	120 @ 11	-	94 @ 13	46 @ 8	1655 @ 11
HARRISON Graham	60 @ 20	323 @ 46	190 @ 38	181 @ 36	188 @ 38	66 @ 13	58 @ 29	125 @ 42	94 @ 19	104 @ 21	102 @ 34	-	118 @ 30	26 @ 26	1635 @ 31
COOMER Peter A	262 @ 52	98 @ 25	86 @ 17	180 @ 45	175 @ 58	141 @ 28	125 @ 18	31 @ 16	173 @ 87	102 @ 34	153 @ 38	-	62 @ 31	17 @ 17	1605 @ 34
HOLST Bill	71 @ 14	128 @ 21	68 @ 17	50 @ 13	196 @ 33	40 @ 6	209 @ 35	236 @ 39	39 @ 7	219 @ 24	95 @ 11	-	82 @ 27	- @ 0	1433 @ 20
SWIFT Andrew	193 @ 24	123 @ 14	160 @ 32	143 @ 18	95 @ 10	180 @ 20	57 @ 5	135 @ 23	54 @ 11	144 @ 16	105 @ 26	-	28 @ 28	-	1417 @ 17
DEANE Andrew	28 @ 9	110 @ 28	122 @ 24	88 @ 18	158 @ 26	178 @ 28	132 @ 22	122 @ 24	202 @ 51	93 @ 19	89 @ 22	-	32 @ 11	61 @ 61	1407 @ 25
HALL Michael	179 @ 30	105 @ 18	116 @ 19	41 @ 7	126 @ 18	210 @ 27	79 @ 16	103 @ 26	89 @ 22	124 @ 21	134 @ 27	-	87 @ 29	-	1401 @ 21
DEY Cameron	59 @ 8	206 @ 21	142 @ 16	123 @ 18	98 @ 12	50 @ 6	86 @ 8	88 @ 9	233 @ 23	143 @ 13	88 @ 13	-	9 @ 9	24 @ 24	1349 @ 13
BROWNE Noel	70 @ 18	157 @ 31	121 @ 30	132 @ 13	32 @ 11	74 @ 15	49 @ 8	183 @ 61	83 @ 12	136 @ 14	143 @ 18	-	119 @ 15	34 @ 9	1333 @ 17
HODGE David	73 @ 15	131 @ 22	178 @ 25	141 @ 28	37 @ 12	209 @ 30	73 @ 15	47 @ 6	12 @ 4	127 @ 32	128 @ 43	-	88 @ 29	4 @ 2	1286 @ 20
RUSSELL Nic	106 @ 27	49 @ 16	301 @ 75	26 @ 7	48 @ 48	94 @ 47	33 @ 17	189 @ 47	11 @ 4	141 @ 24	92 @ 92	-	52 @ 13	29 @ 29	1171 @ 30
EMERY Peter	4 @ 4	83 @ 28	123 @ 41	195 @ 65	59 @ 20	46 @ 12	173 @ 58	50 @ 25	166 @ 55	16 @ 16	125 @ 25	-	68 @ 23	35 @ 18	1143 @ 32
MANOS George	119 @ 24	64 @ 13	82 @ 14	13 @ 7	128 @ 43	46 @ 15	105 @ 35	144 @ 29	154 @ 31	173 @ 43	64 @ 13	28 @ 28	12 @ 6	-	1132 @ 23
GREEN Anthony	33 @ 8	182 @ 91	101 @ 14	34 @ 17	51 @ 6	73 @ 10	108 @ 11	98 @ 33	142 @ 28	136 @ 17	140 @ 16	-	22 @ 7	3 @ 2	1123 @ 16
PANISINI Angelo	84 @ 84	214 @ 214	45 @ 15	5 @ 3	185 @ 62	115 @ 58	49 @ 16	34 @ 11	64 @ 64	115 @ 38	149 @ 75	-	56 @ 28	-	1115 @ 43
LUONG Bang	105 @ 26	95 @ 14	19 @ 3	115 @ 19	127 @ 21	103 @ 9	48 @ 6	84 @ 42	95 @ 16	197 @ 22	124 @ 16	-	-	-	1112 @ 15
BROWN Mike	162 @ 27	98 @ 16	138 @ 28	35 @ 7	52 @ 13	58 @ 15	57 @ 14	56 @ 14	117 @ 20	98 @ 16	120 @ 20	-	48 @ 24	4 @ 4	1043 @ 18
DENNET Josh	79 @ 40	184 @ 23	83 @ 17	27 @ 14	86 @ 22	56 @ 11	78 @ 16	179 @ 26	58 @ 15	115 @ 14	57 @ 10	-	31 @ 10	-	1033 @ 18
MITCHELL Rick	24 @ 12	64 @ 21	13 @ 7	48 @ 24	41 @ 21	- @ 0	56 @ 28	93 @ 31	44 @ 15	145 @ 48	278 @ 93	-	62 @ 21	131 @ 44	999 @ 31
STER Peter	93 @ 47	76 @ 19	119 @ 24	61 @ 20	60 @ 15	118 @ 30	146 @ 37	110 @ 22	75 @ 25	33 @ 11	36 @ 9	-	39 @ 20	23 @ 23	989 @ 22
BROWN Andrew	51 @ 5	75 @ 7	29 @ 5	102 @ 9	60 @ 5	63 @ 5	149 @ 14	143 @ 12	94 @ 12	61 @ 6	119 @ 11	-	14 @ 7	4 @ 1	964 @ 8

WICKETS IN EACH ROUND

Player Name	1	2	3	4	5	6	7	8	9	10	11	12	FS	GF	Total
WILKIN Anthony	48 @ 16	77 @ 13	55 @ 15	48 @ 14	35 @ 20	33 @ 19	34 @ 23	50 @ 16	49 @ 18	59 @ 15	48 @ 15	-	21 @ 15	9 @ 25	566 @ 16
BELL Geoff	35 @ 17	49 @ 16	47 @ 15	42 @ 20	41 @ 17	52 @ 14	36 @ 18	36 @ 17	25 @ 23	35 @ 22	37 @ 15	-	20 @ 13	13 @ 10	468 @ 17
SMITH John	45 @ 11	30 @ 17	39 @ 15	34 @ 18	25 @ 20	37 @ 20	25 @ 22	42 @ 13	29 @ 28	34 @ 23	61 @ 15	-	9 @ 13	-	410 @ 17
MARSHALL Ashley	31 @ 16	43 @ 14	45 @ 14	33 @ 18	32 @ 19	26 @ 23	22 @ 26	46 @ 15	41 @ 14	22 @ 28	40 @ 18	-	12 @ 16	1 @ 20	394 @ 18
WILLIAMS John	37 @ 12	21 @ 24	31 @ 11	28 @ 18	23 @ 15	24 @ 18	27 @ 15	17 @ 20	34 @ 14	22 @ 20	31 @ 12	-	24 @ 10	7 @ 37	326 @ 16
WILLIAMS Scott	30 @ 11	31 @ 17	23 @ 17	28 @ 19	31 @ 18	19 @ 29	30 @ 20	28 @ 19	24 @ 26	32 @ 19	30 @ 17	-	13 @ 17	6 @ 21	325 @ 19
COOMER Peter A	20 @ 15	27 @ 13	20 @ 15	12 @ 17	24 @ 17	15 @ 19	16 @ 23	32 @ 12	23 @ 13	30 @ 19	30 @ 13	-	12 @ 17	14 @ 8	275 @ 15
BROWN David F	23 @ 18	17 @ 27	34 @ 14	20 @ 19	22 @ 15	20 @ 30	22 @ 19	28 @ 15	26 @ 21	33 @ 10	23 @ 15	-	2 @ 26	1 @ 26	271 @ 18
GIBBIE John	17 @ 17	27 @ 14	19 @ 11	22 @ 20	17 @ 16	15 @ 11	25 @ 16	21 @ 13	16 @ 22	23 @ 17	39 @ 10	-	6 @ 39	8 @ 11	255 @ 15
BROWNE Noel	12 @ 30	19 @ 30	15 @ 18	15 @ 30	23 @ 18	9 @ 40	21 @ 25	21 @ 25	15 @ 30	30 @ 22	31 @ 16	-	23 @ 20	10 @ 28	244 @ 24
CRAIGIE Grant	17 @ 23	18 @ 18	31 @ 15	25 @ 19	19 @ 21	18 @ 22	21 @ 23	16 @ 23	23 @ 25	16 @ 27	23 @ 22	-	2 @ 82	-	229 @ 22
HUCKSTEPPE Craig	24 @ 16	12 @ 30	21 @ 18	14 @ 26	19 @ 19	13 @ 31	21 @ 16	17 @ 16	18 @ 20	15 @ 17	15 @ 19	-	14 @ 11	6 @ 12	209 @ 19
MAZURKE Danny	3 @ 109	10 @ 22	13 @ 11	24 @ 14	14 @ 22	24 @ 12	13 @ 22	15 @ 18	9 @ 33	15 @ 15	18 @ 14	-	9 @ 16	13 @ 9	180 @ 18
WILLCOX Steve	16 @ 26	12 @ 31	17 @ 19	10 @ 34	14 @ 22	8 @ 35	24 @ 23	10 @ 24	18 @ 31	22 @ 21	18 @ 20	-	4 @ 32	3 @ 10	176 @ 25
GIBBIE Mick	12 @ 18	16 @ 18	7 @ 26	12 @ 14	14 @ 21	15 @ 19	10 @ 31	19 @ 10	12 @ 22	24 @ 14	23 @ 19	-	9 @ 19	3 @ 32	176 @ 18
CONLEY Andrew	6 @ 20	16 @ 19	16 @ 16	17 @ 24	14 @ 18	11 @ 30	10 @ 30	13 @ 30	13 @ 20	12 @ 22	21 @ 17	-	16 @ 15	10 @ 20	175 @ 21
DENIET Scott	17 @ 18	21 @ 20	16 @ 24	8 @ 34	13 @ 20	14 @ 16	17 @ 22	11 @ 17	17 @ 16	11 @ 13	13 @ 32	-	1 @ 21	1 @ 15	171 @ 20
TONKIN Andrew	22 @ 17	16 @ 20	12 @ 36	9 @ 31	7 @ 57	13 @ 23	7 @ 40	17 @ 17	12 @ 25	17 @ 29	25 @ 14	-	1 @ 21	-	158 @ 24
SINCLAIR Bob	15 @ 10	15 @ 10	19 @ 10	19 @ 10	4 @ 32	12 @ 12	11 @ 15	15 @ 13	13 @ 23	15 @ 9	9 @ 19	9 @ 11	-	-	156 @ 13
SIDON Brendon	13 @ 24	13 @ 15	15 @ 20	6 @ 29	14 @ 17	11 @ 21	14 @ 32	16 @ 16	17 @ 24	14 @ 22	18 @ 23	-	4 @ 31	-	155 @ 22
PAPAGALLO Frank	13 @ 13	11 @ 17	12 @ 21	18 @ 13	17 @ 15	12 @ 14	5 @ 32	6 @ 23	12 @ 19	13 @ 12	14 @ 14	10 @ 4	6 @ 3	-	149 @ 15
BURKINSHAW Dave	18 @ 9	23 @ 12	16 @ 21	17 @ 15	20 @ 9	12 @ 20	6 @ 18	5 @ 36	11 @ 21	6 @ 27	3 @ 36	-	-	-	137 @ 17
MCNABARA Trinity	22 @ 11	17 @ 10	7 @ 22	10 @ 22	10 @ 22	11 @ 18	7 @ 29	10 @ 19	12 @ 22	12 @ 17	15 @ 12	-	4 @ 36	-	137 @ 17
RUSSEY Shane	12 @ 12	13 @ 15	9 @ 17	8 @ 22	19 @ 6	3 @ 40	8 @ 18	13 @ 11	7 @ 18	6 @ 37	9 @ 17	-	11 @ 13	13 @ 11	131 @ 15
BRAMMY Simon	5 @ 32	12 @ 15	11 @ 14	9 @ 25	9 @ 26	10 @ 23	19 @ 19	20 @ 17	14 @ 17	8 @ 22	7 @ 25	-	2 @ 43	3 @ 21	129 @ 20
SCOTT Ron	9 @ 17	11 @ 25	10 @ 18	10 @ 23	22 @ 13	5 @ 40	5 @ 45	15 @ 16	10 @ 22	8 @ 24	8 @ 25	-	10 @ 7	1 @ 46	124 @ 20
DEANE Andrew	-	12 @ 20	6 @ 17	8 @ 23	11 @ 17	16 @ 11	7 @ 27	7 @ 22	12 @ 9	9 @ 21	17 @ 8	-	15 @ 13	4 @ 5	124 @ 16
HUMPHREY Peter	8 @ 21	11 @ 31	15 @ 24	13 @ 22	8 @ 31	10 @ 27	14 @ 22	8 @ 34	9 @ 36	11 @ 24	11 @ 24	-	5 @ 25	1 @ 66	124 @ 26
WILLIAMS Rowan	9 @ 19	10 @ 24	11 @ 10	13 @ 11	10 @ 23	12 @ 21	10 @ 16	11 @ 21	6 @ 30	11 @ 20	8 @ 34	-	6 @ 20	-	117 @ 20
GREEN Anthony	9 @ 15	8 @ 28	5 @ 30	7 @ 19	13 @ 26	19 @ 17	10 @ 24	12 @ 22	7 @ 33	6 @ 38	13 @ 22	-	5 @ 10	2 @ 17	116 @ 23
PAIMORE Dave	15 @ 13	18 @ 9	14 @ 18	13 @ 5	6 @ 11	3 @ 27	4 @ 10	5 @ 12	13 @ 11	10 @ 8	10 @ 13	-	-	-	111 @ 11
BROWN Mike	13 @ 17	6 @ 25	11 @ 17	5 @ 40	7 @ 28	3 @ 31	5 @ 28	19 @ 13	4 @ 45	13 @ 14	8 @ 26	-	8 @ 14	2 @ 30	104 @ 21
LYNNE Mick	11 @ 7	7 @ 15	7 @ 26	6 @ 15	17 @ 17	9 @ 31	3 @ 84	9 @ 21	9 @ 19	7 @ 21	11 @ 17	-	2 @ 11	2 @ 9	100 @ 20
PARHAM Trevor	8 @ 17	2 @ 73	4 @ 26	7 @ 24	10 @ 9	9 @ 20	8 @ 27	4 @ 29	4 @ 39	4 @ 35	24 @ 9	9 @ 6	-	-	93 @ 19
HURCOMBE Peter	8 @ 13	8 @ 21	7 @ 14	14 @ 10	3 @ 24	6 @ 20	6 @ 21	4 @ 29	8 @ 19	13 @ 13	4 @ 20	10 @ 7	-	-	91 @ 15
DENIET Josh	7 @ 29	8 @ 51	15 @ 19	7 @ 18	9 @ 19	11 @ 24	5 @ 55	5 @ 32	11 @ 25	3 @ 77	7 @ 37	-	2 @ 24	-	90 @ 30
STEER Peter	11 @ 14	3 @ 51	11 @ 18	3 @ 43	4 @ 35	6 @ 29	13 @ 18	11 @ 22	7 @ 10	4 @ 26	12 @ 9	-	-	-	85 @ 20
HODGE David	9 @ 18	10 @ 13	9 @ 28	5 @ 3	8 @ 22	4 @ 27	9 @ 15	5 @ 35	2 @ 11	10 @ 12	7 @ 20	3 @ 10	1 @ 67	-	82 @ 19
ISLAM Robiul	-	3 @ 30	6 @ 15	8 @ 9	8 @ 11	11 @ 9	15 @ 11	6 @ 21	7 @ 19	6 @ 16	3 @ 29	-	9 @ 9	-	82 @ 14
DEY Richard	8 @ 11	4 @ 38	8 @ 16	8 @ 28	7 @ 17	5 @ 25	8 @ 23	9 @ 13	7 @ 22	11 @ 15	2 @ 79	-	-	4 @ 7	81 @ 21

RUNS AGAINST EACH CLUB

Player Name	NHAY	CRAM	HECT	MIPE	CORO	KENI	ADCV	PLYF	NORU	KESK	WSIM	SORD	ANZB	MORP	PANO	MOCH	SHPK	STGE	SOIN	ICCS	GANA	WYOU	SPRK	BEIR	Total	
PARHAM Trevor	253	397	315	422	542	465	241	396	87	642	357	549	328	89	90	117	329	303	51	229	53	92	86	49	7629	
CONLEY Andrew	597	647	252	248	474	208	49	662	-	353	285	541	107	266	93	-	377	122	53	707	230	371	326	168	7461	
HUGHES Peter	361	377	509	342	368	519	108	321	96	388	391	473	160	162	71	-	105	95	98	279	-	33	55	-	6228	
EDWARDS Rob	611	343	234	396	303	286	78	296	41	625	265	410	41	179	171	70	402	85	125	297	122	350	317	45	7124	
HODGE Andrew	32	23	21	18	19	19	20	16	10	24	29	32	21	13	11	23	27	9	18	19	15	25	63	9	22	
CRAIGIE Grant	218	205	255	313	307	536	-	514	43	523	376	215	49	74	130	193	353	16	345	278	-	22	182	18	6563	
BURNETT Bill	44	367	595	516	254	159	102	186	104	250	169	217	577	60	227	-	3	35	-	8	106	-	-	-	5068	
BELL Geoff	280	108	313	398	259	346	151	366	58	177	186	182	-	104	21	108	164	204	188	82	2	225	126	27	4908	
GIBBIE Don	16	36	39	28	29	35	19	26	19	20	27	13	-	17	7	36	33	41	31	10	2	38	32	14	24	
GIBBIE Mick	340	305	50	321	171	129	44	334	-	419	71	164	-	96	185	55	248	225	163	500	8	110	78	120	4594	
SMITH John	18	34	17	27	14	26	15	16	-	23	7	21	-	12	31	55	19	20	18	29	8	16	16	13	20	
SCHULTZ Kristian	300	263	168	271	245	278	33	387	-	221	161	501	160	74	227	-	86	53	119	96	111	19	95	-	4169	
DAVIDSON Phil	38	26	21	34	25	40	17	28	-	17	32	42	32	37	28	-	14	18	119	96	37	19	32	-	4093	
CONROY Brian	316	99	198	113	231	229	152	225	87	184	147	53	104	41	118	32	100	95	50	180	-	106	41	16	4030	
WILLIAMS Mark	21	12	22	11	21	33	30	25	15	15	21	9	35	10	20	20	17	19	8	30	27	14	5	20	20	
WILLIAMS John	107	198	60	100	288	94	-	315	-	389	115	409	-	402	7	-	211	-	33	595	298	270	-	82	4092	
WILLIAMS John	12	17	15	10	18	13	83	248	9	233	146	465	-	245	158	9	113	23	157	331	148	261	-	22	4048	
WILLIAMS John	26	22	26	20	26	13	42	14	9	16	24	27	-	9	16	26	9	16	12	39	21	16	20	7	21	
WILLIAMS John	75	112	185	194	254	553	243	434	72	132	240	167	77	-	9	413	25	-	-	-	-	-	-	-	4033	
WILLIAMS John	19	22	21	28	36	92	49	43	18	19	40	28	26	0	5	69	13	-	-	-	-	-	-	-	32	
WILLIAMS John	104	185	161	153	407	59	61	423	-	330	150	244	224	156	279	52	84	113	-	194	61	157	18	44	3946	
WILLIAMS John	52	21	20	17	41	30	15	28	0	25	30	19	19	75	20	35	26	28	38	49	12	26	18	22	26	
WILLIAMS John	275	196	46	154	262	77	63	203	-	117	169	236	-	120	98	-	357	90	152	326	50	110	41	110	3489	
WILLIAMS John	23	22	23	26	13	26	32	20	20	10	34	17	-	13	12	-	26	30	17	33	17	16	21	22	19	
WILLIAMS John	15	234	263	176	349	133	37	325	24	348	196	149	212	49	261	-	81	-	-	43	43	-	-	-	3360	
WILLIAMS John	15	23	24	18	29	33	37	27	24	27	33	14	35	16	44	-	41	-	21	43	16	44	12	-	28	
WILLIAMS John	222	148	-	269	81	233	21	211	-	179	67	222	-	174	1	-	148	56	9	193	116	449	100	139	3164	
WILLIAMS John	17	19	30	10	29	21	23	23	50	16	17	25	-	17	1	-	15	28	9	10	39	32	33	46	21	
WILLIAMS John	43	133	231	356	126	229	49	120	50	146	127	262	182	30	12	6	137	9	-	-	-	-	-	-	3147	
WILLIAMS John	11	19	46	40	42	25	49	17	13	18	25	44	30	15	12	-	69	9	-	-	-	-	-	-	28	
WILLIAMS John	133	87	125	213	197	119	100	182	-	216	33	350	-	202	15	-	120	172	38	252	34	94	81	104	3085	
WILLIAMS John	13	17	21	18	22	24	33	30	-	14	17	18	-	22	15	0	13	43	13	16	17	10	81	21	19	
WILLIAMS John	16	179	284	186	223	147	-	245	9	339	203	301	89	45	107	-	93	36	-	-	27	-	-	-	2831	
WILLIAMS John	16	15	41	27	15	49	-	22	-	38	68	23	15	15	18	-	93	36	20	221	200	46	88	-	2807	
WILLIAMS John	50	113	123	77	116	88	231	-	-	424	277	52	-	168	-	-	93	20	45	221	200	46	88	-	26	
WILLIAMS John	10	16	45	15	10	23	88	26	-	53	40	7	-	38	-	-	47	20	23	22	29	8	88	-	2537	
WILLIAMS John	48	159	47	140	104	117	-	257	-	123	67	116	40	109	88	53	191	12	52	228	16	128	19	37	2637	
WILLIAMS John	5	27	9	13	12	13	0	16	-	12	34	13	20	27	29	13	19	4	17	25	5	18	19	19	17	
WILLIAMS John	249	87	31	109	100	198	25	96	-	178	134	172	-	9	8	-	172	123	89	104	91	82	132	71	2481	
WILLIAMS John	14	22	5	12	11	22	8	9	-	20	22	17	-	1	2	-	13	14	18	17	15	12	44	12	14	
WILLIAMS John	106	78	184	93	179	163	89	205	76	154	28	75	68	33	48	20	24	-	-	-	-	-	-	-	2478	
WILLIAMS John	35	39	31	13	36	41	22	26	11	26	9	15	23	11	24	20	20	-	-	-	-	-	-	-	2478	
WILLIAMS John	80	202	32	126	34	180	24	129	73	227	104	178	69	4	36	1	-	-	-	-	-	-	-	-	2411	
WILLIAMS John	16	51	11	16	11	36	6	22	18	38	35	59	14	2	9	1	-	-	-	-	-	-	-	-	24	
WILLIAMS John	194	136	-	152	97	-	5	239	-	101	56	53	-	145	51	-	223	124	105	165	-	184	49	91	2373	
WILLIAMS John	15	34	19	14	17	-	5	27	-	25	28	13	-	16	17	-	19	25	13	28	15	46	49	18	21	
WILLIAMS John	110	103	192	183	207	141	61	331	-	73	91	187	39	62	172	-	7	143	-	20	68	10	-	-	2359	
WILLIAMS John	28	21	24	18	17	28	-	55	-	10	46	31	8	12	34	-	7	48	-	8	5	14	-	-	22	
WILLIAMS John	118	63	112	94	261	126	-	197	201	100	50	156	21	9	36	86	22	86	60	-	-	-	-	-	2301	
WILLIAMS John	15	13	37	19	65	21	33	30	50	25	25	17	11	9	36	22	22	43	15	-	-	0	-	-	29	
WILLIAMS John	129	26	-	58	81	177	-	100	-	256	-	172	-	183	-	-	355	-	73	60	39	210	-	91	2213	
WILLIAMS John	22	26	-	29	27	35	-	50	-	51	25	25	-	46	-	-	59	73	12	20	20	35	23	35	35	
WILLIAMS John	260	77	-	96	31	20	-	184	-	115	34	15	-	84	70	-	167	143	46	352	14	187	36	42	2081	
WILLIAMS John	20	11	-	16	10	10	-	17	-	23	17	5	-	12	14	-	21	72	9	29	4	23	36	11	18	
WILLIAMS John	148	136	38	90	164	99	54	140	-	175	71	86	28	37	60	96	63	23	63	56	13	116	-	16	2080	
WILLIAMS John	13	23	5	8	15	17	18	13	0	18	12	14	14	15	32	7	12	13	5	7	19	8	13	13	13	
WILLIAMS John	286	82	62	97	107	55	21	116	-	124	18	21	-	142	46	23	192	58	45	119	32	35	52	77	1954	
WILLIAMS John	19	14	12	16	9	14	11	12	-	11	5	21	-	18	7	12	12	15	8	12	32	7	17	26	13	
WILLIAMS John	133	77	218	194	81	157	28	170	-	50	40	86	-	5	45	21	88	118	16	32	8	13	27	-	1939	
WILLIAMS John	15	39	24	22	16	16	9	19	-	6	10	14	3	3	15	11	15	24	8	11	13	27	-	-	17	
WILLIAMS John	97	35	48	139	45	150	24	171	-	216	75	80	-	54	45	32	65	60	68	62	-	60	58	-	1861	
WILLIAMS John	11	35	24	23	6	19	12	17	-	31	15	27	-	54	11	-	13	20	14	-	9	20	29	-	18	
WILLIAMS John	-	133	101	51	243	65	17	106	-	189	6	99	-	226	47	-	26	-	166	233	123	-	-	-	-	1831
WILLIAMS John	-	27	51	26	49	65	17	35	-	27	6	33	-	45	47	-</										

Player Name	NHIA	CRAM	HECT	MILK	CORO	KENI	ADCV	PLYF	NORU	KESK	WSIM	SORD	ANVB	MORP	PANO	MODH	SHEK	STGE	SCIN	ICCS	GANA	WYOU	SPRK	BEIR	Total
WILKIN Anthony	40	35	17	40	48	11	6	50	4	38	14	40	6	28	19	3	38	9	6	34	18	15	14	5	566
BELL Geoff	@ 19	@ 17	@ 15	@ 12	@ 21	@ 15	@ 17	@ 17	@ 13	@ 18	@ 14	@ 18	@ 21	@ 16	@ 19	@ 8	@ 15	@ 23	@ 25	@ 12	@ 11	@ 21	@ 10	@ 30	@ 16
	16	22	26	23	27	16	17	47	12	19	15	33	16	11	13	6	3	7	11	-	-	3	1	-	468
SMITH John	@ 25	@ 11	@ 16	@ 18	@ 14	@ 24	@ 10	@ 14	@ 18	@ 12	@ 23	@ 18	@ 16	@ 17	@ 13	@ 13	@ 32	@ 30	@ 10	-	@ 18	@ 43	@ 17	@ 17	
	20	11	21	30	21	16	4	24	-	12	18	9	5	6	16	5	27	14	11	50	-	5	10	6	410
MARSHALL Ashley	@ 21	@ 17	@ 21	@ 17	@ 21	@ 17	@ 50	@ 18	@ 25	@ 20	@ 9	@ 8	@ 11	@ 15	@ 18	@ 15	@ 17	@ 15	@ 24	@ 13	@ 34	@ 9	@ 19	@ 17	
	29	15	13	21	32	14	9	21	-	15	12	20	-	20	9	-	30	28	12	20	9	15	11	16	394
WILLIAMS John	@ 22	@ 10	@ 20	@ 15	@ 9	@ 22	@ 8	@ 19	@ 20	@ 16	@ 18	-	@ 14	@ 19	-	@ 21	@ 14	@ 19	@ 24	@ 20	@ 21	@ 21	@ 14	@ 13	18
	6	25	25	23	33	13	4	38	-	28	18	36	17	5	12	-	7	2	-	1	3	-	-	-	326
WILLIAMS Scott	@ 6	@ 16	@ 17	@ 16	@ 16	@ 11	@ 7	@ 15	@ 19	@ 15	@ 16	@ 19	@ 22	@ 15	-	@ 13	@ 7	@ 7	@ 57	@ 7	@ 5	7	7	3	@ 16
	15	23	13	17	14	8	-	32	5	27	14	17	5	17	16	-	8	1	11	19	5	-	-	-	325
COOMBE Peter A	@ 14	@ 20	@ 17	@ 20	@ 15	@ 30	-	-	@ 20	@ 19	@ 20	@ 20	@ 19	@ 14	@ 12	@ 23	@ 69	@ 8	@ 17	@ 31	@ 25	@ 29	@ 33	@ 19	
	-	31	28	17	21	11	1	15	6	30	18	13	14	4	4	1	2	-	-	-	-	-	-	-	275
BROWN David F	@ 12	@ 13	@ 10	@ 20	@ 18	@ 20	@ 20	@ 22	@ 19	@ 12	@ 15	@ 14	@ 31	@ 10	@ 23	@ 36	@ 44	-	-	-	-	-	-	-	15
	19	7	5	6	3	16	4	27	-	17	9	25	-	12	8	-	8	17	11	18	-	23	13	1	271
GIBBIE John	@ 22	@ 17	@ 26	@ 21	@ 27	@ 14	@ 25	@ 11	-	@ 22	@ 20	@ 14	-	@ 28	@ 15	-	@ 32	@ 15	@ 18	@ 24	@ 15	@ 16	@ 40	@ 18	
	15	30	17	10	19	18	-	15	11	12	13	21	6	3	4	15	5	1	11	-	-	-	-	-	255
BROWNE Noel	@ 10	@ 8	@ 14	@ 15	@ 13	@ 12	-	@ 22	@ 20	@ 12	@ 9	@ 21	@ 5	@ 12	@ 4	@ 16	@ 11	@ 102	@ 20	-	-	-	-	-	@ 15
	25	12	15	24	22	10	2	14	-	22	6	16	4	12	8	-	11	2	1	8	2	1	13	-	244
CRAIGIE Grant	@ 19	@ 32	@ 20	@ 22	@ 18	@ 17	@ 25	@ 39	@ 25	@ 10	@ 30	@ 42	@ 19	@ 37	-	-	@ 29	@ 41	@ 38	@ 28	@ 26	@ 71	-	-	@ 24
	2	13	6	21	14	19	4	15	5	7															

RUNS IN EACH SEASON

Player Name	79/80	80/81	81/82	82/83	83/84	84/85	85/86	86/87	87/88	88/89	89/90	90/91	91/92	92/93	93/94	94/95	95/96	96/97	97/98
PARHAM Trevor	249 @19	252 @36	359 @40	317 @26	259 @29	227 @57	209 @21	363 @30	266 @33	185 @26	134 @13	247 @22	96 @12	280 @25	294 @33	397 @40	135 @14	267 @33	154 @19
CONLEY Andrew	-	-	-	-	-	-	-	-	-	32 @11	192 @24	108 @15	190 @38	205 @23	122 @14	394 @39	475 @40	329 @37	317 @35
HUGHES Peter	-	-	-	-	-	-	235 @34	151 @19	115 @10	103 @10	288 @24	161 @15	277 @35	171 @21	270 @27	275 @25	262 @19	194 @22	158 @14
EDWARDS Rob	-	-	-	216 @36	139 @13	389 @30	232 @21	235 @21	288 @36	375 @31	307 @28	416 @46	159 @20	325 @36	78 @13	136 @19	678 @68	437 @40	370 @34
HODGE Andrew	301 @38	512 @51	231 @26	79 @26	- @ 0	192 @24	95 @10	263 @22	197 @28	296 @33	199 @20	208 @26	63 @11	35 @18	30 @ 8	388 @65	289 @29	757 @76	596 @50
CRAIGIE Grant	-	-	-	-	-	-	114 @19	183 @18	237 @24	135 @12	166 @21	143 @18	228 @23	235 @34	166 @21	200 @20	355 @32	140 @14	-
BURNETT Bill	-	320 @53	295 @30	432 @72	438 @49	434 @36	318 @32	-	248 @31	218 @44	228 @29	374 @37	163 @18	214 @21	163 @33	519 @47	367 @33	99 @14	123 @41
BELL Geoff	-	249 @21	107 @27	12 @ 3	112 @16	39 @13	17 @ 4	64 @32	99 @14	103 @26	39 @20	27 @ 9	6 @ 3	247 @25	197 @25	40 @10	384 @38	240 @24	503 @42
GIBBIE Don	-	-	-	-	-	-	-	-	-	-	-	-	256 @28	256 @32	274 @25	189 @19	142 @16	126 @18	76 @13
GIBBIE Mick	-	-	-	-	-	-	-	-	-	-	-	-	377 @31	274 @23	373 @27	345 @29	214 @18	364 @26	-
SMITH John	-	143 @20	68 @ 9	305 @31	406 @51	206 @26	269 @24	236 @21	129 @16	17 @ 9	117 @12	-	249 @50	141 @28	67 @10	68 @11	154 @31	52 @ 9	55 @14
SCHULTZ Kristian	-	-	-	-	-	-	-	-	-	-	-	-	-	-	-	-	-	-	24 @ 8
DAVIDSON Phil	-	-	-	-	-	-	-	-	-	-	-	-	-	-	210 @42	131 @12	450 @41	154 @17	207 @16
CONROY Brian	-	-	442 @34	628 @57	315 @29	305 @25	438 @34	279 @23	308 @24	-	208 @26	170 @21	394 @36	358 @45	168 @34	20 @20	-	-	-
WILLIAMS Mark	-	-	-	-	-	-	-	-	-	108 @11	421 @38	251 @25	263 @24	300 @30	-	-	296 @25	311 @28	253 @25
PALMER Dave	-	-	-	-	-	-	-	-	-	-	-	-	-	-	-	-	156 @17	135 @15	194 @16
WILLIAMS John	-	-	-	-	-	205 @26	303 @28	313 @31	56 @ 8	255 @28	185 @26	307 @51	175 @22	-	236 @24	159 @20	381 @38	266 @38	307 @31
TEMEY Paul	-	-	-	-	-	-	-	-	-	-	-	-	-	-	-	-	-	-	-
BURNETT Tom	302 @60	274 @30	474 @53	350 @32	302 @38	226 @17	124 @14	118 @13	229 @29	164 @16	193 @21	26 @13	-	296 @59	69 @10	-	-	-	-
DEY Richard	-	-	-	-	-	-	-	-	-	-	-	-	-	-	46 @15	116 @10	183 @23	210 @10	103 @15
FORSTER Tony	-	-	-	-	-	133 @22	155 @16	300 @43	219 @31	94 @12	65 @ 9	94 @16	196 @33	150 @30	124 @16	169 @19	182 @20	428 @48	522 @37
ALSOP Greg	-	-	-	-	-	-	-	-	-	-	-	-	-	-	-	-	-	-	113 @14
HUXTABLE Andrew	-	-	-	-	-	-	-	-	-	-	-	98 @14	251 @23	182 @20	-	-	203 @20	141 @13	170 @24
MARSHALL Ashley	-	-	-	-	-	-	-	-	-	-	-	-	-	-	-	-	-	12 @ 6	118 @ 9
NOBLE Bob	-	282 @22	228 @21	493 @55	197 @18	312 @24	381 @29	159 @20	91 @10	150 @15	145 @21	40 @40	-	-	-	-	-	-	-
DALY Mick	-	45 @23	467 @39	203 @18	193 @28	331 @30	185 @17	126 @21	37 @ 3	73 @10	476 @43	275 @28	-	-	-	-	-	-	-
MONAHAN Phil	-	-	-	-	-	-	-	-	-	-	-	-	-	-	-	-	-	-	-
HEDGER John	-	-	-	-	-	-	-	-	-	-	221 @20	233 @23	512 @51	163 @18	87 @15	238 @22	8 @ 8	-	244 @27
GIBBIE John	-	-	-	-	-	-	-	-	-	-	-	-	144 @24	229 @33	287 @29	400 @36	367 @26	341 @31	399 @40
LIPSEIT Wes	-	-	-	-	-	-	-	-	-	-	-	-	-	-	-	-	-	-	-
TONKIN Andrew	-	-	-	-	-	-	-	-	-	-	-	-	-	-	-	-	-	-	-
CONROY Jason	-	-	-	-	-	-	-	-	-	-	31 @31	178 @16	307 @26	117 @12	120 @13	22 @11	62 @ 9	92 @10	44 @22
ROWE Brenton	-	-	-	-	-	-	-	-	-	-	-	-	-	-	-	-	-	128 @12	54 @ 6
FULLER Paul	-	-	-	-	-	-	-	-	-	-	-	-	258 @29	114 @10	166 @21	145 @12	130 @13	91 @13	237 @26
WILLCOX Steve	-	-	-	-	-	-	-	-	-	-	151 @19	73 @15	15 @15	-	212 @24	110 @22	27 @ 5	1 @ 1	124 @10
O'CONNELL Lachla	-	-	-	-	-	-	-	-	-	-	-	-	-	-	-	-	-	-	-
BROWN David F	-	-	-	-	-	-	-	-	-	-	-	-	-	-	-	11 @ 6	206 @19	150 @13	216 @22
McNAMARA Trinity	-	-	-	-	-	-	-	-	-	-	-	-	-	-	173 @17	142 @18	92 @15	303 @28	129 @32
CRAM Don	-	-	-	-	72 @10	206 @19	124 @18	245 @27	242 @20	122 @15	33 @ 7	301 @27	146 @13	98 @11	140 @20	4 @ 4	-	-	-
WILKIN Anthony	-	-	-	-	-	-	-	-	-	-	-	-	86 @22	14 @ 3	43 @ 7	36 @ 5	56 @ 8	45 @15	58 @10

RUNS IN EACH SEASON

Player Name	98/99	99/00	00/01	01/02	02/03	03/04	04/05	05/06	06/07	07/08	08/09	09/10	10/11	11/12	12/13	13/14	14/15	15/16	Total
PARHAM Trevor	157 @16	225 @23	240 @22	149 @21	171 @19	88 @ 9	383 @43	127 @14	398 @66	246 @25	89 @13	231 @26	100 @11	175 @35	62 @62	90 @18	8 @ 8	-	7629 @25
CONLEY Andrew	163 @20	303 @28	306 @34	168 @21	274 @27	169 @34	206 @41	222 @28	280 @28	104 @10	235 @20	650 @72	265 @33	479 @68	453 @45	478 @68	119 @24	223 @25	7461 @32
HUGHES Peter	213 @19	330 @28	268 @21	256 @23	281 @22	254 @25	244 @19	82 @ 6	185 @19	372 @31	208 @17	195 @22	244 @27	284 @24	324 @36	177 @18	158 @23	389 @35	7124 @22
EDWARDS Rob	413 @38	303 @23	210 @16	301 @30	130 @10	99 @11	192 @15	17 @ 9	83 @28	-	23 @23	8 @ 4	4 @ 4	-	-	-	-	-	6563 @27
HODGE Andrew	305 @31	268 @22	263 @24	158 @40	261 @24	110 @37	132 @17	-	-	-	-	-	-	-	-	-	-	-	6228 @31
CRAIGIE Grant	-	-	-	-	-	129 @14	183 @17	127 @14	18 @ 6	591 @54	216 @31	110 @18	248 @28	342 @43	130 @22	239 @27	264 @38	255 @28	5154 @24
BURNETT Bill	5 @55	110 @55	-	-	-	-	-	-	-	-	-	-	-	-	-	-	-	-	5068 @36
BELL Geoff	314 @35	308 @26	367 @33	462 @46	81 @27	108 @10	33 @ 7	57 @ 7	233 @39	133 @19	258 @22	55 @55	13 @ 7	-	-	1 @ 1	-	-	4908 @24
GIBBIE Dom	276 @25	185 @31	308 @34	413 @41	265 @20	157 @16	196 @20	68 @14	141 @18	179 @16	162 @16	126 @11	156 @14	133 @15	236 @26	70 @ 8	146 @21	58 @ 8	4594 @20
GIBBIE Mick	313 @31	367 @28	255 @43	415 @46	608 @51	251 @23	-	-	-	-	-	-	-	-	-	13 @13	-	-	4169 @30
SMITH John	237 @18	112 @28	60 @15	77 @19	108 @27	210 @35	86 @14	92 @ 9	76 @15	106 @27	76 @10	24 @12	16	26 @13	18 @18	32 @ 8	25 @13	30	4093 @20
SCHULTZ Kristian	175 @16	175 @18	210 @21	220 @17	246 @25	269 @24	290 @24	175 @13	263 @20	167 @15	295 @27	355 @30	228 @25	89 @13	298 @25	181 @23	216 @20	216 @20	4092 @21
DAVIDSON Phil	105 @11	169 @17	147 @15	268 @30	330 @28	369 @26	187 @14	156 @12	335 @26	220 @24	235 @24	141 @14	39 @20	-	81 @20	110 @37	- @ 0	4 @ 4	4048 @21
CONROY Brian	-	-	-	-	-	-	-	-	-	-	-	-	-	-	-	-	-	-	4033 @32
WILLIAMS Mark	219 @20	250 @25	326 @47	303 @30	215 @22	191 @24	107 @21	132 @22	-	-	-	-	-	-	-	-	-	-	3946 @26
PALMER Dave	215 @27	142 @16	-	276 @39	132 @13	91 @13	36 @ 5	71 @18	367 @33	4 @ 2	218 @20	210 @19	105 @ 9	322 @29	339 @31	189 @19	63 @11	224 @20	3489 @19
WILLIAMS John	190 @21	-	-	14 @14	-	8 @ 8	-	-	-	-	-	-	-	-	-	-	-	-	3360 @28
TEMBY Paul	-	-	177 @25	147 @18	176 @20	202 @20	279 @28	178 @25	267 @24	178 @16	305 @31	204 @19	364 @30	176 @18	69 @ 9	23 @ 4	208 @23	211 @18	3164 @21
BURNETT Tom	-	-	-	-	-	-	-	-	-	-	-	-	-	-	-	-	-	-	3147 @28
DEY Richard	146 @37	130 @14	74 @ 7	110 @14	215 @31	161 @27	-	-	15 @ 5	95 @14	279 @40	194 @18	216 @20	54 @ 5	278 @35	77 @13	166 @21	217 @24	3085 @19
FORSTER Tony	-	-	-	-	-	-	-	-	-	-	-	-	-	-	-	-	-	-	2831 @26
ALSOP Greg	259 @29	143 @14	440 @44	667 @61	293 @24	210 @19	264 @22	269 @21	149 @12	-	-	-	-	-	-	-	-	-	2807 @26
HUXTABLE Andrew	111 @14	116 @12	148 @25	139 @15	130 @13	8 @ 4	49 @49	241 @22	92 @10	213 @21	123 @18	79 @10	43 @11	-	- @ 0	-	-	-	2537 @17
MARSHALL Ashley	214 @21	103 @ 9	150 @15	95 @14	240 @22	181 @18	278 @23	96 @ 9	66 @ 7	201 @18	124 @14	30 @ 8	31 @ 8	110 @11	130 @14	126 @16	48 @12	128 @16	2481 @14
NOBLE Bob	-	-	-	-	-	-	-	-	-	-	-	-	-	-	-	-	-	-	2478 @24
DALY Mick	-	-	-	-	-	-	-	-	-	-	-	-	-	-	-	-	-	-	2411 @24
MONAHAN Phil	-	-	-	-	-	-	-	275 @25	203 @20	400 @33	207 @19	91 @ 8	210 @16	137 @11	214 @19	216 @22	376 @38	44 @11	2373 @21
HEDGER John	215 @22	12 @12	112 @11	122 @14	125 @25	57 @11	-	-	-	-	10	-	-	-	-	-	-	-	2359 @22
GIBBIE John	134 @15	-	- @ 0	-	-	-	-	-	-	-	-	-	-	-	-	-	-	-	2301 @29
LIPSETT Wes	-	-	-	-	-	-	-	-	-	-	-	433 @33	368 @33	313 @31	368 @33	314 @45	379 @38	38 @38	2213 @35
TONKIN Andrew	-	-	-	-	146 @18	133 @17	104 @10	161 @13	127 @11	95 @12	149 @37	114 @14	240 @34	124 @18	207 @21	259 @32	80 @11	142 @24	2081 @18
CONROY Jason	53 @27	64 @ 7	174 @15	138 @12	175 @16	5 @ 5	-	-	-	-	-	7 @ 2	53 @ 8	50 @ 7	59 @ 6	76 @ 8	143 @20	110 @18	2080 @13
ROWE Brenton	96 @11	218 @20	192 @16	99 @20	95 @10	146 @21	87 @ 9	77 @ 8	105 @11	135 @19	148 @15	151 @17	154 @13	52 @10	17 @17	-	-	-	1954 @13
FULLER Paul	149 @14	286 @24	137 @23	89 @10	6 @ 3	73 @12	15 @15	13 @13	1 @ 1	-	-	-	-	-	-	29 @29	-	-	1939 @17
WILCOX Steve	76 @19	142 @16	96 @14	29 @ 7	148 @16	248 @25	87 @17	39 @13	73 @37	206 @41	4 @ 4	-	-	-	-	-	-	-	1861 @18
O'CONNELL Lachla	-	313 @52	431 @48	424 @39	359 @40	134 @34	26 @26	-	50 @13	-	66 @33	21 @21	-	7 @ 7	-	-	-	-	1831 @38
BROWN David F	36 @ 4	147 @13	150 @17	93 @ 9	150 @17	108 @15	163 @27	81 @10	135 @15	100 @17	6 @ 3	28 @ 7	37 @19	12 @12	-	- @ 0	-	-	1829 @14
McNAMARA Trinity	-	-	-	79 @26	-	-	-	-	-	-	385 @48	203 @23	296 @37	-	22 @11	-	-	-	1824 @26
CRAM Don	-	-	-	-	-	-	-	-	-	-	-	-	-	-	-	-	-	-	1733 @18
WILKIN Anthony	83 @17	38 @ 6	58 @ 7	128 @18	92 @12	144 @16	58 @15	88 @10	129 @22	142 @14	67 @13	46 @ 6	57 @14	48 @12	22 @ 4	65 @13	41 @41	11 @ 2	1655 @11

WICKETS IN EACH SEASON

Player Name	79/80	80/81	81/82	82/83	83/84	84/85	85/86	86/87	87/88	88/89	89/90	90/91	91/92	92/93	93/94	94/95	95/96	96/97	97/98
WILKIN Anthony	-	-	-	-	-	-	-	-	-	-	-	-	@ 16	@ 17	@ 13	@ 20	@ 18	@ 22	@ 13
BELL Geoff	-	39 @ 12	44 @ 9	29 @ 16	22 @ 17	37 @ 14	26 @ 20	32 @ 17	16 @ 35	19 @ 27	16 @ 17	14 @ 13	13 @ 24	24 @ 15	@ 7	9 @ 33	20 @ 16	26 @ 12	24 @ 18
SMITH John	-	-	1 @ 15	1 @ 30	7 @ 9	3 @ 31	4 @ 31	-	6 @ 26	3 @ 2	16 @ 14	-	11 @ 15	34 @ 13	13 @ 17	17 @ 28	18 @ 20	20 @ 13	18 @ 20
MARSHALL Ashley	-	-	-	-	-	-	-	-	-	-	-	-	-	-	-	-	-	4 @ 46	22 @ 15
WILLIAMS John	-	-	-	-	-	14 @ 16	14 @ 23	22 @ 14	24 @ 20	29 @ 18	33 @ 14	28 @ 15	30 @ 11	-	26 @ 16	23 @ 15	27 @ 15	24 @ 14	21 @ 13
WILLIAMS Scott	-	-	-	-	19 @ 18	25 @ 18	-	11 @ 30	16 @ 26	10 @ 15	10 @ 24	-	6 @ 19	-	-	-	24 @ 14	18 @ 20	25 @ 13
COOMBE Peter A	-	-	-	30 @ 11	27 @ 13	21 @ 17	23 @ 17	19 @ 23	27 @ 18	10 @ 14	31 @ 14	34 @ 15	11 @ 12	28 @ 15	5 @ 5	7 @ 19	2 @ 34	-	-
BROWN David F	-	-	-	-	-	-	-	-	-	-	-	-	-	-	-	-	2 @ 12	1 @ 47	25 @ 11
GIBBIE John	-	-	-	-	-	-	-	-	-	-	-	-	22 @ 16	32 @ 15	24 @ 20	33 @ 14	39 @ 16	57 @ 10	29 @ 17
BROWNE Noel	-	-	-	-	-	-	-	-	-	-	-	19 @ 21	34 @ 15	13 @ 28	9 @ 57	15 @ 33	-	-	25 @ 21
CRAIGIE Grant	-	-	-	-	-	-	2 @ 37	19 @ 17	20 @ 21	18 @ 25	16 @ 27	26 @ 18	15 @ 23	21 @ 21	17 @ 22	13 @ 34	27 @ 14	13 @ 17	-
HUCKSTEPP Craig	-	-	-	-	-	-	-	-	-	-	6 @ 32	18 @ 13	1 @ 51	20 @ 14	29 @ 16	27 @ 13	12 @ 22	9 @ 19	16 @ 19
MAZURKE Danny	-	5 @ 26	20 @ 15	-	1 @ 59	-	21 @ 19	18 @ 26	-	10 @ 30	2 @ 22	33 @ 15	42 @ 12	26 @ 18	-	2 @ 28	-	-	-
WILLCOX Steve	-	-	-	-	-	-	-	-	-	-	25 @ 15	25 @ 16	2 @ 64	-	15 @ 27	4 @ 65	3 @ 64	3 @ 19	13 @ 25
GIBBIE Mick	-	-	-	-	-	-	-	-	-	-	-	-	-	-	-	-	5 @ 32	29 @ 16	-
CONLEY Andrew	-	-	-	-	-	-	-	-	-	7 @ 36	17 @ 18	3 @ 15	9 @ 16	7 @ 34	22 @ 10	21 @ 19	25 @ 19	23 @ 19	8 @ 23
DENIET Scott	-	-	-	-	-	-	-	-	-	-	-	-	-	-	-	-	-	-	-
TONKIN Andrew	-	-	-	-	-	-	-	-	-	-	-	-	-	-	-	-	-	-	-
SINCLAIR Bob	43 @ 9	50 @ 9	24 @ 17	23 @ 15	7 @ 17	-	-	-	-	-	-	-	-	-	-	-	4 @ 22	5 @ 37	-
SIDON Brendon	-	-	-	-	-	-	-	-	-	-	-	-	-	-	-	-	-	-	-
PAPAGALLO Frank	-	22 @ 12	-	22 @ 14	29 @ 14	34 @ 14	22 @ 17	15 @ 18	5 @ 24	-	-	-	-	-	-	-	-	-	-
BURTENSHAW Dave	-	-	-	-	-	-	-	-	-	-	-	-	-	-	-	-	-	-	12 @ 29
McNAMARA Trinity	-	-	-	-	-	-	-	-	-	-	-	-	-	-	9 @ 36	8 @ 39	21 @ 16	34 @ 15	12 @ 11
RUSEY Shane	-	-	-	-	-	-	-	-	-	-	-	32 @ 12	13 @ 18	29 @ 14	20 @ 16	-	-	23 @ 13	1 @ 14
BRAMMY Simon	-	-	-	-	-	-	-	-	-	-	-	-	-	-	-	18 @ 20	1 @ 45	15 @ 21	17 @ 17
SCOTT Ron	-	-	-	-	-	-	-	-	-	-	-	-	-	-	-	14 @ 33	25 @ 15	4 @ 35	25 @ 16
DEANE Andrew	-	-	-	-	19 @ 12	47 @ 13	29 @ 13	17 @ 15	6 @ 40	6 @ 41	-	-	-	-	-	-	-	-	-
HUMPHERY Peter	-	-	-	-	-	-	-	-	-	-	-	-	25 @ 21	17 @ 28	12 @ 33	3 @ 7	13 @ 37	11 @ 23	-
WILLIAMS Rowan	-	-	-	-	-	-	-	-	-	-	-	-	-	-	-	-	-	-	-
GREEN Anthony	-	-	-	-	-	-	-	-	-	-	-	-	-	-	-	-	-	-	9 @ 22
PAITMORE Dave	3 @ 9	26 @ 12	41 @ 11	33 @ 9	8 @ 18	-	-	-	-	-	-	-	-	-	-	-	-	-	-
BROWN Mike	-	-	-	-	-	-	6 @ 12	-	5 @ 50	-	16 @ 21	23 @ 13	19 @ 17	10 @ 37	23 @ 19	1 @ 72	-	1 @ 40	-
LYNE Mick	-	-	-	-	-	-	-	-	-	-	-	-	-	-	-	-	-	-	-
PARHAM Trevor	14 @ 10	15 @ 11	18 @ 13	7 @ 6	-	-	2 @ 27	1 @ 8	3 @ 18	2 @ 42	3 @ 6	1 @ 50	2 @ 10	1 @ 42	1 @ 169	-	2 @ 26	3 @ 29	5 @ 32
HURCOMBE Peter	30 @ 11	26 @ 11	19 @ 22	16 @ 22	-	-	-	-	-	-	-	-	-	-	-	-	-	-	-
DENIET Josh	-	-	-	-	-	-	-	-	-	-	-	-	-	-	-	-	-	-	-
STEER Peter	-	-	-	5 @ 18	39 @ 14	8 @ 13	-	2 @ 28	11 @ 37	14 @ 24	-	-	-	-	-	-	-	-	-
HODGE David	12 @ 9	5 @ 19	9 @ 9	3 @ 32	4 @ 19	6 @ 13	20 @ 22	10 @ 20	3 @ 45	-	-	6 @ 23	3 @ 31	-	-	-	-	-	-
ISLAM Robiul	-	-	-	-	-	-	-	-	-	-	-	-	-	-	-	-	-	-	-
DEY Richard	-	-	-	-	-	-	-	-	-	-	-	-	-	-	9 @ 26	6 @ 37	6 @ 31	-	8 @ 17

WICKETS IN EACH SEASON

Player Name	98/99	99/00	00/01	01/02	02/03	03/04	04/05	05/06	06/07	07/08	08/09	09/10	10/11	11/12	12/13	13/14	14/15	15/16	Total
WILKIN Anthony	31 @ 14	41 @ 11	47 @ 16	25 @ 19	38 @ 14	12 @ 20	10 @ 17	20 @ 17	11 @ 32	23 @ 13	21 @ 23	15 @ 20	10 @ 19	20 @ 13	18 @ 16	20 @ 12	17 @ 17	19 @ 16	566 @ 16
BELL Geoff	12 @ 25	19 @ 11	5 @ 9	8 @ 22	5 @ 13	-	-	1 @ 26	1 @ 51	-	-	-	-	-	-	-	-	-	468 @ 17
SMITH John	29 @ 9	20 @ 14	15 @ 25	32 @ 12	23 @ 17	11 @ 28	7 @ 39	16 @ 17	18 @ 13	18 @ 12	11 @ 29	13 @ 20	6 @ 23	-	1 @ 72	12 @ 19	4 @ 22	2 @ 13	410 @ 17
MARSHALL Ashley	18 @ 24	15 @ 24	16 @ 24	29 @ 13	23 @ 18	6 @ 46	18 @ 22	8 @ 29	21 @ 12	22 @ 18	25 @ 12	23 @ 14	22 @ 18	25 @ 18	26 @ 16	20 @ 22	26 @ 11	23 @ 12	394 @ 18
WILLIAMS John	10 @ 22	-	-	1 @ 57	-	-	-	-	-	-	-	-	-	-	-	-	-	-	326 @ 16
WILLIAMS Scott	27 @ 15	1 @ 71	15 @ 23	9 @ 38	24 @ 13	12 @ 15	-	25 @ 14	20 @ 14	12 @ 25	9 @ 41	7 @ 7	-	-	-	-	-	-	325 @ 19
COOMBE Peter A	-	-	-	-	-	-	-	-	-	-	-	-	-	-	-	-	-	-	275 @ 15
BROWN David F	25 @ 18	31 @ 15	21 @ 18	22 @ 17	16 @ 18	20 @ 23	19 @ 15	17 @ 21	22 @ 17	14 @ 25	3 @ 55	13 @ 19	14 @ 10	6 @ 24	-	-	-	-	271 @ 18
GIBBIE John	19 @ 18	-	-	-	-	-	-	-	-	-	-	-	-	-	-	-	-	-	255 @ 15
BROWNE Noel	7 @ 39	23 @ 17	9 @ 12	7 @ 10	-	-	-	-	2 @ 98	1 @ 71	3 @ 67	19 @ 20	13 @ 30	12 @ 30	-	10 @ 14	10 @ 15	13 @ 22	244 @ 24
CRAIGIE Grant	-	-	-	-	-	10 @ 25	7 @ 22	3 @ 48	2 @ 19	-	-	-	-	-	-	-	-	-	229 @ 22
HUCKSTEPP Craig	20 @ 13	13 @ 27	6 @ 60	4 @ 19	-	-	-	-	-	-	-	-	7 @ 20	16 @ 15	4 @ 39	-	1 @ 55	-	209 @ 19
MAZURKE Danny	-	-	-	-	-	-	-	-	-	-	-	-	-	-	-	-	-	-	180 @ 18
WILLCOX Steve	5 @ 28	9 @ 30	8 @ 37	11 @ 21	8 @ 35	23 @ 17	5 @ 31	3 @ 46	5 @ 20	9 @ 25	-	-	-	-	-	-	-	-	176 @ 25
GIBBIE Mick	22 @ 22	26 @ 18	18 @ 14	26 @ 11	27 @ 22	20 @ 20	-	-	-	-	-	-	-	-	-	3 @ 10	-	-	176 @ 18
CONLEY Andrew	4 @ 29	14 @ 22	4 @ 46	1 @ 110	1 @ 95	-	2 @ 8	-	-	-	1 @ 4	2 @ 7	-	4 @ 14	-	-	-	-	175 @ 21
DENIET Scott	-	-	14 @ 16	25 @ 13	30 @ 15	21 @ 24	20 @ 18	24 @ 25	17 @ 31	20 @ 17	-	-	-	-	-	-	-	-	171 @ 20
TONKIN Andrew	-	-	-	-	23 @ 22	11 @ 31	17 @ 20	6 @ 35	19 @ 22	11 @ 21	13 @ 24	12 @ 24	17 @ 25	2 @ 49	11 @ 17	6 @ 29	6 @ 40	4 @ 14	158 @ 24
SINCLAIR Bob	-	-	-	-	-	-	-	-	-	-	-	-	-	-	-	-	-	-	156 @ 13
SIDON Brendon	-	-	13 @ 27	21 @ 23	15 @ 30	11 @ 33	18 @ 25	5 @ 24	9 @ 12	9 @ 9	23 @ 16	12 @ 16	13 @ 20	6 @ 32	-	-	-	-	155 @ 22
PAPAGALLO Frank	-	-	-	-	-	-	-	-	-	-	-	-	-	-	-	-	-	-	149 @ 15
BURTENSHAW Dave	22 @ 16	25 @ 15	33 @ 16	12 @ 19	26 @ 11	-	-	7 @ 19	-	-	-	-	-	-	-	-	-	-	137 @ 17
McNAMARA Trinity	-	-	-	5 @ 10	-	-	-	-	-	-	13 @ 18	24 @ 10	7 @ 24	-	4 @ 19	-	-	-	137 @ 17
RUSEY Shane	9 @ 24	-	-	-	-	-	-	4 @ 24	-	-	-	-	-	-	-	-	-	-	131 @ 15
BRAMMY Simon	10 @ 29	6 @ 22	6 @ 10	-	27 @ 13	1 @ 147	-	-	8 @ 31	11 @ 22	-	9 @ 15	-	-	-	-	-	-	129 @ 20
SCOTT Ron	10 @ 22	-	-	-	3 @ 19	23 @ 14	10 @ 35	-	-	-	-	-	-	-	-	-	-	10 @ 18	124 @ 20
DEANE Andrew	-	-	-	-	-	-	-	-	-	-	-	-	-	-	-	-	-	-	124 @ 16
HUMPHERY Peter	-	19 @ 26	8 @ 40	16 @ 16	-	-	-	-	-	-	-	-	-	-	-	-	-	-	124 @ 26
WILLIAMS Rowan	-	-	-	-	-	-	-	-	-	-	-	10 @ 27	15 @ 18	22 @ 17	25 @ 17	18 @ 21	14 @ 24	13 @ 21	117 @ 20
GREEN Anthony	9 @ 14	5 @ 22	6 @ 47	7 @ 25	3 @ 9	-	-	-	-	-	-	-	3 @ 24	18 @ 17	19 @ 24	2 @ 117	18 @ 19	17 @ 18	116 @ 23
PATMORE Dave	-	-	-	-	-	-	-	-	-	-	-	-	-	-	-	-	-	-	111 @ 11
BROWN Mike	-	-	-	-	-	-	-	-	-	-	-	-	-	-	-	-	-	-	104 @ 21
LYNE Mick	-	12 @ 13	20 @ 25	30 @ 15	14 @ 20	17 @ 21	6 @ 35	-	-	-	-	-	-	-	-	1 @ 52	-	-	100 @ 20
PARHAM Trevor	3 @ 30	2 @ 16	1 @ 54	1 @ 19	3 @ 30	1 @ 26	-	-	-	1 @ 6	-	1 @ 2	-	-	-	-	-	-	93 @ 19
HURCOMBE Peter	-	-	-	-	-	-	-	-	-	-	-	-	-	-	-	-	-	-	91 @ 15
DENIET Josh	-	-	-	-	-	-	-	-	4 @ 53	11 @ 38	6 @ 37	3 @ 33	7 @ 18	16 @ 25	6 @ 55	10 @ 32	14 @ 20	13 @ 24	90 @ 30
STEER Peter	6 @ 27	-	-	-	-	-	-	-	-	-	-	-	-	-	-	-	-	-	85 @ 20
HODGE David	-	-	1 @ 7	-	-	-	-	-	-	-	-	-	-	-	-	-	-	-	82 @ 19
ISLAM Robiul	-	-	-	-	-	-	-	-	-	-	-	-	-	-	18 @ 21	30 @ 14	23 @ 12	11 @ 9	82 @ 14
DEY Richard	11 @ 11	11 @ 15	2 @ 66	17 @ 14	8 @ 18	2 @ 25	-	-	1 @ 36	-	-	-	-	-	-	-	-	-	81 @ 21

RUNS AT EACH GROUND

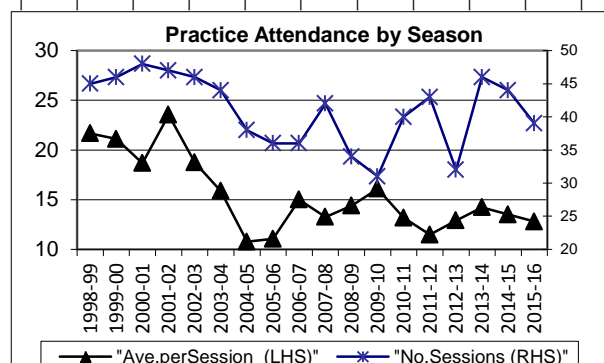
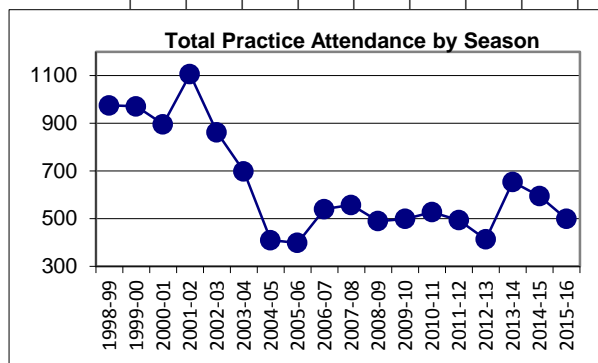
Player Name	WARRADALE P	AWAY GROUND	CAMDEN PRIM	MORPHETT/VIL	PLYMPTON HI	PLYMPTON HI	BRIGHTON HI	MAWSON/MARY	Total
PARHAM Trevor	845 @ 26	4302 @ 27	509 @ 46	80 @ 27	258 @ 14	- @ 0	853 @ 18	782 @ 23	7629 @ 25
CONLEY Andrew	-	4032 @ 35	-	39 @ 20	223 @ 16	-	1711 @ 26	1456 @ 40	7461 @ 32
HUGHES Peter	31 @ 10	3740 @ 23	422 @ 25	37 @ 9	186 @ 19	93 @ 31	2006 @ 20	609 @ 23	7124 @ 22
EDWARDS Rob	381 @ 22	3408 @ 27	1051 @ 40	196 @ 28	441 @ 44	-	640 @ 16	446 @ 23	6563 @ 27
HODGE Andrew	555 @ 24	3313 @ 31	1142 @ 42	188 @ 38	134 @ 22	21 @ 21	214 @ 21	661 @ 25	6228 @ 31
CRAIGIE Grant	28 @ 7	2634 @ 24	507 @ 32	97 @ 16	163 @ 18	-	737 @ 22	988 @ 31	5154 @ 24
BURNETT Bill	1131 @ 45	2774 @ 35	74 @ 25	182 @ 46	352 @ 27	-	288 @ 36	267 @ 27	5068 @ 36
BELL Geoff	235 @ 12	2459 @ 24	743 @ 35	12 @ 6	10 @ 3	-	127 @ 10	1322 @ 29	4908 @ 24
GIBBIE Dom	-	2473 @ 20	585 @ 33	-	27 @ 14	-	739 @ 18	770 @ 18	4594 @ 20
GIBBIE Mick	-	2109 @ 27	-	-	242 @ 24	-	1340 @ 35	478 @ 37	4169 @ 30
SMITH John	644 @ 32	2346 @ 20	452 @ 21	17 @ 17	5 @ 5	53 @ 11	190 @ 11	386 @ 21	4093 @ 20
SCHULTZ Kristian	-	2112 @ 21	-	-	-	-	1488 @ 19	492 @ 29	4092 @ 21
DAVIDSON Phil	-	2024 @ 19	173 @ 58	-	-	-	1636 @ 21	215 @ 24	4048 @ 21
CONROY Brian	998 @ 37	1843 @ 28	1036 @ 36	-	61 @ 61	95 @ 24	-	-	4033 @ 32
WILLIAMS Mark	-	2167 @ 26	88 @ 22	73 @ 12	314 @ 26	-	1043 @ 29	261 @ 26	3946 @ 26
PALMER Dave	-	1985 @ 20	84 @ 8	-	-	-	967 @ 20	453 @ 20	3489 @ 19
WILLIAMS John	197 @ 25	1796 @ 28	380 @ 48	149 @ 25	218 @ 27	-	350 @ 19	270 @ 30	3360 @ 28
TEMBY Paul	-	1683 @ 24	-	-	-	-	1017 @ 18	464 @ 19	3164 @ 21
BURNETT Tom	952 @ 29	1713 @ 30	316 @ 26	94 @ 19	39 @ 13	-	33 @ 11	-	3147 @ 28
DEY Richard	-	1399 @ 18	128 @ 26	-	-	-	1069 @ 18	489 @ 26	3085 @ 19
FORSTER Tony	121 @ 17	1423 @ 25	202 @ 29	79 @ 20	289 @ 29	-	322 @ 25	395 @ 33	2831 @ 26
ALSOP Greg	-	1506 @ 26	-	-	-	-	1278 @ 27	23 @ 23	2807 @ 26
HUXTABLE Andrew	-	1266 @ 16	441 @ 19	-	23 @ 12	-	519 @ 14	288 @ 24	2537 @ 17
MARSHALL Ashley	-	1243 @ 13	2 @ 2	-	-	-	309 @ 9	927 @ 21	2481 @ 14
NOBLE Bob	739 @ 22	1468 @ 27	211 @ 18	44 @ 11	16 @ 16	-	-	-	2478 @ 24
DALY Mick	707 @ 24	1154 @ 24	275 @ 20	41 @ 14	3 @ 3	231 @ 46	-	-	2411 @ 24
MONAHAN Phil	-	1339 @ 22	-	-	-	-	836 @ 19	198 @ 25	2373 @ 21
HEDGER John	-	1146 @ 19	160 @ 40	16 @ 16	473 @ 39	-	439 @ 18	125 @ 21	2359 @ 22
GIBBIE John	-	1209 @ 30	756 @ 29	-	- @ 0	50 @ 17	61	225 @ 25	2301 @ 29
LIPSETT Wes	-	1135 @ 35	-	-	-	-	666 @ 32	412 @ 41	2213 @ 35
TONKIN Andrew	-	1046 @ 17	-	-	-	-	803 @ 18	232 @ 29	2081 @ 18
CONROY Jason	-	1044 @ 14	387 @ 18	-	107 @ 15	-	175 @ 6	367 @ 14	2080 @ 13
ROWE Brenton	-	838 @ 11	38 @ 38	-	-	-	581 @ 14	497 @ 16	1954 @ 13
FULLER Paul	-	1106 @ 21	11 @ 11	-	152 @ 17	-	521 @ 13	149 @ 12	1939 @ 17
WILLCOX Steve	-	941 @ 18	161 @ 18	-	23 @ 8	74 @ 37	64 @ 16	598 @ 17	1861 @ 18
O'CONNELL Lachla	-	756 @ 33	-	-	-	-	1002 @ 46	73 @ 24	1831 @ 38
BROWN David F	-	1006 @ 15	115 @ 10	-	-	-	4 @ 1	704 @ 15	1829 @ 14
McNAMARA Trinity	-	789 @ 25	344 @ 22	-	-	-	590 @ 35	101 @ 20	1824 @ 26
CRAM Don	228 @ 21	801 @ 15	551 @ 22	51 @ 17	64 @ 64	38 @ 6	-	-	1733 @ 18
WILKIN Anthony	-	910 @ 11	-	-	68 @ 34	-	563 @ 11	114 @ 10	1655 @ 11
HARRISON Graham	-	930 @ 32	1 @ 1	249 @ 50	171 @ 21	-	173 @ 29	111 @ 28	1635 @ 31
COOMBE Peter A	303 @ 34	860 @ 36	354 @ 35	30	58 @ 15	-	-	-	1605 @ 34
HOLST Bill	115 @ 13	821 @ 26	331 @ 19	51 @ 13	37 @ 9	37 @ 19	41 @ 8	-	1433 @ 20
SWIFT Andrew	-	703 @ 18	-	-	-	-	176 @ 15	538 @ 16	1417 @ 17
DEANE Andrew	241 @ 24	861 @ 26	138 @ 14	167 @ 42	-	-	-	-	1407 @ 25
HALL Michael	-	883 @ 26	233 @ 23	-	-	8 @ 8	153 @ 13	124 @ 14	1401 @ 21
DEY Cameron	-	735 @ 15	284 @ 12	-	- @ 0	20 @ 20	26 @ 13	284 @ 12	1349 @ 13
BROWNE Noel	-	748 @ 17	-	-	133 @ 27	-	161 @ 9	291 @ 24	1333 @ 17
HODGE David	414 @ 19	467 @ 17	283 @ 35	-	76 @ 76	45 @ 23	-	1 @ 1	1286 @ 20
RUSSELL Nic	-	686 @ 30	-	-	-	-	231 @ 17	254 @ 127	1171 @ 30
EMERY Peter	-	683 @ 36	356 @ 30	-	52 @ 26	-	-	52 @ 17	1143 @ 32
MANOS George	459 @ 20	673 @ 26	-	-	-	-	-	-	1132 @ 23
GREEN Anthony	-	756 @ 17	-	-	-	-	89 @ 10	278 @ 16	1123 @ 16
PANSINI Angelo	-	532 @ 35	-	-	-	-	416 @ 52	167 @ 56	1115 @ 43
LUONG Bang	-	735 @ 17	2 @ 1	-	-	-	19 @ 6	356 @ 15	1112 @ 15
BROWN Mike	5 @ 5	348 @ 15	518 @ 23	-	65 @ 16	107 @ 18	- @ 0	-	1043 @ 18
DENIET Josh	-	526 @ 19	-	-	-	-	212 @ 18	295 @ 16	1033 @ 18
MITCHELL Rick	-	610 @ 29	-	-	201 @ 29	-	188 @ 47	-	999 @ 31
STEER Peter	313 @ 26	474 @ 22	83 @ 42	44 @ 11	-	-	47 @ 16	28 @ 28	989 @ 22
BROWN Andrew	-	504 @ 8	148 @ 9	-	-	-	-	312 @ 8	964 @ 8

WICKETS AT EACH GROUND

Player Name	WARRADALE P	AWAY GROUND	CAMDEN PRIM	MORPHETT/VIL	PLYMPTON HI	PLYMPTON HI	BRIGHTON HI	MAWSON/MARY	Total
WILKIN Anthony	-	290 @ 18	-	-	17 @ 12	-	214 @ 14	45 @ 17	566 @ 16
BELL Geoff	101 @ 13	228 @ 18	63 @ 18	11 @ 27	15 @ 22	-	7 @ 34	43 @ 12	468 @ 17
SMITH John	6 @ 27	217 @ 18	46 @ 19	3 @ 2	3 @ 8	5 @ 9	35 @ 23	95 @ 14	410 @ 17
MARSHALL Ashley	-	188 @ 19	2 @ 51	-	-	-	86 @ 16	118 @ 15	394 @ 18
WILLIAMS John	12 @ 21	161 @ 17	25 @ 20	22 @ 15	35 @ 12	-	36 @ 15	35 @ 11	326 @ 16
WILLIAMS Scott	21 @ 18	172 @ 19	18 @ 26	8 @ 14	-	3 @ 14	76 @ 18	27 @ 16	325 @ 19
COOMBE Peter A	49 @ 13	134 @ 16	44 @ 17	8 @ 15	37 @ 15	3 @ 5	-	-	275 @ 15
BROWN David F	-	136 @ 19	-	-	-	-	9 @ 20	126 @ 16	271 @ 18
GIBBIE John	-	136 @ 14	81 @ 17	-	4 @ 8	7 @ 10	-	27 @ 15	255 @ 15
BROWNE Noel	-	125 @ 26	-	-	31 @ 19	-	40 @ 28	48 @ 19	244 @ 24
CRAIGIE Grant	1 @ 41	107 @ 22	31 @ 25	9 @ 26	25 @ 22	-	32 @ 23	24 @ 13	229 @ 22
HUCKSTEPP Craig	-	96 @ 20	32 @ 18	-	3 @ 11	3 @ 32	47 @ 19	28 @ 17	209 @ 19
MAZURKE Danny	25 @ 16	77 @ 19	59 @ 18	6 @ 29	13 @ 10	-	-	-	180 @ 18
WILLCOX Steve	-	76 @ 28	20 @ 25	-	16 @ 16	7 @ 17	2 @ 93	55 @ 22	176 @ 25
GIBBIE Mick	-	93 @ 19	-	-	-	-	66 @ 17	17 @ 17	176 @ 18
CONLEY Andrew	-	75 @ 25	-	8 @ 24	12 @ 19	-	46 @ 18	34 @ 16	175 @ 21
DENIET Scott	-	86 @ 20	-	-	-	-	80 @ 19	5 @ 19	171 @ 20
TONKIN Andrew	-	80 @ 25	-	-	-	-	59 @ 25	19 @ 20	158 @ 24
SINCLAIR Bob	76 @ 11	76 @ 15	4 @ 20	-	-	-	-	-	156 @ 13
SIDON Brendon	-	63 @ 28	-	-	-	-	81 @ 19	11 @ 10	155 @ 22
PAPAGALLO Frank	60 @ 14	81 @ 15	8 @ 26	-	-	-	-	-	149 @ 15
BURTENSHAW Dave	-	65 @ 18	-	-	-	-	72 @ 15	-	137 @ 17
McNAMARA Trinity	-	65 @ 17	31 @ 20	-	-	-	24 @ 17	17 @ 15	137 @ 17
RUSEY Shane	-	56 @ 20	-	-	42 @ 9	-	21 @ 15	12 @ 14	131 @ 15
BRAMMY Simon	-	75 @ 21	1 @ 51	-	-	-	34 @ 20	19 @ 17	129 @ 20
SCOTT Ron	-	76 @ 18	9 @ 21	-	-	-	17 @ 27	22 @ 23	124 @ 20
DEANE Andrew	38 @ 10	71 @ 16	13 @ 25	2 @ 52	-	-	-	-	124 @ 16
HUMPHERY Peter	-	37 @ 36	39 @ 27	-	5 @ 7	15 @ 12	-	28 @ 22	124 @ 26
WILLIAMS Rowan	-	51 @ 24	-	-	-	-	36 @ 14	30 @ 19	117 @ 20
GREEN Anthony	-	68 @ 24	-	-	-	-	17 @ 21	31 @ 20	116 @ 23
PATMORE Dave	69 @ 9	42 @ 15	-	-	-	-	-	-	111 @ 11
BROWN Mike	3 @ 13	42 @ 20	36 @ 26	-	16 @ 11	6 @ 24	1 @ 47	-	104 @ 21
LYNE Mick	-	53 @ 23	-	-	-	-	28 @ 19	19 @ 11	100 @ 20
PARHAM Trevor	29 @ 8	49 @ 21	2 @ 20	-	1 @ 50	-	10 @ 34	2 @ 12	93 @ 19
HURCOMBE Peter	57 @ 13	34 @ 20	-	-	-	-	-	-	91 @ 15
DENIET Josh	-	32 @ 44	-	-	-	-	18 @ 22	40 @ 23	90 @ 30
STEER Peter	36 @ 11	35 @ 19	6 @ 54	7 @ 34	-	-	-	1 @ 33	85 @ 20
HODGE David	25 @ 17	44 @ 16	10 @ 36	-	-	2 @ 30	-	1 @ 6	82 @ 19
ISLAM Robiul	-	31 @ 14	-	-	-	-	6 @ 27	45 @ 12	82 @ 14
DEY Richard	-	28 @ 25	6 @ 31	-	-	-	36 @ 17	11 @ 15	81 @ 21

MOST PRACTICE POINTS IN LAST 20 SEASONS

Player Name	96/97	97/98	98/99	99/00	00/01	01/02	02/03	03/04	04/05	05/06	06/07	07/08	08/09	09/10	10/11	11/12	12/13	13/14	14/15	15/16	Total
MARSHALL Ashley	290	310	315	305	340	290	340	300	225	245	270	325	280	240	260	270	225	225	220	160	5435
SCHULTZ Kristian	-	55	275	325	330	325	285	220	230	250	220	195	250	200	265	160	245	225	170	90	4315
SMITH John	295	270	315	240	255	320	260	280	170	190	190	135	190	155	155	170	85	225	155	102	4157
GIBBIE Don	210	195	305	285	355	325	345	285	165	75	95	40	95	140	120	145	90	80	120	64	3534
HUGHES Peter	250	255	280	215	235	185	175	250	195	150	130	90	175	150	165	125	95	90	100	92	3402
PALMER Dave	225	230	185	210	40	160	165	140	110	20	160	30	155	160	300	275	200	295	250	70	3380
DAVIDSON Phil	235	275	230	270	220	185	250	280	275	285	130	240	165	140	20	-	30	30	20	-	3280
BELL Geoff	315	320	310	285	295	290	135	230	125	70	180	120	145	20	60	-	10	30	50	-	2990
PARHAM Trevor	170	215	170	240	240	255	190	155	65	65	160	70	140	155	125	115	40	105	-	-	2675
TEMEY Paul	-	-	-	-	80	270	220	165	150	125	210	260	225	235	215	150	140	115	50	32	2642
BROWN David F	270	280	310	295	290	300	130	175	105	85	165	80	-	-	-	-	-	-	-	-	2485
DEY Richard	205	110	45	195	205	190	150	110	-	-	10	160	70	175	170	40	110	80	220	152	2397
ROME Brenton	215	200	175	240	150	160	120	90	100	90	100	20	50	-	185	30	10	-	-	-	1935
ALSOPI Greg	-	195	280	175	205	250	205	200	100	75	200	-	-	-	-	-	-	-	-	-	1885
DENNET Scott	-	-	-	-	160	320	285	285	180	225	240	165	10	-	-	-	-	-	-	-	1870
CONLEY Andrew	235	230	240	255	40	65	95	10	10	10	85	85	90	125	60	40	15	70	-	8	1768
HUCKSTEPP Craig	250	195	165	235	200	100	-	-	-	-	-	-	10	-	100	160	140	125	70	-	1750
TONKIN Andrew	-	-	-	-	-	-	80	215	155	160	165	190	190	170	25	45	30	100	170	48	1743
GIBBIE Mick	255	-	220	250	105	210	280	210	-	-	-	-	-	-	-	-	-	30	95	-	1655
WILLIAMS Scott	200	220	165	45	190	155	145	65	-	20	85	105	110	65	10	-	10	-	-	8	1598
WILLIAMS Rowan	-	-	-	-	-	-	-	-	-	-	-	-	-	110	260	285	225	290	290	132	1592
WILKIN Anthony	180	230	210	205	195	130	110	135	20	10	20	60	-	-	-	-	10	30	10	4	1559
EDWARDS Rob	185	170	195	130	155	190	150	130	50	25	30	-	-	10	-	-	-	-	-	-	1420
HODGE Andrew	210	245	275	205	205	145	55	20	30	-	-	-	-	-	-	-	-	-	-	-	1390
BRAMMY Simon	215	200	210	140	50	-	140	80	10	10	110	135	30	-	-	-	-	-	-	-	1330
TONKIN Braedon	-	-	-	-	-	-	-	-	-	-	-	120	100	120	205	230	135	150	90	148	1298
FULLER Paul	225	170	210	175	40	225	80	100	10	10	20	-	-	-	-	-	-	-	-	-	1265
SCOTT Anthony	-	90	250	280	195	185	240	-	-	10	-	-	-	-	-	-	-	-	-	-	1250
LIJONG Bang	90	145	280	300	230	75	45	55	-	-	-	-	-	-	-	-	-	-	-	-	1220
CRAIGIE Grant	290	-	-	-	-	-	-	155	115	85	30	90	70	75	90	80	20	20	60	32	1212
GREEN Anthony	-	95	60	140	160	70	40	-	-	10	-	-	-	-	180	125	95	70	150	16	1211
CONROY Jason	40	-	-	85	260	205	215	-	-	-	-	-	-	20	40	40	30	95	140	16	1186
HUXTABLE Andrew	40	-	40	40	20	200	55	-	70	105	220	165	155	10	-	-	-	-	-	-	1120
SIDON Brendon	-	-	-	50	170	125	110	60	40	30	-	170	205	60	60	10	-	-	-	-	1090
SHEARER Duncan	-	-	-	-	-	-	95	175	150	155	265	95	30	-	-	-	-	50	-	-	1015
MCAHAN Phil	-	-	-	-	-	-	-	-	-	-	225	120	95	120	115	75	55	50	85	56	996
MARKS Greg	-	-	-	-	-	-	-	-	-	-	-	-	-	180	255	220	140	175	-	12	982
PUGH Ben	-	-	-	-	-	-	-	-	-	-	70	275	270	230	115	-	-	-	-	-	960
HODGE David	10	-	80	10	240	310	260	45	-	-	-	-	-	-	-	-	-	-	-	-	955
BEATTIE John	-	-	-	300	205	315	105	-	-	-	-	-	-	-	-	-	-	-	-	-	925
WILLIAMS Mark	130	280	230	55	60	60	20	20	30	10	-	-	-	-	-	-	-	-	-	-	895
BROWN Andrew	210	155	40	90	50	225	45	-	-	-	-	-	-	-	-	-	-	-	-	-	815
RAYLISS Paul	-	-	-	-	-	-	-	-	-	-	-	-	-	-	145	205	120	190	155	-	815
SPANTON Troy	-	-	-	-	-	-	-	-	-	-	-	-	-	-	-	-	-	320	295	196	811
PANSINI Angelo	-	-	-	-	-	-	-	-	-	-	-	-	-	-	-	-	-	285	305	196	786
BROWNE Noel	-	250	185	30	10	20	10	-	-	-	20	10	35	50	20	40	-	20	20	24	744
CONROY Gavin	-	-	-	-	-	245	255	205	35	-	-	-	-	-	-	-	-	-	-	-	740
BURTENSHAW Dave	-	75	50	140	130	185	55	-	80	-	-	-	-	-	-	-	-	-	-	-	715
HARPER Brent	-	-	-	-	-	-	-	-	-	-	20	180	240	245	-	-	-	-	-	-	685
LIPSETT Wes	-	-	-	-	-	-	-	-	-	-	-	-	170	155	80	120	45	110	-	-	680
ARMAN Ben	-	-	-	-	-	-	-	-	-	-	-	-	-	-	-	115	155	255	10	136	671
GIBBIE John	265	215	145	10	10	-	-	-	-	-	-	-	-	-	-	-	-	-	-	-	645
DENNET Josh	-	-	-	-	-	-	30	55	-	10	85	150	50	40	10	60	50	65	20	12	637
WILKINS Graham	210	250	135	25	-	-	-	-	-	-	-	-	-	-	-	-	-	-	-	-	620
EDWARDS Shaun	-	-	-	-	-	-	-	-	160	160	100	185	-	-	-	-	-	-	-	-	605
MARTIN Anthony	-	-	-	-	-	-	-	-	-	-	-	-	-	-	-	-	60	225	195	124	604
THOMSON Peter	245	180	140	10	-	-	-	-	-	-	-	-	-	-	-	-	-	-	-	-	575
BILLING Jarrod	120	185	-	20	10	120	-	-	10	50	55	-	-	-	-	-	-	-	-	-	570
WILCOX Steve	25	20	30	105	115	40	10	30	35	35	55	60	-	-	-	-	-	-	-	-	560
MATTHEWS Jacob	-	-	-	-	-	-	-	-	-	-	-	-	-	-	65	205	115	-	40	130	555
BROOKER Christia	-	-	-	-	-	-	-	-	-	-	-	-	-	-	-	-	220	235	100	-	555
BARTON Matthew	-	-	-	-	120	190	200	20	20	-	-	-	-	-	-	-	-	-	-	-	550
CAIRNEY Columba	140	165	125	45	65	-	-	-	-	-	-	-	-	-	-	-	-	-	-	-	540
ROUTLEDGE Steve	-	-	-	-	-	-	-	-	-	-	-	220	180	140	-	-	-	-	-	-	540
COREY Mark	-	-	-	-	-	185	170	140	-	-	-	-	-	-	-	-	-	-	-	-	495
WOOD Shane	240	250	-	-	-	-	-	-	-	-	-	-	-	-	-	-	-	-	-	-	490
DEY Cameron	165	65	20	85	40	40	40	-	-	-	-	-	-	-	-	-	-	-	-	-	455
WILSON Jarrod	-	-	-	-	-	215	115	-	-	-	-	-	25	100	-	-	-	-	-	-	455
LYNE Mick	-	-	-	50	80	220	10	55	35	-	-	-	-	-	-	-	-	-	-	-	450
MCMANARA Trinity	120	20	-	-	10	30	-	-	-	-	-	-	115	105	40	-	10	-	-	-	450



MOST SUCCESSIVE GAMES PLAYED

Games	Name	From	To
290	HUGHES Peter	r2 1991/92	CURRENT
220	MARSHALL Ashley	GF 1996/97	CURRENT
122	CRAIGIE Grant	GF 1985/86	r7 1996/97
122	WILKIN Anthony	r2 1994/95	r3 2004/05
118	EDWARDS Rob	r1 1995/96	r1 2005/06
114	BROWN Andrew	r1 1993/94	r11 2002/03
98	GIBBIE Dom	r7 1996/97	r2 2005/06
89	PALMER Dave	r5 2008/09	CURRENT
83	BROWN David	r1 1995/96	r3 2002/03
78	MONAHAN Phil	r2 2008/09	r2 2015/16
77	NOBLE Bob	r1 1980/81	r7 1986/87
68	DEY Cameron	r1 1991/92	r10 1996/97
68	HODGE Vin	r11 1995/96	r7 2001/02
68	DAVIDSON Phil	r6 2001/02	r3 2007/08
68	GIBBIE Dom	r4 2007/08	r2 2013/14
66	WILLIAMS Rowan	r4 2010/11	CURRENT
62	SCHULTZ Kristian	r9 1997/98	r4 2003/04
61	GIBBIE Dom	r1 1991/92	r5 1996/97
61	GIBBIE John	r8 1991/92	r8 1996/97
61	TEMBY Paul	r11 2005/06	r2 2011/12
59	CONLEY Andrew	r6 2007/08	r5 2012/13
58	SCHULTZ Kristian	r7 2004/05	r7 2009/10
57	GIBBIE Mick	r1 1991/92	r6 1995/96
57	BELL Geoff	r6 1995/96	r3 2000/01
56	PARHAM Trevor	r2 1979/80	r11 1983/84
56	BURNETT Bill	r2 1981/82	r11 1985/86
54	BROWN Mike	r7 1989/90	r2 1994/95
52	BELL Geoff	SF 1990/91	r4 1995/96
50	ALSOP Greg	r3 1999/00	r6 2003/04

* matches missed when the player's grade (or a lower grade) isn't playing (e.g. byes, forfeits, finals) do not break a sequence.

MOST RUNS IN A SEASON BEFORE XMAS

Rank	Player Name	Ga	Inn	NO	Runs	Ave	Innings Scores					% Tm	%@ Cr	Strokes			Year & Div		
							Hi	100	>50	>30	>10			>0*	0	6s		4s	1s
1	ALSOP Greg	6	5	-	405	81.0	118	3	-	2	-	-	-	36	55	16	35	89	2001/02 3
2	EDWARDS Rob	6	7	2	400	80.0	86*	-	5	1	1	-	-	31	49	6	47	105	1995/96 5
3	GIBBIE Mick	6	6	-	370	61.7	98	-	4	2	-	-	-	28	54	9	41	103	2002/03 6;2
4	HODGE Andrew	6	6	1	367	73.4	123	1	3	1	-	1	-	30	58	4	53	70	1997/98 5
5	PANSINI Angelo	6	6	2	345	86.3	212*	1	1	-	3	1	-	30	71	26	31	41	2015/16 6;7
6	CONLEY Andrew	6	4	-	340	85.0	126	3	-	-	-	1	-	27	48	5	54	82	2009/10 6
7	HODGE Andrew	6	6	1	329	65.8	91	-	4	1	-	1	-	30	61	9	43	65	1996/97 6
8	CRAIGIE Grant	6	6	-	317	52.8	107	1	2	-	2	-	1	29	52	8	31	86	2007/08 6
9	BELSAK Andrew	6	6	-	302	50.3	117	1	2	-	3	-	-	24	56	9	42	58	2015/16 2
10	DALY Mick	5	4	-	300	75.0	123	1	2	-	1	-	-	25	50	7	40	64	1989/90 6
11	LIPSETT Wes	6	6	1	290	58.0	104*	2	-	2	-	2	-	27	51	6	38	52	2013/14 2
12	ALSOP Greg	6	6	1	284	56.8	106	1	2	-	2	1	-	25	59	5	37	54	2000/01 2
13	EDWARDS Rob	6	6	1	283	56.6	135*	1	1	2	1	-	1	23	46	7	26	80	1998/99 2
14	PALMER Dave	5	6	1	280	56.0	140	1	2	-	1	-	2	27	52	3	29	54	2006/07 4;1
15	BURNETT Bill	5	5	3	279	139.5	133*	1	1	1	2	-	-	24	48	1	38	105	1982/83 3
16	CONLEY Andrew	6	5	3	277	138.5	163*	1	1	1	1	-	1	30	48	4	40	62	2011/12 6

MOST WICKETS IN A SEASON BEFORE XMAS

Rank	Player Name	Ga	In	Overs	Mdn	Runs	Wkts	Ave	Innings	Figures	Ba/Wkt	Run/Over	%	Year & Div
									Best	6w 5w 4w 3w			Tm	
1	SINCLAIR Bob	6	9	109.2	28	231	29	8.0	7/24	1 3 - 1	23	2.1	40	1980/81 5
2	WILKIN Anthony	6	7	126.2	26	371	29	12.8	6/43	1 1 3 2	26	2.9	47	2000/01 1
3	PATMORE Dave	5	9	85.4	30	204	28	7.3	6/28	1 3 - -	18	2.4	33	1981/82 6
4	GIBBIE John	6	7	100.4	12	364	27	13.5	6/42	1 1 2 2	22	3.6	41	1996/97 6
5	SINCLAIR Bob	6	9	98.4	38	164	26	6.3	5/14	- 1 2 2	23	1.7	30	1979/80 6
6	BURTENSHAW Dave	6	7	116	29	298	26	11.5	5/18	- 3 1 1	27	2.6	43	2002/03 1
7	BELL Geoff	5	7	80.1	15	236	25	9.4	6/33	1 - 3 2	19	2.9	38	1980/81 7
8	BELL Geoff	5	7	80.1	28	199	23	8.7	7/40	1 1 2 -	21	2.5	38	1981/82 4
9	KING Dave	5	9	91.1	43	138	22	6.3	6/29	1 1 1 1	25	1.5	29	1979/80 6
10	DEANE Andrew	5	8	99	22	279	22	12.7	5/76	- 1 2 2	27	2.8	31	1984/85 3
11	MAZURKE Danny	5	6	86	20	220	21	10.5	6/38	1 1 1 1	25	2.6	38	1991/92 5
12	GIBBIE John	6	7	73.3	18	210	20	10.5	5/21	- 2 1 1	22	2.9	37	1995/96 6
13	SMITH John	5	5	64	11	245	20	12.3	7/39	1 1 1 -	19	3.8	49	1992/93 4
14	BELL Geoff	5	6	87.4	21	253	20	12.6	5/37	- 2 1 1	26	2.9	41	1986/87 2
15	PAPAGALLO Frank	6	6	91	14	282	20	14.1	6/32	1 - 1 2	27	3.1	37	1984/85 2
16	EDWARDS Shaun	6	6	105	16	425	20	21.3	6/81	1 - 3 -	32	4.0	43	2005/06 1

MOST WICKET-KEEPING DISMISSALS IN A SEASON BEFORE XMAS

Rank	Player Name	Games	WK Games	WK Dismissals		per WK Match	Year & Div	
				Ct	St	Total		
1	HUXTABLE Andrew	6	6	12	5	17	2.83	2007/08 2
2	BROWN Andrew	6	6	10	6	16	2.67	1996/97 6
3	FORSTER Tony	6	6	10	6	16	2.67	1997/98 1
4	SCHULTZ Kristian	6	6	14	1	15	2.50	2012/13 2
5	TEMBY Paul	6	6	13	1	14	2.33	2004/05 1
6	FORSTER Tony	4	4	10	3	13	3.25	1987/88 1
7	FORSTER Tony	4	4	7	6	13	3.25	1991/92 1
8	MANOS George	5	5	10	3	13	2.60	1981/82 6
9	HUXTABLE Andrew	6	6	13	-	13	2.17	2002/03 1

MOST CATCHES BY FIELDSMAN IN A SEASON BEFORE XMAS

Rank	Player Name	Games	Catches	Ct/Match	Year & Div
1	PARR Ashley	5	12	2.40	2001/02 5;6
2	CONROY Jason	6	11	1.83	1995/96 5;3
3	CONROY Brian	5	10	2.00	1987/88 2
4	LANDORF Jason	5	10	2.00	1996/97 2;5
5	FORSTER Sean	6	10	1.67	2003/04 4

YOUNGEST & OLDEST CENTURIES FOR WARRADALE

Rank	Age Years	YOUNGEST (<22yo) Player Name	Playr Score	Time Min	% Tm	%@ Cr	Scoring Stroke 6s 4s 3s 2s 1s	Bat Pos	Grade &Div	Opposition	Date
1	19.39	SHIPP Andrew	115*	135	41	52	- 14 7 8 22	No4	B 3	SOUTH ROAD	14-Dec-1985
2	19.50	HARRISON Graham	207	156	66	81	7 30 1 7 28	No4	D 6	MITCHAM	02-Nov-1991
3	19.60	BURNETT Bill	133*	200	44	50	1 18 - - 55	No4	A 3	HECTORVILLE	13-Nov-1982
4	20.65	BURNETT Bill	111*	190	49	54	- 10 2 12 41	No4	A 2	CIVIL AVIATION	03-Dec-1983
5	20.83	McNAMARA Trinity	111	114	47	65	10 5 - 12 7	No6	C 5	PLYMPTON FOOTB	08-Feb-1997
6	21.75	BURNETT Bill	110*	162	44	58	4 9 1 9 29	No5	A 2	ANZ BANK	05-Jan-1985
7	21.96	BURNETT Bill	110	230	53	59	- 9 6 13 30	No4	A 2	KARANA	23-Mar-1985
Rank	Age Years	OLDEST (>46yo) Player Name	Playr Score	Time Min	% Tm	%@ Cr	Scoring Stroke 6s 4s 3s 2s 1s	Bat Pos	Grade &Div	Opposition	Date
1	54.92	HUGHES Peter	125	243	36	39	1 15 - 10 39	Open	D 7	WOODCROFT	12-Mar-2016
2	51.75	HUGHES Peter	123*	171	47	53	2 15 - 13 25	No4	B 4	NORTH HAVEN	12-Jan-2013
3	49.78	CONLEY Andrew	129*	254	50	50	1 19 - 5 37	Open	B 4	HAMILTON	22-Feb-2014
4	49.61	HUGHES Peter	107*	118	60	63	- 22 - 1 17	No4	B 3	KESWICK	20-Nov-2010
5	48.04	CRAIGIE Grant	108	118	26	52	4 13 - - 32	No5	C 6	PORT NOARLUNGA	18-Oct-2014
6	47.97	PARHAM Trevor	128	140	43	68	3 18 - 9 20	Open	C 7	SOUTH ROAD	28-Oct-2006
7	47.67	CONLEY Andrew	120*	169	67	67	5 17 - 2 18	Open	C 6	COROMANDEL RAM	14-Jan-2012
8	47.44	CONLEY Andrew	163*	154	50	50	3 29 - - 29	Open	C 6	SOUTH ROAD	22-Oct-2011
9	47.10	EDWARDS Rob	135*	232	50	50	3 16 - 8 32	No3	B 2	SHEIDOW PARK	24-Oct-1998
10	46.87	HUGHES Peter	103	145	27	41	- 17 - 6 23	No5	B 4	WESTERN YOUTH	23-Feb-2008
11	46.78	PANSINI Angelo	212*	100	82	82	17 18 - 10 18	Open	D 7	HAMILTON	31-Oct-2015
12	46.28	BELL Geoff	107	184	43	52	- 14 - 8 35	Open	D 6	HECTORVILLE	02-Feb-2002
13	46.22	PARHAM Trevor	179*	234	63	63	3 25 - 10 41	Open	C 5	ST GEORGE	29-Jan-2005

YOUNGEST & OLDEST 6 WICKET HAULS FOR WARRADALE

Rank	Age Years	YOUNGEST (<22yo) Player Name	Over	Mdn	Runs	Wkts	Ave	Ba/ Wkt	Run/ Over	%Tm Wkt	Grade &Div	Opposition	Date
1	16.64	DENIET Josh	9	3	16	6	2.7	9.0	1.8	60	C 6	NORTH HAVEN	15-Dec-2007
2	18.12	KUSTERMANN Bernie	5.5	2	7	6	1.2	5.8	1.2	67	C 6	EDWARDSTOWN	02-Dec-1989
3	18.74	PAPAGALLO Frank	8.4	5	19	7	2.7	7.4	2.2	70	B 7	MITCHELL PARK	28-Mar-1981
4	19.51	McNAMARA Trinity	19	5	49	6	8.2	19.0	2.6	60	C 5	MODBURY HEIGHT	14-Oct-1995
5	20.22	TRAPPETT Doug	12	2	49	7	7.0	10.3	4.1	70	B 2	MITCHELL PARK	07-Mar-1987
6	20.27	CRAIGIE Grant	13.3	1	36	6	6.0	13.5	2.7	60	B 2	SALESIAN	10-Jan-1987
7	20.70	McNAMARA Trinity	16.2	2	57	7	8.1	14.0	3.5	70	C 5	ST GEORGE	21-Dec-1996
8	20.85	STEER Peter	17	2	51	7	7.3	14.6	3.0	70	B 4	MITCHELL PARK	12-Nov-1983
9	21*	LITSTER Dave	20	4	55	7	7.9	17.1	2.8	70	B 3	ADELAIDE CAVAL	18-Nov-1995
10	21*	RANGER Brenton	14	4	34	6	5.7	14.0	2.4	67	B 7	MITCHELL PARK	21-Mar-1981
11	21.22	STEER Peter	6.4	1	14	7	2.0	5.7	2.1	70	B 4	ADELAIDE CAVAL	24-Mar-1984
12	21.49	MARSHALL Ashley	5.3	1	6	6	1.0	5.5	1.1	67	D 5	COROMANDEL	01-Nov-1997
13	21.63	McNAMARA Trinity	15	4	29	6	4.8	15.0	1.9	60	C 4	SOUTHERN	29-Nov-1997
Rank	Age Years	OLDEST (>46yo) Player Name	Over	Mdn	Runs	Wkts	Ave	Ba/ Wkt	Run/ Over	%Tm Wkt	Grade &Div	Opposition	Date
1	52.59	SMITH John	15	2	66	6	11.0	15.0	4.4	75	C 4	KENILWORTH	18-Oct-2003
2	50.98	SMITH John	13.5	2	68	7	9.7	11.9	4.9	70	C 5	ICC SHARKS	09-Mar-2002
3	50.29	WILKIN Anthony	13	3	32	6	5.3	13.0	2.5	60	C 6	MORPHETTVILLE	21-Nov-2015
4	49.91	BRYSON Brett	10	1	35	6	5.8	10.0	3.5	60	D 7	MITCHELL PARK	16-Jan-2016
5	48.72	SMITH John	10	6	5	6	0.8	10.0	0.5	75	C 4	SOUTH ROAD	04-Dec-1999
6	47.86	SMITH John	19.2	5	31	7	4.4	16.6	1.6	70	C 4	PANORAMA	23-Jan-1999
7	46.78	PANSINI Angelo	6.2	3	7	7	1.0	5.4	1.1	78	D 7	HAMILTON	31-Oct-2015

* Approximate age, as exact birth date is not known. Other possible contenders for this table whose birth dates are unknown are: Dave LISTON 7/55 in 1999, Shaun EDWARDS 6/75 & 6/81 in 2005.

MOST SEASONS PLAYED

RANK	SEASONS	PLAYERS
1	36	Trevor PARHAM
2	35	John SMITH
3	33	Geoff BELL
4	31	Peter HUGHES
5	28	Rob EDWARDS, Andrew CONLEY
7	26	Andrew HODGE
8	25	Grant CRAIGIE, Dom GIBBIE, Anthony WILKIN
11	23	Scott WILLIAMS, Phil DAVIDSON
13	22	Jason CONROY
14	21	Richard DEY
15	20	Bill BURNETT, Andrew HUXTABLE, David BROWN, Ashley MARSHALL, Dave PALMER
20	19	Steve WILLCOX, Noel BROWNE, Kristian SCHULTZ
23	18	Craig HUCKSTEPP
24	17	Brenton ROWE, Paul FULLER
26	16	John WILLIAMS, Mark WILLIAMS, Andrew 'The Lizard' BROWN, Cameron DEY, Paul TEMBY
31	15	John HEDGER
32	14	Peter COOMBE, Tony FORSTER, Tom BURNETT, Dave HODGE, Andrew TONKIN, Andrew SWIFT
38	13	Brian CONROY, Simon BRAMMY, Brendon SIDON, Mick GIBBIE, Anthony GREEN
43	12	Don CRAM, Danny MAZURKE
45	11	Bob NOBLE, Mike DALY, Mike BROWN, Lachlan O'CONNELL, Columbia CAIRNEY, Phil MONAHAN, Josh DENIET, Ron SCOTT

HAT TRICKS (3 WICKETS IN SUCCESSIVE BALLS)

PLAYER	OPPONENT	Rnd	SEASON	Div & Grd	O	M	R	W
Herb COCHRANE	National Bank	10	1983/84	2 A	20	6	39	9
John WILLIAMS	Port Districts	10	1989/90	1 A	8.1	-	17	4
Peter COOMBE	Mitcham	2	1999/00	6 D	10	1	23	3
Ashley MARSHALL	St George	3	2006/07	7 C	7	2	35	6
Simon MYSTUIK	ICC Sharks	10	2007/08	6 C	9.5	4	41	5
Andrew TONKIN*	ICC Sharks	10	2007/08	2 A	10	2	28	4
Chad TRUSCOTT	Plympton Fb	1	2012/13	6 C	10	5	27	3
Anthony WILKIN**	Sheidow Pk	8	2013/14	7 D	13	4	21	5

*Andrew Tonkin took 4 wickets in 5 balls – the 4th ball was a no ball.

** Joel Wilkin took the hat trick in his 250th game. He finished the innings taking 5/0 off 10 balls.

- Jason Conroy took 3 wickets in 4 balls with the hat trick ball being dropped vs Adelaide Cavs, R10, 1999/00 (4C) – 10/1/25/3
- Andrew Deane took 4 wickets in 5 balls with the 3rd ball being a wide vs Adelaide Cavs, R6, 1985/86(3C) – 7/2/21/6

CARRIED BAT

The following opening batsman have batted through a completed innings to remain not out while all other batsman have been dismissed.

PLAYER	OPPONENT	R	SEASON	Div & Grd	SCORE
Tom BURNETT	Westminster	1	1983/84	2 A	38* out of 121
John SMITH	Mitsubishi	GF	1991/92	6 D	68* out of 164
Andrew CONLEY	Keswick	8	1994/95	1 A	124* out of 231
Dave PALMER	Westminster	2	1998/99	4 C	75* out of 130 (9 all out)
Brenton ROWE	St George	9	1999/00	4 C	28* out of 51 (8 all out)
Andrew CONLEY	South Park	SF	2009/10	6 C	122* out of 240
Dave PALMER (nearly)	ICC Sharks	6	1997/98	4 C	71* out of 9/169

PICKET FENCE (MOST SUCCESSIVE SINGLES IN AN INNINGS)

28	John SMITH (58*)	vs Coromandel	R8 1985/86 (3B)
23	Bill BURNETT (46*)	vs Keswick	R9 1980/81 (5A)
19	John SMITH (62*)	vs Hectorville	R10 1980/81 (7B)
19	Mark WILLIAMS (88)	vs ANZ Bank	R3 1989/90 (3B)
18	Dave HODGE (54)	vs Plympton Foot	R6 1982/83 (5B)
18	Rob EDWARDS (52)	vs Eastwood	R9 1982/83 (3A)
17	Tom BURNETT (26)	vs Campbelltown	R7 1980/81 (5A)
17	Rob EDWARDS (102*)	vs State Bank	R2 1992/93 (2B)
17	Gavin CONROY (42)	vs Western Youth Centre	R10 2002/03 (4C)
16	Andrew SHIPP (83)	vs Coromandel Ramblers	R4 1985/86 (3B)
16	Mick MCCULLOUGH (23)	vs Westminster	R5 1992/93 (4C)
16	Geoff BELL (78)	vs Ridge Park	R11 1997/98 (4D)

MISCELLANEOUS SEQUENCES**MOST SUCCESSIVE 50'S**

7	Vin HODGE	1996/97 62, 65, 91, 66, 85, 125*, 116
4	Brian CONROY	1982/83 83, 153*, 54, 156*
4	Tony FORSTER	1996/97 81, 61, 65, 110

MOST SUCCESSIVE 40'S

10	Vin HODGE	1996/97 44*, 62, 65, 91, 66, 85, 125*, 116, 40, 60
----	-----------	--

MOST SUCCESSIVE 30'S

7	Tom BURNETT	1981/82 33*, 74, 45, 44*, 49, 32, 30, 42
---	-------------	--

MOST SUCCESSIVE FIVE- WICKET HAULS

3	Herb COCHRANE	1984/85 6/56, 8/53, 5/54
3	Danny MAZURKE	1992/93 5/50, 5/44, 6/36
3	John GIBBIE	1996/97 6/33, 5/12, 6/29

MOST SUCCESSIVE MAIDENS

11	Joel WILKIN	1991/92 vs Coromandel Ramblers 2B
----	-------------	-----------------------------------

MOST MAIDENS IN AN INNINGS

14	Frank PAPAGALLO	1982/83 vs Civil Aviation 5B
----	-----------------	------------------------------

HALF-CENTURY PARTNERSHIPS IN EACH INNINGS OF A MATCH

In 1988/89, Jack Doherty and Geoff Bell achieved a unique double by scoring a half-century partnership in each innings of the match vs Adelaide Cavaliers in Round 9, in B-Grade, Division 2.

1 st Innings	– 9 th wicket : 50	J. DOHERTY (28)	& G. BELL (14)
2 nd Innings	– 5 th wicket : 61*	J. DOHERTY (26*)	& G. BELL (59*)