

WARRADALE CRICKET CLUB

YEAR BOOK 2017/18

CONTENTS

1-1	Contents
1-2	Club sponsors
1-7 to 1-78	SECTION 1: 2017/18 SEASON
1-8	2017/18 Club Officials
1-9	2017/18 Life Members
1-18	John Smith Retirement Article
1-20	Milestones, Records & Achievements for 2017/18
1-23	2017/18 Milestone Player Statistics
1-28	Trophy Winners for 2017/18
1-30	Team Player of the Year Votes for 2017/18
1-32	Cricketer of The Year for 2017/18
1-33	Premiership Ladders & Match Results for 2017/18
1-37	President's Report
1-38	A Grade Match Reports and Scorecards for 2017/18
1-48	B Grade Match Reports and Scorecards for 2017/18
1-59	C Grade Match Reports and Scorecards for 2017/18
1-68	D Grade Match Reports and Scorecards for 2017/18
1-73	Combined Statistics for 2017/18
2-1 to 2-34	SECTION 2: CLUB & TEAM RECORDS 1979/80 – 2017/18
2-2	Win-loss records, team positions, team scoring records, win/loss sequences
2-7	History of Grounds and Clubrooms
2-8	Club Executive Officials, Committee Members & Captains
2-11	Trophy Winners – Captain's, Batting & Bowling Trophies, Club Trophies, Association awards
2-18	Adelaide and Suburban Cricket Association – Premiership Winners from 1899/1900
2-20	Warradale Premiership Teams, Premiership players
2-23	Best Team Player of Season
2-24	Cricketer of the Year – points system, winners & runners-up, most top 10's, yearly rankings
2-28	Life Member achievements & Selection Policy
2-31	Warradale and Australian Test Cricketers Player Numbers
3-1 to 3-102	SECTION 3: PLAYER RECORDS 1979/80 – 2017/18
3-2	Individual Career Batting, Bowling and Fielding Statistics for All Players
3-14	Most Career games
3-15	Career Batting Records
3-25	Career COTY points, All-rounders, Wicket-keeping, Fielding Records
3-28	Career Bowling Records
3-33	Individual Innings Records for Batting, Partnerships and All Rounders
3-40	Individual Innings for Bowling and Fielding
3-43	Individual Season Records (Batting, Bowling, Fielding)
3-46	Grade Records (A, B, C, D grades)
3-62	Division Records (Div 1-8)
3-77	Opposition Records (Career runs/wickets against individual clubs)
3-82	Finals Records
3-84	Ground Records
3-86	Individual Milestone Records (quickest to match, batting, bowling, fielding milestones)
3-94	Miscellaneous Statistics – runs/wickets in each Grade, Division, Season & practice points
3-99	Miscellaneous Records – youngest/oldest, before Xmas, successive games etc...

WEB SITE

A digital copy of this **35th edition** of the WCC yearbook can be downloaded from our website at **www.warradalecc.org.au/html/yearbook.html**

ACKNOWLEDGEMENTS

Thank you to the President and Captains for their reports, to those who contributed photos, and to John Smith for the life member articles and compiling the 2017/18 records & achievements.

EDITOR: Peter Hughes

CLUB SPONSORS 2017/18

WARRADALE HOTEL

234 Diagonal Rd,
Warradale SA 5046

Ph. (08) 8296 1019

www.warradalehotel.com.au

WARRADALE HOTEL

CENTURY 21 BAYSIDE BRIGHTON

www.century21.com.au/brighton



BLACKWOOD SOUND CENTRE

4 Coromandel Parade,
Blackwood, SA, 5051 Ph: (08) 8278 6888

www.blackwoodsound.com.au



MGA INSURANCE BROKERS

Peter Coombe
Mobile: 0405 828 051

For general and home insurance



SMARTLINE MORTGAGE ADVISORS

Andrew Tonkin
Mobile: 0407 394 735



Andrew Tonkin 0407 394 735

SOLOMON'S FLOORING REYNELLA

35 Sheriffs Rd,
Lonsdale, SA, 5160

Nic Russell
Ph: (08) 8381 3977

www.solomons.com.au/store/reynella-lonsdale



SOLOMONS
FLOORING
REYNELLA

NIC RUSSELL (08) 8381 3977

CLUB SPONSORS 2017/18

PLANTINUM FINE HOMES

Anthony Green
Ph: (08) 8353 2111
Mob : 0419 804 607
www.platinumfinehomes.com.au



LEVENTIS LAWYERS

Louis Leventis
(08) 8410 0008
www.leventislawyers.com.au



PAT'S PIZZA

331 Morphet Road, Oaklands Park
Ph: (08) 8298 3344
www.patspizza.com.au



X-GOLF MARION

838-842 Marion Road, Marion
Ph: (08) 8377 0883
www.xgolf.com.au



AKERS OF LAWN

578-580 States Road, Onkaparinga Hills
Ph: (08) 8326 3255
www.akersoflawn.com.au



ELDER MEAT STORE

31c Elder Tce, Glengowrie
Ph: (08) 8295 4784



THE WASH

Bayside Village Shopping Centre, Glenelg
Ph: (08) 8376 5770



CLUB SPONSORS 2017/18



456 Brighton Road, Brighton SA, 5048

Larry Collin

Mobile: 0412 477 993

Phone: (08) 8298 6999

Our team specialises in buying, selling, renting and leasing properties found in:

- | | | |
|------------------|--------------------|----------------|
| > Brighton | > Marion | > Seacliff |
| > North Brighton | > Dover Gardens | > Marino |
| > South Brighton | > Seacombe Gardens | > Hallett Cove |
| > Hove | > Seacombe Heights | > Sheidow Park |
| > Warradale | > Seaview Downs | > Trott Park |
| > Oaklands Park | > Seacliff Park | |

and all surrounding suburbs in the Council areas of Marion and Holdfast Bay.

		<p>Larry Collin 0412 477 993 <i>Selling Homes</i></p>
---	---	---

CLUB SPONSORS 2017/18

WARRADALE HOTEL

Opened 1963

234 Diagonal Road, Warradale SA, 5046

Phone (08) 8296 1019

Email info@warradalehotel.com.au

OPEN 7 DAYS

Tavern Bar		10am till Late
Garden/Verandah Bar		11.30am till Late
Gaming Machines		10am till 4am
Bottleshop	Mon-Thu	9am till 10pm
	Fri-Sat	9am till midnight
	Sun	10am till 9pm
Bistro	Mon-Sun	11.30am - 2.30pm
	Sun-Thu	5.30pm - 9.00 pm
	Fri-Sat	5.30pm - 9.30pm
Accomodation		check-in from midday Check-out at 10am
Free Courtesy Bus	Wed-Sat	11.30am-2.30pm, 5.30pm-9.30pm

TAVERN BAR includes TAB, SKY CHANNEL, FOX SPORTS

**BISTRO includes LIVE MUSIC ENTERTAINMENT
ON FRIDAY & SATURDAY NIGHTS**

www.warradalehotel.com.au

WARRADALE CRICKET CLUB

TEAM HONOUR BOARD

1979/80 to 2017/18 - 39 seasons



20 Premierships

A Grade – 9 Premierships

Div. 1 – 1990/91, 1991/92, 1992/93, 1993/94 – 4 in a row
 Div. 2 – 1984/85, 2009/10
 Div. 3 – 1982/83, 2017/18
 Div. 4 – 1981/82

B Grade – 7 Premierships

Div. 2 – 2002/03
 Div. 3 – 1985/86, 2001/02
 Div. 4 – 1983/84
 Div. 5 – 1982/83, 2017/18
 Div. 6 – 1981/82

C Grade – 2 Premierships

Div. 6 – 2009/10
 Div. 7 – 2017/18

D Grade – 2 Premierships

Div. 6 – 1992/93, 1996/97

SECTION I

WARRADALE CRICKET CLUB

2017/18 SEASON

1-7 to 1-78	Section 1 Contents
1-8	2017/18 Club Officials
1-9	2017/18 Life Members
1-18	John Smith Retirement Article
1-20	Player Milestones, Records & Achievements for 2017/18
1-23	2017/18 Milestone Player Statistics
1-28	Trophy Winners for 2017/18
1-30	Team Player of the Year Votes for 2017/18
1-32	Cricketer of The Year for 2017/18
1-33	Premiership Ladders & Match Results for 2017/18
1-37	President's Report
1-38	A Grade Match Reports and Scorecards for 2017/18
1-48	B Grade Match Reports and Scorecards for 2017/18
1-59	C Grade Match Reports and Scorecards for 2017/18
1-68	D Grade Match Reports and Scorecards for 2017/18
1-73	Combined Statistics for 2017/18

CLUB OFFICIALS 2017/18

MANAGEMENT COMMITTEE

PRESIDENT	Anthony Green	
VICE PRESIDENT	Andrew Tonkin	
SECRETARY	Tracy Tozer	
TREASURER	Dominic Gibbie	
COMMITTEE MEMBERS	Angelo Pansini	-- Sponsorship Officer & Association Committee
	Brett Bryson	-- Child Safety Officer
	Phil Monahan	-- Chairman of Selectors
	Jason Conroy	-- Chairman Social Committee
	Braedon Tonkin	

CAPTAINS AND VICE-CAPTAINS

	CAPTAIN	VICE-CAPTAIN
A GRADE	Scott Monaghan	Anton Balym
B GRADE	Richard Dey / Dave Palmer	Dave Palmer
C GRADE	Brett Bryson	Dan Claridge
D GRADE	Dom Gibbie	

OTHER OFFICIALS

STATISTICIAN, WCC WEBSITE & YEARBOOK EDITOR	Peter Hughes
ASSISTANT YEARBOOK EDITOR	John Smith

LIFE MEMBERS

WARRADALE LIFE MEMBERS

1	1993/94	Trevor "Paz" PARHAM	17	2011/12	David BROWN
2	1995/96	Peter COOMBE	18	2011/12	Kristian "Sarge" SCHULTZ
3	1996/97	Bill "Base" BURNETT	19	2012/13	Mike SHEEHAN
4	1996/97	Geoff "Bung" BELL	20	2012/13	Ashley MARSHALL
5	1997/98	John "Spin Guts" SMITH	21	2013/14	Brian "Boof" CONROY
6	1998/99	Rob EDWARDS	22	2013/14	Jason CONROY
7	1998/89	Andrew "Vin" HODGE	23	2014/15	Andrew HUXTABLE
8	2000/01	Tom BURNETT	24	2014/15	Dave PALMER
9	2001/02	John "Puggy" WILLIAMS	25	2015/16	Tony FORSTER
10	2002/03	Peter "Shoe" HUGHES	26	2015/16	Richie DEY
11	2003/04	Andrew "Winner" CONLEY	27	2016/17	Paul TEMBY
12	2006/07	Dominic GIBBIE	28	2016/17	Andrew TONKIN
13	2006/07	Anthony "Joel" WILKIN	29	2017/18	David "Nooge" HODGE
14	2007/08	Scott "Skeeter" WILLIAMS	30	2017/18	Noel BROWNE
15	2007/08	Grant CRAIGIE	31	2017/18	Andrew "Lizard" BROWN
16	2008/09	Phil DAVIDSON	32	2017/18	Phil MONAHAN

ADELAIDE & SUBURBAN CRICKET ASSOCIATION PLAYER LIFE MEMBERS (250 GAMES)

1	2002/03	Geoff BELL	6	2013/14	Anthony WILKIN
2	2003/04	Trevor PARHAM	7	2013/14	Dominic GIBBIE
3	2005/06	Rob EDWARDS	8	2014/15	Andrew CONLEY
4	2006/07	John SMITH	9	2015/16	Grant CRAIGIE
5	2007/08	Peter HUGHES	10	2017/18	Ashley MARSHALL

David "Nooge" HODGE

LIFE MEMBERSHIP 2017/18

WCC Player No. 5

Life Member No. 29

CAREER HIGHLIGHTS

- **One of 5 Foundation Members of the Warradale Cricket Club in 1979**
- **FIRST A Grade CAPTAIN of the Club in its first game 13- Oct-1979; A Grade V/Capt 1979/80;**
- **14 seasons playing – 1979/80 to 87/88; 1990/91 to 91/92; 1998/99; 2000/01 to 01/02**
- **101 games – 31 A Grade; 44 B Grade; 12 C Grade; 14 D Grade;**
- **1286 runs @ 20.4; 8 fifties & 6 thirties, 10 sixes, 109 fours, 525 singles**
- **Highest scores: 76 (254 minutes), 75, 70*, 65*, 63, 58, 54, 51**
- **82 wickets @ 18.9. Best: 4/31, 4/37, 4/37, 4/39. 4x4 and 6x3 wicket innings.**
- **Fielding – took 47 catches; scored fielding votes in 16 games (including 9 firsts)**
- **Played in 3 B Grade premierships – 1981/82, 1982/83, 1985/86**
- **1 C Grade Batting Trophy in 1990/91; 1 B Grade Captain's Trophy in 1982/83**
- **Supporter of the Year Award in 1995/96;**
- **Outstanding Service Award and Practice Co-ordinator in 2001/02**
- **3 years on the Social Committee in 1983/84, 84/85, 89/90**

In 2017/18 the late David "Nooge" Hodge has been awarded the 29th Life Membership of the Warradale Cricket Club in recognition of his exceptional contribution to the Club spanning over 23 years from 1979/80 to 2001/02.

Very sadly, Nooge passed away last year on 12th March only 2 months after being diagnosed with cancer, which unfortunately was through his body. Nooge was only 58 years old. Nooge leaves behind a wonderful family - his wife Debra, his children Bianca, Matthew and Amy, his grandchildren Jaxon, Brooklyn, Madison and Carter, and his siblings Vinny, Steve and Judy.

Nooge's contribution to the Warradale Cricket Club has been invaluable. He was a Joint Founder of the Club back in 1979 with his brother Vin Hodge, Trevor Parham, Tom Burnett and Ted Medwell. Each of these guys had the vision and initiative to establish the Club and risked an initial \$250 investment to purchase the necessary equipment. The Foundation Members could not have possibly imagined how the Club would develop from one team in Div 7, to a 3-4 team club which has won 20 premierships, including an Association record of 4 successive Div 1 premierships.

Nooge captained the very first game and led the A Grade to an outright win whilst the other race-mad Club Founders took off "irresponsibly" for the Caulfield Cup in Melbourne and so missed the first game. Coincidentally, Nooge's WCC player no. is 5, the same no. as the first Australian Test Captain, David Gregory.

Nooge's cricket career was cut short by injuries, accidents and a crook back which gave him a lot of pain over the years. As a result it took him 23 years to play 100 games, missing about 170 games. Nooge was an excellent all-round cricketer and his captain of many years, Brian Conroy, loved having Nooge in his team because he gave everything. Brian named Nooge in his best ever B Grade team that he captained in the 1980's.

Nooge was a "busy" batsman who valued his wicket, was hard to get out, had great concentration and ran with pace between wickets with a characteristic "stiff-legged" action. Nooge was an accurate medium pace bowler, averaging 2.97 runs per over. There were countless times Nooge restricted the opposition run rate, such as 8 overs for 11 runs in the 1985/86 Grand Final, and helped us win games. He unfortunately became famous in the 1994 Guinness Book of Records for being slammed for 36 and 32 off successive overs by Lindsay Martin (100 off 20 balls) at the tiny Camden Primary School in 1987. If it were not for those 2 overs Nooge would have averaged 2.84 per over for his career. Nooge was also a good fieldsman and a very safe catch. In 1982/83 Nooge was awarded 4 first fielding votes, and was runner-up to Tom Burnett for the best club fielder (but this is unofficial as this award didn't commence until 1985/86 –also, fielding votes were not recorded until 1982/83).

Nooge showed incredible courage in coping with a lot of pain off the field – and also on the field as seen by the report below on a gutsy 254 minute innings in a Semi-Final where Nooge led the team to recover from 3/44 to make 9/310 which was instrumental in winning the game. *This is now the 7th longest innings in the Club's history (and the 3rd longest in a final).*

Captain Mike Daly's report on Nooge's great 76 in the C Grade Semi Final in 1990/91

"Nooge was the hero of the day with one of the best innings ever played for Warradale. He batted for a club record 254 minutes and was hit nearly everywhere on the body, including the elbow, which reduced him to virtually batting with one hand. By the end of the day we had broken their spirit".

Off the field. In 2001/02 Nooge deservedly won the Outstanding Service Award for doing a great job of Practice Co-ordinator two nights per week. In 1995/96 season, whilst injured, Nooge gave exceptional support to his brother Vin who was captain of the D Grade and was awarded Supporter of the Year. The most bizarre contribution Nooge ever made to the Club was to the 2nd edition of the famous Year Book in 1984/85 where Nooge went crazy conducting interviews with 53 players and supporters to come up with "scandalous / embarrassing" reports, not necessarily true in fact – this was wonderfully amusing. Nooge was an entertaining character, had a great sense of humour, could converse seriously or madly on a large range of topics, had a zest for life, was addicted to Star Wars type characters and memorabilia, and was a good husband and dad / grand-dad, and a good bloke.

A message from Vinny Hodge, Nooge's brother

"Nooge suffered for a long time with a body that was failing him due to numerous accidents and so we didn't get to see what his true worth could have been. However, he was a great contributor with both bat and ball. So, in accepting this Life Membership on his behalf, I'm sure the first captain of WCC is looking down on us with a wry smile. RIP little brother."

The origin of "Nooge": Brother Vin came up with the name when they were kids and it stuck, but it is a mystery as to Vinny as to how he came up with the name – perhaps just a moment of creative genius!!

DAVID HODGE'S PLAYING and SERVICE RECORD

GAMES

- 14 seasons (ranked 34th). 101 games (48th): 31 A Grade (51st); 44 B Grade (31st), 12 C Grade; 14 D Grade

BATTING

- 1286 runs (53rd) @ 20.4, 8 Fifties, Top scored 5 times, Scored 41.6% of runs in singles (2nd most)
- Batted for more than 100 minutes on 10 occasions, averaged 44 minutes per innings (44th)
- Most runs in a season 394 (62nd) @ 43.8 in 1990/91
- 3596 partnership runs (37th) @ 42.8. Scored 35.8% runs while at the crease (11th lowest).
- 3 century partnerships and 20 fifty-run partnerships
- Smashed 34 singles in his score of 54 (63.0%, rank 8), including 18 successive singles (5th most) in 1982/83.

BOWLING

- Bowled in 71 innings for 82 wickets (45th) @ 18.9 @ 38.1 balls/wicket and 2.97 runs/over
- Best bowling figures in a match 10 times (42nd)

FIELDING

- 47 career fielding catches (32nd).
- Awarded fielding votes in 16 of 80 games in which votes were given.

ALL ROUNDER

- Scored 3664 COTY points from matches (54th) @ 36.3 per game
- Best all round match performance: 31 & 3/77 vs North Haven in Div 2 in 1986/87
- One of 30 players to make 1000 runs (1286) and take 50 wickets (82) – ranks 36th.

ACHIEVEMENTS

- Named in the **Best B Grade Team of the First Ten Years** 1979/80-88/89 as no. 6 batsman and all rounder
- Came 6th in the Cricketer of the Year Award (COTY) in 1985/86

Noel BROWNE

LIFE MEMBERSHIP 2017/18

WCC Player No. 120

Life Member No. 30

CAREER HIGHLIGHTS

- *Played 20 seasons over 28 years: 1990/91 – 2017/18*
- *155 games – 75 A Grade (74 Div 1), 21 B Grade, 43 C Grade, 16 D Grade*
- *1367 runs @ 17.3 - 2 fifties, 9 thirties, 40 sixes*
- *Highest Scores 98*, 57, 40, 39*, 39, 38, 37 and 32 four times*
- *251 wickets @ 23.7. Best 7/89, 6/40, 6/50, 5/32, 5/39, 5/41, 5/50, 5/76, 5/80*
- *Taken Five wickets in an innings 9 times and 31 Three wicket bags*
- *95 catches; Awarded fielding votes in 65 games, including 24 first votes*
- *Div 1: 444 runs @12.7; 109 wickets @ 25.7 with 5 Five-wicket hauls*
- *Played in 3 Premierships: A Grade (Div 1) 1991/92 & 93/94; C Grade 2009/10*
- *Div 1 Association Bowling Trophy 1991/92*
- *3 Bowling Trophies: A Grade 1991/92 & 97/98; C Grade 2009/10*
- *C Grade Team Player of the Year 2010/11*

In 2017/18 Noel Browne has been awarded the 30th Life Membership of the Warradale Cricket Club for his exceptional long term contribution as a player over 20 seasons, spanning 28 years. He first played way back in 1990/91 as a top A Grade leg spinner, and, despite a crook knee, has made a valuable contribution in the lower grades up to the present day. Noel is also a sensational fieldsman, a valuable lower-order batsman, and always has contributed positively to the team spirit, giving good support to other players.

Noel is the second best leg spinner in the Club's history (to Peter Coombe) and has taken 251 wickets, including 109 in Div 1 during the 1990's. Noel has mesmerised quality batsmen with his huge leg spin turn and bounce, and even "huger" wrongun', which is hard to read and leaps back at batsmen to nearly cut them in half. Noel has bowled Warradale to victory on many occasions, and is virtually unplayable when bowling accurately. Noel is also unplayable for wicketkeepers, and classy A Grade wicketkeeper Tony Forster has been the only WCC keeper to handle him consistently well, taking plenty of stumpings. Noel has been a valuable hard-hitting no. 8/9/10 batsman, who has also batted up the list in the lower grades with good impact including a near century 98*. He has a good defence when required. Despite a serious knee injury, Noel has continued to be a brilliant fieldsman who can take difficult catches, stop anything, and throw accurately. His speed over the ground is now curtailed to a limping jog!!.

Even though Noel is formally recorded as having played in 2 of the 4 successive Div 1 premierships 1990/91-93/94, (in 91/92 & 93/94), he was very unlucky to miss out on the 1990/91 flag as he played 10 of the first 12 games, including the Semi Final, but unfortunately was not picked for the GF. In 1991/92 Noel took an amazing 34 wickets to win the Association Trophy and help win our second Div 1 premiership. During this golden period where we made 7 successive Div 1 Grand Finals, Noel played in the first 5 of these years, playing 53 of a possible 65 games, and taking 80 wickets @ 25.7 to play a key role in the success. After a 2 year break, Noel returned in 1997/98 where he won his second A Grade bowling trophy, ripping out 25 batsmen and averaging 21.5. We made finals for the 8th successive (and last year), but lost the First Semi.

Noel's WCC Player No. is 120, the same as Australian Test Cricketer Albert Hartkopf, who also was a leg spinner.

Noel's last A Grade (and Div 1) season was 1998/99, and since that time he has played in 13 of the next 19 seasons (74 games) in B, C and D Grade, helping out the club on numerous occasions when short, playing 4 full seasons in all. During this time he has been a great contributor with 129 wickets @ 22.2, 869 runs also @ 22.2 and 54 catches. Noel was a member of the first ever C Grade premiership in 2009/10, taking out the bowling trophy with 19 wickets, and causing havoc in the 2 finals games with 4/36 off 11 overs and 3/42 of 15 overs (5 maidens) in the GF. Noel has continued with his ability to make batsmen look awkward, and very often silly, in attempting to combat his prodigious spin

NOEL BROWNE'S PLAYING and SERVICE RECORD

GAMES

- 20 seasons (ranked equal 18th)
- 155 games (27th) - 75 A Grade (22nd); 21 B Grade (61st); 43 C Grade (23rd); 16 D Grade (35th); 74 Div 1 (13th), with overall 58% win rate. Played 17 finals games (8th), including 6 Grand Finals (8th) for 3 premierships (16th).

BATTING

- 1367 runs (50th) @ 17.3 - 2 fifties; 9 thirties; 12 ducks; Highest score 98*; longest innings 134 minutes
- 2 x 100 minute innings; averages 27.5 minutes per inning; scores at 0.46 runs per minute; 4 times top score
- Most runs in a season – 213 @ 71.0 in 2010/11; 200 runs in a season once
- Has hit 40 sixes (34th)
- Scored 43.7% of runs whilst at the crease (72nd)
- 1 century partnerships and 13 half-century partnerships; best partnership of 130 (with Peter Emery)
- Been involved in 3128 partnership runs @ 28.2 (42nd)

BOWLING

- 251 wickets (10th) @ 23.7 from bowling in 156 innings. Strike rate of 38.5 and 3.7 runs per over.
- 9 five-wicket bags and 31 three-wicket bags
- Best figures of 7/89 taken in div.2 in 2000, 6/40 in div.5 in 2001, 6/50 in div.1 in 1997
- 3 times taken 20 wickets in a season
- Best season of 34 wickets @ 15.0 in div.1 in 1991/92 (2nd most wickets in a div.1 season)
- 109 wickets @ 25.9 in division 1 (7th)
- Equal most wickets in finals - 33 @ 22.5 with 7 three-wicket bags
- 24 times best bowling figures in a match (11th)
- 2nd most wickets stumped - 57
- Conceded the equal 8th most runs off a single over – 28

FIELDING

- 95 catches in career (11th) at 0.61 catches per game; 3 catches in an innings 4 times
- 89 total fielding votes (5th) including 24 first fielding votes

ALL ROUNDER

- Ranked 12th for career batting/bowler all rounder – 1367 runs and 251 wickets for 4881 COTY points
- 30 runs & 3 wickets in a match on 3 occasions, including 32 & 3/47 in the B Grade Semi-Final in 1992/93
- Tallied 7841 COTY career match points (19th) @ 50.6 per game.
- Came 4th in COTY in 1991/92, 7th in 1996/97, and 5 times in the top 13.

SERVICE

- 3 years on Social Committee
- Uniquely, played his guitar and sang at WCC events

THANKS NOEL, FOR YOUR EXCEPTIONAL CONTRIBUTION TO WCC, ESPECIALLY YOUR MESMERISING SPIN BOWLING, BRILLIANT FIELDING, VALUABLE BATTING AND POSITIVE TEAM APPROACH

Writer: John Smith

Andrew "The Lizard" BROWN

LIFE MEMBERSHIP 2017/18

WCC Player No. 161

Life Member No. 31

CAREER HIGHLIGHTS

- **16 seasons 1993/94-2008/09. 164 games – 57 C Grade; 107 D Grade**
- **Only WCC player to play his first 100 games consecutively**
- **964 runs @ 8.0 with 3 thirties. 4 times top score. 12 sixes. 27 ducks.**
- **Highest scores - 45 in 50 minutes at no. 11; 41 in 47 minutes in his 100th game**
- **Wicketkeeper – 136 matches, 118 catches, 49 smashed stumpings, 977 byes**
- **Fielding – 3 catches**
- **D Grade Premiership Player 1996/97**
- **3 successive seasons D Grade Vice-Captain - 1999/00 -2001/02**
- **2 Captain's Trophies – C Grade 2007/08; D Grade 1994/95**

In 2017/18 the late Andrew "The Lizard" Brown has been awarded the 31st Life Membership of the Warradale Cricket Club in recognition of his dedicated contribution to the Club in 164 games spanning over 16 seasons from 1993/94 to 2008/09. Very sadly, Andrew took his own life on 14 June 2010 aged 48 years and has been deeply missed by his family, friends and cricket colleagues since that time. Andrew will go down as one of the great characters of the club – he was humorous, laid back, irreverent, cheeky and lovable – and definitely knew how to enjoy himself with 'just' a few beers consumed in his tattered Warradale cricket shirt with a few cigarette holes. All 149 players who played in games with Andrew will have fond memories.

Andrew joined the club in 1993 aged 32 when he was extricated from the Warradale Hotel by Dom Gibbie and cajoled to play cricket. Before then Andrew thought he had a Saturday employment contract with the hotel – they served, he drank, but the thing he got wrong was that *he paid*. Andrew was wrapped he was pulled out of the pub to play cricket for Warradale and was able to contribute and enjoy himself over such a long time.

In Andrew's first season he played many solid grafting knocks averaging 42 minutes per innings, and included scores of 24 (76 minutes), 10 (53 minutes), another 24 (81 minutes), 14 (73 minutes) and 12 (50 minutes). The last 4 of these were batting at no. 3 or opening. From his second season onwards Andrew played mostly as a wicket-keeper and lower order slashing batsman. He averaged 15 minutes per innings for the rest of his career with plenty of boundaries – 12 sixes and 103 fours. Andrew did exhibit a perfect forward and then back defensive shots in Geoff Bell's 300th game in 2008/09, much to everyone's astonishment – followed by the typical slog to leg!

Andrew's wicket-keeping was a total entertainment package – he was a mixture of the 'ungainly' and the spectacular. He would do anything to stop a ball and developed a classic 'pat-down' stop where the ball was banged into the ground if he couldn't glove it. Andrew executed 49 stumpings, (and we mean executed), all of which involved smashing down all 3 stumps rather than the more delicate removal of the bails only. Bizarrely, Andrew took many incredible classy left-handed diving catches down the leg side, as good as you will ever see. Andrew's keeping record of second most wicket-keeping games (136), dismissals (167) and stumpings (49) to the great Tony Forster, as well as the second most dismissals for a keeper-bowler combination with John Gibbie (31 stumpings – 2nd to Forster & Coombe's 36), will probably remain for a long time. Andrew's D Grade record of 99 games as keeper and 128 dismissals (39 stumpings) may never be overtaken. Andrew's record of 977 byes may also never be beaten, and we all wondered whether runs (964) or byes would win the race to 1,000.

As everyone knows, keeping is a tough role. Andrew showed a lot of courage with his keeping as he was often in a lot of pain from bruised and battered hands and fingers, especially from not necessarily timing his takes of the ball, so the ball often hit his hands hard full on with no give.

There was a game later in his career in 2006/07 when he agreed to fill in for a game late in the season against North Haven and he kept for 60 overs and 4 hours on day 1. Andrew was so sore it took him all week to recover. In fact it took him 30 minutes to walk to the train stop rather than the normal 10 minutes when going to work as a butcher that next week. At work that week in a smoko break he accidentally dropped his cigarette on a few occasions on the concrete floor and just stood there and looked at it with dismay as he couldn't bend over to pick it up. Just the laconic way he told the story was hilarious.

In his career Andrew bowled 26 overs of reasonable outswing medium pacers and took 3 proud wickets at a fair average of 26 and strike rate of 31 balls per wicket. This effort polished him off as a true all-rounder!!

ANDREW BROWN'S PLAYING RECORD

GAMES

- 16 consecutive seasons (ranked equal 27th)
- 164 games (23rd) – 57 in C Grade (14th): 107 in D Grade (1st) :
- 37 games as keeper in C Grade (1st); 99 as keeper in D Grade (1st)
- Played 114 consecutive games between 1993 & 2003 – is the only player to play his first 100 matches consecutively without missing a game

BATTING

- 964 runs (65th) @ 8.0 - 3 thirties; 27 ducks; Highest score 45
- 4 innings of 1 hour or longer; longest innings of 81 minutes
- Averaged 15.5 minutes per inning; scored at 0.45 runs per minute;
- 4 times top score; 12 sixes; Most runs in a season – 97 @ 10.8
- Scored 48% of runs whilst at the crease (46th)
- 5 half-century partnerships; best partnership of 77 (with Geoff Bell)
- Involved in 2009 partnership runs @ 14.6 (65th)
- Holds the 10th wicket D grade & div.5 partnership record of 64 with Steve Joyce
- Made 41 in 47 minutes in his 100th game - only Bill Burnett, Brian Conroy & Mark Williams have made higher scores in their 100th games
- Scored 31 from no.9 in a team total of 10-99, or 31.3%
- Scored 45 from no.11 in a team total of 10-156, or 28.8%

BOWLING

- 3 wickets at 26.3, in 15.3 overs, strike rate of 31.0 balls per wicket, 5.1 runs per over

WICKET-KEEPING

- Kept wicket in 136 (2nd) of his 164 games
- 167 dismissals (2nd), including 118 catches (3rd for keeper) & 49 stumpings (2nd)
- 31 stumpings off John Gibbie – 2nd most for a bowler-keeper combination
- 977 byes conceded (1st) at 7.2 byes per game kept
- 5 dismissals in an innings 2 times, and 3 dismissals in an innings a further 13 times
- 4 times took 15 wicket-keeping dismissals in a season
- Best season of 25 dismissals (9th best ever and the most in a D grade season)
- Most wicket-keeping dismissals in D grade – 128 (2nd most is just 36)
- Holds the 1st, 4th, 5th, 6th most dismissals in a D grade season

FIELDING

- 3 field catches in career; 1 first fielding vote

ALL ROUNDER

- Tallied 4816 COTY match points (38th) over his career @ 29.4 per game
- Finished 11th in the COTY in 1996/97 with 766 points – 23 dismissals and 210 practice points
- Superb undefeated beer consumption rate and total beers drunk 1993/94 – 2008/09

WE ARE GRATEFUL THAT ANDREW 'LIZARD' BROWN PLAYED FOR OUR CLUB AND THAT WE HAVE BEEN ABLE TO ENJOY A TRULY UNIQUE CHARACTER. REST IN PEACE.

Writer: John Smith

Phil MONAHAN

LIFE MEMBERSHIP 2017/18

WCC Player No. 329

Life Member No. 32

CAREER HIGHLIGHTS

- **3 years PRESIDENT: 2010/11-2012/13; 9 years Management Committee**
- **5 years Vice-President: 2008/09-09/10; 2013/14; 2015/16-16/17**
- **Captain: 3 years B Grade 2006/07-08/09; One year C Grade 2015/16**
- **Vice Captain: One year B Grade 2009/10; Chairman of Selectors 2017/18**
- **Played 13 seasons: 2005/06 – 2017/18**
- **140 games – 3 A Grade (2 in Div 1), 81 B Grade, 34 C Grade, 22 D Grade**
- **2805 runs @ 20.8 runs - 16 fifties, 17 thirties, 14 ducks, 79 sixes**
- **Highest Scores: 76, 73, 71, 69, 67x3, 66, 65*, 63, 58x3, 55, 51, 50, 49, 48, 47**
- **Top scored 22 times. Best season 400 runs @ 33**
- **15 wickets @ 32.9. Best 3/35. One bag of 3 wickets**
- **27 catches plus 3 catches in 4 games as wicketkeeper**
- **3 Batting Trophies - B Grade 2007/08; C Grade 2005/06; 2014/15**
- **C Grade Team Player of the Year 2014/15; D Grade Captain's Trophy 2013/14**

In 2017/18 Phil Monahan has been awarded the 32nd Life Membership of the Warradale Cricket Club for his major contribution as a player, President and Vice President (8 years in total), Captain and Vice Captain (5 years in total), over 13 seasons, 2005/06 to present day. He has played mainly as an attacking opening batsman and occasional high lobbing floating leg spin bowler where he has picked up 15 wickets – we pity the poor defeated batsmen!

In only his fourth season with the Club, Phil put his hand up to be Vice President or President for 8 of the next 9 years. Phil has expended countless hours in these leadership roles in keeping the Club moving forward and is to be congratulated for his willingness to continue long term in these critical roles. This year, as Chairman of Selectors, together with Pres Anthony Green, Vice Pres Andrew Tonkin and the captains, Phil has put in an inordinate amount of time in 'recruiting' players to play each week. It's been a very difficult year after an unsurpassable triple premiership season the previous season. Phil's contribution in these leadership roles cannot be underestimated.

Phil has made a big impact as a batsman with the Club, regularly scoring over 30 in quick time. At less than 170 cms, Phil has to be the shortest prolific 6-hitter in the Club's history with 79 sixes. His best effort is 7 sixes in an innings of 71 in 80 minutes in 2012/13 in the C Grade. Phil's adventurous batting has cost him dearly over the years as he has continued to attempt to smash bowlers out of the ground and lost his wicket caught out in the deep. However, he has often got our teams off to a blazing and match-winning start. Phil proved that he could match it with the best when he scored 45 in a Div 1 game in 2006/07 in his early "younger" days with the Club.

Phil has obviously enjoyed his occasional loopy leg-spin bowling and each of his unexpected 15 wickets from 106 overs have resulted in a kind of delirious and extreme celebration. Phil's ground fielding has been effective being low to the ground and his catching has varied from taking the occasional spectacular blinder to dropping the simplest, a product of an ageing body, tiredness and small 'wing span' with his hands. Phil has had a go at wicketkeeping in 4 games and did a pretty good job in all games.

Phil's WCC Player No. is 329, matching with Australian Test Cricket Simon O'Donnell, a big contrast in stature!

Unfortunately Phil has been with the Club during a relatively unsuccessful era so he has played in only one finals game - for the B Grade in 2007/08 where he scored a valuable 38, but the match was abandoned on the 2nd day due to the heat rule, and the opposition progressed to the GF because of their higher ranking.

Phil is one of the top ever participants at the Club on Thursday nights and after games with a superb beer consumption rate – he probably has a near perfect attendance record.

PHIL MONAHAN'S PLAYING and SERVICE RECORD

GAMES

- 13 seasons (ranked equal 39th)
- 140 games (31st) - 3 in A Grade; 81 in B Grade (15th); 34 in C Grade (33rd); 22 in D Grade (27th)
- Captained in 36 matches (32 in B grade, 4 in C grade)
- Has played the 3rd most games without playing in a premiership side

BATTING

- 2805 runs (24th) @ 20.8 -- 16 fifties; 17 thirties; 14 ducks; Highest score 76; longest innings 135 minutes
- 1472 runs in B Grade (12th) @ 18.2; 751 runs in C Grade (22nd) @ 23.5; 523 runs in D Grade (17th) @ 26.2
- Top score in Div 1 of 45 in 66 minutes (3 sixes, 3 fours) vs Westminster OS in 2006/07
- 14 x 100 minute innings; averages 40.2 minutes per inning (57th); scores at 0.49 runs per minute
- 20 times top score (22nd); 16 fifties (20th) – 3rd most fifties without a century
- 9 times 200 runs in a season (14th); best season of 400 runs (56th) @ 33.3
- Scores 13% of his team's runs (21st); Scores 53.1% of runs whilst at the crease (23rd)
- 3 century partnerships and 19 half-century partnerships; best partnership of 184
- Been involved in 5284 partnership runs @ 37.2 (25th)
- Scores 66.7% of his runs in boundaries (12th), including 79 sixes (15th)
- Most of his runs scored as an opening batsmen – 2077 runs (7th) @ 21
- Scored 65* out of a team total of 10-118, or 55.1% - 26th highest ever % of innings total
- Scored 58 out of a team total of 10-188, or 49.2% - 62nd highest ever % of innings total
- Has shared 417 partnership runs @ 29.8 with his son Justin, which is a record for a father/son combination
- Holds the D grade 2nd wicket partnership record & all wicket Div 8 record – 184 runs with Curtis Jelbert
- Holds the Div.8 opening partnership record – 145 with Gary Wilson

BOWLING

- 15 wickets @ 32.9 from bowling in 31 innings. Strike rate of 42.4 and 4.7 runs per over.
- 1 x three wicket bags, with best figures of 3/35
- 2 times best bowling figures in a match

FIELDING/WICKET-KEEPING

- 27 field catches in career at 0.19 catches per game; taken more than 3 catches in a SEASON only once
- 2nd slowest to 25 career catches (125 matches)
- 4 first fielding votes
- Kept wicket in 4 games for 3 catches (all in 1 game) and 14 byes
- Dropped 20+ catches off John Smith's bowling and caught none

ALL ROUNDER

- Good all-round drinker
- 20 runs & 2 wickets in a match once
- Tallied 3915 COTY match points (46th) over his career @ 28.0 per game
- Attained top 15 ranking in the COTY 3 times – 10th in 2006/07, 15th in 2007/08, 14th in 2014/15

THANKS PHIL FOR YOUR DEDICATED CONTRIBUTION TO THE CLUB AS A PLAYER, PRESIDENT, VICE PRESIDENT, CAPTAIN & VICE CAPTAIN OVER 13 YEARS. YOUR LIFE MEMBERSHIP IS FULLY DESERVED.

Writer: John Smith

What an Unexpected 38 Year Cricket Journey – with 19 comebacks!!

By John Smith (on retirement)

In my life I've been lucky enough to have two long sporting journeys. The footy journey was driven by a mad games goal set when I was 19, whilst cricket just meandered along and just kept happening.

When I played my first footy game for Brighton High Old Scholars (BHOS) in 1970 I stood an "ancient" 40 year-old Payneham player who was playing his 500th game. I thought what a great achievement and ridiculously set a goal to also play 500. I ended up too slow to get a ball at 44 years old and finished with 437 games over 25 seasons. Even though I did not reach the 500 game goal I had a fantastic time along the way.

During the 1980 footy season, fellow BHOS footballer Geoff "Bung" Bell told me Warradale Cricket Club (WCC) had formed a team the previous season and was creating a B Grade team for the 1980/81 season and needed extra players. I had played cricket at Brighton High School 1964-68 and a few games with Brighton 1968-70, (including a 'carried bat' of 16* in 100 minutes opening in one match). Bung convinced me to play (for pure fun) as there were a few BHOS footballers playing.

I thought my first game at 29 years old would be my last – I scored 0 and 1 opening in the B Grade (Div 7) in R1 (October 1980) and was appropriately dropped. For some unknown reason - they must have been short of players - I was recalled for R5 (Comeback #1) and miraculously top-scored with 33 in 100 minutes. This equalled my highest score ever in cricket. After the match I was amazed at the fabulous reception I got back at the Warradale Hotel (our clubrooms) as if I'd made a century. This typified the great positive spirit the club has shown over the years to acknowledge the achievement of players no matter the grade they were in. There has been no A Grade elitism as can be the case with clubs.

The next week I got married to my wonderful partner Ann and holidayed in New Zealand for a few weeks. I took the same 2-man tent I used when I toured NZ alone in 1973 – what a money saver and what luxury!! Will Ann ever forgive me?

B GRADE OPENER

When I returned from NZ, I was picked in R8 (31 January) and played the rest of the season as an opener (Comeback #2). Crap scores of 7 and 9 were followed by a shock 62* in 3 hours (39 singles, 3 fours) vs Hectorville at Daly Oval out of 3/251. I remember big partnerships with Bung Bell and George Manos, both of whom smashed sub-hour 60s with plenty of sixes. I'll never forget the "drive" backward of point for 4 to raise my 50 – a score I thought I would never achieve due to a lack of scoring shots. I thought I would need 50 singles and a few weeks batting to get there!!

For the next 6 seasons I played as a regular B Grade opener and we won an amazing 4 premierships, 3 under Brian Conroy's enterprising and attacking captaincy. Brian told me the first time he saw me bat in 1981/82 season, where I only made 68 runs @ 8.5, it was "like watching a pig in a tree". However, he saw me score a scratchy 29 in 100 minutes in the last game which we won to take the premiership and so when Brian became B Grade captain for the next 4 seasons he gave me the role as opener to blunt the opening bowlers. Somehow, mainly through a straight bat defence, concentration and many fast run singles, I scored runs regularly (1422 @ 31), and even more miraculously "hit" 10 fifties. Brian would tell me to hit out or get out if I had batted too long. My enduring memory of those days was walking out with 30 in 2 hours and Brian walking in and making his first 30 in 2 overs!!

DROPPED AGAIN AND TIME OFF

I missed the first half of 1987/88 as our daughter 4 year old Paula got sick with leukaemia, and thankfully recovered. After playing the last half of 1987/88 (Comeback #3), I was dropped for most of the 1988/89 season playing on R6 and R11 (Comebacks #4 & #5) - I thought this was the end. Fortunately, President Peter Coombe formed a C Grade team in 1989/90 so I was able to continue playing.

BOWLING AND A CENTURY

Having played football and cricket for 10 successive seasons, I decided to take off the 1990/91 season. I was 40 years old and thought I'd give it a final go in 1991/92. For some unknown reason I came up with the crazy idea to make a century and take 5 wickets in an innings before retiring. The very next season I scored 100* in the D Grade batting with Brian Conroy in R4, and 4 games later took 5/69 in the C Grade under Danny Mazurke's captaincy who decided to play me as a front line bowler for the first time. It's amazing what can happen when you set goals.

From there on for the next 19 seasons to 2009/10 I played as a late order batsman and a regular "off spin" or "nudra" bowler and somehow kept getting blokes out (350 of them) through their poor batting or lack of patience / concentration. Line and length with not much variation proved to be a successful formula. I hardly spun a ball – in fact I think it came out spinning at 45 degrees which gave it a little top spin. My joke line is that each batsman I got out is now in ongoing therapy – except those who I got out twice - they are now in mental institutions.

From 2010/11 it was a struggle physically and so I limped across the line to reach a few final milestones. Thanks to the Club for supporting me in this. In my last game there is nothing left at 66 years and 360 days of 'oldish' age.

YOU'LL NEVER KNOW WHAT YOU CAN ACHIEVE IF YOU HAVE A GO

When I first started for WCC, if someone told me it would be such a fantastic journey with a great group of people; that I would reach 300 games, 4000 runs, 400 wickets and 100 catches; win 4 premierships; plus gain an Association Bowling Trophy and various other trophies, I would have said they were out of their tree, given my previous dubious cricket record. It just goes to show, you never know what you may achieve if you have a go and persist.

CREATION OF THE FAMOUS WCC YEAR BOOK

At the end of the 1983/84 season, WCC had experienced incredible success over its first 5 seasons with 2 A grade premierships and 3 runner-up, (advancing from Div 6 to Div 2), and 3 B Grade premierships and one runner-up (advancing from Div 7 to Div 3). I approached our President Mike Sheehan with the idea to record our success in a 5 Year Book and he agreed. We had kept all our scorebooks and so the milestone book "The First Five Years of the Warradale Cricket Club" was launched. This took a lot of work to manually compile the statistics and a few stories and I thank Mike and Sandra Sheehan for their enormous input into establishing the book and making a major contribution to its first 10 early editions. Sandra in fact continued to type sections of the book until 2005/06 (23 editions). From there on a further 33 editions have been produced with the latest 2016/17 book comprising a huge 222 pages (Richie Benaud would love that number). The biggest edition was 1993/94 with 274 pages.

The Year Book took a monumental leap forward when Peter "Shoe" Hughes was convinced by President Peter Coombe to apply his computer programming skills to the task in 1993/94 – and what an impact. Shoe wrote an initial computer program (with several updates since) and inputted data for every scoring stroke, every over ever bowled and every other thing you can imagine to produce an amazing set of tables and statistics that has become an intergalactic phenomenon. This initial work took the equivalent of 6 months full time work. It also takes Shoe an average of 30-45 minutes to input data from every match to update the Year Book each year. It is doubtful if any cricket publication in the world would beat this amazing annual masterpiece.

Shoe has also done a fantastic job of establishing and maintaining the very high quality WCC website.

SOME GREAT ENDURING MEMORIES INCLUDE (requires many pages to record them all)

- Being part of a club that had such humble beginnings and has won an incredible 20 club premierships, most of which I've had the privilege to see, including the Div 1 four in a row in the early 90s
- Winning 4 B Grade premierships in my first 6 seasons - then playing in none for the next 34 seasons!
- Playing under Brian Conroy's magic captaincy and watching him smash many of his 230 sixes
- Playing in Jason Conroy's first game (he was 16 years old) in 1989/90 in the first C Grade game where we made an opening partnership of 58. Jason also loved captaining us older blokes
- Recruiting my future son-in-law Mark Burrows and see him take 10/19 (4/11 & 6/8) in his second match and get a big headline in the Messenger Press
- Shoe's amazing record of 320 successive games since R2 in 1991/92 (26 seasons), his hard hitting batting with 5 tons and safe catching (club high of 187 catches)
- Ron Scott's incredible diving catch and launching save on the boundary in my last game

- Dave Palmer's astonishing catch just above the ground running full bore at deep mid-off without losing balance
- Having "big" late order record breaking partnerships (at the time) with Joel Wilkin (92), Skeeter Williams (60) and Andrew Tonkin (80) and 1,000 partnership runs each with Mike Daly and Bob Noble in the 1980s
- Seeing Andrew "Winner" Conley keep scoring runs – he's the straightest bat I've ever seen at practice
- Facing the unplayable John Williams and Joel Wilkin at their peak at training
- Seeing John Williams being bowled at practice by his son Bryce (14 years old) and pay up a promised \$100
- Seeing Andrew Brown head off in the wrong direction for a ball hit toward the boundary – and seeing Andrew Tonkin recall this story with great mirth
- Witnessing Troy Spanton's exceptional dedication at practice and in games to improve his game
- Watching my mate Rob Edwards, our "County Professional", systematically analyse and dissect bowlers to score 6,000 runs and 7 tons
- Watching our mesmerizing leg spinner Peter Coombe destroy the opposition in the 1984/85 Grand Final with 7/53 off 26 overs to take us into Div 1 after only 6 seasons

FOR THE RECORD

- Records that will not to be beaten – 90 not outs and 28 successive singles (in a one day game – last 28 scoring shots and went from 30 to 58* / 240 runs)
- 4,111 runs – the triple one is symbolic of many picket fences
- Taking 380 wickets after 40 years old – thanks to the captains to keep me bowling
- Made 19 comebacks from being dropped, injury and unavailability, missing 107 games
- "Promoted" to the B Grade 21 times after being dropped in the 1988/89 season
- Won "Most Improved" trophy twice in the early 80's – must have been a lot of improving required!

THANKYOUS

- To all our supporters and 484 players (I played with 300 approx) – you've been fantastic
- To all our club leaders since 1979/80 - 9 Presidents, 12 Secretaries, 8 Treasurers, multiple Management Committee members, 32 dedicated long serving Life members and our 40 Captains
- To those we lost too early – Bob Noble, Paul Garrick, Sean Forster, Andrew "Lizard" Brown, Sandra Sheehan, Bryan "Beefa" Mildren, Dave "Nooge" Hodge
- To the club for getting me over the line for my final milestones when the body was giving out

And ultra-thanks to Annie for putting up with so many games and seasons.

2017/18 PLAYER MILESTONES

250 GAMES	10 th	Ashley MARSHALL
200 GAMES	15 th 16 th	Jason CONROY Paul TEMBY
100 GAMES	48 th 49 th	Rowan WILLIAMS (greyest 100 gamer ever) Ron SCOTT (2 nd oldest 100 gamer ever)
50 GAMES	86 th 87 th 88 th 89 th 90 th 91 st 92 nd	Brett BRYSON Scott MONAGHAN Troy SPANTON Tim SMITH Anton BALYM Dale BRUSNAHAN Lachlan FERGUSON
8000 RUNS	1 st	Andrew CONLEY
5000 RUNS	8 th	Dom GIBBIE
1000 RUNS	61 st	Glenn HARRIS
250 WICKETS	10 th	Noel BROWNE
150 WICKETS	21 st	Ron SCOTT
100 WICKETS	35 th 36 th	Brett BRYSON Braedon TONKIN
50 WICKETS	69 th 70 th 71 st	Scott MONGAHAN Jack CORNELISSEN Lachlan FERGUSON
50 CATCHES	29 th	Braedon TONKIN

RECORDS AND ACHIEVEMENTS IN 2017/18

After an amazing 2016/17 season with 3 premierships, we catapulted downwards in 2017/18 with no teams making finals and being forced to drop the D Grade due to insufficient players. However, we did have several highlights worth recording.

Association Trophies	Glenn HARRIS with 693 runs won the Div 6 and Div 4-9 Association batting trophies. Dale BRUSNAHAN was a joint winner of the Div 4 Fielding Trophy with 10 votes. A total of 22 players have won 32 Association Trophies. 5 players have won multiple Association trophies - Glenn HARRIS & Anton BALYN (4); Andrew HODGE, John GIBBIE & Dale BRUSNAHAN (2).
Cricketer of the Year (COTY)	Congratulations to Dale BRUSNAHAN who became the youngest player to win the COTY at 20 years old. Glenn HARRIS is the only runner up to have scored no practice points. 37 COTY awards have been won by 22 players, with 8 multiple winners – John WILLIAMS (6), Angelo PANSINI (4), John GIBBIE and Kristian SCHULTZ (3), Brian CONROY, Ashley MARSHALL, Mick GIBBIE and John SMITH (2)
Won both Batting and Bowling Trophies	Dale BRUSNAHAN won the B Grade batting (288 runs @ 22) and bowling (23 wickets @ 14.5) trophies. This has only been achieved 7 times previously by 5 players: <ul style="list-style-type: none"> • Dave LISTON in A grade in 1998/99 (260 runs & 26 wickets) • Russell KING in A Grade in 1999/2000 (412 runs & 25 wickets) • Mick GIBBIE twice in B Grade in 1999/2000: (367 runs & 26 wickets) and 2003/04 (251 runs & 20 wickets) • Grant CRAIGIE in B Grade in 1995/96 (355 runs & 27 wickets) • John GIBBIE twice in D Grade in 1993/94 (284 runs & 24 wickets) and 1994/95 (400 runs & 33 wickets)
8,000 runs and 10 centuries	Andrew “Winner” CONLEY became the first and only WCC player to score 8,000 runs and make 10 centuries.
Youngest & Oldest Century and Six-for	Dale BRUSNAHAN became the 5 th youngest player to take a six-for at 19.86 years of age, and the 4 th youngest player to make a century at 20.01 year of age. Andrew “Winner” CONLEY became the 2 nd oldest player to score a century at 54.42 years of age.
Most Ducks in career	Peter “Shoe” HUGHES maintained his commanding lead with 40 career ducks, well ahead of Ash MARSHALL and Dave PALMER (33 ducks), Richie DEY (32) and Joel WILKIN (30).
2nd highest career average	Glenn HARRIS has now scored 1401 runs @ 46.7, the second highest career average of all players behind Gary WILSON (1008 runs @ 59.3)
2nd highest % of team runs	Glenn HARRIS has now scored 20.5% of team runs, and advanced from 12 th to 2 nd place, behind Gary WILSON (23.2%)
100 sixes and 2nd fastest	Angelo PANSINI became the 7 th player to belt 100 sixes in 56 games. This is the second fastest to 100 sixes to <u>Brian CONROY</u> who reached 100 sixes in 39 games and 200 sixes in 108 games.
Most scores over 30	Joint first with 99 scores over 30 are Andrew CONLEY (with 7x30+ scores during the season) and Peter HUGHES (2x30+ during the season). 3 rd is Rob Edwards (97). Current players Grant GRAIGIE (68) jumped to 6 th place and Dom GIBBIE (57) moved up to 10 th place.
Most runs before Christmas.	Andrew “Winner” CONLEY had another fantastic season and broke the record for most runs before Christmas (458 @ 114.5., one century). Paul TEMBY (428 @ 71.3, with 2 centuries) and Angelo PANSINI (427 @ 71.2, with 3 centuries) broke this record last season which had been held by Greg ALSOP since 2001/02 (405 @ 81.0 in 2001/02, 3 centuries).
Most seasons with 200+ runs	Peter “Shoe” HUGHES has now scored 200+ runs in 21 seasons – surpassing Trevor PARHAM (20) for the most ever
2nd and 8th highest runs in a season. Most for C Grade	Glenn HARRIS scored 693 runs @ 77.0 with 2 tons and 4 fifties, the 2 nd most runs in a season behind Vin HODGE with 757 runs @ 75.7 in 1996/97. Both were scored in Div 6. This was also the most for a C Grade season, surpassing Rob Edwards (678 @ 67.8 in 1995/96). Andrew “Winner” CONLEY scored 604 runs @ 67.1 with 1 ton and 5 fifties to claim 8 th spot.

RECORDS AND ACHIEVEMENTS IN 2017/18 ...continued...

4 th highest % of innings total	Andrew “Winner” CONLEY scored 86* out of 5/133 – 64.7% of the total score vs Port Noarlunga D8 in R4 to take 4 th spot on the all time list			
Partnership Records	1 st wicket – 5 th Highest for Club, 2 nd Highest for Div 2; 3 rd Highest for A Grade 178 – Anton Balym (76) & Hamish Ferguson (95) vs Mitchell Pk A2 in R7 1 st wicket – 3 rd Highest in C Grade 110 – Andrew Conley (35) & Dom Gibbie (74) vs Plympton Foot C6 in R7			
Most Not Outs	John SMITH finished his career with 90 not outs, ahead of Geoff BELL (66), Joel WILKIN (50), Andrew CONLEY (41), Andrew HODGE (38), Peter COOMBE (37), Dom GIBBIE & Ash MARSHALL (36).			
Most Career Wickets	Joel WILKIN (586 career wickets) extended his lead to 118 for most Club wickets ahead of Geoff BELL (468), with Ash MARSHALL closing in fast on 441 wickets. Joel also has most 5-wicket bags (25) ahead of John GIBBIE (19). Joel has won 13 bowling trophies (3A, 6B, 2C and 2D).			
Hat Trick	Dale BRUSHAHAN became the 10 th player to take a hat trick vs Coromandel in 4B in R3. He took 6/29.			
4 th most economical bowling	Rowan WILLIAMS took 2/23 off 20 overs with 5 maidens @ 1.15 runs per over vs Happy Valley R5 in A2 to take 4 th spot on the all time list			
Centuries	3 players scored 4 centuries in 2017/18 – Glen HARRIS (137 & 120* - his 4 th); Andrew CONLEY (104 – his 10 th); Dale BRUSNAHAN (101* - his first). 56 players have made 144 centuries in 39 years of club history. The average has been 3.7 centuries per season.			
	Score		Times	
	150 plus		12	
	140-149		8	
	130-139		9	
5 wickets in an innings	Score		Times	
	120-129		20	
	110-119		30	
	100-109		65	
	5 players took 5 bags of 5 wickets in 2017/18 all for the first time in their careers – Scott MONAGHAN (5/22 in his 46 th game), Dale BRUSNAHAN (6/29 in his 43 rd game), Jason CONROY (6/40 in his 196 th game), Steve MASON (5/9 in his 16 th game); Braedon TONKIN (5/81 in his 115 th game). 95 players have now taken 5 wickets in an innings on 351 occasions.			
Wickets in innings		Times		
9 wickets		3		
8 wickets		1		
7 wickets		33		
Wickets in innings		Times		
6 wickets		85		
5 wickets		229		
Most games to take their first 5 wickets in an innings	Those who took 50 or more games to take their first 5 wicket bag: Jason CONROY (196 games); Kristian SCHULTZ (187); Brenton ROWE (143); Braedon TONKIN (115); Andrew HUXTABLE (114); Paul TEMBY (107); John SMITH (91); Mick GIBBIE (64); Dom GIBBIE (54); Richie DEY (51)			
Most career catches	Peter HUGHES still has the most no. of career catches by heaps with 187 (2 this season). Nearest is Andrew Conley with 129 (4 this season).			
Most career fielding votes	Dave PALMER (155 votes) retained his no. 1 rank ahead of Jason CONROY (136 votes) for career fielding votes - based on a 2-2-1 weighting for 1 st , 2 nd & 3 rd votes.			
320 successive games and most games	Peter “Shoe” HUGHES continued his flabbergasting unbroken sequence with 320 successive games which will never be beaten. Shoe has not missed a game since R1 in 1991/92 – 27 seasons. Shoe also has played 384 games, well ahead of retired players Trev PARHAM (338), John SMITH (327,) & Geoff BELL (312); and current players Joel WILKIN (295), Dom GIBBIE (293), Andrew CONLEY (286), & Grant CRAIGIE (280).			
Most Seasons Played	John SMITH (37 seasons) passed Trevor PARHAM's record (36) for most seasons played. Geoff BELL and Peter HUGHES (33), Andrew CONLEY (30) are in the top 5			

ASH MARSHALL

250 GAMES

- Made his debut in 1996/97 and in his 22nd season became the 10th player to play 250 matches for Warradale on 3rd February 2018 against Plympton. Of these games he has played 52 in A grade (3 in Div.1), 106 in B grade, 53 in C grade and 39 in D grade and has been captain on 26 occasions.
- In his 226 innings for the club, he has made 2865 RUNS at an average of 15.1 with 8 fifties.
- His most memorable innings include:
 - his highest score of 93 in 140 minutes against South Park in div.5 in 2005.
 - 76 in 83 minutes against Sheidow Park in div.4 in 2012
 - 69 not out in a team score of 6-129 against Westminster in div.5 in 1998.
 - a gritty 42 in 203 minutes in a team score of 10-114 against Seaton in div.3 in 2005.
 - 53 in 164 minutes from a team score of 10-139 against Southern in div.5 in 1998.
- Has made 69% of his runs batting in the top 6 where he has made 1972 at an average of 15.5.
- Has batted for 100 minutes or longer on 12 occasions, including 3 occasions when he went on to bat for over 150 minutes and has a longest innings of 203 minutes. He averages 35 minutes at the crease and scores at 0.36 runs per minute.
- Has Top Scored in a match on 20 occasions.
- Has made over 200 runs in a season on 5 occasions with a best season of 278 runs @ 23.2 in div.5 in 2004/05.
- Has been in 5 Century partnerships and a further 24 partnerships of Fifty or more. His most successful partnerships have been:
 - 677 Partnership runs @ 33.9, including 1 Century & 4 Fifty partnerships with Shoe,
 - 496 Partnerships runs @ 41.3, including 2 Century & 1 Fifty partnerships with Richie Dey,
 - 421 Partnership runs @ 19.1, including 2 Fifty partnerships with Geoff Bell,
 - and has also had Century partnerships with Andrew Tonkin & Andy Belsak.
- Has bowled in 245 innings for a total of 2146.2 overs and taken 437 wickets at an average of 17.3, with a strike rate of 29.4 balls per wicket and an economy rate of 3.5 runs per over. Has taken the 3rd most wickets in the club's history behind Joel Wilkin & Geoff Bell.
- Has taken five wickets in an innings 10 times and three in an innings on a further 66 occasions
- His best bowling performances are:
 - 7 for 13 against South Road in div.5 in 2017
 - 7 for 77 against St.George in div.3 in 2009,
 - 6 for 6 against Coromandel in div.5 in 1997,
 - 6 for 46 against North Haven in div.2 in 2015,
 - 6 for 51 against Coromandel in div.3 in 2012,
 - 5 for 9 from 15 overs against Mitchell Park in div.4 in 2016,
 - 5 for 35 against Coro Ramblers in div.2 in 2008,
 - 4 for 53 from 27 overs in the div.5 semi-final against Westminster in 2002.
- Holds the record for the best Match figures of 11-31, against South Road in div.5 in 2017.
- Has achieved the best bowling figures in a match on 61 occasions.
- Has taken 20 wickets in a season in 14 of his 22 seasons with a best season of 33 wickets @ 13.9 last season, and has won 10 bowling trophies - including 2 in A grade & 5 in B grade (all in the last 7 years), 2 in C grade, and 1 in D grade (this is second only to Joel Wilkin's 13 bowling trophies).
- Has achieved the all-round Match double of 40 runs & 4 wickets on 1 occasion, and the 30 runs & 3 wickets match double on a further 7 occasions, with a best all-round match performance of 64 runs and 4 for 36 against South Road in div.6 in 2002.
- Has achieved the all-round Season double of 200 runs & 20 wickets on 3 occasions, with a best all-round season of 260 runs @ 32.5 and 33 wickets @ 13.90 last season.
- He is one of only 6 players at the club to achieve the 2000 runs & 200 wickets career double, and along with John Smith is 1 of only 2 to have also taken 100 catches.
- Has won Cricketer Of The Year on 2 occasions and been runner-up on a staggering 10 occasions.
- Has been voted the Best Team Player of the season on 6 occasions - 3 times in B grade, 2 times in C grade, and once in D grade.
- He has taken 103 catches in his career (including 10 in a season once and 3 in a match twice), has made 7 direct run-outs, and received the First Fielding Vote on 17 occasions.

JASON CONROY**200 GAMES**

- Made his debut in 1989/90 as a 16 year old and in his 24th season became the 15th player to play 200 matches for Warradale on 6th January 2018 against Fitzroy. Of these games he has played 18 in A grade, 41 in B grade, 109 in C grade & 32 in D grade and has captained the side on 67 occasions.
- In his 183 innings for the club, he has made 2135 RUNS at an average of 12.6 with 5 fifties.
- His most memorable innings include -
 - his highest score of 74 in 146 minutes Opening against Modbury Heights in D grade in 1992,
 - 71 in 115 minutes at no.4 against Port Noarlunga in C grade in 2014,
 - 68 in 110 minutes at no.5 against Keswick in D grade in 1993.
- Has most successful batting position is as Opener where he has made 590 runs @ 18.
- Has batted for 100 minutes or longer on 4 occasions, averages 27.5 minutes at the crease, and scores at 0.43 runs per minute.
- Has Top Scored in a match on 8 occasions.
- Has made over 150 runs in a season on 4 occasions including a career best season of 307 runs @ 25.6 in 1991/92.
- Has been in 2 Century partnerships and a further 16 partnerships of Fifty or more. His most successful batting partnerships have been with
 - 339 Partnership runs at 26.1 with Andrew Huxtable, including 1 Fifty partnership,
 - 246 Partnership runs at 16.4 with Dom Gibbie, including 1 Fifty partnership,
 - 209 Partnership runs at 34.8 with Grant Craigie, including 1 Century partnership,
 - 191 Partnership runs at 47.8 with Shoe, including 1 Century partnership,
- Is part of the only father & son combination to make a 50 in the same innings for Warradale, with his dad Brian in 1992 against Modbury Heights.
- Has bowled in 108 innings for 422.3 overs and taken 73 wickets at an average of 24.1, with a strike rate of 34.7 balls per wicket, and an economy rate of 4.2 runs per over.
- Has taken Five wickets in an innings on 1 occasion, and Three wickets in an innings on a further 6 occasions, with best figures of
 - 6 for 40 against Kenilworth in B grade this season, and
 - 4 for 37 against Bank SA in C grade in 1995.
- Has taken the team's best bowling figures in a match on 5 occasions.
- Has achieved the all-round double of 30 runs & 3 wickets in a match on 3 occasions, with a best all-round match performance of 52 runs and 3 for 3 against Kenilworth in C grade in 1991.
- He is one of only 44 players at the club to achieve the 500 runs & 50 wickets career double.
- Has kept wicket in 9 matches for a total of 7 catches & 1 stumping and conceded 38 byes.
- Has taken 112 catches as a fieldsman in his career, including 3 in an innings on 5 occasions and 10 or more in a season on 3 occasions, including a Club record of 16 field catches in a season (in just 10 matches in 1995/96).
- Has received the First Fielding Vote on 41 occasions and the Second Fielding Vote on a further 41 occasions.

Paul TEMBY

200 GAMES

- Made his debut in November 2000 and in his 18th season, became the 16th player to play 200 matches for Warradale on 24th February 2018 against Glenelg ANA. Of these games he has played 133 in A grade (39 in Div.1), 50 in B grade, 8 in C grade and 9 in D grade.
- In his 190 innings for the club, he has made 3912 RUNS at an average of 22.3 including 3 centuries & 22 fifties
- His most memorable innings include,
 - 105 from a team score of 10-199 against Western Youth in div.2 in 2010,
 - 91 with 4 sixes & 9 fours at Mitchell Park Reserve in div.1 in 2004,
 - a sequence of 3 match winning innings in 4 matches in div.5 last season of:
 - 94 in 55 minutes with 7 sixes & 10 fours in a successful run chase against St George,
 - 134 from a team total of 10-252 against eventual grand finalist Mitchell Park,
 - 138 in 103 minutes with 14 sixes and 8 fours against Keswick,
 - has also made a number of other quick-fire scores including 65 in 28 minutes (with 60 in boundaries) in div.2 in 2007, 50* in 22 minutes in div.2 in 2009, 88 in 43 minutes in div.5 in 2001.
- Has scored 71% of his runs in boundaries, including 133 sixes.
- Has made most of his runs batting at no. 6 with 1255 runs @18, and at no.4 with 1035 runs @34
- Has batted for 100 minutes or longer on just 4 occasions, with a longest innings of 148 minutes. He averages just 26 minutes at the crease, but scores at 0.8 runs per minute.
- Has Top Scored in a match on 29 occasions.
- Has made over 200 runs in a season on 10 occasions, with a best season of 540 runs @ 45 last season. He has won 2 batting trophies – 1 in A Grade and 1 in B Grade.
- Has been in 5 Century partnerships and a further 29 partnerships of Fifty or more. His most successful partnerships have been:
 - 470 Partnership runs @ 24.7, including 1 Century & 1 Fifty partnership with Richie Dey,
 - 291 Partnership runs @ 20.8, including 1 Fifty partnership with Andrew Conley,
 - 282 Partnership runs @ 31.3, including 2 Fifty partnerships with Dave Palmer, and has had Century Partnerships with Simon Mystuik, Greg Mellors, Mick Gibbie & Dave Mahoney.
- Has bowled in 77 innings for a total of 387 overs and taken 63 wickets at an average of 21.4, with a strike rate of 37 balls per wicket and an economy rate of 3.5 runs per over.
- Has taken five wickets in an innings on 1 occasion, and three wickets in an innings on a further 7 occasions, with best figures of 6 for 22 in div.2 against Keswick in 2010.
- Has achieved the best bowling figures in a match on 4 occasions.
- Has taken 10 wickets in a season 3 times, with a best season of 12 wickets @ 22.9 in 2012/13.
- Won Cricketer of the Year on 1 occasion, and was runner-up on a further 2 occasions.
- Has won the Peter Coombe Medal for Best Team Man in the A grade on 2 occasions
- Has kept wicket in 40 matches and made 62 dismissals (48 catches & 14 stumpings) and had conceded just 63 byes in his first 36 games kept (then some bowler called Daisy turned up and he conceded another 54 byes in his last 4 games kept).
- Has made 20 or more Keeping dismissals in a season on 2 occasions, with a best season of 26 dismissals in div.1 in 2004/05 (only 2 keepers have made more dismissals in a season than this).
- Has taken 80 catches as a fieldsman in his career, achieved 4 direct run-outs and has received the First Fielding Vote on 23 occasions.

ROWAN WILLIAMS

100 GAMES

- Made his debut in 2008/09 and in his 10th season became the 48th player to play 100 matches for Warradale on 20th January 2018 against Coromandel.
Of these games he has played 87 in A grade, 11 in B grade and 2 in C grade.
- In his 77 innings for the club, he has made 561 RUNS at an average of 10.2, including 1 fifty. Technically, he has made 1 century for the club, but unfortunately it was as a bowler.
- His most memorable innings include,
 - his highest score of 50* @ no.10 in a team total of 9-210 against Sheidow Park in A's in 2012,
 - 38 and a match winning partnership of 106 when coming in at 5-62 against Keswick in B's in 2010,
 - 36 in a team total of 10-101 in a C grade cameo against Southern in 2016,
 - 14* including all the runs in the 8th wicket partnership to win the game in the 2nd last over against Coromandel in A grade in 2013.
- Has made most of his runs at no's 9 & 10 where he has made 353 runs @ 11, but does have a batting average of 24 when batting at no.7.
- Averages 13 minutes at the crease and scores at 0.55 runs per minute.
- Has Top Scored in a match on 2 occasions.
- Has a best season of 104 runs at an average of 20.8 in 2016/17.
- Has been in 1 Century partnership (with Shoe) and 1 Fifty partnership (with Dan Claridge).
- Has bowled in 100 innings for a total of 951.2 overs and taken 142 wickets at an average of 19.8, with a strike rate of 40.2 balls/ per wicket, and an economy rate of 2.9 runs/over.
- Has taken five wickets in an innings on 5 occasions and three wickets in an innings on a further 17 occasions, with best figures of
 - 5 for 34 off 19.4 overs against Coromandel in A grade in 2014,
 - 5 for 37 off 16.3 overs against Westren Youth in A grade in 2012,
 - 5 for 37 off 16.3 overs against Coromandel in A grade in 2014,
 - 5 for 56 off 24 overs against Sheidow Park in A grade in 2012,
 and economical spells of
 - 3 for 19 off 14 overs against North Haven in A grade in 2016,
 - 2 for 23 off 20 overs & 1 for 13 off 17 overs in A grade this season.
- Has achieved the best bowling figures in a match on 24 occasions.
- Has taken 20 wickets in a season on 2 occasions with a best season of 25 wickets @ 17.2 in A grade in 2012/13, and has won the A grade bowling trophy on 3 occasions.
- Has achieved the all-round Match double of 20 runs & 2 wickets on 3 occasions.
- Has won Cricketer of the Year on 1 occasion in 2011/12, the MVP of the finals on 1 occasion in 2010/11, and the Peter Coombe medal for Best Team in the A grade on 2 occasions.
- Has also won the prestigious Golden Globe award on 2 occasions.
- Is one of only 44 players at the club to achieve the 500 runs & 50 wickets career double.
- Has taken 35 catches in his career, including 3 in an innings on 1 occasion, has made 1 direct run-out, and has received the First Fielding Vote on 18 occasions.

RON SCOTT

100 GAMES

- Made his debut in 1994/95 and in his 13th season (including a 9 year hiatus) became the 49th player to play 100 matches for Warradale on 3rd February 2018 against South Road. Of these games he has played 4 in A grade (all in Div.1), 25 in B grade, 62 in C grade and 9 in D grade.
- In his 85 innings for the club, he has made 800 RUNS at an average of 13.8 with 1 fifty.
- His most memorable innings include,
 - his highest score of 69* from a team total of 5-154 in div.4 against Coromandel in 1995,
 - 47 in 62 minutes from no.3 against Keswick in div.6 this season,
 - 43 in 45 minutes from no.5 against Coromandel in div.4 in 1998.
- Has batted for an hour or longer on 6 occasions, including a longest innings of 100 minutes against Adelaide Cavaliers in div.4 in 2003.
- He averages 21 minutes at the crease and scores at 0.47 runs per minute.
- Has Top Scored in a match on 4 occasions, and 3 of these came in the same season in 1998/99.
- Has made over 100 runs in a season on 2 occasions, with a best season of 151 runs @ 21.6 in 1998/99.
- Has been in 5 Fifty partnerships or more. His most successful partnerships have been with:
 - 211 Partnership runs @ 26.4, including 1 Fifty partnership with John Smith,
 - 161 Partnership runs @ 20.1 with Dom Gibbie,
 and has also had fifty partnerships with Gav Perryman, Cam Dey, Hamish Clare & Tim Smith.
- Has bowled in 104 innings for a total of 1034.1 overs and taken 157 wickets at an average of 19.0, with a strike rate of 39.5 balls per wicket, and an economy rate of 2.9 runs per over.
- Has taken five wickets in an innings on 5 occasions and three wickets in an innings on a further 12 occasions, with best figures of
 - 9 for 32 against Panorama in div.4 in 2004 (which is a club record),
 - 7 for 51 against Keswick in the div.3 Semi-Final in 1996 (which was a club record in a final, until beaten by Josh Deniet last season),
 - 7 for 51 against Bank SA in div.4 in 1997,
 - 6 for 23 against Plympton in div.7 in 2017,
 - an economical 20 overs 13 maidens 2 for 20 against Westminster in the div.4 semi-final in 1999.
- Has achieved the best bowling figures in a match on 17 occasions.
- Has taken 20 wickets in a season on 4 occasions with a best season of
 - 25 wickets @ 14.9 in 1995/96, and
 - 25 wickets @ 15.6 in 1997/98,
 and has won the C grade bowling trophy on 3 occasions.
- Has achieved the all-round Match double of 30 runs & 3 wickets on 3 occasions, with a best all-round match performance of 69* and 3 for 72 against Coromandel in div.4 in 1995.
- He is one of only 44 players at the club to achieve the 500 runs & 50 wickets career double.
- Has taken 21 catches in his career, including 3 in an innings on 1 occasion, has received the First Fielding Vote on 7 occasions, and has made 2 direct run-outs.

2017/18 TROPHY WINNERS

CLUB TROPHIES

TROPHY		TROPHY WINNER
CRICKETER OF THE YEAR WINNER <i>Individual & Perpetual Trophy</i>	Dale BRUSNAHAN	1092 points - 292 runs, 24 wickets, 12 catches, 150 points from run outs & fielding votes in 12 matches, 74 practice points
CRICKETER OF THE YEAR RUNNER-UP	Glenn HARRIS	929 points - 693 runs, 4 wickets, 5 catches, 80 points from run-outs & fielding votes in 14 matches, 0 practice points
BEST ALL-ROUNDER	Dale BRUSNAHAN	292 runs @ 20.9, 24 wickets @ 14.5 in 12 matches
BEST FIELDSMAN <i>Individual & Perpetual Trophy</i>	Dale BRUSNAHAN	12 votes - 5 first & 2 second votes in 12 matches
PRESIDENT'S TROPHY	Dave PALMER	
DAVID HODGE MOST IMPROVED PLAYER <i>Individual & Perpetual Trophy</i>	Troy SPANTON	Averaged 63 minutes at the crease, batted for 90 minutes or longer on 5 occasions
ENCOURAGEMENT AWARD	Brayden PANSINI Tyson CRAIGIE	
GOLDEN GLOBE AWARD <i>Perpetual Trophy</i>	Rowan WILLIAMS	4 ducks, average of 6.6
BROKEN STUMP AWARD <i>Perpetual Trophy</i>	John SMITH	1/84 off 17 overs, no maidens
CENTURY BATS	Glenn HARRIS Andrew CONLEY Dale BRUSNAHAN	120* & 137 104 101*
SIX-FOR AWARDS	Dale BRUSNAHAN Jason CONROY	6/29 6/40
ASSOCIATION TROPHIES SECTION 4 - FIELDING TROPHY SECTION 6 - BATTING TROPHY SECTION 4-9 - BATTING TROPHY	Dale BRUSNAHAN Glenn HARRIS Glenn HARRIS	10 votes 693 runs @ 77 693 runs @ 77
OUTSTANDING SERVICE AWARD <i>Individual & Perpetual Trophy</i>	Karen PANSINI	
SUPPORTER OF THE YEAR	Mal WILLIAMS	
NEW LIFE MEMBERS	Dave HODGE Noel BROWNE Andrew BROWN Phil MONAHAN	

2017/18 TROPHY WINNERS

TEAM TROPHIES

TROPHY	TROPHY WINNER
A GRADE	
BATTING TROPHY	Haimish FERGUSON 324 runs @ 21.6 in 14 matches
BOWLING TROPHY	Braedon TONKIN 20 wickets @ 18.2 in 11 matches
CAPTAIN'S TROPHY	Anton BALYM
BEST A GRADE TEAM PLAYER ➔ PETER COOMBE MEDAL	Paul TEMBY 122 votes in 14 matches
B GRADE	
BATTING TROPHY	Dale BRUSNAHAN 288 runs @ 22.2 in 11 matches
BOWLING TROPHY	Dale BRUSNAHAN 23 wickets @ 14.5 in 11 matches
CAPTAIN'S TROPHY	Jason CONROY
BEST B GRADE TEAM PLAYER ➔ BRIAN 'BOOF' CONROY MEDAL	Dale BRUSNAHAN 138 votes in 11 matches
C GRADE	
BATTING TROPHY	Glenn HARRIS 693 runs @ 77.0 in 14 matches
BOWLING TROPHY	Brett BRYSON 13 wickets @ 25.8 in 13 matches
CAPTAIN'S TROPHY	Ron SCOTT
BEST C GRADE TEAM PLAYER ➔ JOHN 'SPIN GUTS' SMITH MEDAL	Glenn HARRIS 204 votes in 14 matches
D GRADE	
BATTING TROPHY	Andrew CONLEY 266 runs @ 266.0 in 3 matches
Due to its truncated season, no other D grade Trophies were awarded.	

[illegible]

2017/18 TEAM PLAYER OF THE YEAR VOTES

C GRADE JOHN 'SPIN GUTS' SMITH MEDAL VOTES

Total	Player	r1	r2	r3	r4	r5	r6	r7	r8	r9	r10	r11	r12	r13	r14
204	HARRIS G	-	25	20	30	19	18	2	-	27	30	-	4	9	20
100	PANSINI Brayden	-	-	5	6	18	-	-	-	23	17	10	14	3	4
96	SCOTT R	1	-	-	-	16	30	20	-	9	4	16	-	-	-
62	PANSINI Angelo	-	-	5	1	-	3	-	-	-	-	20	-	15	18
52	CLARIDGE D	19	6	2	17	-	-	-	-	2	-	-	-	6	-
45	GIBBIE D	-	-	5	-	-	-	28	-	2	-	-	-	10	-
34	BRYSON B	8	-	8	-	-	-	1	-	-	4	9	1	1	2
34	CRAIGIE Tyson	1	-	-	-	1	1	10	-	1	3	6	4	3	4
28	CLYDESDALE M	28	-	-	-	-	-	-	-	-	-	-	-	-	-
27	WILKIN A	-	-	-	-	-	-	-	-	-	-	-	27	-	-
25	SMITH Tim	-	-	-	11	-	11	-	-	-	3	-	-	-	-
24	CONLEY A	-	-	21	-	-	-	3	-	-	-	-	-	-	-
20	STUART D	-	20	-	-	-	-	-	-	-	-	-	-	-	-
17	CORNELISSEN J	-	-	-	-	-	-	-	-	-	-	-	-	17	-
15	BROWNE N	-	-	-	-	-	-	-	-	-	-	-	15	-	-
14	CRAIGIE Grant	-	-	-	-	-	-	1	-	-	-	-	-	-	13
11	MARKS G	-	-	-	-	-	2	-	-	2	-	1	-	2	4
10	GREEN A	-	10	-	-	-	-	-	-	-	-	-	-	-	-
7	GULATI S	-	-	-	-	7	-	-	-	-	-	-	-	-	-
6	HUGHES P	5	1	-	-	-	-	-	-	-	-	-	-	-	-
5	CROUCH J	-	-	-	-	4	-	1	-	-	-	-	-	-	-
5	MARTIN A	-	-	-	-	-	-	-	-	-	5	-	-	-	-
5	WOODIFIELD A	-	-	-	-	-	-	-	-	-	-	4	-	-	1
4	SPANTON T	4	-	-	-	-	-	-	-	-	-	-	-	-	-
3	CANDLETT S	-	3	-	-	-	-	-	-	-	-	-	-	-	-
2	BATES S	-	-	-	1	-	1	-	-	-	-	-	-	-	-
1	CONROY J	-	1	-	-	-	-	-	-	-	-	-	-	-	-
1	HARRIS Jeff	-	-	-	-	1	-	-	-	-	-	-	-	-	-
1	TONKIN A	-	-	-	-	-	-	-	-	-	-	-	1	-	-

D GRADE DAVE 'NOOGE' HODGE MEDAL VOTES

Total	Player	r1	r2	r3	r4	r5	r6	r7	r8	r9	r10	r11	r12	r13	r14
72	CONLEY A	25	30	-	17	-	-	-	-	-	-	-	-	-	-
39	PANSINI Brayden	22	17	-	-	-	-	-	-	-	-	-	-	-	-
24	GULATI S	-	-	-	24	-	-	-	-	-	-	-	-	-	-
23	CRAIGIE Tyson	-	1	-	22	-	-	-	-	-	-	-	-	-	-
22	GIBBIE D	10	11	-	1	-	-	-	-	-	-	-	-	-	-
12	BROWNE N	7	4	-	1	-	-	-	-	-	-	-	-	-	-
3	PANSINI Angelo	1	2	-	-	-	-	-	-	-	-	-	-	-	-
1	ARMAN S	-	-	-	1	-	-	-	-	-	-	-	-	-	-
1	TONKIN A	1	-	-	-	-	-	-	-	-	-	-	-	-	-
1	WILKIN A	-	1	-	-	-	-	-	-	-	-	-	-	-	-

NOTE: Due to its truncated season, no D grade Medal was awarded this season.

2017/18 CRICKETER OF THE YEAR (TO ROUND 14)

Rank	Player Name	Games	Runs	Wkts	Cat.	St.	R/O	F/V	Prac	Total
1	BRUSNAHAN Dale	12	292	336	240	0	30	120	74	1092
2	HARRIS Glenn	14	693	56	100	0	20	60	0	929
3	CONLEY Andrew	13	604	0	80	0	0	10	134	828
4	PANSINI Angelo	14	265	168	100	0	0	40	142	715
5	BALYM Anton	14	281	0	160	180	0	0	52	673
6	TONKIN Braedon	12	16	294	120	0	10	40	114	594
7	CORNELISSEN Jack	12	87	196	160	0	0	110	8	561
8	MARSHALL Ashley	13	170	196	60	0	0	0	134	560
9	FERGUSON Haimish	14	324	42	140	0	0	30	4	540
10	FERGUSON Lachlan	14	275	84	80	0	0	30	40	509
11	BRYSON Brett	13	123	182	100	0	10	0	82	497
12	MONAGHAN Scott	14	127	210	20	0	0	0	138	495
13	CLARIDGE Daniel	14	87	140	160	0	40	60	8	495
14	PANSINI Brayden	12	38	140	40	0	0	100	154	472
15	WILLIAMS Rowan	12	46	252	100	0	0	10	62	470
16	SPANTON Troy	13	137	28	80	0	10	20	194	469
17	MAHONEY David	13	269	0	60	0	10	80	40	459
18	BURROWS Mark	12	73	140	100	0	0	20	80	413
19	GIBBIE Dom	13	277	0	60	0	0	0	66	403
20	CONROY Jason	14	51	196	100	0	0	40	8	395
21	TEMBY Paul	14	236	28	80	0	0	30	16	390
22	HUGHES Peter	14	235	0	40	0	0	0	96	371
23	CRAIGIE Tyson	13	69	70	120	0	0	30	52	341
24	MASON Steve	14	29	210	40	0	0	20	40	339
25	SMITH Tim	11	140	28	120	0	20	10	12	330
26	SCOTT Ron	10	97	154	40	0	0	30	0	321
27	PALMER Dave	14	108	0	60	0	10	50	74	302
28	MONAHAN Phil	13	187	14	20	0	0	10	62	293
29	MARKS Greg	9	16	0	140	80	30	0	0	266
30	GREEN Anthony	10	49	112	40	0	10	20	20	251
31	WILKIN Anthony	9	33	112	40	0	0	60	0	245
32	ARMAN Ben	7	10	56	80	0	0	50	40	236
33	CRAIGIE Grant	10	110	0	60	0	0	20	36	226
34	BROWNE Noel	4	34	98	60	0	0	10	8	210
35	WOODFIELD Andrew	9	3	84	20	0	0	0	58	165
36	TONKIN Andrew	10	51	0	80	0	0	0	28	159
37	MASON John	2	58	56	20	0	10	10	0	154
38	BROOKER Christian	3	114	0	0	0	0	10	24	148
39	SMITH John	5	5	14	0	0	0	0	128	147
40	CROUCH Jack	8	2	70	20	0	0	20	32	144
41	DEY Richard	7	48	0	40	0	0	10	38	136
42	CLYDESDALE Matt	2	38	56	40	0	0	0	0	134
43	GULATI Sandeep	3	2	84	20	0	0	0	0	106
44	JELBERT Curtis	1	14	14	40	0	0	20	0	88
45	JEYNES Steve	3	0	28	20	0	10	10	0	68
46	MARTIN Anthony	2	4	28	0	0	0	0	32	64
47	ARMAN Sam	3	2	14	0	0	0	10	32	58
48	TYNSKI Simon	5	17	0	40	0	0	0	0	57
49	WOODS Daniel	1	2	42	0	0	0	0	8	52
50	LIGHTFOOT Derek	1	16	14	0	0	0	20	0	50
51	BARRITT Henry	6	40	0	0	0	0	0	0	40
52	FONTAINE Fin	0	0	0	0	0	0	0	32	32
53	McEVOY Dennis	1	4	28	0	0	0	0	0	32
54	BATES Simon	3	11	0	20	0	0	0	0	31
55	STUART Dave	1	0	28	0	0	0	0	0	28
56	DENIET Josh	1	0	28	0	0	0	0	0	28
57	MATTHEWS Jacob	2	0	0	0	0	0	10	16	26
58	LIPSETT Wes	1	0	0	20	0	0	0	0	20
59	BODEN Nick	2	4	0	0	0	0	0	16	20
60	FONTAINE Gavin	2	1	0	0	0	0	0	16	17
61	FULLER Paul	2	0	0	0	0	0	0	16	16
62	CANDLETT Shane	1	0	14	0	0	0	0	0	14
63	SCHULTZ Kristian	2	3	0	0	0	0	0	8	11
64	CONROY Dillon	0	0	0	0	0	0	10	0	10
65	DAVIDSON Phil	0	0	0	0	0	0	0	8	8
66	BELSAK Andrew	1	3	0	0	0	0	0	0	3
67	BORLAND Daniel	1	1	0	0	0	0	0	0	1
68	BROWN Jason	1	0	0	0	0	0	0	0	0
69	DESHPANDE Niranjana	1	0	0	0	0	0	0	0	0
70	REVELL Glen	1	0	0	0	0	0	0	0	0

2017/18 A.S.C.A. PREMIERSHIP LADDERS

ADELAIDE AND SUBURBAN CRICKET ASSOCIATION – SECTION 1 – 2017/18

Rank	Team	P	W2	W1	D	L1	L2	Wkts Lost	Runs For	Wkts Taken	Runs Agnst	Points	Quotient
1	Plympton Footballers	14	0	10	1	3	0	103	2319	118	1945	66	1.3659
2	Coromandel Ramblers	14	1	6	2	5	0	91	1875	107	1860	58	1.1853
3	Port Noarlunga	14	0	7	3	4	0	95	2315	108	2137	55	1.2315
4	Western Youth Centre	14	0	7	1	6	0	102	2482	115	2532	51	1.1052
5	Keswick	14	0	6	2	5	1	116	1852	93	1951	47	0.7610
6	Cove	14	0	5	2	6	1	108	2198	105	2454	42	0.8708
7	Sheidow Park	14	0	4	2	8	0	119	2037	98	2140	38	0.7839
8	North Haven	14	1	2	1	10	0	120	2293	110	2352	36	0.8937

Semi Finals

17 & 18 March 2018

Coro Ramblers 1/77 J Ferris 67*
 def Port Noarlunga 70 J Carroll 28 K Smith 4/17 F King 4/18 B Kanck 2/17 @ Hawthorndene Oval

Plympton Foot. 8/190 A McCrea 50 J McCann 32 RD Moore 28 B Middlin 27 TM Grove 3/33
 def Western Youth 187 D Muralitharan 69 B Johansen 31 B Pomeroy 3/8 B Middlin 3/25 @ Plympton Oval

Grand Final

24 & 25 March 2018

Plympton Foot. 39 K Smith 5/18 J Ferris 4/9
 def by **Coro Ramblers** 5/149 J Ferris 35 B Middlin 2/33 @ Plympton Oval

ADELAIDE AND SUBURBAN CRICKET ASSOCIATION – SECTION 2 – 2016/17

Rank	Team	P	W2	W1	D	L1	L2	Wkts Lost	Runs For	Wkts Taken	Runs Agnst	Points	Quotient
1	Morphettville Park	14	0	12	1	1	0	83	2243	122	1774	76	1.8585
2	Coromandel	14	0	10	1	3	0	103	2022	115	1658	66	1.3616
3	ICC Sharks	14	0	9	1	4	0	103	2248	120	1761	61	1.4872
4	Belair	14	1	4	1	8	0	105	2240	129	2191	46	1.2560
5	Warradale	14	1	5	1	7	0	122	2041	89	2334	46	0.6379
6	Glenelg ANA	14	0	5	1	7	1	106	1878	94	2198	45	0.7577
7	Happy Valley	14	0	5	1	7	1	123	1797	122	1895	40	0.9406
8	Mitchell Park	14	0	0	1	13	0	123	1789	77	2447	16	0.4577

Semi Finals

17 & 18 March 2018

Coromandel 148 B Moore 42 GK Bruce 38 T Riddle 5/29 C Russo 3/50 A Lock 2/32
 def by **ICC Sharks** 7/149 M Ledgard 47 C Lock 32 AD Sampson 29 J Zadow 4/37 @ Hewett Sports Ground

Morphettville Pk 9/121 B Rooke 35* K Brokensha 25 M Tansell 4/45 L Debrowski 3/25
 def Belair 119 D Wegener 52 B Rooke 6/48 AJ Fishwick 2/48 @ Denham Reserve

Grand Final

24 & 25 March 2018

Morphettville Pk 113 T Riddle 4/33 R Foster 2/13 A Broadbent 2/21
 def by **ICC Sharks** 5/235 M Ledgard 81 C Russo 62 D Sampson 58 AJ Fishwick 3/44 @ Denham Reserve

ADELAIDE AND SUBURBAN CRICKET ASSOCIATION – SECTION 3 – 2017/18

Rank	Team	P	W2	W1	D	L1	L2	Wkts Lost	Runs For	Wkts Taken	Runs Agnst	Points	Quotient
1	Morphettville Park II	14	1	9	2	2	0	100	2092	123	1666	73	1.5445
2	Coromandel Ramblers II	14	0	9	1	4	0	91	1776	128	1948	61	1.2824
3	Keswick II	14	0	9	1	4	0	111	1950	110	1802	61	1.0724
4	Southern	14	0	7	2	5	0	97	1941	110	1691	53	1.3017
5	North Haven II	14	0	6	1	6	1	114	1996	109	1981	45	0.9634
6	ICC Sharks II	14	0	5	1	8	0	119	1882	101	1903	41	0.8394
7	South Road	14	0	4	2	8	0	112	1900	108	2128	38	0.8610
8	Happy Valley II	14	0	0	2	12	0	135	1791	90	2209	18	0.5405

Semi Finals

17 & 18 March 2018

Coro Ramblers II 173 J Benson 42 C Germein 40* D Benson 30 C Coretti 3/50 M Lewis 2/36
 def by **Keswick II** 7/253 R Ormsby 85 W Worthington 64 C Jeffery 58 S Davenport 2/45 J Calderbank 2/66 @ Weymouth Oval

Morphettville Pk II 106 D Monro 48* N Swincer 5/41 J James 4/11
 def by **Southern** 5/110 N Swincer 41 G Jones 29* V Forbes 2/17 @ Seaview High School

Grand Final

24 & 25 March 2018

Keswick II 9/218 C Jeffery 54 S Verco 38 M Lewis 33* WD Matthews 26 N Swincer 3/39 J James 3/52
 def Southern 182 J Hester 81 G Jones 38 S Ats 3/25 @ Blackwood High School

ADELAIDE AND SUBURBAN CRICKET ASSOCIATION – SECTION 4 – 2017/18

Rank	Team	P	W2	W1	D	L1	L2	Wkts Lost	Runs For	Wkts Taken	Runs Agnst	Points	Quotient
1	Western Youth Centre II	14	2	10	1	1	0	95	2704	144	2141	86	1.9144
2	Fitzroy	14	0	9	1	4	0	95	1964	128	1923	61	1.3761
3	Kenilworth	14	0	7	1	6	0	106	2183	115	2143	51	1.1052
4	Sheidow Park II	14	1	5	1	7	0	121	1984	112	2073	51	0.8859
5	Plympton Footballers II	14	0	6	1	7	0	105	1972	115	1990	46	1.0853
6	Coromandel II	14	0	5	1	8	0	119	1831	105	1812	40	0.8916
7	Warradale II	14	0	5	1	6	2	129	1841	102	1939	39	0.7507
8	South Road II	14	0	2	1	10	1	138	2054	87	2512	25	0.5155

Semi Finals

17 & 18 March 2018

def by	Western Youth II	172	V Kumar 53	G Brine 41	G Sherlock 29	PM Clements 4/52	R Weeks 3/27
	Sheidow Park II	7/176	KJ Durrheim 37	D Magin 30*	N Browne 28	T Mitchell 27	SR Foster-Borg 2/25
							@ Western Youth Centre
	Fitzroy	153	DM Palmer 58	A Mehta 3/19	TR Shearer 3/42	J Pagsanjan 2/27	T Horsnell 2/37
def	Kenilworth	100	A Walker 36	M Roberts 3/19	DM Palmer 2/6	A Pigliacelli 2/18	A Burgess 2/32
							@ Sam Johnson Sportsground

Grand Final

24 & 25 March 2018

def	Fitzroy	6/109	JD Beveridge 45*	PJ Skeer 26	D Magin 2/26		
	Sheidow Park II	108	DM Palmer 2/11	M Roberts 2/14	A Pigliacelli 2/21	JD Beveridge 2/21	
							@ Sam Johnson Sportsground

ADELAIDE AND SUBURBAN CRICKET ASSOCIATION – SECTION 5 – 2017/18

Rank	Team	P	Bye	W2	W1	D	L1	L2	Wkts Lost	Runs For	Wkts Taken	Runs Agnst	Points	Quotient
1	Morphett Vale	13	1	1	10	1	1	0	91	1707	130	1398	81	1.7443
2	St George	13	1	1	9	1	2	0	57	1562	121	1263	76	2.6254
3	Belair II	13	1	1	5	1	6	0	95	1869	110	1644	55	1.3164
4	Mitchell Park II	14	0	0	7	2	5	0	98	2086	113	1937	53	1.2418
5	Port Noarlunga II	13	1	0	4	2	7	0	100	1841	95	1945	43	0.8992
6	Morphettville Park III	13	1	0	3	1	8	1	121	1736	81	1849	35	0.6285
7	North Haven III	13	1	0	3	1	8	1	118	1411	78	1901	35	0.4906
8	Happy Valley III	8	0	0	1	1	5	1	85	765	37	1040	14	0.3202

Semi Finals

17 & 18 March 2018

def	St George	5/145	M Haydon 47*	J Walker 41			
	Belair II	137	J Wright 45	J Sutton-Smith 30	K Winning 3/3	J Walker 2/12	M Broomhead 2/53
							@ Urrbrae High School
	Morphett Vale	8/288	Z Robertson 99	MJ Bartlett 80	D Morrison 31	R Quintel 4/66	M Abbott 2/45
def	Mitchell Park II	125	M Rankin 28	R Lindsay 3/4	Z Robertson 3/32		@ Morphett Vale Sports Club

Grand Final

24 & 25 March 2018

def	Morphett Vale	7/156	R Sunder-Das 73	D Morrison 27	M Broomhead 3/26	J Walker 2/18	K Winning 2/22
	St George	101	J Walker 26	M Lawrence 3/25	D Morrison 3/29	Z Robertson 2/4	R Lindsay 2/23
							@ Hackham Sports Club

ADELAIDE AND SUBURBAN CRICKET ASSOCIATION – SECTION 6 – 2017/18

Rank	Team	P	W2	W1	D	L1	L2	Wkts Lost	Runs For	Wkts Taken	Runs Agnst	Points	Quotient
1	Keswick III	14	1	9	1	3	0	77	2041	111	2114	71	1.3918
2	Cove II	14	1	8	1	4	0	86	1990	117	1673	66	1.6182
3	Plympton Footballers III	14	1	7	1	5	0	105	2401	109	1687	61	1.4775
4	Coromandel Ramblers III	14	1	6	1	6	0	92	2209	124	2067	56	1.4404
5	Western Youth Centre III	14	1	6	1	6	0	97	2262	101	2336	55	1.0083
6	Warradale III	14	0	6	1	7	0	105	2257	95	2139	46	0.9547
7	Mitchell Park III	14	0	5	1	8	0	97	1895	106	2268	41	0.9131
8	South Road III	14	0	0	1	8	5	157	1248	53	2019	11	0.2087

Semi Finals

17 & 18 March 2018

def by	Keswick III	185	D Ridings 46	K Mohammed 32	E Nachazel 3/26	C Buersch 3/35	T Donnelly 3/41
	Coro Ramblers III	9/198	G Handke 61	D Keese 30	NP Matthews 4/75		@ Seaview Downs Primary
	Cove II	119	L Norman 4/26	A Foote 3/12	AG Brigmanis 2/35		
def by	Plympton Foot. III	9/123	N Tredwell 31	P Greener 3/19	E Hammond 2/13		@ Cove Sports Club

Grand Final

24 & 25 March 2018

def	Plympton Foot. III	1/73	J Fiebig 33*				
	Coro Ramblers III	66	L Norman 6/22				@ Marion Primary School

ADELAIDE AND SUBURBAN CRICKET ASSOCIATION – SECTION 7 – 2017/18

Rank	Team	P	Bye	W2	W1	D	L1	L2	Wkts Lost	Runs For	Wkts Taken	Runs Agnst	Points	Quotient
1	North Haven IV	12	2	0	9	1	2	0	74	1868	92	1656	71	1.4024
2	Kenilworth II	12	2	0	7	1	4	0	93	2097	90	2019	61	1.0051
3	Sheidow Park III	13	1	0	7	1	5	0	114	2045	113	2082	56	0.9736
4	St George II	12	2	0	6	1	5	0	91	1682	80	1789	56	0.8265
5	South Park	12	2	0	5	0	7	0	91	2193	102	2440	49	1.0074
6	Glenelg ANA II	13	1	0	6	1	6	0	68	1576	87	1311	48	1.5380
7	ICC Sharks III	13	1	0	5	1	7	0	98	2250	101	2365	46	0.9805
8	Plympton Footballers IV	13	1	0	5	1	7	0	107	2353	83	2240	46	0.8148
9	Cove III	12	2	0	2	1	9	0	90	1861	78	2023	36	0.7973

Semi Finals

17 & 18 March 2018

	Kenilworth II	83	MI Wazeer 52	A Harris 4/13	T Harris 3/27	N Cerche 2/21	
		& 5/144	MI Wazeer 57	SO Jamion 31	F Ahmed 31	C Matz 2/9	C Nesbitt 2/25
def	Sheidow Park III	74	CT Cooper 4/20	MI Wazeer 4/26			@ Kenilworth Oval 2
	North Haven IV	102	SA Hollitt 27				
def	St George II	57	T Martin 5/6	J Martin 3/13	S Woolman 2/1		@ Largs North Reserve

Grand Final

24 & 25 March 2018

	North Haven IV	240	SA Hollitt 124	D Burrigide 43	MI Wazeer 5/53	U Mashoor 2/46	CT Cooper 2/71
def	Kenilworth II	9/87	T Martin 2/11	J Watts 2/33			@ Largs North Reserve

ADELAIDE AND SUBURBAN CRICKET ASSOCIATION – SECTION 8 – 2017/18

Rank	Team	P	Bye	W2	W1	D	L1	L2	Wkts Lost	Runs For	Wkts Taken	Runs Agnst	Points	Quotient
1	Coromandel III	13	1	2	8	2	1	0	54	1620	106	1471	83	2.1618
2	Morphettville Park IV	13	1	1	9	2	1	0	54	2048	96	1362	78	2.6732
3	Southern II	14	0	0	11	0	3	0	87	1610	104	1526	69	1.2612
4	Fitzroy II	13	1	1	4	1	7	0	92	1709	54	1511	51	0.6639
5	Morphett Vale II	13	1	0	6	1	5	1	101	1721	109	1854	50	1.0018
6	Coromandel Ramblers IV	14	0	0	6	1	7	0	80	1765	92	1759	45	1.1539
7	Port Noarlunga III	13	1	1	3	1	7	1	106	1506	81	1619	45	0.7108
8	North Haven V	14	0	0	5	1	6	2	117	1738	77	2070	39	0.5526
9	Happy Valley IV	13	1	0	1	1	10	1	82	997	47	1527	20	0.3742
10	Warradale IV	8	0	0	1	0	7	0	14	508	21	523	8	1.4570

Semi Finals

17 & 18 March 2018

	Coromandel III	9/163	C Wright 50	SA Myers 42	D Blowes 3/33	M Joughin 2/42	MG Olesnick 2/47
def by	Fitzroy II	6/168	D Blowes 56*	PJ Skeer 25	C Leschke 2/42		@ Blackwood Hill Oval
	Morphettville Pk IV	131	AS Elbourn 58	L Charles 6/31	A Hutchesson 3/20		
def by	Southern II	7/132	J Gurd 41	J Benson 27	G George 3/26	M Barnett 2/24	@ Mitchell Park Reserve

Grand Final

24 & 25 March 2018

	Southern II	175	C McEwen 51*	J Gurd 33	MG Olesnick 3/23	M Joughin 3/26	A Kaselouris 2/29
def	Fitzroy II	49	S Thiele 3/2	A Hutchesson 3/14	C McEwen 3/16		@ Serpentine Reserve

ADELAIDE AND SUBURBAN CRICKET ASSOCIATION – SECTION 9 – 2017/18

Rank	Team	P	W2	W1	D	L1	L2	Wkts Lost	Runs For	Wkts Taken	Runs Agnst	Points	Quotient
1	Port Noarlunga IV	14	1	10	1	1	1	79	2401	111	2082	75	1.6203
2	Kenilworth III	14	2	7	1	4	0	97	2362	139	2019	70	1.6764
3	Sheidow Park IV	14	2	6	1	5	0	101	2269	122	1821	61	1.5051
4	Plympton Footballers V	14	2	5	1	5	1	110	2814	124	2105	59	1.5070
5	Mitchell Park IV	14	0	5	1	7	1	110	1670	83	1995	40	0.6316
6	South Road IV	14	0	1	2	7	4	138	778	56	2272	21	0.1390
7	Keswick IV	3	0	0	0	3	0	0	0	0	0	0	0.0000
8	Western Youth Centre IV	3	0	0	1	2	0	0	0	0	0	0	0.0000

Semi Finals

17 & 18 March 2018

	Kenilworth III	112	A Stanikzai 33*	W Bridgeman 5/11	A Richards 2/35	PK Patel 2/39	
		& 3/154	A Ahadi 86*	A Rusk 2/38			
def	Sheidow Park IV	45	A Ahadi 6/7	R Agha 2/6			@ Kenilworth Oval 1
	Port Noarlunga IV	155	D Kennedy 34	S Woods 31	J Vanderhaak 3/27	B Kennewell 2/21	T Jenkin 2/23
def	Plympton Foot. V	116	D Kennedy 6/31	R Jackson 4/32			@ Port Noarlunga Sports Club

Grand Final

24 & 25 March 2018

	Port Noarlunga IV	8/147	S Woods 48	C Smith 26	A Stanikzai 4/36	A Ahadi 2/10	
def	Kenilworth III	0/156	A Ahadi 94*	I Ahmad 42*	ON DISQUALIFICATION/FORFEIT		
							@ Port Noarlunga Sports Club

ADELAIDE AND SUBURBAN CRICKET ASSOCIATION –T20 KNOCK-OUT – 2017/18

Round 1 28-Nov-17	Morphett Vale	3-149 (20ov)	B Tonkin 4ov 0/26, M Burrows 3ov 1/13, L Ferguson 4ov 1/26, S Monaghan 3ov 0/31, A Marshall 2ov 0/24, J Cornelissen 4ov 1/19.	LOST
@ Morphett Vale	Warradale	10-99 (18ov)	A Balym 10, H Ferguson 7, L Ferguson 1, P Temby 12, S Monaghan 1, A Pansini 17, M Burrows 11, A Marshall 9, J Cornelissen 11*, D Claridge 0, B Tonkin 12	

2017/18 A GRADE MATCH RESULTS (DIVISION 2)

	Warradale	Opposition Team	Opposition Score	Ground	Warradale Result
Round 1	7-119	ICC SHARKS	* 10-116	Mawson/Mary	WON 1st Innings
Round 2	* 10-134	MORPHETTVILLE P	1-137	Mawson/Mary	LOST 1st Innings
Round 3	* 10-137 & 1-36	COROMANDEL	10-212	AWAY Ground	LOST 1st Innings
Round 4	9A-184	BELAIR	* 6-314	Mawson/Mary	LOST 1st Innings
Round 5	* 10-120	HAPPY VALLEY	9A-109	AWAY Ground	WON 1st Innings
Round 6	10-86	GLENELG ANA	* 3-130	AWAY Ground	LOST 1st Innings
Round 7	* 8-320	MITCHELL PARK	6-227	Mawson/Mary	WON 1st Innings
Round 8		HAPPY VALLEY		Mawson/Mary	DRAW
Round 9	* 8-171	BELAIR	9A-165	AWAY Ground	WON 1st Innings
Round 10	* 10-93	COROMANDEL	4-94	Mawson/Mary	LOST 1st Innings
Round 11	10-120	MORPHETTVILLE P	* 6-194	AWAY Ground	LOST 1st Innings
Round 12	10-111	ICC SHARKS	* 6-239	AWAY Ground	LOST 1st Innings
Round 13	10-116 & 5-154	GLENELG ANA	* 10-172 & 1d-97	Mawson/Mary	WON Outright -Lost 1stI
Round 14	4-129	MITCHELL PARK	* 9-126	AWAY Ground	WON 1st Innings
Totals	122 for 2030 off 525 overs Runs/Wkt:16.64 Runs/Ovr:3.87		90 for 2332 off 615 overs Runs/Wkt:25.91 Runs/Ovr:3.79		Won 6 Lost 7 Drw/Tie 1

2017/18 B GRADE MATCH RESULTS (DIVISION 4)

	Warradale	Opposition Team	Opposition Score	Ground	Warradale Result
Round 1	10-118	WESTERN YOUTH C	* 8-208	AWAY Ground	LOST 1st Innings
Round 2	* 10-67	PLYMPTON FOOTBA	4-68	AWAY Ground	LOST 1st Innings
Round 3	7-114	COROMANDEL	* 10-112	Mawson/Mary	WON 1st Innings
Round 4	* 9A-129 & 4-85	KENILWORTH	10-185	AWAY Ground	LOST 1st Innings
Round 5	* 10-162	FITZROY	5-242	Mawson/Mary	LOST 1st Innings
Round 6	* 3-153	SHEIDOW PARK	10-106	Mawson/Mary	WON 1st Innings
Round 7	3-152	SOUTH ROAD	* 10-146	AWAY Ground	WON 1st Innings
Round 8		FITZROY		AWAY Ground	DRAW
Round 9	8-110	KENILWORTH	* 9A-109	Mawson/Mary	WON 1st Innings
Round 10	* 10-42	COROMANDEL	1-43	AWAY Ground	LOST 1st Innings
Round 11	10-111	PLYMPTON FOOTBA	* 10-142	Mawson/Mary	LOST 1st Innings
Round 12	* 10-142 & 10-70	WESTERN YOUTH C	8d-206 & 0-8	Mawson/Mary	LOST Outright
Round 13	10-59 & 10-100	SHEIDOW PARK	* 7d-210	AWAY Ground	LOST Outright
Round 14	* 5-223	SOUTH ROAD	10-154	Mawson/Mary	WON 1st Innings
Totals	129 for 1837 off 613 overs Runs/Wkt:14.24 Runs/Ovr:3.00		102 for 1939 off 435 overs Runs/Wkt:19.01 Runs/Ovr:4.46		Won 5 Lost 8 Drw/Tie 1

2017/18 C GRADE MATCH RESULTS (DIVISION 6)

	Warradale	Opposition Team	Opposition Score	Ground	Warradale Result
Round 1	* 6-141	MITCHELL PARK	10-126	AWAY Ground	WON 1st Innings
Round 2	3-83	SOUTH ROAD	* 8-77	AWAY Ground	WON 1st Innings
Round 3	* 6-329	WESTERN YOUTH C	10-162	Brighton	WON 1st Innings
Round 4	10-141 & 4-221	COROMANDEL RAMB	* 9-280	AWAY Ground	LOST 1st Innings
Round 5	* 10-92	COVE	1-105	Brighton	LOST 1st Innings
Round 6	* 9-164	KESWICK	3-169	Brighton	LOST 1st Innings
Round 7	10-197	PLYMPTON FOOTBA	* 9-253	AWAY Ground	LOST 1st Innings
Round 8		COVE		AWAY Ground	DRAW
Round 9	* 9-134	COROMANDEL RAMB	8-133	Brighton	WON 1st Innings
Round 10	* 6-231	WESTERN YOUTH C	6-232	AWAY Ground	LOST 1st Innings
Round 11	3-79	SOUTH ROAD	* 9A-77	Brighton	WON 1st Innings
Round 12	* 10-113	MITCHELL PARK	5-118	Brighton	LOST 1st Innings
Round 13	* 10-183	KESWICK	8-256	AWAY Ground	LOST 1st Innings
Round 14	8-146	PLYMPTON FOOTBA	* 8-145	Brighton	WON 1st Innings
Totals	104 for 2254 off 546 overs Runs/Wkt:21.67 Runs/Ovr:4.13		94 for 2133 off 539 overs Runs/Wkt:22.69 Runs/Ovr:3.96		Won 6 Lost 7 Drw/Tie 1

2017/18 D GRADE MATCH RESULTS (DIVISION 8)

	Warradale	Opposition Team	Opposition Score	Ground	Warradale Result
Round 1	* 6-172	COROMANDEL	3-173	Brighton	LOST 1st Innings
Round 2	* 3-203	MORPHETT VALE	6-204	Brighton	LOST 1st Innings
Round 3		NORTH HAVEN		AWAY Ground	LOST by Forfeit
Round 4	5d-133	PORT NOARLUNGA	* 10-55 & 2-91	Brighton	WON 1st Innings
Round 5		COROMANDEL RAMB		AWAY Ground	LOST by Forfeit
Round 6		MORPHETTVILLE P		AWAY Ground	LOST by Forfeit
Round 7		FITZROY		Brighton	LOST by Forfeit
Round 8		SOUTHERN		Brighton	LOST by Forfeit
Totals	14 for 508 off 121 overs Runs/Wkt:36.29 Runs/Ovr:4.20		21 for 523 off 124 overs Runs/Wkt:24.90 Runs/Ovr:4.23		Won 1 Lost 7 Drw/Tie 0

* is side batting first

PRESIDENT'S REPORT - 2017/18

Annnnd Cut!!! That's a wrap folks.

Firstly, I would like to say a big thank you to all the players, supporters, wives and girlfriends that played a part this season and what has no doubt been one of the most challenging seasons in my 5 years as club president.

A big shout out to the committee members who have again gone beyond the call of duty and generously given their time in organising events and general administrative assistance this year – I won't name everyone, but I would like to give special mentions to

- David Palmer for stepping up when needed to fill the role as B Grade Captain
- Karen Pansini (and her little helpers, Inc Angelo) for taking care of BBQ duties, raffle tickets and general help – greatly appreciated
- Phil Monahan and all the Captains – Selection nights have been far from easy this season
- All the players – it's been a tough year and for those that have played in teams/grades where generally not normal, you have answered the call with great dignity when the club needed you to step up – thanks a bunch

Whilst on the surface, it would be quite easy to say WCC had a disappointing year on field – I disagree

Overall, from last season, there has been around 23 players that for one reason or another have been unavailable to play regular games over the 2017-18 season – Most of whom were players that played in either our A or B Grade teams. Any way you look at this, it's a massive hole to fill, especially when considering 3 of our 4 teams were moving up a grade this year - I think overall, we stuck to our guns and remained competitive for most of the year – Some people rose to the challenge magnificently in doing so and this is where we have grown this past year.

Massive congrats to our new A Grade Captain this year in Scotty Monaghan and all those that chipped in and played a part in the A Grade this year – A revolving squad, up into Sec 2 and to finish the season on equal points 4th was a wonderful effort – very nearly snuck into the finals.

Off field, we have had another solid year – Sponsorship Officer, Ange Pansini has done a great job yet again, this year in developing new associations with the club and businesses across Adelaide in securing new sponsors. This with the added support from our already long-term partners has been fantastic.

Thanks to the crew at The Marion RSL – I think this has been a great move over the last few years and only seems to be getting better – however the number of people getting to the club after games for presentation overall has been sliding and I dare say, poor overall – Few new ideas getting floated for next season to improve this area and looking forward to getting the social scene of WCC back to where it once was. That said, the 50Club Barefoot Bowls Day and Quiz Night were well received and a financial success for the club – great work by Jay Conroy and Vicki Deniet in getting these happening.

In closing, I would like to thank everyone that has participated in what has been an enjoyable year and in particular wonderful 5 years as club president. It's been an honour and privilege to be sitting in this role and I hope I have left the club in a stronger, better position than when I started



Special mentions over my time at the helm to Jay, Phil, Dom, Tonks, Tracy, Vicki, Angelo, Brett B, Shoe, Smithy, Bung, Win, Sarge 'n' Tina, Craigie & Tracy, all the skippers and of course all the players.

Last but definitely no least, big thanks to my gorgeous wife and family for putting up with all my crap over this time – couldn't have done it without her, she loves the club as much as I do which made it easy in the end 😊

So in the famous words of Jeff Fenech – “I luvs yous all”

Cheers and long live Wazz

Anthony Green
WCC President

A GRADE CAPTAIN'S REPORT

Well, what a year in the A grade this year, 2017/2018 saw us get promoted to Division 2, following our 2016/2017 Premiership season. With the early exit of our Premiership captain Josh Deniet to pursue district cricket, I thought it would be a great opportunity to step up and take on the responsibility of captaining our A grade.

Like most years, players come and go, and in the A's this year we had 5 players from our premiership team not playing in the 2017/2018 season due to injuries and other commitments. So from the get go I was searching for players to step up and fill the shoes of a few key players that we had lost. It took until the back half of the season to get somewhat of a settled team. An outstanding job to all those who stepped up and gave their all, and wanted to make a difference.

The season for us was very up and down. When we were playing good cricket, I thought we could beat anyone in our division that we came up against, but unfortunately we didn't play enough of that good cricket. Anton summed up our season - which has stuck in my head and I totally agree with him - in that the games we lost, we lost them ourselves and we weren't beaten by the better team.

We ended up winning 6 of our 13 games played, with one game being a draw due to the heat rule, which landed us on 46 points and finishing 5th, just missing out on playing finals by percentage.

Overall while it is disappointing not to play finals cricket this year, I still feel we have the right mix of players to take this club back to playing finals cricket. It was an absolute honour to captain such a great bunch of lads - all of you guys made my job easier.

Some outstanding performances

Haimish "Duck" Ferguson with another pile of runs to add to his name, takes home the batting trophy with 324 runs @ 21.6 (Can hit a ball) - more big things to come from you mate.

Braedon "Chip" Tonkin stepped up big time this year in his first full A grade season with 20 wickets @ 18.2 (and he missed 3 games), takes home our bowling trophy. Chip also picked up his first 5 wicket haul for the club. Well done mate, BIG things to come from you now.

Captain's Trophy Award

In the end this award was a fairly easy one for me to hand out. I asked this guy to come out of his early retirement and help me in my first year as captain. He was always there to help and teach me, and to try and lead me in the right direction, and I can't thank him enough for that, and that's why the captain's trophy goes to Anton Balym. Cheers mate.



- Special thanks to the committee for giving me a shot at the captaincy this year.
- Thanks to Phil Monahan for his hard work at the selection table - it was a hard year with numbers.
- Thanks to everyone that has come out and supported us and helped out on game day - much appreciated.
- Thanks also to my beautiful wife Emma for allowing me to take on the extra role this year.

REMEMBER WHAT ARE SATURDAYS FOR LADS?.....
SATURDAYS ARE FOR THE BOYS

Scott Monaghan
A Grade Captain

2017/18 BATTING STATISTICS IN A GRADE

Player Name	Ga	Batting Inn	NO	Runs	Ave	Innings Hi	Scores 100 50 30 0	Pshps 100 50	% Tm	% Cr	Score 6's 4's 1's	Strokes 1's	Fld Ct	W'Keeping Ct St Bye Gam
FERGUSON Haimish	14	15	-	324	21.6	95	- 1 1 2	1 1	16	56	6 38	63	7	- - 1 1
BALYM Anton	14	12	1	281	25.5	76	- 3 1 2	2 1	14	42	3 29	88	-	8 9 35 12
FERGUSON Lachlan	14	15	3	275	22.9	65*	- 1 2 1	- 2	14	64	4 34	53	4	- - - -
MAHONEY David	13	14	1	269	20.7	68	- 1 2 1	2 2	14	38	- 26	85	3	- - 4 1
TEMBY Paul	14	14	-	236	16.9	62	- 1 2 4	1	12	61	10 23	43	4	- - - -
MONAGHAN Scott	14	14	3	127	11.5	21	- - - 1	-	6	30	- 13	51	1	- - - -
BROOKER Christian	3	3	-	114	38.0	53	- 2 - -	- 1	34	62	- 18	17	-	- - - -
BURROWS Mark	12	11	3	73	9.1	15	- - - 1	-	4	60	3 6	15	5	- - - -
PALMER Dave	6	6	1	70	14.0	38	- - 1 1	- 1	7	41	- 8	15	-	- - - -
WILLIAMS Rowan	12	9	2	46	6.6	18*	- - - 4	-	2	49	1 5	5	5	- - - -
SPANTON Troy	5	4	-	29	7.3	15	- - - 1	-	5	22	- 1	13	2	- - - -
MARSHALL Ashley	3	2	1	24	24.0	13*	- - - -	-	5	44	- 3	7	1	- - - -
TONKIN Braedon	11	5	2	16	5.3	12*	- - - 2	-	1	89	1 1	-	5	- - - -
CORNELISSEN Jack	6	4	1	16	5.3	8*	- - - 1	-	2	84	1 1	4	2	- - - -
MASON Steve	5	4	1	6	2.0	4	- - - 2	-	1	20	- -	4	-	- - - -
BRUSNAHAN Dale	1	1	-	4	4.0	4	- - - -	-	3	67	- -	4	1	- - - -
BODEN Nick	2	2	-	4	2.0	4	- - - 1	-	1	27	- -	4	-	- - - -
BELSAK Andrew	1	1	-	3	3.0	3	- - - -	-	3	25	- -	1	-	- - - -
SCHULTZ Kristian	2	2	-	3	1.5	2	- - - -	-	1	20	- -	1	-	- - - -
MARTIN Anthony	1	1	1	0	-	0*	- - - -	-	0	-	- -	-	-	- - - -
DENIET Josh	1	-	-	0	-	-	- - - -	-	0	-	- -	-	-	- - - -
ARMAN Ben	1	-	-	0	-	-	- - - -	-	0	-	- -	-	-	- - - -
MATTHEWS Jacob	1	-	-	0	-	-	- - - -	-	0	-	- -	-	-	- - - -
GREEN Anthony	2	-	-	0	-	-	- - - -	-	0	-	- -	-	-	- - - -
LIPSETT Wes	1	-	-	0	-	-	- - - -	-	0	-	- -	-	1	- - - -
GULATI Sandeep	1	-	-	0	-	-	- - - -	-	0	-	- -	-	-	- - - -
BROWN Jason	1	1	-	0	0.0	0	- - - 1	-	0	-	- -	-	-	- - - -
PANSINI Angelo	2	2	-	0	0.0	0	- - - 2	-	0	-	- -	-	-	- - - -

2017/18 BOWLING STATISTICS IN A GRADE

Player Name	Ga	Bowling Inn	Overs	Mdn	Runs	Wkt	Ave	Innings Best	Fig 5w 3w	% Tm	How Ct Bo Lb St	Out	Wkt/ InnB	Ball/ Wkt	Run/ Over
TONKIN Braedon	11	11	93.1	12	363	20	18.2	5/81	1 2	28	12 6 2 -	-	1.8	28.0	3.9
WILLIAMS Rowan	12	12	139	35	362	18	20.1	4/9	- 2	20	6 5 3 4	-	1.5	46.3	2.6
MONAGHAN Scott	14	13	69.5	6	290	15	19.3	5/22	1 1	17	12 1 1 1	1	1.2	27.9	4.2
BURROWS Mark	12	12	66.4	12	249	10	24.9	3/36	- 1	13	6 1 - 3	-	0.8	40.0	3.7
FERGUSON Lachlan	14	11	70	8	282	6	47.0	2/20	- -	7	5 1 - -	-	0.5	70.0	4.0
MASON Steve	5	5	33	4	107	5	21.4	2/18	- -	14	3 2 - -	-	1.0	39.6	3.2
CORNELISSEN Jack	6	4	26	3	103	4	25.8	3/27	- 1	11	2 1 1 -	-	1.0	39.0	4.0
FERGUSON Haimish	14	5	37	4	172	3	57.3	1/18	- -	3	3 - - -	-	0.6	74.0	4.6
DENIET Josh	1	1	11	-	51	2	25.5	2/51	- -	33	2 - - -	-	2.0	33.0	4.6
TEMBY Paul	14	5	24.5	2	94	2	47.0	1/22	- -	2	1 1 - -	-	0.4	74.5	3.8
GULATI Sandeep	1	1	5	1	13	1	13.0	1/13	- -	17	1 - - -	-	1.0	30.0	2.6
BRUSNAHAN Dale	1	1	6	-	16	1	16.0	1/16	- -	11	- - 1 -	-	1.0	36.0	2.7
PANSINI Angelo	2	1	5	1	19	1	19.0	1/19	- -	7	- - - 1	-	1.0	30.0	3.8
MARTIN Anthony	1	1	4	-	31	1	31.0	1/31	- -	17	1 - - -	-	1.0	24.0	7.8
MARSHALL Ashley	3	1	3	2	3	-	-	-	-	-	- - - -	-	0.0	0.0	1.0
SCHULTZ Kristian	2	1	3	-	17	-	-	-	-	-	- - - -	-	0.0	0.0	5.7
ARMAN Ben	1	1	4	1	17	-	-	-	-	-	- - - -	-	0.0	0.0	4.3
BALYM Anton	14	1	4	-	22	-	-	-	-	-	- - - -	-	0.0	0.0	5.5
GREEN Anthony	2	1	7	2	23	-	-	-	-	-	- - - -	-	0.0	0.0	3.3
MATTHEWS Jacob	1	1	3	-	29	-	-	-	-	-	- - - -	-	0.0	0.0	9.7

2017/18 RUNS FROM EACH BATTING POSITION IN A GRADE

Player Name	Gam	Opener	No.3	No.4	No.5	No.6	No.7	No.8	No.9	No.10	No.11
FERGUSON Haimish	14	324@ 22	-@ -	-@ -	-@ -	-@ -	-@ -	-@ -	-@ -	-@ -	-@ -
BALYM Anton	14	281@ 26	-@ -	-@ -	-@ -	-@ -	-@ -	-@ -	-@ -	-@ -	-@ -
FERGUSON Lachlan	14	64@ 32	18@ 18	41@ 21	26@ 13	113@ 113	3@ 2	4@ 4	6@ 6	-@ -	-@ -
MAHONEY David	13	8@ -	244@ 24	17@ 6	-@ -	-@ -	-@ -	-@ -	-@ -	-@ -	-@ -
TEMBY Paul	14	-@ -	-@ -	101@ 25	74@ 25	46@ 9	15@ 8	-@ -	-@ -	-@ -	-@ -
MONAGHAN Scott	14	-@ -	5@ 5	-@ -	43@ 11	56@ 14	15@ 8	8@ -	-@ -	-@ -	-@ -
BROOKER Christian	3	-@ -	103@ 52	11@ 11	-@ -	-@ -	-@ -	-@ -	-@ -	-@ -	-@ -

2017/18 MOST MINUTES PER INNINGS IN A GRADE (MIN. 3 INNINGS)

Rank	Player Name	Gam	All Inn	Times Inn	Total Minutes	Minutes per Inning	Runs per Minute
1	BROOKER Christian	3	3	3	175	58.33	0.651
2	BALYM Anton	14	12	12	660	55.00	0.426
3	MAHONEY David	13	14	14	600	42.86	0.448
4	SPANTON Troy	5	4	4	167	41.75	0.174
5	MONAGHAN Scott	14	14	14	578	41.29	0.220
6	FERGUSON Haimish	14	15	15	493	32.87	0.657

2017/18 MOST PARTNERSHIP RUNS IN A GRADE

Rank	Player Name	Gam	Total Pship Runs	Pship Runs per Inn	Best Pship	Pships of 100 50 30	Player Runs	% of P'ship
1	MAHONEY David	13	701	50.1	115	2 2 4	269	38.4
2	BALYM Anton	14	665	55.4	178	2 1 4	281	42.3
3	FERGUSON Haimish	14	580	38.7	178	1 1 6	324	55.9
4	FERGUSON Lachlan	14	428	28.5	70	- 2 6	275	64.3
5	MONAGHAN Scott	14	421	30.1	45	- - 4	127	30.2
6	TEMBY Paul	14	387	27.6	104	1 - 4	236	61.0
7	BROOKER Christian	3	184	61.3	56	- 1 2	114	62.0
8	PALMER Dave	6	169	28.2	70	- 1 2	70	41.4

2017/18 BEST PARTNERSHIPS IN A GRADE

Rank	Wkt	Runs	Player Names	GrDv	Opposition	Rnd Year
1	1st	178	FERGUSON Haimish 95 & BALYM Anton 76	A 2	MITCHELL PARK	7 2017/18
2	2nd	115	BALYM Anton 75 & MAHONEY David 68	A 2	BELAIR	4 2017/18
3	3rd	104	MAHONEY David 40 & TEMBY Paul 62	A 2	GLENELG ANA	13 2017/18

A GRADE MATCH REPORTS

2017/18 Division 2 Premiership Table

Rank	Team	P	W2	W1	D	L1	L2	Wkts Lost	Runs For	Wkts Taken	Runs Agnst	Points	Quotient
1	Morphettville Park	14	0	12	1	1	0	83	2243	122	1774	76	1.8585
2	Coromandel	14	0	10	1	3	0	103	2022	115	1658	66	1.3616
3	ICC Sharks	14	0	9	1	4	0	103	2248	120	1761	61	1.4872
4	Belair	14	1	4	1	8	0	105	2240	129	2191	46	1.2560
5	Warradale	14	1	5	1	7	0	122	2041	89	2334	46	0.6379
6	Glenelg ANA	14	0	5	1	7	1	106	1878	94	2198	45	0.7577
7	Happy Valley	14	0	5	1	7	1	123	1797	122	1895	40	0.9406
8	Mitchell Park	14	0	0	1	13	0	123	1789	77	2447	16	0.4577

Summary of A Grade Results

Round 1	WON 1st Innings	ICC SHARKS WARRADALE	10-116 7-119	B Tonkin 2/8; S Monaghan 5/22; M Burrows C3; H Ferguson 27; C Brooker 53;
Round 2	LOST 1st Innings	WARRADALE MORPHETTville PK	10-134 1-137	C Brooker 50; S Monaghan 21;
Round 3	LOST 1st Innings	WARRADALE COROMANDEL WARRADALE	10-137 10-212 1-36	L Ferguson 38; D Mahoney 27; L Ferguson 2/51; J Cornelissen 3/27; M Burrows 2/28; H Ferguson 24;
Round 4	LOST 1st Innings	BELAIR WARRADALE	6-314 9A-184	R Williams 3/69; A Baly 75; D Mahoney 68; P Temby 29;
Round 5	WON 1st Innings	WARRADALE HAPPY VALLEY	10-120 9A-109	H Ferguson 27; L Ferguson 29; R Williams 2/23; L Ferguson 2/20; S Monaghan 3/17;
Round 6	LOST 1st Innings	GLENELG ANA WARRADALE	3-130 10-86	D Mahoney 24;
Round 7	WON 1st Innings	WARRADALE MITCHELL PARK	8-320 6-227	A Baly 76; H Ferguson 95; L Ferguson 65*; D Palmer 38; M Burrows 3/36;
Round 8	DRAW	WARRADALE HAPPY VALLEY		Match Abandoned Due To Heat Rule
Round 9	WON 1st Innings	WARRADALE BELAIR	8-171 9A-165	A Baly 52; H Ferguson 43; D Mahoney 35; R Williams 2/34; B Tonkin 3/22; S Monaghan 2/27;
Round 10	LOST 1st Innings	WARRADALE COROMANDEL	10-93 4-94	A Baly 30; R Williams 2/31;
Round 11	LOST 1st Innings	MORPHETTville PK WARRADALE	6-194 10-120	B Tonkin 3/38; H Ferguson C3; H Ferguson 29; P Temby 43;
Round 12	LOST 1st Innings	ICC SHARKS WARRADALE	6-239 10-111	J Deniet 2/51; S Mason 2/46; D Mahoney 21; P Temby 45;
Round 13	WON Outright - Lost 1st	GLENELG ANA WARRADALE GLENELG ANA WARRADALE	10-172 10-116 1d-97 5-154	B Tonkin 5/81; M Burrows 2/20; H Ferguson 29; L Ferguson 26; D Mahoney 40; P Temby 62; L Ferguson 26;
Round 14	WON 1st Innings	MITCHELL PARK WARRADALE	9-126 4-129	R Williams 4/9; B Tonkin 2/12; S Mason 2/18; P Temby 28; L Ferguson 47*;

Round 1: WARRADALE v ICC SHARKS at Mawson/Marymount (WON 1st Innings)

First game of the new season was a one-day game against ICC Sharks which was what I believed to be one of our best games of the year. We lost the toss and ICC decided to have a bat, and they scraped up a score of 116 - wickets were lead by Chip with 2/8 off 5 and the ever reliable Rowie, 1/30 of his 8.

(Editor: Also of note is that our captain decimated their middle & lower order, taking 5/22 off 8 overs.)

Over to our batting - I decided to open with Duck and Brooker, because Anton thought it would be a good idea to get out first ball. Strong batting performances by Christian Brooker 53 & Haimish with 27 lead us to our first win.

Season: 2017/18, Round 1	Date: 07OCT	Grade: A	Division: 2	Captain: MONAGHAN Scott
ICC SHARKS 10-116 (33.5 ov)				
Ord-Bowler-----	Runs off each over-----	Ovrs	Md	Runs Wkts---How out-----
1 WILLIAMS Rowan	5.7W.6.2.M.2.7.1	8	1	30 1 ct1;
2 FERGUSON Lachlan	4.8.4.7	4	0	23 0
3 TONKIN Braedon	5W.1.MW.2.M	5	2	8 2 ct2;
4 CORNELISSEN Jack	5W.9.1.1.M.1.10.1	8	1	28 1 ct1;
5 MONAGHAN Scott	2.3.4.1.2Ww.8.2W.0Ww	7.5	0	22 5 ct3;lb1;st1;
6 BURROWS Mark	4W	1	0	4 1 ct1;
Fielding (caught,stumped,runout,asstd.r/o)-----				
BALYM A: WK(c2,s1,byes 0),	BURROWS M: c3,	CORNELI'EN J: c1,	TONKIN B: c2,	
Fielding Votes: 1st-	TONKIN Braedon	2nd-	BURROWS Mark	3rd-
WARRADALE 7-119 (25.3 ov)				
Ord-Min--Batsman-----	Scoring Strokes-----	How Out---	Runs---	FoW & N.O.Batsman-----
1 2 BALYM Anton		Bowled	0	1- 0 FERGUSON H 0
2 15 FERGUSON Haimish	61461144	Bowled	27	2- 31 BROOKER C 3
3 82 BROOKER Christian	341141424444424214	Caught	53	5-102 MONAGHAN S 4
4 42 MAHONEY David	1121121114	Stumped	15	3- 87 BROOKER C 42
5 1 TEMBY Paul		Stumped	0	4- 87 BROOKER C 42
6 40 MONAGHAN Scott	11211	Not Out	6	
7 3 FERGUSON Lachlan	1	Caught	1	6-103 MONAGHAN S 4
8 3 BURROWS Mark	6	LBW	6	7-109 MONAGHAN S 4
9 7 CORNELISSEN Jack	116	Not Out	8	
WILLIAMS Rowan		dnb		
TONKIN Braedon		dnb		
Extras			3	

Round 2: WARRADALE v MORPHETTVILLE PARK at Mawson/Marymount (LOST 1st Innings)

Second game was another one-day game against Morphettville Park, which were one of the strongest sides in the division. I won the toss and elected to bat. Another great effort from Christian Brooker, his second 50 in as many games – it was a shame we couldn't have Brooker for longer, as he was in great form. Another start for opening pair Haimish 18 & Anton 17, and we had a total of 134.

With the ball we struggled to take wickets, with Braedon taking the only wicket in their innings - 1/22 of 5 overs - and our total was chased down in 27 overs.

Season: 2017/18, Round 2		Date: 14OCT	Grade: A	Division: 2	Captain: MONAGHAN Scott			
WARRADALE 10-134 (39.5 ov)								
Ord	Min	Batsman	Scoring Strokes	How Out	Runs	Fow &	N.O.	Batsman
1	47	BALYM Anton	142114112	Caught	17	2- 38		BROOKER C 1
2	37	FERGUSON Haimish	414144	Bowled	18	1- 33		BALYM A 13
3	77	BROOKER Christian	121442111214214441114211	Bowled	50	5- 97		MONAGHAN S 8
4	2	MAHONEY David		Caught	0	3- 41		BROOKER C 4
5	15	SCHULTZ Kristian	1	Caught	1	4- 52		BROOKER C 14
6	83	MONAGHAN Scott	44411111121	Run Out	21	8-134		BURROWS M 12
7	4	TEMBY Paul	41	Bowled	5	6-102		MONAGHAN S 8
8	1	FERGUSON Lachlan	4	Caught	4	7-106		MONAGHAN S 8
9	30	BURROWS Mark	2121411	Not Out	12			
10	1	CORNELISSEN Jack		Run Out	0	9-134		BURROWS M 12
11	1	TONKIN Braedon		Bowled	0	10-134		BURROWS M 12
		Extras			6			
MORPHETTVILLE PARK 1-137 (26.5 ov)								
Ord	Bowler	Runs off each over	Ovrs	Md	Runs	Wkts	How out	
1	TONKIN Braedon	6.3W.3.6.4	5	0	22	1	lb1;	
2	FERGUSON Lachlan	10.1.6.4	4	0	21	0		
3	BURROWS Mark	2.2.1.4	4	0	9	0		
4	SCHULTZ Kristian	8.1.8	3	0	17	0		
5	MONAGHAN Scott	8.6.3.8	4	0	25	0		
6	CORNELISSEN Jack	1.4.3.10.7	5	0	25	0		
7	TEMBY Paul	2.9	1.5	0	11	0		
Fielding (caught,stumped,runout,asstd.r/o)								
BALYM A: WK(c0,s0,byes 4),								
Fielding Votes: 1st- MAHONEY David 2nd- BROOKER Christian 3rd-								

Round 3: WARRADALE v COROMANDEL at AWAY Ground (LOST 1st Innings)

Round three started off the first two-day match against Coromandel Valley and I won the toss and elected to bat. This ground was very slow and thick, and the ball plugged when it landed 90% of the time. Both Lachie 38 (was still drunk when batting) and Dave 27 got off to a great start and both would have easily made over 50 on a different ground. Braedon chipped in with a boy six into the tennis courts to end our innings – we were bowled out for 10/137.

We had to bowl a few overs to finish the first day and managed to get Coromandel 1/8 at the end of the day. We bowled really well the second week, we were up and about for 30 overs, and had Coromandel 8/111 - thinking we could come away with the win, but we let our opportunity slip and bowled them out for 212 as their captain decided to bat on (what a great bloke) - Lachie Ferg 2/37 from his 12 overs. As the Coro captain wanted to bat on there was a total 8 overs left in the day, and I thought, why not have another bat - Haimish opened up and smashed a quick 24.

Season: 2017/18, Round 3		Date: 21OCT/28OCT	Grade: A	Division: 2	Captain: MONAGHAN Scott		
WARRADALE 10-137 (52.3 ov)							
Ord	Min	Batsman	Scoring Strokes	How Out	Runs	Fow & N.O. Batsman	
1	8	FERGUSON Haimish	2	Caught	2	1- 5 FERGUSON L 3	
2	88	FERGUSON Lachlan	21211414111142131142	Caught	38	3- 72 SCHULTZ K 0	
3	73	MAHONEY David	11112311122311132	Caught	27	2- 70 FERGUSON L 36	
4	13	SCHULTZ Kristian	2	Bowled	2	4- 74 MONAGHAN S 0	
5	66	MONAGHAN Scott	1124141211	Run Out	18	6-109 PALMER D 12	
6	13	TEMBY Paul	1	Bowled	1	5- 78 MONAGHAN S 2	
7	61	PALMER Dave	21111321	LBW	12	7-120 BURROWS M 9	
8	35	BURROWS Mark	162	Caught	9	8-124 CORNELI'EN J 4	
9	20	CORNELISSEN Jack	121	Bowled	4	9-124 WILLIAMS R 0	
10	16	WILLIAMS Rowan		Bowled	0	10-137 TONKIN B 12	
11	14	TONKIN Braedon	2226	Not Out	12		
		BALYM Anton		dnb			
		MATTHEWS Jacob		dnb			
		Extras			12		
COROMANDEL 10-212 (55.4 ov)							
Ord	Bowler	Runs off each over	Ovrs	Md	Runs	Wkts	How out
1	WILLIAMS Rowan	2.1.M.M.1.2.M.MW.M.1.1.1.M.2.1.M.1	17	7	13	1	bol1;
2	TONKIN Braedon	5.MW.M.1.2.1.2.16.10	9	2	37	1	ct1;
3	FERGUSON Lachlan	6.1.M.1.1W.2.4.M.7W.2.11.16	12	2	51	2	ct2;
4	CORNELISSEN Jack	7.MW.7.7W.5.1W.M	7	2	27	3	ct1;bol1;lb1;
5	MONAGHAN Scott	5.5.6.5.3W	5	0	24	1	ct1;
6	BURROWS Mark	22W.3.3W	2.4	0	28	2	bol1;st1;
7	MATTHEWS Jacob	18.2.9	3	0	29	0	
Fielding (caught, stumped, runout, asstd.r/o)							
BALYM A: WK(c1,s1,byes 1), WILLIAMS R: c1,							
Fielding Votes: 1st- CORNELISSEN Jack 2nd- PALMER Dave 3rd-							
WARRADALE 1-36 (7 ov)							
Ord	Min	Batsman	Scoring Strokes	How Out	Runs	Fow & N.O. Batsman	
1	29	FERGUSON Haimish	144416121	Caught	24	1- 31 MAHONEY D 6	
2	31	MAHONEY David	1111112	Not Out	8		
3	2	FERGUSON Lachlan	21	Not Out	3		
		Extras			1		

Round 4: WARRADALE v BELAIR at Mawson/Marymount (LOST 1st Innings)

Round 4 put all teams in a very difficult situation - one that I hope the club never does again - and have to play 10 players in a Div 2 game, was even worse for us as we ended up playing with 9. Very special mention goes to Chelsea for sub fielding for half the day.

Toss was won by Belair and they knocked up 6/314 - Rowan Williams 3/69 of 16 overs.

We knew that 314 was a very gettable score at Marymount, and we got off to a great start with a strong partnership off 115 from Anton 75 & Davey 68, PT made a quick fire 29 but it wasn't our day and we were bowled out for 184.

Season: 2017/18, Round 4		Date: 04NOV/11NOV		Grade: A		Division: 2		Captain: MONAGHAN Scott			
BELAIR 6-314 (60 ov)											
Ord-Bowler-----		Runs off each over-----				Ovrs Md		Runs Wkts---How out-----			
1	WILLIAMS Rowan	4.3.3.8.M.7.5.M.4.7.4.5.10.2WW.2W.5				16	2	69	3	ct1;st2;	
2	TONKIN Braedon	M.1.13.1.11.3.4.7.5.1.6.1W.8.8				14	1	69	1	bo1;	
3	FERGUSON Lachlan	2.8.5.5.5.8.6.13				8	0	52	0		
4	TEMBY Paul	M.M.8.11.4				5	2	23	0		
5	MARTIN Anthony	9.4W.8.10				4	0	31	1	ct1;	
6	FERGUSON Haimish	4.4.6.11.1W.3.1.5.5.1.6.7.13				13	0	67	1	ct1;	
Fielding (caught, stumped, runout, asstd.r/o)-----											
BALYM A: WK(c0,s2,byes 1),		MAHONEY D: c1,		TEMBY P: c1,							
Fielding Votes:		1st- MAHONEY David		2nd- TEMBY Paul		3rd-					
WARRADALE 9A-184 (40.5 ov)											
Ord-Min--Batsman-----		Scoring Strokes-----				How Out---		Runs----Fow &		N.O.Batsman-----	
1	105 BALYM Anton	1441211143111314421211212146414141				Bowled	75	2-116	MAHONEY D 40		
2	3 FERGUSON Haimish					Bowled	0	1- 1	BALYM A 1		
3	153 MAHONEY David	11112113424141111112141441244144				Run Out	68	8-178	WILLIAMS R 0		
4	19 BODEN Nick	1111				LBW	4	3-131	MAHONEY D 51		
5	19 TEMBY Paul	214646411				Caught	29	4-169	MAHONEY D 60		
6	2 FERGUSON Lachlan	1				Caught	1	5-174	MAHONEY D 64		
7	1 MONAGHAN Scott					Caught	0	6-174	MAHONEY D 64		
8	1 PALMER Dave					LBW	0	7-174	MAHONEY D 64		
9	14 WILLIAMS Rowan	24				Run Out	6	9-184	MARTIN A 0		
10	9 MARTIN Anthony					Not Out	0				
11	CORNELISSEN Jack					dnb					
	TONKIN Braedon					dnb					
	Extras						1				

Round 5: WARRADALE v HAPPY VALLEY at AWAY Ground (WON 1st Innings)

Round 5 was against Happy Valley, a new team into the competition this year. I won the toss again and decided to bat - even better decision when one of their opening bowlers pulls his hammy in the warm up. This was a hard day for us with the bat as most of our score of 120 was done in ones and twos as we struggled to hit boundaries, but we showed a lot of fight which was great to see. Haimish 27 - again with another start. Lachy 29 (did not hit a boundary in his innings which is a rare feat) - well batted mate. Happy Valley bowled us out in 53 overs so we had 5 overs at them at the end of play, and had them 1/7. Rowie once again, bloody work horse this guy, 20 over 5 maidens 2/23 - legend mate and got the two big wickets we needed. Lachie also bowled well with 2/9 off of 9 overs. HUGE effort from the lads in the end, bowling Happy Valley out for 109. What makes it even better is that one of Happy Valley's players came up to a few of us after the game to have a beer with us and was asking us why we didn't attack more and that we didn't have enough runs. Well predicated champ!!!

Season: 2017/18, Round 5		Date: 18NOV/25NOV	Grade: A	Division: 2	Captain: MONAGHAN Scott
WARRADALE 10-120 (53 ov)					
Ord-Min--Batsman-----	Scoring Strokes-----	How Out---	Runs----	Fow &	N.O.Batsman-----
1 18 BALYM Anton	11	Caught	2	1- 11	FERGUSON H 8
2 58 FERGUSON Haimish	212121442111411	Caught	27	3- 51	FERGUSON L 4
3 28 MAHONEY David	331412	Caught	14	2- 45	FERGUSON H 25
4 67 FERGUSON Lachlan	131212212111214211	Bowled	29	4- 87	MONAGHAN S 7
5 97 MONAGHAN Scott	121211111121	Caught	15	8-106	MARSHALL A 5
6 9 TEMBY Paul		Caught	0	5- 87	MONAGHAN S 7
7 6 PALMER Dave	22	Bowled	4	6- 93	MONAGHAN S 9
8 4 PANSINI Angelo		Caught	0	7- 94	MONAGHAN S 10
9 59 MARSHALL Ashley	1414111	Not Out	13		
10 23 BRUSNAHAN Dale	1111	Caught	4	9-112	MARSHALL A 6
11 14 WILLIAMS Rowan	1	Caught	1	10-120	MARSHALL A 13
BURROWS Mark		dnb			
Extras			11		
HAPPY VALLEY 9A-109 (62.5 ov)					
Ord-Bowler-----	Runs off each over-----	Ovrs	Md	Runs	Wkts---How out-----
1 WILLIAMS Rowan	1.2.M.2.M.M.1W.1.1W.3.M.1.2.1.M.1.1.2.3.1	20	5	23	2 bo2;
2 BRUSNAHAN Dale	3.2W.3.2.3.3	6	0	16	1 lb1;
3 FERGUSON Lachlan	5W.MW.2.2.3.2.2.3.1	9	1	20	2 ct2;
4 MONAGHAN Scott	1.3.MW.M.3.3.M.M.1.2.1.3WW	11.5	4	17	3 ct2;bo1;
5 BURROWS Mark	M.5.1.2.1	5	1	9	0
6 FERGUSON Haimish	M.2.4W.M.M.2.1.2.1.6.2	11	3	20	1 ct1;
Fielding (caught, stumped, runout, asstd.r/o)-----					
BALYM A: WK(c1,s0,byes 4),	FERGUSON H: c1,	FERGUSON L: c1,	TEMBY P: c1,	BRUSNAHAN D: c1,	
Fielding Votes:	1st- BRUSNAHAN Dale	2nd- FERGUSON Lachlan	3rd-		

Round 6: WARRADALE v GLENELG ANA at AWAY Ground (LOST 1st Innings)

Round 6 we played a one-day game against Glenelg ANA, I lost the toss and we had a bowl first. We bowled really well this game, even though we only took 3 wickets, we bowled really tight and kept Glenelg to 130 off of 40 overs, giving ourselves a really good chance to grab a much needed win. Rowan unlucky to snag a wicket 0/9 off 8 overs with 3 maidens. PT had the ball moving both ways and was unlucky as he should have had 3 wickets - but our team couldn't catch that day - but he ended up with 1/26 off his 7 overs. As I mentioned earlier I think we all thought, oh well 130 runs in 40 overs, someone will do it, but it was exactly the opposite, as we were all out in the 27th over for 86. Top of the runs again was Dave Mahoney with 24, other than that we didn't have much go right for us and we all threw our wickets away.

Season: 2017/18, Round 6		Date: 02DEC	Grade: A	Division: 2	Captain: MONAGHAN Scott
GLENELG ANA 3-130 (40 ov)					
Ord-Bowler-----	Runs off each over-----	Ovrs	Md	Runs	Wkts---How out-----
1 WILLIAMS Rowan	1.M.2.1.M.M.4.1	8	3	9	0
2 FERGUSON Lachlan	1.2.4.2.5.10	6	0	24	0
3 BURROWS Mark	1.2.M.3W.9	5	1	15	1 ct1;
4 MONAGHAN Scott	2.2.M.4.2.1W.6.3	8	1	20	1 cb1;
5 FERGUSON Haimish	M.5.3.10.8.2	6	1	28	0
6 TEMBY Paul	2.8.3.2W.6.4.1	7	0	26	1 ct1;
Fielding (caught, stumped, runout, asstd. r/o)-----					
BALYM A: WK(c0,s0,byes 5), TEMBY P: c1, MONAGHAN S: c1, BURROWS M: c1,					
Fielding Votes: 1st- TEMBY Paul 2nd- FERGUSON Haimish 3rd-					
WARRADALE 10-86 (26.1 ov)					
Ord-Min--Batsman-----	Scoring Strokes-----	How Out	Runs	Fovl &	N.O. Batsman-----
1 35 BALYM Anton	1111321	Bowled	10	2- 30	MAHONEY D 9
2 8 FERGUSON Haimish	2141	Bowled	8	1- 11	BALYM A 3
3 64 MAHONEY David	111221112122412	LBW	24	6- 65	PALMER D 3
4 16 BROOKER Christian	22412	Caught	11	3- 48	MAHONEY D 15
5 1 BROWN Jason		Bowled	0	4- 48	MAHONEY D 15
6 8 TEMBY Paul	2	Caught	2	5- 55	MAHONEY D 17
7 22 PALMER Dave	21214	Caught	10	7- 72	MONAGHAN S 0
8 35 MONAGHAN Scott	44	Not Out	8		
9 10 FERGUSON Lachlan	222	Caught	6	8- 78	MONAGHAN S 0
10 8 BURROWS Mark		Caught	0	9- 78	MONAGHAN S 0
11 4 WILLIAMS Rowan		Caught	0	10- 86	MONAGHAN S 8
Extras 7					

Round 7: WARRADALE v MITCHELL PARK at Mawson/Marymount (WON 1st Innings)

Last game before Xmas against Mitchell Park and we really needed this win to go into the second half of the year with some momentum. I lost the toss again but this time we got sent into bat and what an onslaught to start with - an opening partnership of 178, Duck 95 and Anton 76. Duck was hitting the ball to all parts of the ground or was it just cow corner mate? But absolutely smoking the bowlers, unlucky to not turn it into a big score (tried to bring the 100 up with a 6). Anton was on fire as well - he is always looking to be productive at the crease his drives and pull shots were great to watch he even hit a couple of sixes. Not to forget Lachie Fergs who smashed an unbeaten 65 with 11 4's - unlucky for him as we ran out of time. We finally batted out our maximum overs, and ended up on 8/325. Missing our two opening bowlers for this game but Buzz stepped up with figures of 3/36 of 15 overs & 4 maidens - well bowled mate. We didn't bowl Mitchell Park out, which was disappointing, they ended up on 6/227, but we got the win which is the main thing.

Season: 2017/18, Round 7		Date: 09DEC/16DEC	Grade: A	Division: 2	Captain: MONAGHAN Scott
WARRADALE 8-320 (60 ov)					
Ord-Min--Batsman-----	Scoring Strokes-----	How Out	Runs	Fovl &	N.O. Batsman-----
1 155 BALYM Anton	221111111214112114114144414211111646	Bowled	76	4-208	MONAGHAN S 0
2 129 FERGUSON Haimish	141464121224421121122411111422143412	Caught	95	1-178	BALYM A 59
3 8 MAHONEY David	21111144				
4 14 TEMBY Paul	41411	Bowled	2	2-196	BALYM A 75
5 38 MONAGHAN Scott	1111	Caught	11	3-208	BALYM A 76
6 81 FERGUSON Lachlan	4414131124411214441141144111	Caught	4	5-242	FERGUSON L 30
7 32 PALMER Dave	144441112414124	Not Out	65		
8 1 PANSINI Angelo		Bowled	38	6-312	FERGUSON L 62
9 8 BURROWS Mark	41	Bowled	0	7-312	FERGUSON L 62
WILLIAMS Rowan		Bowled	5	8-320	FERGUSON L 65
GULATI Sandeep		dnb			
GREEN Anthony		dnb			
Extras		dnb			
24					
MITCHELL PARK 6-227 (60 ov)					
Ord-Bowler-----	Runs off each over-----	Ovrs	Md	Runs	Wkts---How out-----
1 FERGUSON Lachlan	1.1.M.7.1.4.6.2.M.1	10	2	23	0
2 BURROWS Mark	4.1W.5W.3.4.MW.2.M.M.2.3.M.5.4.3	15	4	36	3 ct1;st2;
3 GULATI Sandeep	2.7.MW.2.2	5	1	13	1 ct1;
4 MONAGHAN Scott	1.3.1.4.8.5.10.6W.12.3	10	0	53	1 ct1;
5 TEMBY Paul	1.7.4	3	0	12	0
6 GREEN Anthony	6.M.4.3.M.4.6	7	2	23	0
7 PANSINI Angelo	7W.M.3.4.5	5	1	19	1 st1;
8 FERGUSON Haimish	6.14.5.5.9	5	0	39	0
Fielding (caught, stumped, runout, asstd. r/o)-----					
BALYM A: WK(c0,s3,byes 4), MAHONEY D: c1, FERGUSON L: c1,					
Fielding Votes: 1st- PALMER Dave 2nd- MAHONEY David 3rd-					

First game back after Xmas was abandoned due to the heat rule, which saw us indulge in some beers and some punting at the Warradale (great sponsor of the club). Best on ground goes to Anton Balym for a nice little win on the horses (told you always pick number 5 mate). He was also seen carrying around a womens suitcase too, well played mate.

Season: 2017/18,	Round 8	Date: 06JAN	Grade: A	Division: 2	Captain: MONAGHAN Scott
WARRADALE Team for this Match					
BALYM Anton	TEMBY Paul	BURROWS Mark			
FERGUSON Haimish	MONAGHAN Scott	GREEN Anthony			
MAHONEY David	SPANTON Troy	TONKIN Braedon			
FERGUSON Lachlan	CORNELISSEN Jack				

First proper game back after Xmas was against Belair, it was pissing down with rain at Belair National Park, and it didn't look like it was going to clear, as we were playing right on the edge of the foothills. This game started an hour late due to the rain, and in the end I won the toss and had a bat. Another great opening partnership of 81 between Haimish 43 and Anton 52, and Anton's pull shots were on point again. Also another solid start for Dave with 35, and we ended up with a defendable total of 171. Was great to get my two opening bowlers back, setting the game up with Chip 3/22 of his 8 and Rowie 2/34 off his 8. This game was the tightest by far for us, as we knew if we lost this game our finals chance were pretty much over. We ended up bowling Belair out for 165. Great win by all 11 players we all showed some fight and got the job done.

Season: 2017/18, Round 9		Date: 13JAN	Grade: A	Division: 2	Captain: MONAGHAN Scott	
WARRADALE 8-171 (40 ov)						
Ord	Min	Batsman	Scoring Strokes	How Out	Runs	Fow & N.O. Batsman
1	108	BALYM Anton	11111211211111114112242114111224	Bowled	52	2-119 MAHONEY D 20
2	80	FERGUSON Haimish	2124421224111111121111411	Caught	43	1- 81 BALYM A 35
3	60	MAHONEY David	2114111111421211112141	Caught	35	5-148 MONAGHAN S 8
4	1	BODEN Nick		Bowled	0	3-119 MAHONEY D 20
5	1	FERGUSON Lachlan		Caught	0	4-119 MAHONEY D 20
6	37	MONAGHAN Scott	2112111141	Run Out	15	6-163 TEMBY P 8
7	12	TEMBY Paul	6112	Caught	10	7-166 BURROWS M 1
8	6	BURROWS Mark	11	Not Out	2	
9	2	CORNELISSEN Jack	4	Bowled	4	8-171 BURROWS M 2
		WILLIAMS Rowan		dnb		
		TONKINS Braedon		dnb		
		Extras			10	

BELAIR 9A-185 (\$7.4 0v)										
Ord	Bowler	Runs off each over				Ovrs	Md	Runs	Wkts	How out
1	WILLIAMS Rowan	8.1.6.7	W.1.6	MW.5		8	1	34	2	ct1;bo1;
2	TONKIN Braedon	6.M.7.1	W.1.1	4.2	WW	8	1	22	3	ct2;bo1;
3	BURROWS Mark	2.3.6	W.3.5	8		6	0	27	1	ct1;
4	CORNELISSEN Jack	7.3.2	2.4	5		6	0	23	0	
5	MONAGHAN Scott	10.1	W.6.10	0W		4.4	0	27	2	ct2;
6	FERGUSON Lachlan	8W.1	5.2	5		5	0	21	1	ct1;
-----Fielding (caught, stumped, runout, asstd.r/o)-----										
BALYM A: WK(c1,s0,byes 7), FERGUSON H: c1, MAHONEY D: c1, CORNELI'EN J: c1, WILLIAMS R: c1,										
TONKIN B: c2,										
Fielding Votes: 1st- CORNELISSEN Jack 2nd- TONKIN Braedon 3rd-										

Another one-day game in round 10 against Coromandel Valley, and I won the toss and elected to bat first. Once again a poor batting effort saw us bowled out for 93 - Anton with a solid 30. We had to bowl really well and take some big wickets if we wanted to salvage our batting performance but it wasn't to be, and they chased down our total in 23 overs - Rowan 2/31 off 8 overs.

Season: 2017/18, Round 10		Date: 20JAN	Grade: A	Division: 2	Captain: MONAGHAN Scott					
WARRADALE 10-93 (39.3 ov)										
Ord	Min	Batsman	Scoring	Strokes	How Out	Runs	Fow &	N.O.	Batsman	Extras
1	1	FERGUSON Haimish			Bowled	0	1- 0		BALYM A	0
2	80	BALYM Anton	114	2412114414	Bowled	30	4- 53		SPANTON T	5
3	11	FERGUSON Lachlan	34	44	Caught	15	2- 15		BALYM A	0
4	7	MAHONEY David	11		Bowled	2	3- 19		BALYM A	2
5	93	SPANTON Troy	211	122141	Caught	15	6- 71		MONAGHAN S	8
6	7	TEMBY Paul			Bowled	0	5- 55		SPANTON T	7
7	61	MONAGHAN Scott	142	1124	Caught	15	9- 93		MASON S	4
8	11	BURROWS Mark	144		Caught	9	7- 84		MONAGHAN S	11
9	5	WILLIAMS Rowan			Bowled	0	8- 84		MONAGHAN S	11
10	19	MASON Steve	11	11	Run Out	4	10- 93		TONKIN B	0
11	1	TONKIN Braedon			Not Out	0				
Extras						3				

COROMANDEL 4-94 (23.10v)										
Ord	Bowler	Runs	off	each	over	Ovrs	Md	Runs	Wkts	How out
1	WILLIAMS Rowan	M.11W.6.1.5	M.M.8W			8	3	31	2	ct2;
2	TONKIN Braedon	4.3W.5.M.8				5	1	20	1	lb1;
3	BURROWS Mark	4.5.4.10				4	0	23	0	
4	MONAGHAN Scott	M.4.1				2.1	1	5	0	
5	MASON Steve	1W.7.3.2				4	0	13	1	bo1;
Felding (caught, stumped, runout, asstd.r/o)										
BALYM A: WK(c1,s0,byes 0), FERGUSON L: c1,										
Felding Votes: 1st- FERGUSON Lachlan 2nd- TONKIN Braedon 3rd-										

Round 11: WARRADALE v MORPHETTVILLE PARK at AWAY Ground (LOST 1st Innings)

In round 11 we played ladder leaders Morphettville Park in another one day game as week 1 was heated out again. This was an important game for us to show the competition that we aren't just another number. I lost the toss and we got sent out to field. We knew we had to get some early wickets to give us the best chance to roll these guys. Braedon got us off to a great start taking two early wickets and he was the pick of our bowlers once again, ending up with 3/38 off 8 overs. Morphy Parks ended up with 194. Haimish got off to a flying start, hitting 29 in half an hour. PT was the only one to show a bit of fight in the run chase, hitting a solid 43 - well done mate this was the game that got you going. We ended up getting bowled out for 120 with too many of us throwing our wickets away.

Season: 2017/18, Round 11	Date: 03MAR	Grade: A	Division: 2	Captain: MONAGHAN Scott
MORPHETTVILLE PARK 6-194 (40 ov)				
Ord-Bowler-----	Runs off each over-----	Ovrs	Md	Runs Wkts---How out-----
1 WILLIAMS Rowan	8.6.M.4.M.M.6.2	8	3	26 0
2 TONKIN Braedon	6.5W.M.MW.2.9.2.14W	8	2	38 3 ct3;
3 BURROWS Mark	M.5.2.3.10.5.8	7	1	33 0
4 MASON Steve	M.1.4.6.1.1.5	7	1	18 0
5 MONAGHAN Scott	5.6.5.12W.5	5	0	33 1 ct1;
6 FERGUSON Lachlan	4.9.14	3	0	27 0
7 FERGUSON Haimish	8W.10	2	0	18 1 ct1;
Fielding (caught, stumped, runout, asstd. r/o)-----				
BALYM A: WK(c0,s0,byes 0), FERGUSON H: c3, MAHONEY D: ar1, BURROWS M: c1, WILLIAMS R: c1, TONKIN B: ar1,				
Fielding Votes: 1st- FERGUSON Haimish 2nd- MAHONEY David 3rd-				

WARRADALE 10-120 (29 ov)				
Ord-Min--Batsman-----	Scoring Strokes-----	How Out	Runs	Fow & N.O.Batsman-----
1 31 FERGUSON Haimish	621122422241	Bowled	29	2- 33 MAHONEY D 1
2 23 BALYM Anton	1	Bowled	1	1- 24 FERGUSON H 22
3 22 MAHONEY David	12	Bowled	3	4- 51 MONAGHAN S 0
4 9 FERGUSON Lachlan	4422	Caught	12	3- 51 MAHONEY D 3
5 23 MONAGHAN Scott	114	Caught	6	5- 61 TEMBY P 4
6 57 TEMBY Paul	134412244162114111	Caught	43	6-108 SPANTON T 5
7 64 SPANTON Troy	21111111	Caught	9	8-120 MASON S 2
8 19 BURROWS Mark	114	Caught	6	7-117 SPANTON T 8
9 8 MASON Steve	2	Not Out	2	
10 1 WILLIAMS Rowan		Bowled	0	9-120 MASON S 2
11 1 TONKIN Braedon		Bowled	0	10-120 MASON S 2
Extras 9				

Round 12: WARRADALE v ICC SHARKS at AWAY Ground (LOST 1st Innings)

I felt really good about going into this game, we had our strongest team for the year with the inclusion of last year's captain Josh Deniet and Andy Belsak, which we needed against ICC. I only had Josh and Chip for week 1 and Andy for week two, so I obviously needed to play to our strengths and bowl first. Luckily enough after still losing the toss we were able to bowl first anyway. Another hard day out with the ball again, Steve Mason bowled a treat this game, tying down one end, and he ended up with 2/46 off 13 overs. Highlight of the day was PT's beauty of a catch at a shortish fine leg, their batsmen smoked one in his direction and he flew to his right and caught it with one hand - one of the best catches I have seen live. At the end of the 60 overs we had ICC Sharks 6/239, we had a huge task to chase these runs down on a massive oval. The following Saturday, not enough of us rocked up to play cricket and finish the task at hand. Following on from his awesome catch, PT was now starting to get into his rhythm of old, smashing 45 runs in his almost 90 minutes at the crease. Not to forget Rowies powerful hitting late in the innings, hitting a huge 6 on a big oval (still wasn't a BIG BOY six though mate). In the end we got bowled out for 111. Not good enough!!!

Season: 2017/18, Round 12	Date: 10FEB/17FEB	Grade: A	Division: 2	Captain: MONAGHAN Scott
ICC SHARKS 6-239 (60 ov)				
Ord-Bowler-----	Runs off each over-----	Ovrs	Md	Runs Wkts---How out-----
1 WILLIAMS Rowan	6.2.7.3.2.1.7.2.1W.3.9.4.3.4.8	15	0	62 1 st1;
2 DENIET Josh	1.4.5W.1.8.8.3.2.4.6W.9	11	0	51 2 ct2;
3 MASON Steve	M.2.M.5.1.M.2.8.3.4.11W.5.5W	13	3	46 2 ct1;bol;
4 BURROWS Mark	1.4.1.M.5.3.9	7	1	23 0
5 TONKIN Braedon	2.5.2.1.6.1.M.M.4.7W	10	2	28 1 bol;
6 MONAGHAN Scott	1.4.7.6	4	0	18 0
Fielding (caught, stumped, runout, asstd. r/o)-----				
BALYM A: WK(c1,s1,byes 7), TEMBY P: c1, TONKIN B: c1,				
Fielding Votes: 1st- MAHONEY David 2nd- WILLIAMS Rowan 3rd-				

WARRADALE 10-111 (40.1 ov)				
Ord-Min--Batsman-----	Scoring Strokes-----	How Out	Runs	Fow & N.O.Batsman-----
1 13 FERGUSON Haimish	2	Caught	2	1- 3 BALYM A 1
2 16 BALYM Anton	1	Caught	1	2- 3 MAHONEY D 0
3 58 MAHONEY David	112211411412	Bowled	21	4- 40 TEMBY P 12
4 23 BELSAK Andrew	21	Bowled	3	3- 15 MAHONEY D 8
5 87 TEMBY Paul	11432124243211142124	Stumped	45	7- 84 MARSHALL A 4
6 20 MONAGHAN Scott	21	Bowled	3	5- 59 TEMBY P 27
7 10 FERGUSON Lachlan	2	Caught	2	6- 64 TEMBY P 30
8 39 MARSHALL Ashley	11243	Bowled	11	8- 93 BURROWS M 2
9 19 BURROWS Mark	2	Bowled	2	9- 93 MASON S 0
10 18 MASON Steve		Caught	0	10-111 WILLIAMS R 17
11 12 WILLIAMS Rowan	43262	Not Out	17	
DENIET Josh dnb				
TONKIN Braedon dnb				
Extras 4				

Round 13: WARRADALE v GLENELG ANA at Mawson/Marymount (WON Outright -Lost 1stInn)

This game was do or die for us against Glenelg ANA, we need to get an outright win to secure a finals spot, as Warradale, Glenelg ANA and Belair were all fighting for the last spot.

I lost the toss, so not a good start and we ended up bowling. Absolute MASSIVE effort from my two opening bowlers, Braedon taking 5/81 off 19 overs - well done on your first 5fa mate - and Rowie 1/40 off of his 19 overs. Buzz pitched in with some tight bowling - 2/20 off 8 overs including 4 maidens. We ended up bowling Glenelg out in the 60th over for 172, which on Marymount, we knew we could get these runs.

The following Saturday, we knew we had to get these runs within a certain amount of time to give us a chance at winning outright, but it wasn't to be and we got bowled out for 116, giving Glenelg a lead of 56 runs.

They decided to have another bat as they were chasing an outright win as well. Glenelg managed to smash 97 runs off 14 overs, setting us a total of 154 for the win off 22 overs.

I opened up with the two Ferguson bros, Lachie got a good start and hit 26 in 13 minutes. We needed a strong partnership from a pair, and that was Dave Mahoney with 40 and PT - these two played beautifully, hitting to all parts of the ground. Enter the zone of PT, he actually didn't want to go out and bat because he didn't want to end up with two ducks in his 200th game, but he knew we needed him. He started off with a quick single so he didn't get that duck, then he just went into some sort of beast mode and smacked 62 with some of the biggest sixes I have seen (6 sixes). Well done mate you got us over the line, and what a way to do it in your 200th. In the end we chased down the 154 in 19 overs and got the outright win, but unfortunately we didn't take home maximum points as we lost first innings.

RIP to Anton's frog (Box) as it got shattered to pieces also in this game.

Season: 2017/18, Round 13 Date: 24FEB/03MAR Grade: A Division: 2 Captain: MONAGHAN Scott									
GLENELG ANA 10-172 (59.3 ov)									
Ord-Bowler	Runs off each over					Ovrs	Md	Runs	Wkts
1 WILLIAMS Rowan	M.3.2.2W.1.M.M.M.5.6.M.4.1.4.M.9.M.3					19	8	40	1
2 TONKIN Braedon	1.4.3.1.2W.2.1.M.4.1.6W.6.8.11.6.8W.2W.4W.6.5					19.1	1	81	5
3 BURROWS Mark	8.4W.W.M.4.M.4.M.M					8	4	20	2
4 MONAGHAN Scott	4.6.6.0W					3.2	0	16	1
5 MARSHALL Ashley	M.3.M					3	2	3	0
6 FERGUSON Lachlan	4.1.5.1.MW.M.M					7	3	11	1
Fielding (caught, stumped, runout, asstd.r/o)									
MAHONEY D: WK(c0,s0,byes 1), FERGUSON H: c1, WILLIAMS R: c1, SPANTON T: c2, LIPSETT W: c1,									
Fielding Votes: 1st- SPANTON Troy 2nd- BURROWS Mark 3rd-									
WARRADALE 10-116 (24 ov)									
Ord-Min	Batsman	Scoring Strokes	How Out	Runs	Fow	&	N.O.	Batsman	
1	52 FERGUSON Haimish	144644411	LBW	29	5-	72		MONAGHAN S	3
2	1 BALYM Anton		Caught	0	1-	0		FERGUSON H	0
3	12 MAHONEY David	244	Bowled	10	2-	19		FERGUSON H	9
4	4 TEMBY Paul		Caught	0	3-	20		FERGUSON H	9
5	17 FERGUSON Lachlan	14414444	Caught	26	4-	65		FERGUSON H	27
6	46 MONAGHAN Scott	1111	Caught	4	7-	89		WILLIAMS R	0
7	28 BURROWS Mark	226212	Caught	15	6-	89		MONAGHAN S	4
8	18 WILLIAMS Rowan	1242441	Not Out	18					
9	8 SPANTON Troy	122	Caught	5	8-	111		WILLIAMS R	17
10	2 MASON Steve		Caught	0	9-	111		WILLIAMS R	17
11	3 TONKIN Braedon	4	Caught	4	10-	116		WILLIAMS R	18
	LIPSETT Wes		dnb						
	MARSHALL Ashley		dnb						
	Extras			5					
GLENELG ANA 1d-97 (15 ov)									
Ord-Bowler	Runs off each over					Ovrs	Md	Runs	Wkts
1 WILLIAMS Rowan	1W.8.3.4					4	0	16	1
2 TONKIN Braedon	3.6.8.9					4	0	26	0
3 MASON Steve	7.1.4					3	0	12	0
4 BURROWS Mark	11.11					2	0	22	0
5 MONAGHAN Scott	6.10					2	0	16	0
Fielding (caught, stumped, runout, asstd.r/o)									
MAHONEY D: WK(c0,s0,byes 3),									
WARRADALE 5-154 (19 ov)									
Ord-Min	Batsman	Scoring Strokes	How Out	Runs	Fow	&	N.O.	Batsman	
1	15 FERGUSON Haimish	11211	Caught	6	2-	32		MAHONEY D	0
2	13 FERGUSON Lachlan	2161411262	Caught	26	1-	32		FERGUSON H	6
3	40 MAHONEY David	1112441112414142411	Caught	40	3-	136		TEMBY P	62
4	48 TEMBY Paul	141216466111611664121	Caught	62	4-	137		WILLIAMS R	1
5	16 WILLIAMS Rowan	112	LBW	4	5-	146		MONAGHAN S	6
6	14 MONAGHAN Scott	4111	Not Out	7					
7	7 BURROWS Mark	1141	Not Out	7					
	Extras			2					

Round 14: WARRADALE v MITCHELL PARK at AWAY Ground (WON 1st Innings)

Round 14, last game of the year and with our season already over since we could not make finals, we played Mitchell Park who didn't win a game all year, so it was a bit of a dead rubber, but we all wanted to finish strongly and get the win.

I lost the toss again and we were sent out to bowl. Rowie saved his best for last (I wish he did this 2 months ago haha) and was virtually unplayable, taking 4/9 off 8 overs including 2 Maidens. Braedon and Steve Mason also each took two wickets off 6 overs. Dishonourable mention goes to Anton, 0/22 off four overs. Mitchell Park scrapped together a total of 127 for us to chase.

PT once again got us off to a good start hitting 28, and Lachie finished the game off with a solid 47, including a massive 6 to get off the mark - well done mate! We ended up chasing the total down in the 29th over, and at that stage everyone was keen for a beer because it was bloody hot.

Good finish to end the season.

Season: 2017/18, Round 14		Date: 10MAR	Grade: A	Division: 2	Captain: MONAGHAN Scott	
MITCHELL PARK 9-126 (40 ov)						
Ord-Bowler-----	Runs off each over-----	Ovrs	Md	Runs	Wkts	How out-----
1 WILLIAMS Rowan	1W.M.1.2W.2.MW.2W.1	8	2	9	4	ct1;lb2;st1;
2 TONKIN Braedon	1.3.1.2.1.4W	6	0	12	2	ct1;bo1;
3 MASON Steve	1.3W.1.3.6.4W	6	0	18	2	ct2;
4 MONAGHAN Scott	6.8	2	0	14	0	
5 FERGUSON Lachlan	3.6	2	0	9	0	
6 ARMAN Ben	3.M.8.6	4	1	17	0	
7 TEMBY Paul	1.2W.2.2.2.1.6.6	8	0	22	1	bo1;
8 BALYM Anton	4.6.9.3	4	0	22	0	
Fielding (caught,stumped,runout,asstd.r/o)-----						
FERGUSON H: WK(c0,s0,byes 1), c1,		BALYM A: WK(c1,s1,byes 2),		FERGUSON L: c1,		WILLIAMS R: c1,
Fielding Votes: 1st-		2nd-		3rd-		
WARRADALE 4-129 (28.1 ov)						
Ord-Min--	Batsman-----	Scoring Strokes-----	How Out--	Runs----	Fow &	N.O.Batsman-----
1 14	FERGUSON Haimish	24422	Run Out	14	1- 18	BALYM A 2
2 70	BALYM Anton	21221111114	Ret.Hurt	17		
3 17	MONAGHAN Scott	14	Bowled	5	2- 26	BALYM A 3
4 72	TEMBY Paul	14411412121114	Caught	28	4- 95	FERGUSON L 22
5 2	SPANTON Troy		Stumped	0	3- 63	TEMBY P 18
6 53	FERGUSON Lachlan	6242141112411116414	Not Out	47		
7 20	PALMER Dave	1122	Not Out	6		
	WILLIAMS Rowan		dnb			
	MASON Steve		dnb			
	ARMAN Ben		dnb			
	TONKIN Braedon		dnb			
	Extras			12		
Retired Hurts: BALYM Anton@2-63 (TEMBY Paul no);						



B GRADE CAPTAIN'S REPORT

I would firstly like to thank all of the guys who played in the B's this year, in what was a always going to be a very challenging year, especially from losing a dozen or so very capable cricketers from the club from last year.

Depth was a real issue for the club, with many of the old blokes having to come up and help out and play several divisions above what they were accustomed to. A special thanks to all these guys who did what was best for the club when asked to do so.


We started the year poorly but got on a bit of a roll there at one stage, including a great win after Xmas and we started to get the sniff of a top 4 spot only to capitulate the following game, in what was a horrendous loss. We had a couple of disappointing performances late in the year but finished with a great win for Smithy's last game. It was really pleasing for me that despite the disappointing year, we were able to win the two milestone games for Jay and Smithy.

Our bowling attack was up there with the best sides but our batting really let us down for most of the season. We did have one shining light however. If you look through our statistics, one player stands head and shoulders above everyone else, Dale Brusnahan was the man! Dale had a fantastic breakout season with the bat which saw him win the batting trophy this year with 288 runs @ 22.2. Dale batted up the order this year and made most of his runs opening the batting including an unbeaten maiden ton in Round 7 against South Road. Dale was also our leading wicket taker with 23 wickets @ 14.5. He is a match winner with the bat and ball and the sky is the limit for this lad. Well done mate!

Dale also won the "Boof Conroy" medal, even after missing a couple of games.

My Captains trophy goes to a guy who gives his heart and soul to the Warradale Cricket Club every game every year – Jay Conroy. Thanks for all your support and help for the second part of the season Jay.

Jay also showed some great promise with his offies this year, certainly something worth pursuing, the mantle for the title 'Spin Guts' is up for grabs, Jay could be the one...



Let's hope we can put this year behind us and get the hunger back and make next year more enjoyable and successful.

Regards

Dave Palmer
B Grade Captain

2017/18 BATTING STATISTICS IN B GRADE

Player Name	Ga	Batting Inn NO	Runs	Ave	Innings Hi 100 50 30 0	Scores 100 50 30 0	Pshps 100 50	% Tm	% Cr	Score 6's 4's 1's	Strokes 4's 1's	Fld Ct	W'Keeping Ct St Bye	Gam
BRUSNAHAN Dale	11	14	1	288	22.2	101*	1 - 1 1	1 -	20	62	4 37 44	11	- - - -	
CONLEY Andrew	7	7	2	220	44.0	96*	- 2 - 1	- 3	23	43	3 32 54	2	- - - -	
HUGHES Peter	12	13	-	193	14.8	42	- - 2 1	- 1	12	48	2 27 47	2	- - - -	
MONAHAN Phil	13	14	4	187	18.7	65*	- 1 1 -	- 1	11	46	2 29 47	1	- - - -	
MARSHALL Ashley	10	9	-	146	16.2	38	- - 2 1	- -	13	50	5 19 30	2	- - - -	
SPANTON Troy	7	7	2	108	21.6	30	- - 1 -	- 1	10	28	- 10 42	-	- - 23 4	
MASON John	2	3	-	58	19.3	44	- - 1 -	- -	18	48	- 6 21	1	- - - -	
CORNELISSEN Jack	5	4	-	57	14.3	22	- - - -	- -	7	77	5 3 5	6	- - - -	
DEY Richard	7	6	-	48	8.0	39	- - 1 2	- -	5	59	2 7 6	2	- - - -	
TONKIN Andrew	7	7	-	45	6.4	19	- - - 1	- -	5	52	- 7 9	2	2 - 36 4	
GREEN Anthony	4	5	2	38	12.7	12*	- - - -	- -	5	36	- 6 8	1	- - - -	
PALMER Dave	8	8	-	38	4.8	25	- - - 2	- -	5	37	- 4 16	3	- - - -	
CONROY Jason	12	10	4	36	6.0	9	- - - 1	- -	2	26	- 1 20	4	- - - -	
BARRITT Henry	5	5	1	25	6.3	14	- - - -	- -	3	36	- 3 7	-	- - - -	
MASON Steve	7	3	1	23	11.5	18*	- - - -	- -	3	20	- 3 5	1	- - - -	
PANSINI Angelo	3	4	-	23	5.8	17	- - - 2	- -	6	39	1 2 5	-	- - 1 1	
GIBBIE Dom	1	1	-	14	14.0	14	- - - -	- 1	6	26	- 2 6	1	- - - -	
JELBERT Curtis	1	2	-	14	7.0	7	- - - -	- -	9	61	- 2 6	2	- - - -	
WILKIN Anthony	4	3	1	13	6.5	8*	- - - 1	- -	3	54	- 2 3	1	- - - -	
ARMAN Ben	6	5	2	10	3.3	8*	- - - 2	- -	1	34	- 2 2	4	- - - -	
SCOTT Ron	2	2	-	9	4.5	8	- - - -	- -	2	38	- 2 1	1	- - - -	
CRAIGIE Grant	1	2	-	7	3.5	6	- - - -	- -	4	58	- 1 1	1	- - - -	
CLYDESDALE Matt	1	1	-	5	5.0	5	- - - -	- -	7	83	- 1 1	-	- - - -	
SMITH John	2	2	-	5	2.5	4	- - - -	- -	1	33	- - 3	-	- - - -	
McEVOY Dennis	1	1	-	4	4.0	4	- - - -	- -	4	40	- - 4	-	- - - -	
CLARIDGE Daniel	4	3	1	4	2.0	4*	- - - 2	- -	1	19	- - 2	-	1 - 6 2	
WOODS Daniel	1	1	-	2	2.0	2	- - - -	- -	2	29	- - -	-	- - - -	
CROUCH Jack	1	1	1	1	-	1*	- - - -	- -	1	50	- - 1	-	- - - -	
FONTAINE Gavin	1	1	-	1	1.0	1	- - - -	- -	1	5	- - 1	-	- - - -	
WOODFIELD Andrew	3	2	-	1	0.5	1	- - - 1	- -	0	50	- - 1	1	- - - -	
MATTHEWS Jacob	1	1	-	0	0.0	0	- - - 1	- -	0	-	- - -	-	- - - -	
TONKIN Braedon	1	1	-	0	0.0	0	- - - 1	- -	0	-	- - -	1	- - - -	
FULLER Paul	1	1	-	0	0.0	0	- - - 1	- -	0	-	- - -	-	- - 5 1	
MARKS Greg	4	2	-	0	0.0	0	- - - 2	- -	0	-	- - -	-	3 1 7 3	

2017/18 BOWLING STATISTICS IN B GRADE

Player Name	Ga	Bowling Inn	Overs	Mdn	Runs	Wkt	Ave	Innings Best	Fig	% Tm	How Ct Bo	Out Lb St	Wkt/ InnB	Ball/ Wkt	Run/ Over
BRUSNAHAN Dale	11	12	95.4	15	333	23	14.5	6/29	1 2	26	11 11 1	-	1.9	25.0	3.5
MARSHALL Ashley	10	8	57.4	10	208	14	14.9	4/27	- 3	19	7 3 4	-	1.8	24.7	3.6
CONROY Jason	12	12	52.5	5	241	14	17.2	6/40	1 2	16	12 1 - 1	-	1.2	22.6	4.6
MASON Steve	7	6	40	8	147	9	16.3	5/9	1 -	17	2 6 1	-	1.5	26.7	3.7
GREEN Anthony	4	3	17	4	67	7	9.6	4/20	- 2	21	5 1 1	-	2.3	14.6	3.9
CORNELISSEN Jack	5	5	38	3	178	7	25.4	2/30	- -	16	5 2 -	-	1.4	32.6	4.7
MASON John	2	2	8	1	55	4	13.8	3/30	- 1	22	3 - 1	-	2.0	12.0	6.9
ARMAN Ben	6	5	29.1	5	102	4	25.5	2/5	- -	10	4 - -	-	0.8	43.8	3.5
WOODS Daniel	1	1	3	-	15	3	5.0	3/15	- 1	38	1 2 -	-	3.0	6.0	5.0
WOODFIELD Andrew	3	1	8	1	48	3	16.0	3/48	- 1	14	1 2 -	-	3.0	16.0	6.0
McEVOY Dennis	1	1	5.3	1	13	2	6.5	2/13	- -	20	1 1 -	-	2.0	16.5	2.4
WILKIN Anthony	4	1	5.5	-	27	2	13.5	2/27	- -	11	- 2 -	-	2.0	17.5	4.6
SPANTON Troy	7	1	3	-	28	1	28.0	1/28	- -	2	1 - -	-	1.0	18.0	9.3
PANSINI Angelo	3	3	5	1	35	1	35.0	1/8	- -	6	1 - -	-	0.3	30.0	7.0
SCOTT Ron	2	2	14	4	39	1	39.0	1/26	- -	6	- 1 -	-	0.5	84.0	2.8
MONAHAN Phil	13	3	7	-	43	1	43.0	1/3	- -	1	- 1 -	-	0.3	42.0	6.1
JELBERT Curtis	1	1	9	1	47	1	47.0	1/47	- -	14	1 - -	-	1.0	54.0	5.2
TONKIN Braedon	1	1	15	3	58	1	58.0	1/58	- -	20	- 1 -	-	1.0	90.0	3.9
BARRITT Henry	5	1	1	-	13	-	-	-	- -	-	- - -	-	0.0	0.0	13.0
MATTHEWS Jacob	1	1	3	-	18	-	-	-	- -	-	- - -	-	0.0	0.0	6.0
CLARIDGE Daniel	4	1	8	1	55	-	-	-	- -	-	- - -	-	0.0	0.0	6.9
SMITH John	2	2	9	-	60	-	-	-	- -	-	- - -	-	0.0	0.0	6.7

2017/18 RUNS FROM EACH BATTING POSITION IN B GRADE

Player Name	Gam	Opener	No.3	No.4	No.5	No.6	No.7	No.8	No.9	No.10	No.11
BRUSNAHAN Dale	11	256@ 37	17@ 9	-@ -	8@ 8	6@ 3	-@ -	-@ -	1@ 1	-@ -	-@ -
CONLEY Andrew	7	220@ 55	-@ -	-@ -	-@ -	-@ -	-@ 0	-@ -	-@ -	-@ -	-@ -
HUGHES Peter	12	74@ 19	42@ 42	62@ 9	15@ 15	-@ -	-@ -	-@ -	-@ -	-@ -	-@ -
MONAHAN Phil	13	26@ 7	-@ -	1@ 1	122@ 31	8@ -	24@ 24	-@ -	-@ -	6@ -	-@ -
MARSHALL Ashley	10	-@ -	79@ 20	-@ -	54@ 18	-@ 0	-@ -	13@ 13	-@ -	-@ -	-@ -
SPANTON Troy	7	57@ 29	22@ 22	9@ 9	-@ -	14@ -	6@ 6	-@ -	-@ -	-@ -	-@ -

2017/18 MOST MINUTES PER INNINGS IN B GRADE (MIN. 3 INNINGS)

Rank	Player Name	Gam	All Inn	Timed Inn	Total Minutes	Minutes per Inning	Runs per Minute
1	SPANTON Troy	7	7	7	573	81.86	0.188
2	CONLEY Andrew	7	7	7	511	73.00	0.431
3	MASON John	2	3	3	170	56.67	0.341
4	MASON Steve	7	3	3	125	41.67	0.184
5	HUGHES Peter	12	13	13	482	37.08	0.400
6	MARSHALL Ashley	10	9	9	317	35.22	0.461
7	MONAHAN Phil	13	14	14	459	32.79	0.407
8	BRUSNAHAN Dale	11	14	14	456	32.57	0.632

2017/18 MOST PARTNERSHIP RUNS IN B GRADE

Rank	Player Name	Gam	Total Pship Runs	Pship Runs per Inn	Best Pship	Pships of 100 50 30	Player Runs	% of P'ship
1	CONLEY Andrew	7	513	73.3	86	- 3 3	220	42.9
2	BRUSNAHAN Dale	11	462	33.0	116	1 - 2	288	62.3
3	MONAHAN Phil	13	407	29.1	86	- 1 4	187	45.9
4	HUGHES Peter	12	403	31.0	64	- 1 5	193	47.9
5	SPANTON Troy	7	385	55.0	116	1 - 2	108	28.1
6	MARSHALL Ashley	10	293	32.6	47	- - 4	146	49.8
7	CONROY Jason	12	139	13.9	39	- - 1	36	25.9

B GRADE MATCH REPORTS

2017/18 Division 4 Premiership Table

Rank	Team	P	W2	W1	D	L1	L2	Wkts Lost	Runs For	Wkts Taken	Runs Agnst	Points	Quotient
1	Western Youth Centre II	14	2	10	1	1	0	95	2704	144	2141	86	1.9144
2	Fitzroy	14	0	9	1	4	0	95	1964	128	1923	61	1.3761
3	Kenilworth	14	0	7	1	6	0	106	2183	115	2143	51	1.1052
4	Sheidow Park II	14	1	5	1	7	0	121	1984	112	2073	51	0.8859
5	Plympton Footballers II	14	0	6	1	7	0	105	1972	115	1990	46	1.0853
6	Coromandel II	14	0	5	1	8	0	119	1831	105	1812	40	0.8916
7	Warradale II	14	0	5	1	6	2	129	1841	102	1939	39	0.7507
8	South Road II	14	0	2	1	10	1	138	2054	87	2512	25	0.5155

Summary of B Grade Results

Round 1	LOST 1st Innings	WESTERN YOUTH C. 8-208 WARRADALE 10-118	A Woodifield 3/48; D Woods 3/15; P Monahan 65*;
Round 2	LOST 1st Innings	WARRADALE 10-67 PLYMPTON FOOTB. 4-68	A Marshall 38; D Brusnahan 2/30; B Arman 2/5;
Round 3	WON 1st Innings	COROMANDEL 10-112 WARRADALE 7-114	D Brusnahan 6/29; D Brusnahan 26; A Marshall 26;
Round 4	LOST 1st Innings	WARRADALE 9A-129 KENILWORTH 10-185 WARRADALE 4-85	D Brusnahan 46; D Brusnahan 3/58; J Conroy 6/40; D Brusnahan C3; T Spanton 25*;
Round 5	LOST 1st Innings	WARRADALE 10-162 FITZROY 5-242	T Spanton 30; R Dey 39; J Cornelissen 2/45;
Round 6	WON 1st Innings	WARRADALE 3-153 SHEIDOW PARK 10-106	A Conley 72*; P Monahan 44*; D Brusnahan 2/18; J Cornelissen 2/30; S Mason 5/9;
Round 7	WON 1st Innings	SOUTH ROAD 10-146 WARRADALE 3-152	D Brusnahan 4/52; A Marshall 4/27; S Mason 2/29; J Cornelissen C3; D Brusnahan 101*; T Spanton 22;
Round 8	DRAW	WARRADALE FITZROY	Abandoned Due To Heat Rule
Round 9	WON 1st Innings	KENILWORTH 9A-109 WARRADALE 8-110	J Conroy 3/17; A Marshall 4/31; D Palmer 25;
Round 10	LOST 1st Innings	WARRADALE 10-42 COROMANDEL 1-43	
Round 11	LOST 1st Innings	PLYMPTON FOOTB. 10-142 WARRADALE 10-111	D Brusnahan 2/11; J Cornelissen 2/35; D McEvoy 2/13; J Mason 3/30; J Mason 44;
Round 12	LOST Outright	WARRADALE 10-142 WESTERN YOUTH C. 8d-206 WARRADALE 10-70 WESTERN YOUTH C. 0-8	A Conley 28; J Cornelissen 22; P Monahan 24; J Conroy 3/17; B Arman C3; D Brusnahan 20;
Round 13	LOST Outright	SHEIDOW PARK 7d-210 WARRADALE 10-59 WARRADALE 10-100	A Green 4/20; P Hughes 38;
Round 14	WON 1st Innings	WARRADALE 5-223 SOUTH ROAD 10-154	A Conley 96*; P Hughes 42; A Marshall 35; A Marshall 4/31; A Green 3/21; A Wilkin 2/27;

Round 1: WARRADALE v WESTERN YOUTH CENTRE at AWAY Ground (LOST 1st Innings)

Western Youth batted first and we got off to a good start thanks to solid opening spells from Brusnahan & Marshall, which had them 2/29 off 10 overs. But from then on, our remaining bowlers all went for around 6 an over and they finished with 208 off their 40 overs.

In reply, we collapsed to be 6/38 off 13 overs, including a mid-order collapse of 5/11 in 7 overs (which took 31 minutes). The only batsman who showed any resilience was Phil Monahan with 65 in 98 minutes, and we were bowled out for 118 in the 32nd over.

Highlights

- Monahan 65 not out
- Woodifield 3/48
- Woods 3/15
- Extras 3rd top score

Season: 2017/18, Round 1		Date: 07OCT	Grade: B	Division: 4	Captain: DEY Richard	
WESTERN YOUTH CENTRE 8-208 (40 ov)						
Ord-Bowler-----	Runs off each over-----	Ovrs	Md	Runs	Wkts---	How out-----
1 BRUSNAHAN Dale	MW.2.6.2.7.2.2.6	8	1	27	1	ct1;
2 MARSHALL Ashley	M.M.4.4.4W.9.6.6	8	2	33	1	ct1;
3 CONROY Jason	1.7.4.12	4	0	24	0	
4 GREEN Anthony	9.5.6.6	4	0	26	0	
5 WOODIFIELD Andrew	7.2.8W.18W.10.1.M.2W	8	1	48	3	ct1;bo2;
6 MONAHAN Phil	8.7.7.5.2	5	0	29	0	
7 WOODS Daniel	8W.3W.4W	3	0	15	3	ct1;bo2;
Fielding (caught,stumped,runout,asstd.r/o)-----						
FULLER P: WK(c0,s0,byes 5), PALMER D: c1, BRUSNAHAN D: c1, CONROY J: c1, WOODIFIELD A: c1,						
Fielding Votes: 1st- PALMER Dave 2nd- BRUSNAHAN Dale 3rd-						

WARRADALE 10-118 (31.5 ov)				
Ord-Min--Batsman-----	Scoring Strokes-----	How Out---	Fow &	N.O.Batsman-----
1 12 PALMER Dave	1	LBW	1- 9	BRUSNAHAN D 7
2 33 BRUSNAHAN Dale	34424	Caught	17- 30	WOODS D 2
3 15 MARSHALL Ashley	4	Caught	4- 27	BRUSNAHAN D 17
4 14 WOODS Daniel	2	Caught	2- 34	MONAHAN P 4
5 98 MONAHAN Phil	4114144414444442411414	Not Out	65	
6 10 FULLER Paul		Caught	0	MONAHAN P 4
7 6 DEY Richard	11	Bowled	2- 36	MONAHAN P 4
8 38 FONTAINE Gavin	1	Run Out	1- 58	MONAHAN P 23
9 16 GREEN Anthony	4114	Stumped	10- 97	MONAHAN P 48
10 15 CONROY Jason	111	Bowled	3- 118	MONAHAN P 65
11 2 WOODIFIELD Andrew		Caught	0	MONAHAN P 65
Extras			13	

Round 2: WARRADALE v PLYMPTON FOOTBALLERS at AWAY Ground (LOST 1st Innings)

Things went from bad to worse in this one-day game against Plympton. We batted first and were skittled for just 67 in 28.3 overs. Ash Marshall was the only contributor with the bat, making 38 in 91 minutes. After being 4/63 in 23 overs, we again collapsed, to lose 6/4 in 5.3 overs (which took just 21 minutes). That's right we lost 6 wickets in 21 minutes – at the very least we need to work on walking out to the crease a bit more slowly!

They polished the runs off easily with just 4 wickets down in the 14th over.

Highlights

- Ash Marshall 38
- Brusnahan 2/30
- Ben Arman 2/5
- Extras 3rd top score

Season: 2017/18, Round 2		Date: 14OCT	Grade: B	Division: 4	Captain: DEY Richard				
WARRADALE 10-67 (28.3 ov)									
Ord	Min	Batsman	Scoring Strokes	How Out	Runs	Fow &	N.O.	Batsman	
1	2	PALMER Dave		Caught	0	1- 0		DEY R	0
2	11	DEY Richard		Caught	0	2- 2		MARSHALL A	0
3	91	MARSHALL Ashley	412144111412144111	Run Out	38	7- 65		MATTHEWS J	0
4	13	CLYDESDALE Matt	41	Bowled	5	3- 8		MARSHALL A	0
5	33	MONAHAN Phil	111114	Caught	9	4- 44		MARSHALL A	23
6	28	BRUSNAHAN Dale	411	Caught	6	5- 63		MARSHALL A	36
7	6	MARKS Greg		Bowled	0	6- 64		MARSHALL A	37
8	9	MATTHEWS Jacob		Bowled	0	9- 65		CROUCH J	0
9	1	ARMAN Ben		Caught	0	8- 65		MATTHEWS J	0
10	10	CROUCH Jack	1	Not Out	1				
11	5	WOODIFIELD Andrew	1	Bowled	1	10- 67		CROUCH J	1
		Extras			7				
PLYMPTON FOOTBALLERS 4-68 (13.1 ov)									
Ord	Bowler	Runs off each over	Ovrs	Md	Runs	Wkts	How out		
1	BRUSNAHAN Dale	M.7.5W.6W.9.M.3	7	2	30	2	ct1;bo1;		
2	MARSHALL Ashley	2.10	2	0	12	0			
3	MATTHEWS Jacob	4.5.9	3	0	18	0			
4	ARMAN Ben	4W.1	1.1	0	5	2	ct2;		
Fielding (caught, stumped, runout, asstd.r/o)									
MARKS G: WK(c2,s0,byes 2), ARMAN B: c1,									
Fielding Votes:		1st- ARMAN Ben		2nd- MATTHEWS Jacob		3rd-			

Round 3: WARRADALE v COROMANDEL at Mawson/Marymount (WON 1st Innings)

Yay, a match where we weren't pathetic and we finally had more than 1 contributor with the bat. Coromandel batted first and the star of the show was Dale Brusnahan who got two early breakthroughs in his first spell, and then cleaned up the tail in his second spell (including a hat-trick) to finish with career best figures of 6/29 - and became the 5th youngest player in the club's history to take a six-for. We bowled them out for 112.

Our run chase was going well at 2/77 off 23 overs, but talk of perhaps going for an outright led to a couple of sloppy dismissals which was the catalyst for another batting collapse of 5/16, which left us at 7/93. The difference this time was the smallish size of the run chase and the fact that we had Troy Spanton shoring up the lower order with a patient but crucial 14 runs in 90 minutes. We eventually got the runs 7 wickets down.

Highlights

- Brusnahan 6/29 & hat-trick
- Ben Arman 1/22 off 11 as an opener
- Troy Spanton 14* in 90 minutes

Season: 2017/18, Round 3		Date: 21OCT/28OCT	Grade: B	Division: 4	Captain: DEY Richard		
COROMANDEL 10-112 (40.4 ov)							
Ord	Bowler	Runs off each over	Ovrs	Md	Runs Wkts	How out	
1	BRUSNAHAN Dale	1.M.5W.MW.4.7.M.10.2W.10.0W	9.4	3	29 6	ct2;bo4;	
2	ARMAN Ben	2.4.2.2.6.4.M.M.1W.M.1	11	3	22 1	ct1;	
3	MARSHALL Ashley	1.MW.M.3.M.3.9.4.4	9	3	24 1	ct1;	
4	MASON Steve	2.M.3W.4.5.3.M.3.4.4.8	11	2	36 1	lb1;	
Fielding (caught, stumped, runout, asstd.r/o)							
TONKIN A: WK(c0,s0,byes 0), BRUSNAHAN D: r1, DEY R: c2, MARSHALL A: c1, HUGHES P: c1,							
Fielding Votes: 1st- BRUSNAHAN Dale 2nd- DEY Richard 3rd-							
WARRADALE 7-114 (51 ov)							
Ord	Min	Batsman	Scoring Strokes	How Out	Runs	Fow & N.O.	Batsman
1	40	BRUSNAHAN Dale	46412441	Caught	26	2- 30	MARSHALL A 0
2	26	DEY Richard	1	Caught	1	1- 17	BRUSNAHAN D 15
3	55	MARSHALL Ashley	141461144	Caught	26	3- 77	HUGHES P 19
4	45	HUGHES Peter	1441111114	Caught	19	4- 77	MONAHAN P 0
5	15	MONAHAN Phil	1	Caught	1	5- 78	SPANTON T 0
6	90	SPANTON Troy	111112412	Not Out	14		
7	18	BARRITT Henry	2	Caught	2	6- 81	SPANTON T 0
8	24	TONKIN Andrew	42	Bowled	6	7- 93	SPANTON T 5
9	33	ARMAN Ben	44	Not Out	8		
		MASON Steve		dnb			
		WOODIFIELD Andrew		dnb			
		Extras			11		

Round 4: WARRADALE v KENILWORTH at AWAY Ground (LOST 1st Innings)

We batted first and got off to a great start to be 2/94 in the 19th over, thanks to a swashbuckling 46 in 41 minutes from Dale Brusnahan. Then came the inevitable collapse - this time 5/9 in 8 overs, including 3/0 in a single over. A late order partnership between Andrew Tonkin and Steve Mason got us to 129.

They passed our score 4 wickets down and we eventually bowled them out for 185 thanks to a career defining 6/40 from an up and coming off-spinner called Jason Conroy. They sent us back in to go for the outright but they were thwarted by Troy Spanton who batted for 141 minutes for his 25 not out.

Highlights

- Brusnahan 46 & 18, 3/58 & 3 catches
- Jason Conroy 6/40
- Troy Spanton 25* in 141 minutes

Season: 2017/18, Round 4		Date: 04NOV/11NOV	Grade: B	Division: 4	Captain: DEY Richard
WARRADALE 9A-129 (38.2 ov)					
Ord-Min	Batsman	Scoring Strokes	How Out	Runs	Fow & N.O. Batsman
1	37 MONAHAN Phil	142144	Caught	16	1- 49 BRUSNAHAN D 31
2	41 BRUSNAHAN Dale	4164244241446	Caught	46	2- 64 MARSHALL A 0
3	35 MARSHALL Ashley	11414	Caught	11	3- 94 HUGHES P 9
4	32 HUGHES Peter	261	Bowled	9	4- 94 BARRITT H 0
5	28 BARRITT Henry	1112	Caught	5	7-103 TONKIN A 0
6	1 DEY Richard		LBW	0	5- 94 BARRITT H 0
7	8 MARKS Greg		Bowled	0	6- 96 BARRITT H 0
8	58 TONKIN Andrew	14412241	Bowled	19	9-129 CONROY J 0
9	40 MASON Steve	12	Run Out	3	8-129 TONKIN A 19
10	1 CONROY Jason		Not Out	0	
	SPANTON Troy		dnb		
	Extras			20	

KENILWORTH 10-185 (32.4 ov)						
Ord-Bowler	Runs off each over	Ovrs	Md	Runs	Wkts	How out
1 MARSHALL Ashley	2.2.2.2.2.11.2	7	0	23	0	
2 BRUSNAHAN Dale	10W.1.5.M.3.12.5.2.4.10.6.MW.MW	13	3	58	3	ct1;bo1;lb1;
3 CONROY Jason	2W.5.3W.2.10WW.18W.0W	6.4	0	40	6	ct5;st1;
4 MASON Steve	7.7	2	0	14	0	
5 BARRITT Henry	13	1	0	13	0	
6 SPANTON Troy	4.4W.20	3	0	28	1	ct1;
Fielding (caught, stumped, runout, asstd.r/o)						
MARKS G: WK(c1,s1,byes 3), BRUSNAHAN D: c3, TONKIN A: c1, MASON S: c1, CONROY J: c1,						
Fielding Votes: 1st- BRUSNAHAN Dale 2nd- MASON Steve 3rd-						

WARRADALE 4-85 (36 ov)					
Ord-Min	Batsman	Scoring Strokes	How Out	Runs	Fow & N.O. Batsman
1	141 SPANTON Troy	1211411212441	Not Out	25	
2	22 BRUSNAHAN Dale	441144	Bowled	18	1- 18 SPANTON T 0
3	24 BARRITT Henry	121	Bowled	4	2- 29 SPANTON T 5
4	54 HUGHES Peter	2424	Caught	12	3- 56 SPANTON T 16
5	11 MARSHALL Ashley	11242	Caught	10	4- 75 SPANTON T 24
6	26 MONAHAN Phil	44	Not Out	8	
	Extras			8	

Round 5: WARRADALE v FITZROY at Mawson/Marymount (LOST 1st Innings)

We batted first and had our most consistent batting performance of the season so far. Although we still had our characteristic middle order collapse of 5/5 in 5 overs, we nearly batted the full 60 overs thanks to 6 players batting for 40 minutes or longer. We made 162 with Troy Spanton at the top of the order making 30 and Richie Dey in the lower order making 39.

We had them 3/62 but their run rate was never really below 5 per over and they got the runs comfortably. Braedon Tonkin toiled hard with 15 consecutive overs for 1/58.

Highlights

- Troy Spanton 30 in 90 minutes
- Richie Dey 39
- Steve Mason 18* in 62 minutes @ no.10

Season: 2017/18, Round 5		Date: 18NOV/25NOV	Grade: B	Division: 4	Captain: DEY Richard
WARRADALE 10-162 (58.2 ov)					
Ord-Min	Batsman	Scoring Strokes	How Out	Runs	Fow & N.O. Batsman
1	50 CONLEY Andrew	2114	Bowled	8	1- 20 SPANTON T 8
2	90 SPANTON Troy	114112142214141	Cght & B.	30	2- 49 BARRITT H 5
3	68 BARRITT Henry	14441	Caught	14	3- 65 HUGHES P 6
4	44 HUGHES Peter	1411424	Caught	17	4- 94 CORNELI'EN J 17
5	22 CORNELISSEN Jack	662111	Caught	17	6- 94 DEY R 0
6	1 CLARIDGE Daniel		Stumped	0	5- 94 CORNELI'EN J 17
7	62 DEY Richard	14144444661	Caught	39	9-148 MASON S 10
8	8 TONKIN Andrew	4	Bowled	4	7- 98 DEY R 0
9	4 TONKIN Braedon		Caught	0	8- 99 DEY R 1
10	62 MASON Steve	44241111	Not Out	18	
11	16 CONROY Jason	1112	Caught	5	10-162 MASON S 18
	Extras			10	

FITZROY 5-242 (45 ov)						
Ord-Bowler-----	Runs off each over-----	Ovrs	Md	Runs	Wkts	How out-----
1 CORNELISSEN Jack	10.6.1.8.2.3W.3.4.8W	9	0	45	2	ct2;
2 MASON Steve	MW.9.4.5.6.7.6	7	1	37	1	ct1;
3 TONKIN Braedon	M.4.M.1W.1.5.4.14.11.1.3.M.2.2.10	15	3	58	1	bo1;
4 CONROY Jason	5W.4.1.3.6.11	6	0	30	1	bo1;
5 CLARIDGE Daniel	M.5.14.5.6.4.4.17	8	1	55	0	
Fielding (caught, stumped, runout, asstd.r/o)-----						
SPANTON T: WK(c0,s0,byes 0), TONKIN A: WK(c0,s0,byes12), c1, TONKIN B: c1, CONROY J: c1,						
Fielding Votes: 1st- CONROY Jason 2nd- CORNELISSEN Jack 3rd-						

Season: 2017/18,	Round 8	Date: 06JAN	Grade: B	Division: 4	Captain: PALMER Dave
WARRADALE Team for this Match					
PALMER Dave	HUGHES Peter	MASON Steve			
CONLEY Andrew	TONKIN Andrew	MARKS Greg			
MARSHALL Ashley	CONROY Jason	WILKIN Anthony			
MONAHAN Phil	CLARIDGE Daniel				

Round 9: WARRADALE v KENILWORTH at Mawson/Marymount (WON 1st Innings)

In Jason Conroy's 200 games celebration match (in his 201st game), he had a day out, by opening the bowling and taking the first 3 wickets, and then finishing off the day by hitting the winning runs. Thanks to all Jason's family and friends for turning up and making it a great occasion. After Jay got the ball rolling with the first three wickets, Ash Marshall cleaned up the lower order and we bowled them out for just 109 in 24 overs. Whist our reply with the bat was not overly convincing, for the third match in a row we didn't lose a clump of 5 or 6 wickets in a row, and with 4 batsmen making double figures we got over the line... Just.

Highlights

• Jason Conroy's big day – 200 games, 3/17 & 4no • Ash Marshall 4/31 & 13 • Dave Palmer 25

Season: 2017/18, Round 9		Date: 13JAN	Grade: B	Division: 4	Captain: PALMER Dave
KENILWORTH 9A-109 (24 ov)					
Ord-Bowler-----	Runs off each over-----	Ovrs	Md	Runs	Wkts---How out-----
1 BRUSNAHAN Dale	2.6.1.5.M.Mw	6	2	14	1 ct1;
2 CONROY Jason	1.3W.M.2Ww.11	5	1	17	3 ct3;
3 MASON Steve	5.5.12	3	0	22	0
4 MARSHALL Ashley	5W.8.2.10W.1.1W.4W	7	0	31	4 ct1;bo1;lb2;
5 PANSINI Angelo	9.M.6	3	1	15	0
Fielding (caught,stumped,runout,asstd.r/o)-----					
SPANTON T: WK(c0,s0,byes10), ar1, CONLEY A: c1, BRUSNAHAN D: c2,ar1, MONAHAN P: c1, PALMER D: c1,					
Fielding Votes: 1st- BRUSNAHAN Dale 2nd- ARMAN Ben 3rd- MONAHAN Phil					
WARRADALE 8-110 (39 ov)					
Ord-Min--Batsman-----	Scoring Strokes-----	How Out-----	Runs-----	Fow &	N.O.Batsman-----
1 30 CONLEY Andrew	14	Run Out	5	1- 26	BRUSNAHAN D 18
2 32 BRUSNAHAN Dale	144144	Bowled	18	2- 26	PANSINI A 0
3 13 PANSINI Angelo	6	Caught	6	3- 34	MONAHAN P 1
4 21 MONAHAN Phil	1	Caught	1	4- 44	HUGHES P 8
5 52 HUGHES Peter	1412111112	Caught	15	5- 80	PALMER D 21
6 51 PALMER Dave	14441124121	Bowled	25	6- 87	SPANTON T 2
7 38 SPANTON Troy	21111	Bowled	6	8-104	CONROY J 0
8 22 MARSHALL Ashley	211414	Caught	13	7-104	SPANTON T 6
9 15 CONROY Jason	112	Not Out	4		
10 12 ARMAN Ben	1	Not Out	1		
MASON Steve		dnb			
Extras			16		

WINNERS FROM BAREFOOT BOWLS DAY

L to R: Andrew Tonkin, Phil Monahan, Joel Wilkin, Andrew Conley, Andrew Woodfield, Jay Conroy

Round 10: WARRADALE v COROMANDEL at AWAY Ground (LOST 1st Innings)

A game to forget

We were bowled out for 42 in 27 overs and they got the runs in just 6 overs... embarrassing.

The fact Dan Claridge got 26 votes in our best team man award for making 4 not out says it all.

Highlights

• Dan Claridge 4 not out in 48 minutes

• Extras 2nd top score with 8

Season:	2017/18,	Round	10	Date:	20JAN	Grade:	B	Division:	4	Captain:	PALMER Dave
WARRADALE 10-42 (26.5 ov)											
Ord-Min	Batsman	Scoring Strokes	How Out	Runs	Fov	&	N.O.	Batsman			
1	24 MONAHAN Phil	111	LBW	3	3-	15	HUGHES P	0			
2	14 BRUSNAHAN Dale	11611	Bowled	10	1-	14	MONAHAN P	2			
3	5 PANSINI Angelo		Caught	0	2-	15	MONAHAN P	3			
4	50 HUGHES Peter	2	Bowled	2	6-	21	TONKIN A	0			
5	10 PALMER Dave	11	Caught	2	4-	18	HUGHES P	0			
6	25 MARSHALL Ashley		Caught	0	5-	20	HUGHES P	2			
7	37 TONKIN Andrew	142	Bowled	7	7-	31	CLARIDGE D	1			
8	48 CLARIDGE Daniel	112	Not Out	4							
9	2 CONROY Jason		Caught	0	8-	32	CLARIDGE D	2			
10	9 ARMAN Ben	1	LBW	1	9-	34	CLARIDGE D	2			
11	8 WILKIN Anthony	14	Caught	5	10-	42	CLARIDGE D	4			
	Extras			8							
COROMANDEL 1-43 (6 ov)											
Ord-BowLer	Runs off each over	Ovrs	Md	Runs	Wkts	How out					
1	BRUSNAHAN Dale	10.4	2	0	14	0					
2	CONROY Jason	5.9	2	0	14	0					
3	PANSINI Angelo	8W	1	0	8	1	ct1;				
4	ARMAN Ben	7	1	0	7	0					
Fielding (caught, stumped, runout, asstd. r/o)											
CLARIDGE D: WK(c0,s0,byes 0), BRUSNAHAN D: c1,											
Fielding Votes: 1st- WILKIN Anthony 2nd- BRUSNAHAN Dale 3rd-											

Round 11: WARRADALE v PLYMPTON at Mawson/Marymount (LOST 1st Innings)

This was a very disheartening game. We unveiled a couple of very handy new recruits, but unfortunately we stuffed up the transfer process for one of them, which meant he wasn't eligible to play. We picked them both anyway, but it meant that even if we won, we would probably lose the points.

Plympton batted first and we managed to bowl them out for 142 inside their 40 overs, which was a good effort. Dale Brusnahan & Jason Conroy did a good job by opening the bowling and keeping it tight early to have them 1/18 off 10 overs, but they got off the chain when our first change bowlers came on.

On a fast Marymount Oval, 142 was a very gettable score if we were good enough, but as it turned out, we weren't. Only John Mason with 44 in 96 minutes, was able to get going and we were bowled out for 111 runs with 5 overs still remaining.

Highlights

• Brusnahan 2/11 off 8 overs

• John Mason 44 & 3 wickets

• McEvoy 2/13

Season:	2017/18,	Round	11	Date:	03FEB	Grade:	B	Division:	4	Captain:	PALMER Dave
PLYMPTON FOOTBALLERS 10-142 (37.3 ov)											
Ord-BowLer	Runs off each over	Ovrs	Md	Runs	Wkts	How out					
1	BRUSNAHAN Dale	M.4.M.1.2W.1W.2.1	8	2	11	2	bo2;				
2	CONROY Jason	4.1.M.1.1.6.3.M	8	2	16	0					
3	CORNELISSEN Jack	1.12.M.M.4W.10.8W	7	2	35	2	cb1;ct1;				
4	MARSHALL Ashley	12.M.5.2.8	5	1	27	0					
5	McEVoy Dennis	1.M.1.7.4W.0W	5.3	1	13	2	ct1;bo1;				
6	MASON John	10.5.9WW.6W	4	0	30	3	ct2;lb1;				
Fielding (caught, stumped, runout, asstd. r/o)											
CLARIDGE D: WK(c1,s0,byes 6), ar1, HUGHES P: c1, MASON J: ar1, CORNELI'EN J: c2, PALMER D: c1,											
Fielding Votes: 1st- CORNELISSEN Jack 2nd- MASON John 3rd-											
WARRADALE 10-111 (34.4 ov)											
Ord-Min	Batsman	Scoring Strokes	How Out	Runs	Fov	&	N.O.	Batsman			
1	33 CONLEY Andrew	4111121	LBW	11	2-	29	MASON J	6			
2	20 HUGHES Peter	111144	LBW	12	1-	18	CONLEY A	6			
3	96 MASON John	21121322414111111111444	Stumped	44	7-	103	PALMER D	4			
4	14 McEVoy Dennis	1111	Bowled	4	3-	39	MASON J	10			
5	48 MARSHALL Ashley	111141	LBW	9	4-	68	MASON J	29			
6	1 BRUSNAHAN Dale		Caught	0	5-	68	MASON J	29			
7	6 CORNELISSEN Jack	4246	Bowled	16	6-	85	MASON J	30			
8	20 PALMER Dave	1111	Caught	4	9-	107	MONAHAN P	4			
9	2 CLARIDGE Daniel		Caught	0	8-	103	PALMER D	4			
10	11 MONAHAN Phil	411	Not Out	6							
11	4 CONROY Jason	1	Caught	1	10-	111	MONAHAN P	6			
	Extras			4							

Round 12: WARRADALE v WESTERN YOUTH CENTRE at Mawson/Marymount (LOST Outright)

Against the top side we batted first and ground our way to 142 all out off 47 overs, due to the fact there were no major collapses (normally 3/2 would be a collapse, but in the b grade this year it doesn't really qualify). Not a great score, but it was our 4th highest score of the year to date.

We had them 2/32 at stumps on the first night and an early wicket the second day gave us hope at 3/42. But it was all downhill from then on, they didn't lose another wicket before passing our score, and they batted on to 8/206 declared before sending us back in.

If we wiped off the 64 run deficit we only had to bat for 33 overs to avoid the outright defeat.

Unfortunately we fell 19 balls short. Despite an opening partnership of 39 and a last wicket partnership of 11, in the middle we lost 9/20. They only had to make 8 runs in 4 overs to win outright.

Highlights

• Andrew Conley 28 in 83 minutes

• Jason Conroy 3/17

Season: 2017/18, Round 12 Date: 10FEB/17FEB Grade: B Division: 4 Captain: PALMER Dave									
WARRADALE 10-142 (46.2 ov)									
Ord	Min	Batsman	Scoring Strokes	How Out	Runs	Fow	&	N.O.	Batsman
1	13	HUGHES Peter	24	Run Out	6	1-	7	0	CONLEY A
2	83	CONLEY Andrew	24114414214	LBW	28	3-	57	9	SPANTON T
3	37	MASON John	114211	Caught	10	2-	26	6	CONLEY A
4	35	SPANTON Troy	411111	Caught	9	4-	59	2	CORNELI'EN J
5	20	CORNELISSEN Jack	2621641	Stumped	22	6-	82	1	MONAHAN P
6	1	PALMER Dave		Caught	0	5-	59	2	CORNELI'EN J
7	43	MONAHAN Phil	144241161	Bowled	24	7-	115	2	PANSINI A
8	45	PANSINI Angelo	114121412	Caught	17	9-	131	0	SCOTT R
9	5	BRUSNAHAN Dale	1	Caught	1	8-	121	7	PANSINI A
10	31	SCOTT Ron	44	Caught	8	10-	142	3	CONROY J
11	20	CONROY Jason	12	Not Out	3				
		ARMAN Ben		dnb					
		GREEN Anthony		dnb					
		Extras			14				

WESTERN YOUTH CENTRE 8d-206 (41 ov)											
Ord	Bowler	Runs off each over					Ovrs	Md	Runs	Wkts	How out
1	CORNELISSEN Jack	1.4.10.5.9.7.7W					7	0	43	1	ct1;
2	SCOTT Ron	M.M.1W.1.3.8.6.6.1					9	2	26	1	bo1;
3	PANSINI Angelo	12					1	0	12	0	
4	BRUSNAHAN Dale	1W.1.2.5.11.2.2.5					8	0	29	1	bo1;
5	CONROY Jason	M.8W.1W.8W					4	1	17	3	ct3;
6	ARMAN Ben	M.1.3W.2.5.4.13.13					8	1	41	1	cb1;
7	MASON John	9W.M.9.7					4	1	25	1	ct1;
Fielding (caught, stumped, runout, asstd.r/o)											
SPANTON T: WK(c0,s0,byes 6), CONLEY A: c1, MASON J: c1, CORNELI'EN J: c1, ARMAN B: c3,											
Fielding Votes: 1st- ARMAN Ben 2nd- CORNELISSEN Jack 3rd-											

WARRADALE 10-70 (29 ov)									
Ord	Min	Batsman	Scoring Strokes	How Out	Runs	Fow	&	N.O.	Batsman
1	24	HUGHES Peter	444411	Caught	18	1-	39	15	BRUSNAHAN D
2	29	BRUSNAHAN Dale	4442141	Stumped	20	2-	44	0	MASON J
3	37	MASON John	1111	LBW	4	6-	56	0	CONLEY A
4	1	PANSINI Angelo		Caught	0	3-	45	0	MASON J
5	8	MONAHAN Phil	1	Caught	1	4-	48	1	MASON J
6	5	CORNELISSEN Jack	2	Bowled	2	5-	51	2	MASON J
7	24	CONLEY Andrew		Caught	0	7-	56	0	SCOTT R
8	25	SCOTT Ron	1	Caught	1	9-	59	2	CONROY J
9	1	ARMAN Ben		Caught	0	8-	56	0	SCOTT R
10	24	CONROY Jason	1142	Not Out	8				
11	9	GREEN Anthony	4	Caught	4	10-	70	8	CONROY J
		Extras			12				

WESTERN YOUTH CENTRE 0-8 (1.1 ov)									
Ord	Bowler	Runs off each over	Ovrs	Md	Runs	Wkts	How out		
1	BRUSNAHAN Dale	5	1	0	5	0			
2	CONROY Jason	2	0.1	0	2	0			
Fielding (caught, stumped, runout, asstd.r/o)									
PANSINI A: WK(c0,s0,byes 1),									

ANDREW TONKIN'S WICKET-KEEPING MASTER CLASS**Lesson 1: The Off-Side Take**

Round 13: WARRADALE v SHEIDOW PARK at AWAY Ground (LOST Outright)

In this match we fielded our oldest ever Warradale side to date, with an average age of 46.7 years. This beat our previous oldest side at 46.6 years for Bung's 300th game in 2009, and would be beaten the following match in John Smith's last game.

Sheidow Park, who needed to win outright to keep their finals chances alive, batted first and declared at 7/210 off 39 overs. Under great pressure to avoid winning the broken stump award, Greeny rose to the occasion to take 4/20 off 6 overs. In reply we were 6/31 at stumps on the first day, and eventually bowled out for 59 off 32 overs. Only Jason Conroy showed any real resistance, batting for 62 minutes for his 3 runs. We followed on, needing to bat for 50 overs to avoid the outright. We were looking okay at 3/76 off 26 overs, but yet again a collapse of 7/24 left us 6 overs short of surviving.

Highlights

- Anthony Green 4/20
- Jason Conroy 112 minutes batted over the two innings
- Andrew Tonkin's 19 bye wicket-keeping Master Class

Season: 2017/18, Round 13		Date: 24FEB/03MAR	Grade: B	Division: 4	Captain: PALMER Dave
SHEIDOW PARK 7d-210 (39 ov)					
Ord-Bowler-----	Runs off each over-----	Ovrs	Md	Runs	Wkts-----How out-----
1 BRUSNAHAN Dale	5.6.2W.6.2.6.1.1.8.9	10	0	46	1 bol;
2 JELBERT Curtis	1.10.MW.1.1.2.11.7.14	9	1	47	1 ct1;
3 CONROY Jason	1.3.3.3.5.10.12	7	0	37	0
4 SMITH John	1.5.3.5.8.7	6	0	29	0
5 GREEN Anthony	M.5W.4.5W.2.4WW	6	1	20	4 cb1;ct2;lb1;
6 MONAHAN Phil	11	1	0	11	0
Fielding (caught,stumped,runout,asstd.r/o)-----					
TONKIN A: WK(c1,s0,byes19), PALMER D: ar1, JELBERT C: c2, GREEN A: c1,ar1,					
Fielding Votes: 1st- JELBERT Curtis 2nd- CONROY Jason 3rd-					

WARRADALE 10-59 (32 ov)					
Ord-Min--Batsman-----	Scoring Strokes-----	How Out-----	Runs-----	Fow &	N.O.Batsman-----
1 16 PALMER Dave	111	Caught	3	2- 15	BRUSNAHAN D 4
2 10 JELBERT Curtis	1114	Bowled	7	1- 10	PALMER D 2
3 14 BRUSNAHAN Dale	41222	Caught	11	3- 25	HUGHES P 3
4 10 HUGHES Peter	111	Caught	3	4- 25	MONAHAN P 0
5 30 MONAHAN Phil	11	LBW	2	5- 27	CONROY J 0
6 62 CONROY Jason	111	Bowled	3	7- 42	SMITH J 4
7 5 TONKIN Andrew	1	Caught	1	6- 30	CONROY J 0
8 29 SMITH John	121	LBW	4	8- 42	CRAIGIE G 0
9 8 CRAIGIE Grant	1	Bowled	1	9- 45	GREEN A 2
10 17 GREEN Anthony	1114	Caught	7	10- 59	WILKIN A 8
11 11 WILKIN Anthony	1421	Not Out	8		
Extras			9		

WARRADALE 10-100 (44.1 ov)					
Ord-Min--Batsman-----	Scoring Strokes-----	How Out-----	Runs-----	Fow &	N.O.Batsman-----
1 25 MONAHAN Phil	11	Caught	2	1- 12	HUGHES P 9
2 85 HUGHES Peter	114211112422114111241	Bowled	38	3- 64	CONROY J 4
3 17 JELBERT Curtis	1114	Caught	7	2- 25	HUGHES P 12
4 50 CONROY Jason	1211211	Caught	9	4- 76	BRUSNAHAN D 6
5 15 BRUSNAHAN Dale	4211	Bowled	8	5- 82	CRAIGIE G 4
6 21 CRAIGIE Grant	42	Bowled	6	6- 85	SMITH J 1
7 14 SMITH John	1	Caught	1	7- 85	PALMER D 0
8 26 PALMER Dave	21	Caught	3	8- 96	GREEN A 8
9 39 GREEN Anthony	121422	Not Out	12		
10 5 TONKIN Andrew		Caught	0	9- 98	GREEN A 10
11 8 WILKIN Anthony		Bowled	0	10-100	GREEN A 12
Extras			14		

ANDREW TONKIN'S WICKET-KEEPING MASTER CLASS**Lesson 2: The Leg-Side Take**

Round 14: WARRADALE v SOUTH ROAD at Mawson/Marymount (WON 1st Innings)

In **John Smith's last game for Warradale** we assembled the oldest ever team to represent the club, with an average age of 51.9 years old. Many past players turned up to watch the game, and a great day was had by all.

We batted first and thanks to a majestic 96 not out from Andrew Conley (including 18 off the last over) we amassed 5/223 in our 40 overs.

In the field, this aging team felt every single degree of the 35 degree heat, but we held most of our catches and bowled them out for 154 in the 32nd over. Ash Marshall with 4/31 and Anthony Green with 3/21 did a great job with the ball in ensuring we weren't out there for the full 40 overs.

Highlights

- Andrew Conley 96 not out (his 7th in 90's)
- Marshall 4/31 & 35 in 15 minutes
- Green 3/21

Season: 2017/18, Round 14		Date: 10MAR	Grade: B	Division: 4	Captain: CONLEY Andrew			
WARRADALE 5-223 (40 ov)								
Ord	Min	Batsman	Scoring Strokes	How Out	Runs	Fow &	N.O.	Batsman
1	27	MONAHAN Phil	11111	Bowled	5	1- 23		CONLEY A 12
2	143	CONLEY Andrew	4441121611414144461441114141114644	Not Out	96			
3	52	HUGHES Peter	1411414414144611	Caught	42	2- 87	CONLEY A	30
4	26	GIBBIE Dom	11114114	LBW	14	3-140	CONLEY A	62
5	15	MARSHALL Ashley	614614166	Run Out	35	4-178	CONLEY A	65
6	13	TONKIN Andrew	11411	Caught	8	5-199	CONLEY A	77
7	8	GREEN Anthony	14	Not Out	5			
		SCOTT Ron		dnb				
		SMITH John		dnb				
		CONROY Jason		dnb				
		WILKIN Anthony		dnb				
		Extras			18			
SOUTH ROAD 10-154 (31.5 ov)								
Ord	Bowler	Runs off each over	Ovrs	Md	Runs	Wkts	How out	
1	SCOTT Ron	5.5.M.M.3	5	2	13	0		
2	SMITH John	19.5.7	3	0	31	0		
3	MARSHALL Ashley	15W.5.1.MW.4W.5.MW.1	8	2	31	4	ct2;bo2;	
4	GREEN Anthony	MW.M.MW.3.9.5W.4	7	3	21	3	ct2;bo1;	
5	WILKIN Anthony	6.2.8.7.1W.3W	5.5	0	27	2	bo2;	
6	CONROY Jason	MW.15.9	3	1	24	1	ct1;	
Fielding (caught, stumped, runout, asstd.r/o)								
TONKIN A: WK(c1,s0,byes 5), GIBBIE D: c1, MARSHALL A: c1, SCOTT R: c1, WILKIN A: c1,								
Fielding Votes: 1st- WILKIN Anthony 2nd- SCOTT Ron 3rd-								

WARRADALE'S OLDEST EVER SIDE

Back Row: Andrew Conley (53.8), Jason Conroy (45.1), Ash Marshall (41.8), Ron Scott (48.3), Dom Gibbie (55.9), Joel Wilkin (52.6), Peter Hughes (56.9), Anthony Green (43.6)

Middle Row: John Smith (67.0)

Front Row: Phil Monahan (57.8), Andrew Tonkin (48.4)

Average age – 51.92 years young

C GRADE CAPTAIN'S REPORT

An incredibly frustrating season for the club after such a good season last year. For the C Grade, we tried hard all year and despite a great 3-0 start we fell back to the pack pretty quickly due to players coming in and out of the side and not being able to find any consistency. Some great individual performances (Glenn Harris with 693 runs) but not enough support from those around him to allow us to post competitive scores. Our bowling was very up and down, with no-one taking a 5 wicket haul all year.

There were plenty of positives with younger players like Brayden Pansini and Tyson Craigie both showing that they will be great players in the near future. It was also awesome to see both lads playing senior cricket with their dads... I'm sure Angelo & Grant would be stoked with the performances of their boys this season. It wasn't just their application and willingness to learn – it was their temperament and the spirit in which they played the game at all times, showing respect for their team mates and the opposition throughout the season.

No matter the hardship or bad luck we faced this season, we did it as a team. One of the things I love about Warradale is that the players support each other, have fun and enjoy the game even when we're struggling. It was great to have experienced club legends like Dom, Winner, Joel and Grant mixing in and supporting our younger players, and those new to the club the past few years. At the end of the day, we're all on the field to have a good time and to make the most of these long Summer days, before heading back to the club to share a few beers with our mates.

- Thanks again to Dan Claridge for his advice and support as vice-captain again this year.
- Thanks also to those who were bumped up and down the grades this year as every grade struggled for numbers.
- Thanks to Phil at selections and to the other captains for working together to try and give each grade a competitive team every game when we were struggling for consistency. You can't keep everyone happy and we did the best we could all year to try and make finals, but after such a good year last year it just wasn't to be.
- Special mention to Dave Palmer for his efforts with the B grade after Xmas – taking on the job, and helping the C's to try and make the finals in the last few games was greatly appreciated!!



Brett Bryson
C Grade Captain

2017/18 BATTING STATISTICS IN C GRADE

Player Name	Ga	Batting Inn	NO	Runs	Ave	Innings Hi	Scores 100	50	30	0	Pshps 100	% 50	% 30	Score 6's	Strokes 4's	1's	Fld Ct	W'Keeping Ct	St	Bye	Gam
HARRIS Glenn	14	12	3	693	77.0	137	2	4	3	-	1	6	31	64	35	76	148	5	-	-	-
PANSINI Angelo	7	7	-	196	28.0	44	-	-	-	-	-	2	16	61	16	16	28	5	-	-	-
GIBBIE Dom	9	7	1	185	30.8	74	-	1	1	-	1	-	14	42	1	25	51	2	-	-	-
SMITH Tim	11	10	1	140	15.6	35	-	-	3	-	1	3	8	33	1	22	36	1	5	-	39
BRYSON Brett	13	10	3	123	17.6	33*	-	-	1	1	-	1	6	34	-	17	43	5	-	-	5
CONLEY Andrew	3	3	-	118	39.3	77	-	1	1	-	1	3	17	36	1	15	46	-	-	-	-
CRAIGIE Grant	7	6	-	93	15.5	40	-	-	2	1	-	2	9	41	1	14	19	3	-	3	1
SCOTT Ron	8	6	1	88	17.6	47	-	-	1	1	-	1	8	46	1	11	20	1	-	-	-
CLARIDGE Daniel	10	9	1	83	10.4	33	-	-	1	2	-	-	4	51	2	10	17	6	1	-	3
CRAIGIE Tyson	11	10	4	67	11.2	15*	-	-	-	1	-	-	5	31	-	9	25	6	-	-	-
HUGHES Peter	2	2	1	42	42.0	28	-	-	-	-	-	-	19	32	1	3	14	-	-	-	-
CLYDESDALE Matt	1	1	-	33	33.0	33	-	-	1	-	-	-	23	32	-	3	15	2	-	-	-
PANSINI Brayden	10	7	3	29	7.3	16	-	-	-	2	-	-	2	44	-	1	11	-	-	-	-
TYNSKI Simon	5	4	-	17	4.3	8	-	-	-	1	-	-	3	49	-	2	5	1	1	-	1
LIGHTFOOT Derek	1	2	-	16	8.0	16	-	-	-	1	-	-	4	24	-	4	-	-	-	-	-
MARKS Greg	5	4	-	16	4.0	9	-	-	-	1	-	-	2	73	-	3	2	-	4	3	22
CONROY Jason	2	1	1	15	-	15*	-	-	-	-	-	-	4	56	-	2	2	1	-	-	-
BARRITT Henry	1	1	-	15	15.0	15	-	-	-	-	-	-	11	58	-	2	7	-	-	-	-
WILKIN Anthony	2	1	1	14	-	14*	-	-	-	-	-	-	3	41	-	2	4	-	-	-	-
CORNELISSEN Jack	1	1	-	14	14.0	14	-	-	-	-	-	-	8	44	-	3	2	-	-	-	-
BATES Simon	2	2	-	11	5.5	11	-	-	-	1	-	1	2	18	-	-	7	1	-	-	-
BROWNE Noel	1	1	-	7	7.0	7	-	-	-	-	-	-	6	78	1	-	1	1	-	-	-
GREEN Anthony	3	3	-	7	2.3	6	-	-	-	1	-	-	2	18	-	-	1	1	-	-	-
MARTIN Anthony	1	1	-	4	4.0	4	-	-	-	-	1	2	7	-	-	4	-	-	-	-	-
GULATI Sandeep	1	1	-	2	2.0	2	-	-	-	-	-	2	10	-	-	2	-	-	-	-	-
WOODIFIELD Andrew	6	4	1	2	0.7	1	-	-	-	1	-	-	0	8	-	-	2	-	-	-	-
ARMAN Sam	2	1	1	1	-	1*	-	-	-	-	-	-	0	50	-	-	1	-	-	-	-
TONKIN Andrew	2	1	-	1	1.0	1	-	-	-	-	-	-	1	20	-	-	1	-	-	8	1
CROUCH Jack	7	5	1	1	0.3	1	-	-	-	3	-	-	0	4	-	-	1	1	-	-	-
CANDLETT Shane	1	-	-	0	-	-	-	-	-	-	-	-	0	-	-	-	-	-	-	-	-
STUART Dave	1	-	-	0	-	-	-	-	-	-	-	-	0	-	-	-	-	-	-	-	-
SMITH John	2	1	-	0	0.0	0	-	-	-	1	-	-	0	-	-	-	-	-	-	-	-
SPANTON Troy	1	1	-	0	0.0	0	-	-	-	1	-	-	0	-	-	-	2	-	-	-	-
JEYNES Steve	3	2	-	0	0.0	0	-	-	-	2	-	-	0	-	-	-	1	-	-	-	-

2017/18 BOWLING STATISTICS IN C GRADE

Player Name	Ga	Bowling Inn	Overs	Mdn	Runs	Wkt	Ave	Innings Best	Fig 5w	% 3w	% Tm	How Ct	Out Bo	Lb	St	Wkt/ InnB	Ball/ Wkt	Run/ Over
BRYSON Brett	13	12	76	10	335	13	25.8	4/55	-	1	15	7	4	2	-	1.1	35.1	4.4
SCOTT Ron	8	7	54	13	156	10	15.6	4/27	-	1	22	7	2	-	1	1.4	32.4	2.9
CLARIDGE Daniel	10	10	82.4	14	329	10	32.9	2/18	-	13	7	2	1	-	1	1.0	49.6	4.0
PANSINI Angelo	7	6	45	8	169	9	18.8	3/9	-	1	19	7	1	1	-	1.5	30.0	3.8
PANSINI Brayden	10	9	54.3	8	191	8	23.9	3/33	-	1	13	3	3	1	1	0.9	40.9	3.5
CROUCH Jack	7	5	28	3	144	5	28.8	2/20	-	13	5	-	-	-	-	1.0	33.6	5.1
CLYDESDALE Matt	1	1	4.2	-	18	4	4.5	4/18	-	1	40	3	1	-	-	4.0	6.5	4.2
HARRIS Glenn	14	10	49	6	182	4	45.5	1/3	-	-	4	2	1	1	-	0.4	73.5	3.7
WILKIN Anthony	2	2	19	4	43	3	14.3	2/22	-	-	20	2	-	1	-	1.5	38.0	2.3
WOODIFIELD Andrew	6	4	14	2	50	3	16.7	2/10	-	-	9	2	-	1	-	0.8	28.0	3.6
CORNELISSEN Jack	1	1	7	-	56	3	18.7	3/56	-	1	38	1	-	2	-	3.0	14.0	8.0
STUART Dave	1	1	8	3	8	2	4.0	2/8	-	-	25	1	1	-	-	2.0	24.0	1.0
BROWNE Noel	1	1	7	1	21	2	10.5	2/21	-	-	40	2	-	-	-	2.0	21.0	3.0
JEYNES Steve	3	2	8	2	24	2	12.0	2/15	-	-	7	2	-	-	-	1.0	24.0	3.0
SMITH Tim	11	3	9	-	48	2	24.0	1/16	-	-	3	-	2	-	-	0.7	27.0	5.3
CRAIGIE Tyson	11	5	13	1	81	2	40.5	1/14	-	-	3	1	-	-	1	0.4	39.0	6.2
CANDLETT Shane	1	1	5	1	8	1	8.0	1/8	-	-	13	-	1	-	-	1.0	30.0	1.6
MARTIN Anthony	1	1	8	1	19	1	19.0	1/19	-	-	17	1	-	-	-	1.0	48.0	2.4
SMITH John	2	1	7	-	23	1	23.0	1/23	-	-	7	1	-	-	-	1.0	42.0	3.3
LIGHTFOOT Derek	1	1	2	-	25	1	25.0	1/25	-	-	11	1	-	-	-	1.0	12.0	12.5
SPANTON Troy	1	1	5	-	32	1	32.0	1/32	-	-	10	1	-	-	-	1.0	30.0	6.4
GREEN Anthony	3	3	18	5	51	1	51.0	1/15	-	-	7	-	1	-	-	0.3	108.0	2.8
CONROY Jason	2	1	3	-	6	-	-	-	-	-	-	-	-	-	-	0.0	0.0	2.0
GULATI Sandeep	1	1	12	6	13	-	-	-	-	-	-	-	-	-	-	0.0	0.0	1.1

2017/18 RUNS FROM EACH BATTING POSITION IN C GRADE

Player Name	Gam	Opener	No.3	No.4	No.5	No.6	No.7	No.8	No.9	No.10	No.11
HARRIS Glenn	14	120@	-	35@ 35	304@ 76	195@ 49	39@ -	-@ -	-@ -	-@ -	-@ -
PANSINI Angelo	7	110@ 28	86@ 29	-@ -	-@ -	-@ -	-@ -	-@ -	-@ -	-@ -	-@ -
GIBBIE Dom	9	123@ 25	-@ -	-@ -	-@ -	62@ 62	-@ -	-@ -	-@ -	-@ -	-@ -
SMITH Tim	11	136@ 17	-@ -	4@ 4	-@ -	-@ -	-@ -	-@ -	-@ -	-@ -	-@ -
BRYSON Brett	13	-@ -	-@ -	-@ -	-@ -	60@ 30	42@ 14	13@ 13	7@ 7	-@ -	1@ -
CONLEY Andrew	3	118@ 39	-@ -	-@ -	-@ -	-@ -	-@ -	-@ -	-@ -	-@ -	-@ -

2017/18 MOST MINUTES PER INNINGS IN C GRADE (MIN. 3 INNINGS)

Rank	Player Name	Gam	All Inn	Timed Inn	Total Minutes	Minutes per Inning	Runs per Minute
1	CONLEY Andrew	3	3	3	319	106.33	0.370
2	GIBBIE Dom	9	7	7	540	77.14	0.343
3	HARRIS Glenn	14	12	12	768	64.00	0.902
4	SMITH Tim	11	10	10	392	39.20	0.357
5	SCOTT Ron	8	6	6	225	37.50	0.391
6	CRAIGIE Tyson	11	10	10	312	31.20	0.215

2017/18 MOST PARTNERSHIP RUNS IN C GRADE

Rank	Player Name	Gam	Total Pship Runs	Pship Runs per Inn	Best PShip	Pshps of 100	50	30	Player Runs	% of P'ship
1	HARRIS Glenn	14	1075	89.6	107	1	6	6	693	64.5
2	GIBBIE Dom	9	436	62.3	110	1	-	1	185	42.4
3	SMITH Tim	11	418	41.8	107	1	3	1	140	33.5
4	BRYSON Brett	13	365	36.5	81	-	1	2	123	33.7
5	CONLEY Andrew	3	329	109.7	110	1	3	-	118	35.9
6	PANSINI Angelo	7	321	45.9	70	-	2	2	196	61.1
7	CRAIGIE Grant	7	225	37.5	87	-	2	-	93	41.3
8	CRAIGIE Tyson	11	214	21.4	29	-	-	-	67	31.3

C GRADE MATCH REPORTS

2017/18 Division 6 Premiership Table

Rank	Team	P	W2	W1	D	L1	L2	Wkts Lost	Runs For	Wkts Taken	Runs Agnst	Points	Quotient
1	Keswick III	14	1	9	1	3	0	77	2041	111	2114	71	1.3918
2	Cove II	14	1	8	1	4	0	86	1990	117	1673	66	1.6182
3	Plympton Footballers III	14	1	7	1	5	0	105	2401	109	1687	61	1.4775
4	Coromandel Ramblers III	14	1	6	1	6	0	92	2209	124	2067	56	1.4404
5	Western Youth Centre III	14	1	6	1	6	0	97	2262	101	2336	55	1.0083
6	Warradale III	14	0	6	1	7	0	105	2257	95	2139	46	0.9547
7	Mitchell Park III	14	0	5	1	8	0	97	1895	106	2268	41	0.9131
8	South Road III	14	0	0	1	8	5	157	1248	53	2019	11	0.2087

Summary of C Grade Results

Round 1	WON 1st Innings	WARRADALE 6-141 MITCHELL PARK 10-126	P Hughes 28; M Clydesdale 33; D Claridge 33; B Bryson 33*; S Jeynes 2/15; M Clydesdale 4/18;
Round 2	WON 1st Innings	SOUTH ROAD 8-77 WARRADALE 3-83	D Stuart 2/8; D Claridge 2/19; G Harris 37*;
Round 3	WON 1st Innings	WARRADALE 6-329 WESTERN YOUTH C. 10-162	T Smith 21; A Conley 77; A Pansini 36; G Harris 88; G Craigie 35; D Gibbie 28*; A Wilkin 2/22; B Bryson 4/55; A Pansini 2/20;
Round 4	LOST 1st Innings	CORO RAMBLERS 9-280 WARRADALE 10-141 WARRADALE 4-221	A Pansini 2/55; T Smith 35; A Pansini 27; G Harris 39*; T Smith 30; A Pansini 23; G Harris 120*;
Round 5	LOST 1st Innings	WARRADALE 10-92 COVE 1-105	G Harris 28; R Scott 22*;
Round 6	LOST 1st Innings	WARRADALE 9-164 KESWICK 3-169	T Smith 34; R Scott 47; G Harris 51;
Round 7	LOST 1st Innings	PLYMPTON FOOT. 9-253 WARRADALE 10-197	J Crouch 2/20; R Scott 4/27; T Craigie C3; D Gibbie 74; A Conley 35; B Bryson 21;
Round 8	DRAW	WARRADALE COVE	Match Abandoned Due To Heat Rule
Round 9	WON 1st Innings	WARRADALE 9-134 CORO RAMBLERS 8-133	G Harris 68; R Scott 2/16; D Claridge 2/23; B Pansini 2/19; G Marks C3 S2;
Round 10	LOST 1st Innings	WARRADALE 6-231 WESTERN YOUTH C. 6-232	G Harris 137; B Bryson 29*; B Pansini 3/33;
Round 11	WON 1st Innings	SOUTH ROAD 9A-77 WARRADALE 3-79	B Bryson 2/7; A Woodfield 2/10; A Pansini 44;
Round 12	LOST 1st Innings	WARRADALE 10-113 MITCHELL PARK 5-118	G Harris 20; D Claridge 2/18; N Browne 2/21;
Round 13	LOST 1st Innings	WARRADALE 10-183 KESWICK 8-256	A Pansini 37; G Harris 35; D Gibbie 34; J Cornelissen 3/56; B Bryson 2/26;
Round 14	WON 1st Innings	PLYMPTON FOOT. 8-145 WARRADALE 8-146	B Bryson 2/25; A Pansini 3/9; A Pansini 25; G Craigie 40; G Harris 52;

Round 1: WARRADALE v MITCHELL PARK at AWAY Ground (WON 1st Innings)

A good start to the season with a gutsy win over a team we've had the wood on over the last few seasons. Three players ended up on 33 runs apiece for the Wazza's, and we defended 141 after Mitchell Park looked to be in the box seat at 2/81. 4 wickets to Matty Clydesdale to go with his 33 runs – sadly this would be Matt's only game for the season due to other commitments and injury.

Season: 2017/18, Round 1		Date: 07OCT	Grade: C	Division: 6	Captain: BRYSON Brett	
WARRADALE 6-141 (40 ov)						
Ord-Min	Batsman	Scoring Strokes	How Out	Runs	Fow &	N.O. Batsman
1 98	HUGHES Peter	11141612214211	Bowled	28	3- 47	CLYDESDALE M 10
2 15	SPANTON Troy		Caught	0	1- 3	HUGHES P 3
3 25	TYNSKI Simon	421	Caught	7	2- 15	HUGHES P 7
4 121	CLYDESDALE Matt	121111111114111422411	Caught	33	5-118	BRYSON B 11
5 50	CLARIDGE Daniel	61221611411421	Caught	33	4- 91	CLYDESDALE M 18
6 28	BRYSON Brett	14211114441441	Not Out	33		
7 1	JEYNES Steve		Caught	0	6-118	BRYSON B 11
8 9	CRAIGIE Tyson		Not Out	0		
	SCOTT Ron		dnb			
	CROUCH Jack		dnb			
	HARRIS Glenn		dnb			
	Extras			7		
MITCHELL PARK 10-126 (34.2 ov)						
Ord-Bowler	Runs off each over	Ovrs	Md	Runs	Wkts	How out
1 CLARIDGE Daniel	2.2.3.3.3.1W.5	7	0	19	1	lb1;
2 SPANTON Troy	6.8.7.2W.9	5	0	32	1	ct1;
3 SCOTT Ron	15.2.2W.M.1.3	6	1	23	1	ct1;
4 BRYSON Brett	4.M.M.5.1.4.2W.2	8	2	18	1	ct1;
5 JEYNES Steve	MW.9.2W.4	4	1	15	2	ct2;
6 CLYDESDALE Matt	2.5.4W.1W.6W	4.2	0	18	4	ct3;bo1;
Fielding (caught, stumped, runout, asstd, r/o)						
TYNSKI S: WK(c1,s0,byes 1), SPANTON T: c2, CLYDESDALE M: c2, CLARIDGE D: c2, JEYNES S: c1,						
Fielding Votes: 1st- CLARIDGE Daniel 2nd- JEYNES Steve 3rd-						

Round 2: WARRADALE v SOUTH ROAD at AWAY Ground (WON 1st Innings)

A very easy win against the side that ended up being thrashed every game. With captain Dutchy away, Dan Claridge stepped up to run things for the Wazza's and wickets were shared around as South Road were rolled for only 77. We lost a few quick wickets chasing but Glenn Harris, in his first game for the season, smashed 37 no off only a few overs to bank another good win to start the season.

Season: 2017/18, Round 2		Date: 14OCT	Grade: C	Division: 6	Captain: CLARIDGE Daniel			
SOUTH ROAD 8-77 (40 ov)								
Ord-Bowler-----	Runs off each over-----		Ovrs		Md	Runs	Wkts----	How out-----
1 GREEN Anthony	1.M.2.M.5.M.4.3W		8		3	15	1	bo1;
2 CANDLETT Shane	1.2.4.MW.1		5		1	8	1	bo1;
3 HARRIS Glenn	MW.1.6.2		4		1	9	1	ct1;
4 STUART Dave	2.1.M.MW.1.MW.2.2		8		3	8	2	ct1;bo1;
5 CLARIDGE Daniel	2.MW.3.7.4W.3.M.M		8		3	19	2	bo2;
6 JEYNES Steve	M.2.2.5		4		1	9	0	
7 CONROY Jason	3.2.1		3		0	6	0	
Fielding (caught,stumped,runout,asstd.r/o)-----								
SMITH T: WK(c0,s0,byes 2), GREEN A: c1, CONROY J: c1, JEYNES S: ar1, CLARIDGE D: ar1,								
Fielding Votes: 1st- GREEN Anthony 2nd- ARMAN Sam 3rd-								
WARRADALE 3-83 (19 ov)								
Ord-Min--Batsman-----	Scoring Strokes-----		How Out----		Runs----	Fow &	N.O.Batsman-----	
1 73 HUGHES Peter	121141211		Not Out		14			
2 39 GREEN Anthony	222		LBW		6	1- 18	HUGHES P 5	
3 6 TYNSKI Simon	2114		Stumped		8	2- 31	HUGHES P 9	
4 4 SMITH Tim	4		Bowled		4	3- 35	HUGHES P 9	
5 22 HARRIS Glenn	441244626211		Not Out		37			
STUART Dave			dnb					
CONROY Jason			dnb					
CANDLETT Shane			dnb					
JEYNES Steve			dnb					
CLARIDGE Daniel			dnb					
ARMAN Sam			dnb					
Extras					14			

Round 3: WARRADALE v WESTERN YOUTH CENTRE at Brighton High (WON 1st Innings)

A game where the Wazza C Grade piled on 329 runs pretty easily against an erratic WYC attack. Winner continued his great start to the season with a classy 77, followed up by a quick 36 by Angelo. Glenn clubbed his way to an effortless 88 and should have had a ton but missed one on the stumps, but by then the damage had been done. A great little 35 by Craigie Snr, who appeared to have a point to prove after captain Dutchy initially was batting above him in the line-up. WYC were shot out for 162 with Bryson picking up an expensive 4/55 to rip out the middle order. Brayden Pansini's first game in C Grade - picking up the opposition captain's wicket!! C Grade off to a great start at 3-0.

Season: 2017/18, Round 3		Date: 21OCT/28OCT	Grade: C	Division: 6	Captain: BRYSON Brett	
WARRADALE 6-329 (60 ov)						
Ord-Min	Batsman	Scoring Strokes	How Out	Runs	Fow &	N.O.Batsman
1 91	SMITH Tim	611112441	Caught	21	1- 54	CONLEY A 26
2 182	CONLEY Andrew	11111241141111141411114411411111146	Caught	77	3-197	HARRIS G 44
		2411111				
3 26	PANSINI Angelo	2461414266	Cght & B.	36	2-115	CONLEY A 45
4 96	HARRIS Glenn	4664411111411411111616614116611112	Bowled	88	4-278	CRAIGIE G 35
5 36	CRAIGIE Grant	121212444441221	Caught	35	5-283	GIBBIE D 5
6 29	GIBBIE Dom	141211442161	Not Out	28		
7 9	BRYSON Brett	411	Bowled	6	6-302	GIBBIE D 18
8 13	CONROY Jason	413421	Not Out	15		
	CLARIDGE Daniel		dnb			
	WILKIN Anthony		dnb			
	PANSINI Brayden		dnb			
	Extras			23		
WESTERN YOUTH CENTRE 10-162 (38.3 ov)						
Ord-Bowler	Runs off each over	Ovrs	Md	Runs	Wkts	How out
1 CLARIDGE Daniel	MW.1.6.4.1.1.6.6	8	1	25	1	ct1;
2 WILKIN Anthony	1.5.2.1.1W.4.8W.M	8	1	22	2	ct2;
3 HARRIS Glenn	3.2.7.10.1	5	0	23	0	
4 BRYSON Brett	4.1W.10.6.1WW.7W.11.15	8	0	55	4	ct2;bo2;
5 PANSINI Brayden	6.2.2W	3	0	10	1	bo1;
6 PANSINI Angelo	4.2.M.3.6W.3.2W	6.3	1	20	2	ct1;bo1;
Fielding (caught, stumped, runout, asstd.r/o)						
CRAIGIE G: WK(c0,s0,byes 3), c1, CLARIDGE D: WK(c1,s0,byes 3), SMITH T: c1, PANSINI A: c2, GIBBIE D: c1,						
Fielding Votes: 1st- PANSINI Angelo 2nd- PANSINI Brayden 3rd-						

LOOK ALIKES (Win takes his turn on the Van der Graaf generator)

Round 4: WARRADALE v COROMANDEL RAMBLERS at AWAY Ground (LOST 1st Innings)

A tough game against a club that we hadn't played in the past 3 years. With some regular players out and a few bowlers short we struggled to keep Coro down to 280 on a hot day in the field. Cheers to Glenn's dad Geoff for coming on to sub-field as we were short the whole day. We also lost Glenn to what appeared to be a serious knee injury while keeping – he ended up being carried off the field and spent the night in hospital!!

Our first loss, with Tim Smith making 35 and 30 opening up in each of our innings. Glenn came out the 2nd week not being able to run, and made 39no in the first innings followed up by a great 120no in the second innings to spare us losing outright.

Season: 2017/18, Round 4		Date: 04NOV/11NOV	Grade: C	Division: 6	Captain: BRYSON Brett
COROMANDEL RAMBLERS 9-280 (60 ov)					
Ord-Bowler-----Runs off each over-----Ovrs Md Runs Wkts---How out-----					
1	CLARIDGE Daniel	2.1.M.M.8.2.1.9.2W.12	11	3	37 1 ct1;
2	PANSINI Angelo	6.2.M.4.MW.1.4.5W.9.7.12.5	12	2	55 2 ct2;
3	BRYSON Brett	1.5.1.6.4.5.7.3.M.M.1.4W.9.9	14	2	55 1 lb1;
4	HARRIS Glenn	4.2.2.6	4	0	14 0
5	CROUCH Jack	4.M.14W.1.5.8.1	7	1	33 1 ct1;
6	WOODIFIELD Andrew	5W.13	2	0	18 1 ct1;
7	PANSINI Brayden	2.2.4.1.4.8.1.M	8	1	22 0
8	LIGHTFOOT Derek	15W.10	2	0	25 1 ct1;
Fielding (caught, stumped, runout, asstd.r/o)-----					
SMITH T: WK(c2,s0,byes18), ar2, PANSINI A: c1, BRYSON B: c1, CLARIDGE D: c2,ar2, Fielding Votes: 1st- LIGHTFOOT Derek 2nd- PANSINI Brayden 3rd-					
WARRADALE 10-141 (28.5 ov)					
Ord-Min--Batsman-----Scoring Strokes-----How Out---Runs---Fow & N.O.Batsman-----					
1	45 SMITH Tim	44441414441	Bowled	35	2- 78 PANSINI A 27
2	5 BATES Simon		Bowled	0	1- 8 SMITH T 4
3	45 PANSINI Angelo	4112116164	Caught	27	3- 86 LIGHTFOOT D 8
4	20 LIGHTFOOT Derek	4444	Bowled	16	4- 95 CROUCH J 0
5	19 CROUCH Jack		Bowled	0	5-104 HARRIS G 9
6	49 HARRIS Glenn	44114164111111611	Not Out	39	
7	12 BRYSON Brett		LBW	0	6-121 HARRIS G 26
8	16 CLARIDGE Daniel	41	Bowled	5	7-132 HARRIS G 31
9	6 WOODIFIELD Andrew	1	Bowled	1	8-140 HARRIS G 38
10	5 PANSINI Brayden		Bowled	0	9-141 HARRIS G 39
11	1 JEYNES Steve		LBW	0	10-141 HARRIS G 39
Extras 18					
WARRADALE 4-221 (29 ov)					
Ord-Min--Batsman-----Scoring Strokes-----How Out---Runs---Fow & N.O.Batsman-----					
1	79 SMITH Tim	114411414414	Caught	30	1-107 HARRIS G 61
2	131 HARRIS Glenn	411114114141444444611411111666146444	Not Out	120	
		461111			
3	12 PANSINI Angelo	1146164	Stumped	23	2-135 HARRIS G 65
4	12 LIGHTFOOT Derek		LBW	0	3-184 HARRIS G 106
5	18 CLARIDGE Daniel	4244	Bowled	14	4-220 HARRIS G 120
6	4 CROUCH Jack		Not Out	0	
Extras 34					

Round 5: WARRADALE v COVE at Brighton High (LOST 1st Innings)

Another tough game for the C's against a good side. With the higher grades struggling for players we lost a few up again but gained a few from the D's as their season appeared to be over due to low numbers at the club this season. Harris top scoring with 28 and Ron Scott making a patient 22 to allow us to eke out 92. In the end Cove got the runs very easily (only 1 wicket down) as our bowlers tried everything they could to sneak through. Tyson Craigie's first game with the C grade and he played well despite our loss. Brayden Pansini also bowled very well with little luck.

Season: 2017/18, Round 5		Date: 18NOV/25NOV	Grade: C	Division: 6	Captain: BRYSON Brett
WARRADALE 10-92 (37.3 ov)					
Ord-Min--Batsman-----Scoring Strokes-----How Out---Runs---Fow & N.O.Batsman-----					
1	9 SMITH Tim	14	Caught	5	1- 8 GIBBIE D 3
2	40 GIBBIE Dom	211	Caught	4	3- 35 HARRIS G 24
3	6 CRAIGIE Grant		Caught	0	2- 8 GIBBIE D 3
4	50 HARRIS Glenn	41414424211	Caught	28	6- 45 CRAIGIE T 0
5	18 GREEN Anthony	1	Bowled	1	4- 41 HARRIS G 27
6	1 CROUCH Jack		Bowled	0	5- 41 HARRIS G 27
7	33 CRAIGIE Tyson	1111	Bowled	4	7- 53 SCOTT R 4
8	75 SCOTT Ron	1111146241	Not Out	22	
9	20 BRYSON Brett	111121	Caught	7	8- 75 SCOTT R 17
10	7 GULATI Sandeep	11	Caught	2	9- 77 SCOTT R 17
11	17 PANSINI Brayden	112211	Caught	8	10- 92 SCOTT R 22
Extras 11					
COVE 1-105 (45 ov)					
Ord-Bowler-----Runs off each over-----Ovrs Md Runs Wkts---How out-----					
1	GULATI Sandeep	M.M.2.M.M.4.M.1.1.M.2.3	12	6	13 0
2	GREEN Anthony	M.4.M.3.1.2	6	2	10 0
3	BRYSON Brett	M.2.M.5.2.1.4.11	8	2	25 0
4	SCOTT Ron	9.5.M.M	4	2	14 0
5	PANSINI Brayden	M.M.M.2.5.5.M.M	8	5	12 0
6	CROUCH Jack	2.7.1W.7.7	5	0	24 1 ct1;
7	CRAIGIE Tyson	M.2	2	1	2 0
Fielding (caught, stumped, runout, asstd.r/o)-----					
SMITH T: WK(c1,s0,byes 4), Fielding Votes: 1st- CROUCH Jack 2nd- CRAIGIE Grant 3rd-					

Round 6: WARRADALE v KESWICK at Brighton High (LOST 1st Innings)

A similar story to last game with Wazza C's not managing to put enough runs on the board. We were rolled for 164 with Tim scoring another patient 30 odd. Ron Scott was given the opportunity to bat at number 3 after his good knock last game and made a great 47. Once again Glenn top scored with 51 and The Panther (Simon Bates) did his best to hold the tail together with 11 runs.

With a very depleted bowling line-up we lost the game after only 37 overs. Umpiring decisions didn't go our way this game and Baz Kearsley must have been the only person in the suburb who didn't hear their best bat hit the cover off the ball to be caught behind with only a few runs on the board. Cricket's a funny game!! We'd gone from a 3-0 start to now sitting at 3-3.

Season: 2017/18, Round 6		Date: 02DEC	Grade: C	Division: 6	Captain: BRYSON Brett				
WARRADALE 9-164 (40 ov)									
Ord	Min	Batsman	Scoring Strokes	How Out	Runs	Fow &	N.O.	Batsman	
1	84	SMITH Tim	1121114111224114411	Caught	34	3- 90	HARRIS G	4	
2	2	PANSINI Angelo	4	Bowled	4	1- 5	SMITH T	1	
3	62	SCOTT Ron	11224142114114422412111	Caught	47	2- 84	SMITH T	33	
4	82	HARRIS Glenn	1111111111116121214114111641	Caught	51	8-158	WOODIFIELD A	0	
5	1	CRAIGIE Tyson		Bowled	0	4- 90	HARRIS G	4	
6	9	CLARIDGE Daniel	12	Caught	3	5- 94	HARRIS G	5	
7	2	CROUCH Jack		Bowled	0	6- 95	HARRIS G	5	
8	47	BATES Simon	112121111	Caught	11	7-147	HARRIS G	40	
9	11	WOODIFIELD Andrew		Not Out	0				
10	3	MARKS Greg	41	Caught	5	9-163	WOODIFIELD A	0	
11	1	BRYSON Brett	1	Not Out	1				
		Extras			8				
KESWICK 3-169 (36.4 ov)									
Ord	Bowler	Runs off each over	Ovrs	Md	Runs	Wkts	How out		
1	CLARIDGE Daniel	2.4.2.1.2.11W.14	6.4	0	36	1	ct1;		
2	WOODIFIELD Andrew	5.1.4.1	4	0	11	0			
3	BRYSON Brett	1.9.9.7	4	0	26	0			
4	CROUCH Jack	5.1.9.4	4	0	19	0			
5	PANSINI Angelo	4.M.M.1.2W.5.9.9	8	2	30	1	ct1;		
6	SCOTT Ron	3.2.3.8.8.3.MW.5	8	1	32	1	ct1;		
7	SMITH Tim	8.2	2	0	10	0			
Fielding (caught, stumped, runout, asstd.r/o)									
MARKS G: WK(c0,s0,byes 5), CRAIGIE T: c1, CROUCH J: c1, BRYSON B: c1,									
Fielding Votes: 1st- PANSINI Angelo 2nd- CRAIGIE Tyson 3rd-									

Round 7: WARRADALE v PLYMPTON FOOTBALLERS at AWAY Ground (LOST 1st Innings)

Our first game this season against the team we beat in the grand final last year. These guys are a great bunch of blokes to play against but neither side gives an inch and it was always going to be a tough game. Their top order fired and they ended up with a very competitive 253. Ron Scott bowled his 15 taking a hard earned 4/27 and Jack Crouch picked up their best 2 bats with 2/20.

In response we made 197 but were well in it for most of the game. Dom made a gutsy 74 to top score and copped more than his fair share of sledging from a fired up Norman. Winner and Dom put on 110 for the 1st wicket but we just didn't have enough to get across the line. Glenn being run out by a short-sighted captain's call probably turned the match in Plympton's favour.

Season: 2017/18, Round 7		Date: 09DEC/16DEC	Grade: C	Division: 6	Captain: BRYSON Brett	
PLYMPTON FOOTBALLERS 9-253 (60 ov)						
Ord	Bowler	Runs off each over		Ovrs	Md	Runs Wkts---How out-----
1	CLARIDGE Daniel	4.9.4.5.M.14.9.7.7.17		10	1	76 0
2	HARRIS Glenn	5.5.M.5W.6.8.4.4.3.9.2.M.2.6.M		15	3	59 1 lb1;
3	CROUCH Jack	7.4W.3W.4.2.M.M		7	2	20 2 ct2;
4	SCOTT Ron	M.1.M.2.MW.3.1.2W.1.1.1W.6.1W.1.7		15	3	27 4 ct3;bol;
5	BRYSON Brett	1.6.2W.10.10.8		6	0	37 1 cbl;
6	SMITH John	1.1.8.1.1W.9.2		7	0	23 1 ct1;
Fielding (caught, stumped, runout, asstd.r/o)-----						
SMITH T: WK(c2,s0,byes 6), HARRIS G: c1, BRYSON B: c1, CRAIGIE T: c3,						
Fielding Votes:		1st- CRAIGIE Tyson		2nd- CRAIGIE Grant		3rd-
WARRADALE 10-197 (55.4 ov)						
Ord	Min	Batsman	Scoring Strokes	How Out	Runs	Fow & N.O.Batsman-----
1	154	GIBBIE Dom	442444141441114141411441111121111	Caught	74	4-152 HARRIS G 12
2	105	CONLEY Andrew	4111114114411114112	Caught	35	1-110 GIBBIE D 63
3	8	CRAIGIE Grant	414	Bowled	9	2-122 GIBBIE D 66
4	13	SCOTT Ron	144	Bowled	9	3-137 GIBBIE D 71
5	35	HARRIS Glenn	114141411	Run Out	18	5-169 BRYSON B 11
6	39	BRYSON Brett	41411214111	Caught	21	7-191 CLARIDGE D 8
7	10	CRAIGIE Tyson	4	Caught	4	6-180 BRYSON B 18
8	13	CLARIDGE Daniel	114114	Caught	12	8-195 CROUCH J 0
9	11	CROUCH Jack	1	Caught	1	10-197 ARMAN S 1
10	4	SMITH John		LBW	0	9-195 CROUCH J 0
11	4	ARMAN Sam	1	Not Out	1	
		SMITH Tim		dnb		
		Extras			13	

Round 8: WARRADALE v COVE at AWAY Ground (DRAW)

Match Abandoned due to Heat Rule.

Season: 2017/18, Round 8	Date: 06JAN	Grade: C	Division: 6	Captain: BRYSON Brett
WARRADALE Team for this Match				
SMITH Tim	HARRIS Glenn	WOODIFIELD Andrew		
PANSINI Angelo	SCOTT Ron	PANSINI Brayden		
GIBBIE Dom	CRAIGIE Tyson	BRYSON Brett		
CRAIGIE Grant	CROUCH Jack			

Round 9: WARRADALE v COROMANDEL RAMBLERS at Brighton High (WON 1st Innings)

A really tight game played with a bit of spite from both sides after our tussle earlier this season. Dom made a patient 18 opening up to continue his good form and Glenn top scored with 68 to make the bowling look easy when everyone else struggled. We made it to 134 with Brayden and Tyson making a valuable 9 runs at the end which proved the difference.

We bowled well as a team - Brayden, Dan and Ron all chiming in with 2 wickets. Brayden bowled particularly well the last few overs to restrict the runs and seal the win.

Season: 2017/18, Round 9	Date: 13JAN	Grade: C	Division: 6	Captain: BRYSON Brett
WARRADALE 9-134 (40 ov)				
<i>Ord-Min--Batsman-----</i>	<i>Scoring Strokes-----</i>	<i>How Out----</i>	<i>Runs-----</i>	<i>Fow & N.O.Batsman-----</i>
1 90 GIBBIE Dom	41112411111	Caught	18	4- 50 HARRIS G 6
2 11 SMITH Tim	11	Bowled	2	1- 9 GIBBIE D 5
3 15 SCOTT Ron	4	Bowled	4	2- 17 GIBBIE D 9
4 50 BARRITT Henry	111114114	Caught	15	3- 43 GIBBIE D 17
5 66 HARRIS Glenn	114166111166142111161141441	Bowled	68	7-125 CLARIDGE D 0
6 12 CRAIGIE Grant	1111	LBW	4	5- 73 HARRIS G 23
7 32 BRYSON Brett	1141	Caught	7	6-116 HARRIS G 59
8 14 CLARIDGE Daniel		Caught	0	9-125 CRAIGIE T 0
9 2 MARKS Greg		Bowled	0	8-125 CLARIDGE D 0
10 15 CRAIGIE Tyson	4	Not Out	4	
11 10 PANSINI Brayden	12	Not Out	3	
Extras			9	
COROMANDEL RAMBLERS 8-133 (40 ov)				
<i>Ord-BowLer-----</i>	<i>Runs off each over-----</i>	<i>Ovrs</i>	<i>Md</i>	<i>Runs Wkts---How out-----</i>
1 SCOTT Ron	1.M.M.2W.2.2.6.3W	8	2	16 2 ct1;st1;
2 HARRIS Glenn	6.1W.1.3.3.6	6	0	20 1 ct1;
3 CLARIDGE Daniel	4.3.MW.M.4.3.5W.4	8	2	23 2 ct2;
4 PANSINI Brayden	3.2W.3.1.3W.M.3.4	8	1	19 2 ct1;st1;
5 BRYSON Brett	5.M.3.3.4.4	6	1	19 0
6 SMITH Tim	6.1.6W.9	4	0	22 1 bo1;
<i>Fielding (caught, stumped, runout, asstd.r/o)-----</i>				
MARKS G: WK(c3,s2,byes 7), HARRIS G: c1, CRAIGIE T: c1,				
Fielding Votes: 1st- CLARIDGE Daniel 2nd- SMITH Tim 3rd-				

Round 10: WARRADALE v WESTERN YOUTH CENTRE at AWAY Ground (LOST 1st Innings)

A game we really should have won but somehow WYC dug deep and had luck on their side this game. On a very hot day we posted a very respectful 231 for a one day game. Glenn Harris smashed the bowling to all parts of the ground to make 137 and shared an 81 run partnership with the captain (29no).

Despite having a reasonable bowling line-up we lost the game in the 37th over as WYC threw the bat at everything on a small ground. Brayden Pansini bowled very well to take the bowling honours with 3/33. Thanks also to Angelo Pansini for coming out to sub-field for us later in the day – he took a couple of fantastic catches and ran all around the ground to try and get us across the line.

Season: 2017/18, Round 10	Date: 20JAN	Grade: C	Division: 6	Captain: BRYSON Brett
WARRADALE 6-231 (40 ov)				
<i>Ord-Min--Batsman-----</i>	<i>Scoring Strokes-----</i>	<i>How Out----</i>	<i>Runs-----</i>	<i>Fow & N.O.Batsman-----</i>
1 29 SMITH Tim	111	Bowled	3	1- 14 GIBBIE D 6
2 64 GIBBIE Dom	114124111	Run Out	16	3- 54 HARRIS G 19
3 12 SCOTT Ron		Caught	0	2- 30 GIBBIE D 13
4 116 HARRIS Glenn	26611111421121144414414161116164461	Caught	137	6-207 BRYSON B 21
5 25 GREEN Anthony	14464616411111	Bowled	0	4- 68 HARRIS G 31
6 33 MARTIN Anthony	1111	Caught	4	5-126 HARRIS G 81
7 44 BRYSON Brett	4111114411111214	Not Out	29	
8 9 CRAIGIE Tyson	144141	Not Out	15	
CROUCH Jack		dnb		
PANSINI Brayden		dnb		
SMITH John		dnb		
PANSINI Angelo		sub-fielder		
Extras			27	
WESTERN YOUTH CENTRE 6-232 (38.5 ov)				
<i>Ord-BowLer-----</i>	<i>Runs off each over-----</i>	<i>Ovrs</i>	<i>Md</i>	<i>Runs Wkts---How out-----</i>
1 SCOTT Ron	2.2.1W.M.1.14.5.15	8	1	40 1 bo1;
2 PANSINI Brayden	6.6.1W.4W.2W.9.5	6.5	0	33 3 ct2;bo1;
3 BRYSON Brett	8.7.7.2.14	5	0	38 0
4 MARTIN Anthony	1.4.3.4.4.1.2.MW	8	1	19 1 ct1;
5 CROUCH Jack	6W.10.11.11.10	5	0	48 1 ct1;
6 HARRIS Glenn	9.7	2	0	16 0
7 GREEN Anthony	6.5.5.10	4	0	26 0
<i>Fielding (caught, stumped, runout, asstd.r/o)-----</i>				
SMITH T: WK(c0,s0,byes 9), HARRIS G: c1, BRYSON B: c1, PANSINI A: c2,				
Fielding Votes: 1st- PANSINI Brayden 2nd- HARRIS Glenn 3rd-				

In another of those “cricket is a funny game” twists we had a heat out against the bottom side which more than likely cost us an easy outright win and a chance to get back into the top 4. It turned into a one-dayer the 2nd week and we rolled South Road easily for 77 again. Brayden and Tyson were nominated “co-captains” for this game and ran everything for the whole day – doing the toss, choosing the bowlers, setting fields and then the batting order. They both did a fantastic job and it was great to see them both having the chance to show what they could do in senior cricket after a few solid games in the early part of the season. Woodie chipped in with 2 wickets (as he always seems to do when he bowls) and we chased down their score for an easy win in 20 overs. Angelo clubbed an effortless 44 with co-captains Pansini and Craigie Jnr's both out in the middle when the winning runs were hit 😊

Season: 2017/18, Round 11		Date: 03FEB	Grade: C	Division: 6	Captain: BRYSON Brett
SOUTH ROAD 9A-77 (32.4 ov)					
<i>Ord-BowLer-----Runs off each over-----</i>		<i>Ovrs Md Runs Wkts-----</i>		<i>How out-----</i>	
1	SCOTT Ron	MW.3.M.1.M	5	3	4 1
2	PANSINI Brayden	M.1.5.3.0W	4.4	1	9 1
3	CRAIGIE Tyson	2.1.6.5W	4	0	14 1
4	PANSINI Angelo	6.1.2.3	4	0	12 0
5	BRYSON Brett	M.5.1W.1W	4	1	7 2
6	HARRIS Glenn	1W.1.M.1	4	1	3 1
7	SMITH Tim	3.1W.12	3	0	16 1
8	WOODIFIELD Andrew	2W.MW.2.6	4	1	10 2
<i>Fielding (caught, stumped, runout, asstd. r/o)-----</i>					
MARKS G: WK(c0,s1,byes 1), SCOTT R: c1, HARRIS G: c1, BRYSON B: c1,					
Fielding Votes:		1st- SCOTT Ron	2nd- HARRIS Glenn	3rd-	
WARRADALE 3-79 (19.5 ov)					
<i>Ord-Min--Batsman-----</i>		<i>Scoring Strokes-----</i>		<i>How Out-----Runs-----Fow & N.O.Batsman-----</i>	
1	37 SMITH Tim	21111	Caught	6	2- 53 SCOTT R 0
2	20 PANSINI Angelo	624646664	Caught	44	1- 48 SMITH T 3
3	48 SCOTT Ron	2112	Caught	6	3- 74 CRAIGIE T 8
4	43 CRAIGIE Tyson	14121	Not Out	9	
5	10 PANSINI Brayden	1	Not Out	1	
	HARRIS Glenn		dnb		
	GIBBIE Dom		dnb		
	TONKIN Andrew		dnb		
	BRYSON Brett		dnb		
	MARKS Greg		dnb		
	WOODIFIELD Andrew		dnb		
	Extras			13	

A tough game that we should have won but once again we simply didn't make enough runs to put pressure on a side lower on the ladder than us.

Runs came from the usual suspects and Tyson Craigie was looking really good on 11 before being on the wrong end of an LBW decision which appeared to be made by someone who looked suspiciously like Craigie Snr. Brayden Pansini and Joel Wilkin (two of the youngest and oldest players at the club) put on a priceless 34 run last wicket partnership – both hitting their highest scores for the season to give us some hope.

In a game we just had to win to give us a chance for finals we were unable to get early wickets the 2nd week. Browne & Claridge bowling well to get 2 wickets each.

Season: 2017/18, Round 12			Date: 10FEB/17FEB		Grade: C		Division: 6		Captain: BRYSON Brett	
WARRADALE 10-113 (55 ov)										
Ord	Min	Batsman	Scoring	Strokes	How Out	Runs	Fow	&	N.O.	Batsman
1	86	GIBBIE Dom	112	124	Bowled	11	3-	31		CRAIGIE T 4
2	16	TONKIN Andrew	1		Caught	1	1-	5		GIBBIE D 0
3	20	CRAIGIE Grant	14		Bowled	5	2-	14		GIBBIE D 1
4	102	CRAIGIE Tyson	1111111	1211	LBW	11	5-	66		BRYSON B 4
5	31	HARRIS Glenn	43442	111	Bowled	20	4-	60		CRAIGIE T 10
6	55	BRYSON Brett	111111		Caught	6	8-	78		PANSINI B 0
7	11	BROWNE Noel	16		Caught	7	6-	75		BRYSON B 5
8	17	CLARIDGE Daniel			Caught	0	7-	78		BRYSON B 6
9	47	PANSINI Brayden	121112	242	Caught	16	10-	113		WILKIN A 14
10	4	WOODFIELD Andrew	1		Bowled	1	9-	79		PANSINI B 0
11	39	WILKIN Anthony	1142	141	Not Out	14				
		TYNSKI Simon			dnb					
12		BATES Simon			sub-fielder					
		Extras				21				
MITCHELL PARK 5-118 (34 ov)										
Ord	Bowler	Runs off each over	Ovrs	Md	Runs	Wkts	How out			
1	WILKIN Anthony	1.M.1.M.1.1.1.1.MW.5.10	11	3	21	1	lb1;			
2	BRYSON Brett	4	1	0	4	0				
3	CLARIDGE Daniel	1.6.4.M.3.4WW	6	1	18	2	ct2;			
4	BROWNE Noel	2.1.1W.MW.5.3.9	7	1	21	2	ct2;			
5	PANSINI Brayden	2.8.4.1.3.10	6	0	28	0				
6	HARRIS Glenn	3.4	2	0	7	0				
7	CRAIGIE Tyson	11	1	0	11	0				
Fielding (caught, stumped, runout, asstd.r/o)										
TONKIN A: WK(c0,s0,byes 8), GIBBIE D: c1, HARRIS G: c1, BROWNE N: c1, BATES S: c1,										
Fielding Votes: 1st- HARRIS Glenn 2nd- BROWNE Noel 3rd-										

Round 13: WARRADALE v KESWICK at AWAY Ground (LOST 1st Innings)

This was another one of those "what could have been" games on a very small ground. Angelo, Glenn and Dom all batted well to make 30's but with no-one going on to post a 50 we ended up making a solid 183. With 9 overs to bowl we picked up 4/25 and it seemed like we were in with a good chance to sneak a win. Unfortunately we picked the "wrong" side of two 2nd week players and they had 2 gun bats come in that turned the game for them. Jack starred with the ball the 1st week, but broke down with a knee injury in his first over of the 2nd week.

Season: 2017/18, Round 13		Date: 24FEB/03MAR	Grade: C	Division: 6	Captain: BRYSON Brett				
WARRADALE 10-183 (48.2 ov)									
Ord	Min	Batsman	Scoring Strokes	How Out	Runs	Fow	&	N.O.	Batsman
1	48	PANSINI Angelo	144141641416	Caught	37	2-	58		HARRIS G 14
2	32	CONLEY Andrew	411	LBW	6	1-	22		PANSINI A 15
3	54	HARRIS Glenn	41414444111141	Bowled	35	5-	97		GIBBIE D 0
4	27	CORNELISSEN Jack	44411	Bowled	14	3-	90		HARRIS G 30
5	5	TYNSKI Simon	11	Caught	2	4-	97		HARRIS G 35
6	77	GIBBIE Dom	14422141222411111	Bowled	34	7-	160		BRYSON B 8
7	33	CRAIGIE Tyson	1214	Bowled	8	6-	122		GIBBIE D 14
8	59	BRYSON Brett	22414	Bowled	13	9-	173		CLARIDGE D 8
9	2	PANSINI Brayden		Bowled	0	8-	160		BRYSON B 8
10	28	CLARIDGE Daniel	1142	Not Out	8				
11	12	MARKS Greg	441	Bowled	9	10-	183		CLARIDGE D 8
		Extras			17				
KESWICK 8-256 (38.3 ov)									
Ord	Bowler	Runs off each over	Ovrs	Md	Runs	Wkts	How out		
1	CLARIDGE Daniel	2.M.M.2.4.1.5.1.10.8.6	11	2	39	0			
2	CORNELISSEN Jack	10.4W.1W.4W.15.10.12	7	0	56	3	ct1;lb2;		
3	BRYSON Brett	1W.2.2W.7.14	5	0	26	2	bo1;lb1;		
4	PANSINI Brayden	1.5W.6.7.8	5	0	27	1	bo1;		
5	PANSINI Angelo	10.1.6.2.6.12.6W	6.3	0	43	1	ct1;		
6	HARRIS Glenn	9.13	2	0	22	0			
7	CRAIGIE Tyson	16W.19	2	0	35	1	ct1;		
Fielding (caught, stumped, runout, asstd.r/o)									
MARKS G: WK(c0,s0,byes 6), CRAIGIE T: c1, CLARIDGE D: c2,									
Fielding Votes: 1st- CLARIDGE Daniel 2nd- PANSINI Brayden 3rd-									

Round 14: WARRADALE v PLYMPTON FOOTBALLERS at Brighton High (WON 1st Innings)

With finals no longer possible we played with a bit more freedom this game against our old rivals and got on top early with 2 run outs in one over. Our fielding had been patchy all season, but we turned it on this game. Angelo bowled well to take 3/9 and captain Dutchy chimed in with 2/25 to claim the bowling trophy which had been a tight contest the last few games of the season.

Chasing 145 we were cruising at 4/142 before just scraping across the line at 8/146... a series of hilarious run-outs once again proving that cricket is indeed a funny game!!

Special mention to both Craigie Jnr & Snr this game. Tyson batted very patiently against a good bowling line-up for his 12, and Grant battled the heat to post a game winning 40 to support Glenn (52), as we beat the side who ended up smashing Coro to easily take out the Grand Final a few weeks later.

Season: 2017/18, Round 14		Date: 10MAR	Grade: C	Division: 6	Captain: BRYSON Brett	
PLYMPTON FOOTBALLERS 8-145 (40 ov)						
Ord	Bowler	Runs off each over	Ovrs	Md	Runs	Wkts---How out-----
1	HARRIS Glenn	6.M.1.1.1	5	1	9	0
2	PANSINI Brayden	1.4.13.5.8	5	0	31	0
3	BRYSON Brett	M.M.4w.2.5w.4.10	7	2	25	2 ct2;
4	CLARIDGE Daniel	M.5.4.1.6.5.16	7	1	37	0
5	CRAIGIE Tyson	8.2.5.4	4	0	19	0
6	WOODIFIELD Andrew	2.M.6.3	4	1	11	0
7	PANSINI Angelo	M.2w.M.2.M.1w.3.1w	8	3	9	3 ct2;lb1;
Fielding (caught, stumped, runout, asstd.r/o)-----						
MARKS G: WK(c1,s0,byes 3), ar3, CRAIGIE G: c2, HARRIS G: ar2, TYNSKI S: c1, BRYSON B: ar1,						
Fielding Votes: 1st- HARRIS Glenn 2nd- PANSINI Brayden 3rd-						
WARRADALE 8-146 (32.3 ov)						
Ord	Min	Batsman	Scoring Strokes	How Out	Runs	& Fow N.O.Batsman-----
1	61	PANSINI Angelo	161111611111111	Caught	25	2- 43 CRAIGIE T 7
2	22	CLARIDGE Daniel	4121	Caught	8	1- 19 PANSINI A 10
3	57	CRAIGIE Tyson	411114	Bowled	12	3- 51 CRAIGIE G 1
4	54	CRAIGIE Grant	1424111114411446	Bowled	40	4-138 HARRIS G 48
5	36	HARRIS Glenn	14611241116144441114	Caught	52	5-142 MARKS G 0
6	5	MARKS Greg	2	Run Out	2	7-145 PANSINI B 0
7	2	TYNSKI Simon		LBW	0	6-145 MARKS G 2
8	7	PANSINI Brayden	1	Not Out	1	
9	1	WOODIFIELD Andrew		Run Out	0	8-145 PANSINI B 0
10	3	SMITH Tim		Not Out	0	
		BRYSON Brett		dnb		
		Extras			6	

D GRADE CAPTAIN'S REPORT

It was a difficult year for the club regarding player numbers. Selection was tough, and although the other captains tried to help getting the D grade on the field, eventually we made the sad decision to withdraw from the comp.

We did manage to get out on the park for 3 games. Our chairman of Selectors (Phil Monahan) was a great help, as were Scotty, Richie and Brett. Thanks to all the guys who played, and those who had to put up with all the phone calls.

Regarding our 3 games, there were 3 highlights worthy of a special mention. We saw 2 potentially wonderful careers started. Braden Pansini & Tyson Craigie played some excellent cricket & gave us a glimpse of what is to come. I look forward to seeing them play for many years.

I have never played with a bloke who averaged 266; even if it was over 3 games. Winner (Andrew Conley) was sensational. And he nearly drank 266 beers over those Saturdays!

Perhaps the D Grade will rise again in years to come. I certainly hope so.



As a farewell,

I recall the mantra that The Lizard liked to yell from time-to-time ...

"DD grade"

Dom Gibbie
D Grade Captain

2017/18 BATTING STATISTICS IN D GRADE

Player Name	Ga	Batting			Ave	Innings Scores					Pshps		%Tm	%Cr	Score			Fld Ct	W'keeping			
		Inn	NO	Runs		Hi	100	50	30	0	100	50			6's	4's	1's		Ct	St	Bye	Gam
CONLEY Andrew	3	3	2	266	266.0	104	1	2	-	-	1	1	52	54	1	43	74	2	-	-	-	-
GIBBIE Dom	3	3	-	78	26.0	33	-	-	1	-	1	1	15	32	-	12	26	-	-	-	-	-
PANSINI Angelo	2	2	-	46	23.0	27	-	-	-	-	-	-	12	87	3	6	2	-	-	-	-	-
BROWNE Noel	3	2	1	27	27.0	15*	-	-	-	-	-	-	5	64	2	3	3	2	-	-	-	-
CRAIGIE Grant	2	2	1	10	10.0	6*	-	-	-	-	-	-	3	13	-	-	10	-	-	-	27	2
PANSINI Brayden	2	1	1	9	-	9*	-	-	-	-	-	-	2	33	-	1	3	2	-	-	-	-
WILKIN Anthony	3	1	-	6	6.0	6	-	-	-	-	-	-	1	29	-	1	-	1	-	-	-	-
TONKIN Andrew	1	1	-	5	5.0	5	-	-	-	-	-	-	3	83	-	1	1	-	-	-	8	1
GREEN Anthony	1	1	-	4	4.0	4	-	-	-	-	-	-	3	40	-	-	2	-	-	-	-	-
CRAIGIE Tyson	2	1	-	2	2.0	2	-	-	-	-	-	-	1	40	-	-	2	-	-	-	-	-
ARMAN Sam	1	1	1	1	-	1*	-	-	-	-	-	-	1	6	-	-	1	-	-	-	-	-
BORLAND Daniel	1	1	-	1	1.0	1	-	-	-	-	-	-	1	10	-	-	1	-	-	-	-	-
FONTAINE Gavin	1	-	-	0	-	-	-	-	-	-	-	-	0	-	-	-	-	-	-	-	-	-
GULATI Sandeep	1	-	-	0	-	-	-	-	-	-	-	-	0	-	-	-	-	1	-	-	-	-
SMITH John	1	-	-	0	-	-	-	-	-	-	-	-	0	-	-	-	-	-	-	-	-	-
REVELL Glen	1	-	-	0	-	-	-	-	-	-	-	-	0	-	-	-	-	-	-	-	-	-
FULLER Paul	1	-	-	0	-	-	-	-	-	-	-	-	0	-	-	-	-	-	-	-	-	-
DESHPANDE Niranja	1	-	-	0	-	-	-	-	-	-	-	-	0	-	-	-	-	-	-	-	-	-
BATES Simon	1	-	-	0	-	-	-	-	-	-	-	-	0	-	-	-	-	-	-	-	-	-
MASON Steve	2	1	-	0	0.0	0	-	-	-	1	-	-	0	-	-	-	-	1	-	-	-	-

2017/18 BOWLING STATISTICS IN D GRADE

Player Name	Ga	Bowling						Innings			Fig	% Tm	How Out				Wkt/ InnB	Ball/ Wkt	Run/ Over
		Inn	Overs	Mdn	Runs	Wkt	Ave	Best	5w	3w			Ct	Bo	Lb	St			
GULATI Sandeep	1	2	16.1	6	22	5	4.4	4/12	-	1	42	-	5	-	-	2.5	19.4	1.4	
BROWNE Noel	3	3	24	6	103	5	20.6	3/12	-	1	24	4	1	-	-	1.7	28.8	4.3	
CRAIGIE Tyson	2	2	13.2	2	39	3	13.0	3/17	-	1	17	2	1	-	-	1.5	26.7	2.9	
WILKIN Anthony	3	3	12.1	3	49	3	16.3	2/34	-	-	14	1	2	-	-	1.0	24.3	4.0	
PANSINI Brayden	2	2	13	-	50	2	25.0	2/39	-	-	22	1	1	-	-	1.0	39.0	3.8	
ARMAN Sam	1	1	4	-	22	1	22.0	1/22	-	-	8	1	-	-	-	1.0	24.0	5.5	
PANSINI Angelo	2	2	16	1	64	1	64.0	1/34	-	-	11	-	1	-	-	0.5	96.0	4.0	
MASON Steve	2	2	13	-	98	1	98.0	1/41	-	-	11	-	1	-	-	0.5	78.0	7.5	
SMITH John	1	1	1	-	1	-	-	-	-	-	-	-	-	-	-	0.0	0.0	1.0	
GREEN Anthony	1	2	11	3	31	-	-	-	-	-	-	-	-	-	-	0.0	0.0	2.8	

2017/18 RUNS FROM EACH BATTING POSITION IN D GRADE

Player Name	Gam	Runs & Average from each Batting Position										
		Opener	No.3	No.4	No.5	No.6	No.7	No.8	No.9	No.10	No.11	
CONLEY Andrew	3	266@266	-@	-@	-	-@	-	-@	-	-@	-	-@
GIBBIE Dom	3	-@	-	78@ 26	-	-@	-	-@	-	-@	-	-@
PANSINI Angelo	2	46@ 23	-@	-	-@	-	-@	-	-@	-	-@	-@
BROWNE Noel	3	-@	-	-@	-	15@	-	-@	-	-@	-	-@
CRAIGIE Grant	2	-@	-	-@	10@ 10	-@	-	-@	-	-@	-	-@

2017/18 MOST MINUTES PER INNINGS IN D GRADE

Rank	Player Name	Gam	ALL Inn	Timed Inn	Total Minutes	Minutes per Inning	Runs per Minute
1	CONLEY Andrew	3	3	3	435	145.00	0.611
2	GIBBIE Dom	3	3	3	229	76.33	0.341
3	CRAIGIE Grant	2	2	2	58	29.00	0.172
4	PANSINI Brayden	2	1	1	16	16.00	0.563
5	GREEN Anthony	1	1	1	15	15.00	0.267
6	PANSINI Angelo	2	2	2	30	15.00	1.533

2017/18 MOST PARTNERSHIP RUNS IN D GRADE

Rank	Player Name	Gam	Total Pship Runs	Pship Runs per Inn	Best Pship	Pships of 100	50	30	Player Runs	% of P'ship
1	CONLEY Andrew	3	491	163.7	125	1	1	4	266	54.2
2	GIBBIE Dom	3	246	82.0	125	1	1	1	78	31.7
3	CRAIGIE Grant	2	80	40.0	32	-	-	2	10	12.5
4	PANSINI Angelo	2	53	26.5	30	-	-	1	46	86.8
5	BROWNE Noel	3	42	21.0	25	-	-	-	27	64.3
6	PANSINI Brayden	2	27	27.0	27	-	-	-	9	33.3
7	WILKIN Anthony	3	21	21.0	21	-	-	-	6	28.6

2017/18 BEST PARTNERSHIPS IN D GRADE

Rank	Wkt	Runs	Player Names	GrDv	Opposition	Rnd	Year
1	2nd	125	GIBBIE Dom 33 & CONLEY Andrew 104	D	MORPHETT VALE	2	2017/18
2	2nd	72	GIBBIE Dom 29 & CONLEY Andrew 76*	D	COROMANDEL	1	2017/18
3	2nd	49	GIBBIE Dom 16 & CONLEY Andrew 86*	D	PORT NOARLUNGA	4	2017/18
4	3rd	32	CRAIGIE Grant 4 & CONLEY Andrew 86*	D	PORT NOARLUNGA	4	2017/18
5	3rd	31	CONLEY Andrew 104 & CRAIGIE Grant 6*	D	MORPHETT VALE	2	2017/18
6	1st	30	PANSINI Angelo 27 & CONLEY Andrew 104	D	MORPHETT VALE	2	2017/18

D GRADE MATCH REPORTS

2017/18 Division 8 Premiersip Table

Rank	Team	P	Bye	W2	W1	D	L1	L2	Wkts Lost	Runs For	Wkts Taken	Runs Agnst	Points	Quotient
1	Coromandel III	13	1	2	8	2	1	0	54	1620	106	1471	83	2.1618
2	Morphettville Park IV	13	1	1	9	2	1	0	54	2048	96	1362	78	2.6732
3	Southern II	14	0	0	11	0	3	0	87	1610	104	1526	69	1.2612
4	Fitzroy II	13	1	1	4	1	7	0	92	1709	54	1511	51	0.6639
5	Morphett Vale II	13	1	0	6	1	5	1	101	1721	109	1854	50	1.0018
6	Coromandel Ramblers IV	14	0	0	6	1	7	0	80	1765	92	1759	45	1.1539
7	Port Noarlunga III	13	1	1	3	1	7	1	106	1506	81	1619	45	0.7108
8	North Haven V	14	0	0	5	1	6	2	117	1738	77	2070	39	0.5526
9	Happy Valley IV	13	1	0	1	1	10	1	82	997	47	1527	20	0.3742
10	Warradale IV	8	0	0	1	0	7	0	14	508	21	523	8	1.4570

Summary of D Grade Results

Round 1	LOST 1st Innings	WARRADALE 6-172 COROMANDEL 3-173	A Conley 76*; D Gibbie 29; N Browne 2/52;
Round 2	LOST 1st Innings	WARRADALE 3-203 MORPHETT VALE 6-204	A Conley 104; A Pansini 27; D Gibbie 33; A Wilkin 2/34; B Pansini 2/39;
Round 3	LOST by Forfeit	WARRADALE NORTH HAVEN	
Round 4	WON 1st Innings	PORT NOARLUNGA 10-55 WARRADALE 5d-133 PORT NOARLUNGA 2-91	S Gulati 4/12; N Browne 3/12; T Craigie 3/17; A Conley 86*;
Round 5	LOST by Forfeit	WARRADALE COROMANDEL RAMBLERS	
Round 6	LOST by Forfeit	WARRADALE MORPHETTVILLE PARK	
Round 7	LOST by Forfeit	WARRADALE FITZROY	
Round 8	LOST by Forfeit	WARRADALE SOUTHERN	

Round 1: WARRADALE v COROMANDEL at Brighton High (LOST 1st Innings)

We played against the eventual minor premiers who were a little too good for us. The 172 we posted was a good total. It was based on a typical innings from Winner this year. He starts with sound defence; then moves into terrific stoke play; and somewhere in the middle of his innings, he injures himself.

Brayden Pansini chipped in with some valuable runs at the end.

Unfortunately, they were too good for us with the bat. Our best bowler was Brayden Panini who bowled a tidy 5 overs for 11 runs. He also took a excellent skied catch off Brownie. This earned him his nickname of "Huss". Just like Mike Hussey, he can bat, bowl & field!

Season: 2017/18, Round 1		Date: 07OCT	Grade: D	Division: 8	Captain: GIBBIE Dom
WARRADALE 6-172 (40 ov)					
Ord	Min	Batsman	Scoring Strokes	How Out	Runs
1	148	CONLEY Andrew	1412142212441414414111111414111	Not Out	76
2	15	PANSINI Angelo	46414	Bowled	19
3	67	GIBBIE Dom	11144141441111	Caught	29
4	12	TONKIN Andrew	14	Bowled	5
5	3	BORLAND Daniel	1	Bowled	1
6	12	MASON Steve		Bowled	0
7	15	BROWNE Noel	1641	Caught	12
8	16	PANSINI Brayden	21141	Not Out	9
		BATES Simon		dnb	
		WILKIN Anthony		dnb	
		CONROY Dillon		sub-fielder	
		Extras			21
COROMANDEL 3-173 (30 ov)					
Ord	Bowler	Runs off each over	Ovrs	Md	Runs
1	PANSINI Angelo	2.2.6.7.5.4.3.1	8	0	30
2	MASON Steve	11.10.20.5.11	5	0	57
3	BROWNE Noel	6.9.10.8W.M.4.5.10W	8	1	52
4	WILKIN Anthony	3.3.5.MW	4	1	11
5	PANSINI Brayden	3.3.1.2.2	5	0	11
Fielding (caught, stumped, runout, asstd.r/o)					
TONKIN A: WK(c0,s0,byes 8), CONLEY A: c1, PANSINI B: c1,					
Fielding Votes: 1st- PANSINI Brayden 2nd- CONROY Dillon 3rd-					

Round 2: WARRADALE v MORPHETT VALE at Brighton High (LOST 1st Innings)

What can I say about this game?

The D grade veterans decided that this was the worst behaviour that they have ever had to endure while batting. Some of what was said was disgusting. The less said the better about these drop-kicks, the better. On the plus side, we took the field with the proper attitude and played in the true spirit of the game. Unfortunately, we lost a game we should have won.

Winner was fantastic again, knocking up a ton. Ange hit well at the start; as did Noel Bowne at the end. Our score of 203 should have been enough.

We took wickets consistently to have them 6/115. They put a 7th wicket partnership together, but they still needed 20 to win with 2 overs to go. But we did not finish the game off & lost a heart-breaker.


Joel was terrific and Brayden again bowled excellently.

Season: 2017/18, Round 2										Date: 14OCT		Grade: D		Division: 8		Captain: GIBBIE Dom	
WARRADALE 3-203 (40 ov)																	
Ord-Min		Batsman		Scoring Strokes				How Out		Runs		Fow &		N.O.		Batsman	
1	146	CONLEY Andrew		111444141111444444144411144441141114				Bowled	104	3-186		CRAIGIE G		5			
2	15	PANSINI Angelo		4426416				Caught	27	1- 30		CONLEY A		2			
3	100	GIBBIE Dom		11111411411442411				Caught	33	2-155		CONLEY A		82			
4	34	CRAIGIE Grant		111111				Not Out	6								
5	4	BROWNE Noel		4416				Not Out	15								
		FULLER Paul						dnb									
		FONTAINE Gavin						dnb									
		PANSINI Brayden						dnb									
		MASON Steve						dnb									
		WILKIN Anthony						dnb									
		CRAIGIE Tyson						dnb									
		Extras							18								
MORPHETT VALE 6-204 (39.3 ov)																	
Ord-Bowler		Runs off each over				Ovrs		Md	Runs	Wkts	How out						
1	PANSINI Angelo	1.1.MW.6.6.1.6.13				8		1	34	1	bo1;						
2	MASON Steve	11.5.7.8.3.4.1W.2				8		0	41	1	bo1;						
3	WILKIN Anthony	4.5.MW.4W.M.11.3.7				7.3		2	34	2	ct1;bo1;						
4	PANSINI Brayden	1.6.7W.10.3W.3.4.5				8		0	39	2	cb1;bo1;						
5	BROWNE Noel	4.5.2.4.M.10.14.M				8		2	39	0							
Fielding (caught, stumped, runout, asstd.r/o)																	
CRAIGIE G: WK(c0,s0,byes14), PANSINI B: c1, MASON S: c1,																	
Fielding Votes: 1st- PANSINI Brayden 2nd- MASON Steve 3rd-																	

BACK TO THE FUTURE




1992



2018

← Win

Noel →



1992



2015

Round 4: WARRADALE v PORT NOARLUNGA at Brighton High (WON 1st Innings)


After a forfeit, we managed to put a team on the park. Not the strongest in the history of WCC, Joel was our No 5 batsman! But we were happy to get on the park.

We had heard they weren't very good. And the rumours were true. We rolled them for 55. Noel Browne was superb, as was Rippi, who was too quick for them. I received a pleasant surprise when Joel broke down. I threw the ball to Tyson Craigie to finish his over and liked what I saw. His 3/17 was one of the highlights of the year. Noel also took a ripper of a caught & bowled.

Day one finished with us being 1/48. Winner & I had taken our time. I was a little concerned about losing too many wickets - especially with the tail starting at 5 (sorry Joel),

We got cracking from the start of Day 2 & got a lead of 78; so we had a crack at the outright. Winner was the star again with the bat scoring 86. We never got rolling chasing the outright & called it off with them only 2 wickets down.

Season: 2017/18, Round 4		Date: 04NOV/11NOV	Grade: D	Division: 8	Captain: GIBBIE Dom
PORT NOARLUNGA 10-55 (34.1 ov)					
Ord-Bowler-----	Runs off each over-----	Ovrs	Md	Runs	Wkts---How out-----
1 GREEN Anthony	3.1.1.M.M.M	6	3	5	0
2 WILKIN Anthony	4	0.4	0	4	0
3 GULATI Sandeep	3.1W.M.M.MW.4.2.1W.1.0W	9.1	3	12	4 bo4;
4 BROWNE Noel	5.2.M.1W.1.M.MW.3W	8	3	12	3 cb2;bo1;
5 CRAIGIE Tyson	0.5.MW.MW.1.3.2W.2.1.2.1	10.2	2	17	3 ct2;bo1;
Fielding (caught, stumped, runout, asstd.r/o)-----					
CRAIGIE G: WK(c0,s0,byes 4), CONLEY A: c1, WILKIN A: c1, BROWNE N: c2,					
Fielding Votes: 1st- WILKIN Anthony 2nd- CONLEY Andrew 3rd-					
WARRADALE 5d-133 (41 ov)					
Ord-Min--Batsman-----	Scoring Strokes-----	How Out-----	Runs-----	Fow &	N.O.Batsman-----
1 141 CONLEY Andrew	114111111441411141111111441414211	Not Out	86		
2 15 GREEN Anthony	1111412161				
3 62 GIBBIE Dom	112	Caught	4	1- 10	CONLEY A 6
4 24 CRAIGIE Grant	111121144	Caught	16	2- 59	CONLEY A 28
5 12 WILKIN Anthony	1111	Caught	4	3- 91	CONLEY A 54
6 13 CRAIGIE Tyson	42	Bowled	6	4-112	CONLEY A 68
7 10 ARMAN Sam	11	Caught	2	5-117	CONLEY A 71
SMITH John	1	Not Out	1		
DESHPANDE Niranjan		dnb			
REVELL Glen		dnb			
GULATI Sandeep		dnb			
BROWNE Noel		dnb			
Extras			14		
PORT NOARLUNGA 2-91 (20 ov)					
Ord-Bowler-----	Runs off each over-----	Ovrs	Md	Runs	Wkts---How out-----
1 GULATI Sandeep	M.M.M.2.1W.2.5	7	3	10	1 bo1;
2 GREEN Anthony	5.3.8.5.5	5	0	26	0
3 SMITH John	1	1	0	1	0
4 ARMAN Sam	4W.10.1.7	4	0	22	1 ct1;
5 CRAIGIE Tyson	7.10.5	3	0	22	0
Fielding (caught, stumped, runout, asstd.r/o)-----					
CRAIGIE G: WK(c0,s0,byes 9), GULATI S: c1,					

BACK TO THE FUTURE**Grant**

2017/18 COMBINED STATISTICS FOR ALL GRADES

2017/18 BATTING STATISTICS

		Batting					Innings Scores					Pshps		%	%	Score			Strokes	Fld	W' Keeping			
Player Name	Ga	Inn	NO	Runs	Ave	Hi	100	50	30	0	100	50	0	Tm	Cr	6's	4's	1's	Ct	Ct	St	Bye	Gam	
HARRIS Glenn	14	12	3	693	77.0	137	2	4	3	-	1	6	31	64	35	76	148	5	-	-	-	-		
CONLEY Andrew	13	13	4	604	67.1	104	1	5	1	1	2	7	28	45	5	90	174	4	-	-	-	-		
FERGUSON Haimish	14	15	-	324	21.6	95	-	1	1	2	1	1	16	56	6	38	63	7	-	-	1	1		
BRUSNAHAN Dale	12	15	1	292	20.9	101*	1	-	1	1	1	-	19	62	4	37	48	12	-	-	-	-		
BALYM Anton	14	12	1	281	25.5	76	-	3	1	2	2	1	14	42	3	29	88	-	8	9	35	12		
GIBBIE Dom	13	11	1	277	27.7	74	-	1	2	-	2	2	13	38	1	39	83	3	-	-	-	-		
FERGUSON Lachlan	14	15	3	275	22.9	65*	-	1	2	1	-	2	14	64	4	34	53	4	-	-	-	-		
MAHONEY David	13	14	1	269	20.7	68	-	1	2	1	2	2	14	38	-	26	85	3	-	-	4	1		
PANSINI Angelo	14	15	-	265	17.7	44	-	-	3	4	-	2	11	61	20	24	35	5	-	-	1	1		
TEMBY Paul	14	14	-	236	16.9	62	-	1	2	4	1	-	12	61	10	23	43	4	-	-	-	-		
HUGHES Peter	14	15	1	235	16.8	42	-	-	2	1	-	1	13	44	3	30	61	2	-	-	-	-		
MONAHAN Phil	13	14	4	187	18.7	65*	-	1	1	-	-	1	11	46	2	29	47	1	-	-	-	-		
MARSHALL Ashley	13	11	1	170	17.0	38	-	-	2	1	-	-	10	49	5	22	37	3	-	-	-	-		
SMITH Tim	11	10	1	140	15.6	35	-	-	3	-	1	3	8	33	1	22	36	1	5	-	39	5		
SPANTON Troy	13	12	2	137	13.7	30	-	-	1	2	1	-	7	26	-	11	55	4	-	-	23	4		
MONAGHAN Scott	14	14	3	127	11.5	21	-	-	-	1	-	-	6	30	-	13	51	1	-	-	-	-		
BRYSON Brett	13	10	3	123	17.6	33*	-	-	1	1	-	1	6	34	-	17	43	5	-	-	-	-		
BROOKER Christian	3	3	-	114	38.0	53	-	2	-	-	-	1	34	62	-	18	17	-	-	-	-	-		
CRAIGIE Grant	10	10	1	110	12.2	40	-	-	2	1	-	2	7	35	1	15	30	3	-	-	30	3		
PALMER Dave	14	14	1	108	8.3	38	-	-	1	3	-	1	6	40	-	12	31	3	-	-	-	-		
SCOTT Ron	10	8	1	97	13.9	47	-	-	1	1	-	1	7	45	1	13	21	2	-	-	-	-		
CORNELISSEN Jack	12	9	1	87	10.9	22	-	-	-	1	-	-	5	70	6	7	11	8	-	-	-	-		
CLARIDGE Daniel	14	12	2	87	8.7	33	-	-	1	4	-	-	4	47	2	10	19	6	2	-	9	3		
BURROWS Mark	12	11	3	73	9.1	15	-	-	-	1	-	-	4	60	3	6	15	5	-	-	-	-		
CRAIGIE Tyson	13	11	4	69	9.9	15*	-	-	-	1	-	-	4	32	-	9	27	6	-	-	-	-		
MASON John	2	3	-	58	19.3	44	-	-	1	-	-	-	18	48	-	6	21	1	-	-	-	-		
CONROY Jason	14	11	5	51	8.5	15*	-	-	-	1	-	-	2	31	-	3	22	5	-	-	-	-		
TONKIN Andrew	10	9	-	51	5.7	19	-	-	-	1	-	-	4	53	-	8	11	2	2	-	52	6		
GREEN Anthony	10	9	2	49	7.0	12*	-	-	-	1	-	-	3	32	-	6	11	2	-	-	-	-		
DEY Richard	7	6	-	48	8.0	39	-	-	1	2	-	-	5	59	2	7	6	2	-	-	-	-		
WILLIAMS Rowan	12	9	2	46	6.6	18*	-	-	-	4	-	-	2	49	1	5	5	5	-	-	-	-		
BARRITT Henry	6	6	1	40	8.0	15	-	-	-	-	-	-	4	42	-	5	14	-	-	-	-	-		
CLYDESDALE Matt	2	2	-	38	19.0	33	-	-	1	-	-	-	18	35	-	4	16	2	-	-	-	-		
PANSINI Brayden	12	8	4	38	9.5	16	-	-	-	2	-	-	2	41	-	2	14	2	-	-	-	-		
BROWNE Noel	4	3	1	34	17.0	15*	-	-	-	-	-	-	5	67	3	3	4	3	-	-	-	-		
WILKIN Anthony	9	5	2	33	11.0	14*	-	-	-	1	-	-	2	42	-	5	7	2	-	-	-	-		
MASON Steve	14	8	2	29	4.8	18*	-	-	-	3	-	-	1	18	-	3	9	2	-	-	-	-		
TYNSKI Simon	5	4	-	17	4.3	8	-	-	-	1	-	-	3	49	-	2	5	1	1	-	1	1		
LIGHTFOOT Derek	1	2	-	16	8.0	16	-	-	-	1	-	-	4	24	-	4	-	-	-	-	-	-		
TONKIN Braedon	12	6	2	16	4.0	12*	-	-	-	3	-	-	1	84	1	1	-	6	-	-	-	-		
MARKS Greg	9	6	-	16	2.7	9	-	-	-	3	-	-	1	64	-	3	2	-	7	4	29	8		
JELBERT Curtis	1	2	-	14	7.0	7	-	-	-	-	-	-	9	61	-	2	6	2	-	-	-	-		
BATES Simon	3	2	-	11	5.5	11	-	-	-	1	-	1	2	18	-	-	7	1	-	-	-	-		
ARMAN Ben	7	5	2	10	3.3	8*	-	-	-	2	-	-	1	34	-	2	2	4	-	-	-	-		
SMITH John	5	3	-	5	1.7	4	-	-	-	1	-	-	1	33	-	-	3	-	-	-	-	-		
MARTIN Anthony	2	2	1	4	4.0	4	-	-	-	-	1	1	6	-	-	4	-	-	-	-	-	-		
McEVOY Dennis	1	1	-	4	4.0	4	-	-	-	-	-	-	4	40	-	-	4	-	-	-	-	-		
BODEN Nick	2	2	-	4	2.0	4	-	-	-	1	-	-	1	27	-	-	4	-	-	-	-	-		
BELSAK Andrew	1	1	-	3	3.0	3	-	-	-	-	-	-	3	25	-	-	1	-	-	-	-	-		
SCHULTZ Kristian	2	2	-	3	1.5	2	-	-	-	-	1	20	-	-	-	-	1	-	-	-	-	-		
WOODFIELD Andrew	9	6	1	3	0.6	1	-	-	-	2	-	-	0	11	-	-	3	1	-	-	-	-		
ARMAN Sam	3	2	2	2	-	1*	-	-	-	-	-	-	0	11	-	-	2	-	-	-	-	-		
GULATI Sandeep	3	1	-	2	2.0	2	-	-	-	-	-	-	0	10	-	-	2	1	-	-	-	-		
WOODS Daniel	1	1	-	2	2.0	2	-	-	-	-	2	29	-	-	-	-	-	-	-	-	-	-		
CROUCH Jack	8	6	2	2	0.5	1*	-	-	-	3	-	-	0	7	-	-	2	1	-	-	-	-		
FONTAINE Gavin	2	1	-	1	1.0	1	-	-	-	-	-	-	0	5	-	-	1	-	-	-	-	-		
BORLAND Daniel	1	1	-	1	1.0	1	-	-	-	-	1	10	-	-	-	-	1	-	-	-	-	-		
STUART Dave	1	-	-	0	-	-	-	-	-	-	-	-	0	-	-	-	-	-	-	-	-	-		
DESHPANDE Niranja	1	-	-	0	-	-	-	-	-	-	-	-	0	-	-	-	-	-	-	-	-	-		
REVELL Glen	1	-	-	0	-	-	-	-	-	-	-	-	0	-	-	-	-	-	-	-	-	-		
CANDLETT Shane	1	-	-	0	-	-	-	-	-	-	-	-	0	-	-	-	-	-	-	-	-	-		
DENIET Josh	1	-	-	0	-	-	-	-	-	-	-	-	0	-	-	-	-	-	-	-	-	-		
LIPSETT Wes	1	-	-	0	-	-	-	-	-	-	-	-	0	-	-	-	-	1	-	-	-	-		
BROWN Jason	1	1	-	0	0.0	0	-	-	-	1	-	-	0	-	-	-	-	-	-	-	-	-		
FULLER Paul	2	1	-	0	0.0	0	-	-	-	1	-	-	0	-	-	-	-	-	-	-	5	1		
MATTHEWS Jacob	2	1	-	0	0.0	0	-	-	-	1	-	-	0	-	-	-	-	-	-	-	-	-		
JEYNES Steve	3	2	-	0	0.0	0	-	-	-	2	-	-	0	-	-	-	-	1	-	-	-	-		

2017/18 BEST BATTING/BOWLING ALLROUNDERS

Rank	Player Name	Gam	Batting Runs Ave	Bowling Wkts Ave	CCY Points	ALLrnd Matches 50&5 40&4 30&3
200 RUNS & 20 WICKETS						
1	BRUSNAHAN Dale	12	292 20.9	24 14.5	628	- 1 1
100 RUNS & 10 WICKETS						
2	PANSINI Angelo	14	265 17.7	12 23.9	433	- - -
3	MARSHALL Ashley	13	170 17.0	14 15.1	366	- - 1
4	MONAGHAN Scott	14	127 11.5	15 19.3	337	- - -
5	BRYSON Brett	13	123 17.6	13 25.8	305	- - -

2017/18 MOST WICKETKEEPING DISMISSALS

Rank	Player Name	Gam	Games Kept	Dismissals Ct St Total	per Game	Innings 5w 4w 3w	Total Byes	Byes/ Game
1	BALYM Anton	14	12	8 9 17	1.42	- - 2	35	2.92
2	MARKS Greg	9	8	7 4 11	1.38	1 - -	29	3.63
3	SMITH Tim	11	5	5 - 5	1.00	- - -	39	7.80
4	CLARIDGE Daniel	14	3	2 - 2	0.67	- - -	9	3.00
5	TONKIN Andrew	10	6	2 - 2	0.33	- - -	52	8.67
6	TYNSKI Simon	5	1	1 - 1	1.00	- - -	1	1.00

2017/18 BOWLING STATISTICS

Player Name	Ga	Bowling						Innings			Fig % Tm	How Out				Wkt/ InnB	Ball/ Wkt	Run/ Over
		Inn	Overs	Mdn	Runs	Wkt	Ave	Best	5w	3w		Ct	Bo	Lb	St			
BRUSNAHAN Dale	12	13	101.4	15	349	24	14.5	6/29	1	2	25	11	11	2	-	1.8	25.4	3.4
TONKIN Braedon	12	12	108.1	15	421	21	20.0	5/81	1	2	27	12	7	2	-	1.8	30.9	3.9
WILLIAMS Rowan	12	12	139	35	362	18	20.1	4/9	-	2	20	6	5	3	4	1.5	46.3	2.6
MONAGHAN Scott	14	13	69.5	6	290	15	19.3	5/22	1	1	17	12	1	1	1	1.2	27.9	4.2
MASON Steve	14	13	86	12	352	15	23.5	5/9	1	-	15	5	9	1	-	1.2	34.4	4.1
MARSHALL Ashley	13	9	60.4	12	211	14	15.1	4/27	-	3	14	7	3	4	-	1.6	26.0	3.5
CONROY Jason	14	13	55.5	5	247	14	17.6	6/40	1	2	13	12	1	-	1	1.1	23.9	4.4
CORNELISSEN Jack	12	10	71	6	337	14	24.1	3/27	-	2	16	8	3	3	-	1.4	30.4	4.7
BRYSON Brett	13	12	76	10	335	13	25.8	4/55	-	1	15	7	4	2	-	1.1	35.1	4.4
PANSINI Angelo	14	12	71	11	287	12	23.9	3/9	-	1	13	8	2	1	1	1.0	35.5	4.0
SCOTT Ron	10	9	68	17	195	11	17.7	4/27	-	1	17	7	3	-	1	1.2	37.1	2.9
PANSINI Brayden	12	11	67.3	8	241	10	24.1	3/33	-	1	14	4	4	1	1	0.9	40.5	3.6
BURROWS Mark	12	12	66.4	12	249	10	24.9	3/36	-	1	13	6	1	-	3	0.8	40.0	3.7
CLARIDGE Daniel	14	11	90.4	15	384	10	38.4	2/18	-	-	11	7	2	1	-	0.9	54.4	4.2
WILKIN Anthony	9	6	37	7	119	8	14.9	2/22	-	-	15	3	4	1	-	1.3	27.8	3.2
GREEN Anthony	10	9	53	14	172	8	21.5	4/20	-	2	12	5	2	1	-	0.9	39.8	3.2
BROWNE Noel	4	4	31	7	124	7	17.7	3/12	-	1	27	6	1	-	-	1.8	26.6	4.0
GULATI Sandeep	3	4	33.1	13	48	6	8.0	4/12	-	1	32	1	5	-	-	1.5	33.2	1.4
WOODFIELD Andrew	9	5	22	3	98	6	16.3	3/48	-	1	11	3	2	1	-	1.2	22.0	4.5
FERGUSON Lachlan	14	11	70	8	282	6	47.0	2/20	-	-	7	5	1	-	-	0.5	70.0	4.0
CRAIGIE Tyson	13	7	26.2	3	120	5	24.0	3/17	-	1	6	3	1	-	1	0.7	31.6	4.6
CROUCH Jack	8	5	28	3	144	5	28.8	2/20	-	-	12	5	-	-	-	1.0	33.6	5.1
CLYDESDALE Matt	2	1	4.2	-	18	4	4.5	4/18	-	1	29	3	1	-	-	4.0	6.5	4.2
MASON John	2	2	8	1	55	4	13.8	3/30	-	1	22	3	-	1	-	2.0	12.0	6.9
ARMAN Ben	7	6	33.1	6	119	4	29.8	2/5	-	-	8	4	-	-	-	0.7	49.8	3.6
HARRIS Glenn	14	10	49	6	182	4	45.5	1/3	-	-	4	2	1	1	-	0.4	73.5	3.7
WOODS Daniel	1	1	3	-	15	3	5.0	3/15	-	1	38	1	2	-	-	3.0	6.0	5.0
FERGUSON Haimish	14	5	37	4	172	3	57.3	1/18	-	-	3	3	-	-	-	0.6	74.0	4.6
STUART Dave	1	1	8	3	8	2	4.0	2/8	-	-	25	1	1	-	-	2.0	24.0	1.0
McEVoy Dennis	1	1	5.3	1	13	2	6.5	2/13	-	-	20	1	1	-	-	2.0	16.5	2.4
JEYNES Steve	3	2	8	2	24	2	12.0	2/15	-	-	7	2	-	-	-	1.0	24.0	3.0
SMITH Tim	11	3	9	-	48	2	24.0	1/16	-	-	3	-	2	-	-	0.7	27.0	5.3
MARTIN Anthony	2	2	12	1	50	2	25.0	1/19	-	-	17	2	-	-	-	1.0	36.0	4.2
DENIET Josh	1	1	11	-	51	2	25.5	2/51	-	-	33	2	-	-	-	2.0	33.0	4.6
SPANTON Troy	13	2	8	-	60	2	30.0	1/28	-	-	2	2	-	-	-	1.0	24.0	7.5
TEMBY Paul	14	5	24.5	2	94	2	47.0	1/22	-	-	2	1	1	-	-	0.4	74.5	3.8
CANDLETT Shane	1	1	5	1	8	1	8.0	1/8	-	-	13	-	1	-	-	1.0	30.0	1.6
ARMAN Sam	3	1	4	-	22	1	22.0	1/22	-	-	3	1	-	-	-	1.0	24.0	5.5
LIGHTFOOT Derek	1	1	2	-	25	1	25.0	1/25	-	-	11	1	-	-	-	1.0	12.0	12.5
MONAHAN Phil	13	3	7	-	43	1	43.0	1/3	-	-	1	-	1	-	-	0.3	42.0	6.1
JELBERT Curtis	1	1	9	1	47	1	47.0	1/47	-	-	14	1	-	-	-	1.0	54.0	5.2
SMITH John	5	4	17	-	84	1	84.0	1/23	-	-	2	1	-	-	-	0.3	102.0	4.9
BARRITT Henry	6	1	1	-	13	-	-	-	-	-	-	-	-	-	-	0.0	0.0	13.0
SCHULTZ Kristian	2	1	3	-	17	-	-	-	-	-	-	-	-	-	-	0.0	0.0	5.7
BALYM Anton	14	1	4	-	22	-	-	-	-	-	-	-	-	-	-	0.0	0.0	5.5
MATTHEWS Jacob	2	2	6	-	47	-	-	-	-	-	-	-	-	-	-	0.0	0.0	7.8

2017/18 MOST FIELDING VOTES

Rank	Player Name	Gam	1st Votes	2nd Votes	3rd Votes	Total Votes 2-2-1 basis	% of games with f/vote
1	BRUSNAHAN Dale	12	5	2	-	12	58.3
2	CORNELISSEN Jack	12	4	3	-	11	58.3
3	PANSINI Brayden	12	3	4	-	10	58.3
4	MAHONEY David	13	3	2	-	8	38.5
5	WILKIN Anthony	9	3	-	-	6	33.3
6	CLARIDGE Daniel	14	3	-	-	6	21.4
7	HARRIS Glenn	14	2	2	-	6	28.6

2017/18 MOST CATCHES AS FIELDSMAN

Rank	Player Name	Gam	Field Catches	Catches per Game	Innings of 4c 3c 2c
1	BRUSNAHAN Dale	12	12	1.00	- 1 3
2	CORNELISSEN Jack	12	8	0.67	- 1 1
3	FERGUSON Haimish	14	7	0.50	- 1 -
4	TONKIN Braedon	12	6	0.50	- - 2
5	CRAIGIE Tyson	13	6	0.46	- 1 -
6	CLARIDGE Daniel	14	6	0.43	- - 3

2017/18 BEST BATTING/BOWLING ALLROUNDER IN A MATCH

Rank	Player Name	Batting	Bowling	COIY pts	Gdv	Opposition	Rnd	Year
40 RUNS & 4 WICKETS								
1	BRUSNAHAN Dale	101*	4/52	157	B 4	SOUTH ROAD	7	2017/18
30 RUNS & 3 WICKETS								
2	BRUSNAHAN Dale	46 & 18	3/58	106	B 4	KENILWORTH	4	2017/18
3	MARSHALL Ashley	35	4/31	91	B 4	SOUTH ROAD	14	2017/18
4	CLYDESDALE Matt	33	4/18	89	C 6	MITCHELL PARK	1	2017/18
5	MASON John	44	3/30	86	B 4	PLYMPTON FOOTB	11	2017/18

2017/18 MOST C.O.T.Y. POINTS IN A MATCH

Rank	Player Name	COIY Points from Batting	Bowling	WK/FLDng	Total Points	Grade & Div	Opposition	Rnd	Year
1	BRUSNAHAN Dale	101	56	40	197	B 4	SOUTH ROAD	7	2017/18
2	BRUSNAHAN Dale	64	42	80	186	B 4	KENILWORTH	4	2017/18
3	HARRIS Glenn	137	-	30	167	C 6	WESTERN YOUTH	10	2017/18
4	HARRIS Glenn	159	-	-	159	C 6	COROMANDEL RAM	4	2017/18
5	BRUSNAHAN Dale	26	84	40	150	B 4	COROMANDEL	3	2017/18

2017/18 BEST BATTING AVERAGE (MIN.60 RUNS)

Rank	Player Name	Gam	Inn	NO	Runs	Ave
1	HARRIS Glenn	14	12	3	693	77.0
2	CONLEY Andrew	13	13	4	604	67.1
3	BROOKER Christian	3	3	-	114	38.0
4	GIBBIE Dom	13	11	1	277	27.7
5	BALYM Anton	14	12	1	281	25.5

2017/18 MOST TIMES TOP SCORE IN MATCH

Rank	Player Name	Gam	Times Top Score	% of Games
1	HARRIS Glenn	14	9	64.3
2	CONLEY Andrew	13	6	46.2
3	BRUSNAHAN Dale	12	4	33.3
4	FERGUSON Lachlan	14	3	21.4
5	TEMBY Paul	14	3	21.4
6	BALYM Anton	14	3	21.4

2017/18 MOST MINUTES PER INNINGS (MIN.60 RUNS)

Rank	Player Name	Gam	All Inn	Timed Inn	Total Minutes	Minutes per Inning	Runs per Minute
1	CONLEY Andrew	13	13	13	1265	97.31	0.477
2	GIBBIE Dom	13	11	11	795	72.27	0.348
3	HARRIS Glenn	14	12	12	768	64.00	0.902
4	SPANTON Troy	13	12	12	755	62.92	0.181
5	BROOKER Christian	3	3	3	175	58.33	0.651
6	BALYM Anton	14	12	12	660	55.00	0.426
7	HUGHES Peter	14	15	15	653	43.53	0.360
8	MAHONEY David	13	14	14	600	42.86	0.448

2017/18 MOST PARTNERSHIP RUNS

Rank	Player Name	Gam	Total Pship Runs	Pship Runs per Inn	Best Pship	Pships of 100	50	30	Player Runs	% of P'ship
1	CONLEY Andrew	13	1333	102.5	125	2	7	7	604	45.3
2	HARRIS Glenn	14	1075	89.6	107	1	6	6	693	64.5
3	GIBBIE Dom	13	735	66.8	125	2	2	2	277	37.7
4	MAHONEY David	13	701	50.1	115	2	2	4	269	38.4
5	BALYM Anton	14	665	55.4	178	2	1	4	281	42.3
6	FERGUSON Haimish	14	580	38.7	178	1	1	6	324	55.9
7	HUGHES Peter	14	533	35.5	64	-	1	7	235	44.1
8	SPANTON Troy	13	521	43.4	116	1	-	4	137	26.3

2017/18 MOST PARTNERSHIP RUNS TOGETHER

Rank	Names of Partners	No. of Pships	Not Outs	Pship Runs	Ave. Pship	Best Pship	Pships of 100	50
1	GIBBIE Dom & CONLEY Andrew	5	-	409	81.8	125	2	2
2	BALYM Anton & FERGUSON Haimish	12	-	360	30.0	178	1	1
3	BALYM Anton & MAHONEY David	6	-	194	32.3	115	1	-
4	HARRIS Glenn & CRAIGIE Grant	3	-	191	63.7	87	-	2
5	TEMBY Paul & MAHONEY David	4	-	174	43.5	104	1	-
6	BRYSON Brett & HARRIS Glenn	4	-	158	39.5	81	-	1

2017/18 HIGHEST PERCENT OF TEAM RUNS SCORED (MIN.60 RUNS)

Rank	Player Name	Gam	Player Runs	Team Runs	% of Team Runs
1	BROOKER Christian	3	114	339	33.63
2	HARRIS Glenn	14	693	2254	30.75
3	CONLEY Andrew	13	604	2188	27.61
4	BRUSNAHAN Dale	12	292	1572	18.58
5	FERGUSON Haimish	14	324	2030	15.96
6	MAHONEY David	13	269	1901	14.15
7	BALYM Anton	14	281	2030	13.84
8	FERGUSON Lachlan	14	275	2030	13.55

2017/18 HIGHEST PERCENT SCORED AT CREASE (MIN.60 RUNS)

Rank	Player Name	Gam	Scored Runs	P'ship Runs	% runs at Crease
1	CORNELISSEN Jack	12	87	125	69.60
2	HARRIS Glenn	14	693	1075	64.47
3	FERGUSON Lachlan	14	275	428	64.25
4	BRUSNAHAN Dale	12	292	468	62.39
5	BROOKER Christian	3	114	184	61.96
6	PANSINI Angelo	14	265	434	61.06
7	TEMBY Paul	14	236	387	60.98
8	BURROWS Mark	12	73	121	60.33

2017/18 LOWEST PERCENT SCORED AT CREASE (MIN.120 P'SHIP RUNS)

Rank	Player Name	Gam	Scored Runs	P'ship Runs	% runs at Crease
1	MASON Steve	14	29	165	17.58
2	SPANTON Troy	13	137	521	26.30
3	MONAGHAN Scott	14	127	421	30.17
4	CONROY Jason	14	51	166	30.72

2017/18 BATSMEN MOST INVOLVED IN RUN OUTS

Rank	Player Name	Gam	Self Run-Out	Partner Run-Out	Total	Run Outs per 1000 Pship Runs
1	MONAGHAN Scott	14	3	-	3	7.13
2	CONLEY Andrew	13	1	2	3	2.25
3	PANSINI Brayden	12	-	2	2	21.51
4	WILLIAMS Rowan	12	1	1	2	21.28
5	BURROWS Mark	12	-	2	2	16.53
6	MASON Steve	14	2	-	2	12.12
7	MARSHALL Ashley	13	2	-	2	5.75
8	HARRIS Glenn	14	1	1	2	1.86

2017/18 MOST DUCKS

Rank	Player Name	Gam	No. of Ducks	% of Inn
1	WILLIAMS Rowan	12	4	44.4
2	CLARIDGE Daniel	14	4	33.3
3	TEMBY Paul	14	4	28.6
4	PANSINI Angelo	14	4	26.7
5	CROUCH Jack	8	3	50.0
6	TONKIN Braedon	12	3	50.0
7	MARKS Greg	9	3	50.0
8	MASON Steve	14	3	37.5
9	PALMER Dave	14	3	21.4

2017/18 BATSMEN MOST BOWLED, LBW & STUMPED

Rank	Player Name	Gam	BOWLED	Total Outs	% of Total
1	BALYM Anton	14	7	11	63.6
2	FERGUSON Haimish	14	6	15	40.0

Rank	Player Name	Gam	LBW	Total Outs	% of Total
1	CONLEY Andrew	13	3	9	33.3
2	PALMER Dave	14	3	13	23.1

Rank	Player Name	Gam	STUMPED	Total Outs	% of Total
1	TEMBY Paul	14	2	14	14.3

2017/18 HIGHEST INDIVIDUAL SCORES

Rank	Playr Score	Player Name	Time Min	% Tm	% Cr	Scoring 6s	Stroke 4s	Stroke 3s	Stroke 2s	Stroke 1s	Bat Pos	Grade & Div	Opposition	Rnd	Year
1	137	HARRIS Glenn	116	59	77	9	13	-	3	25	No4	C 6	WESTERN YOUTH	10	2017/18
2	120*	HARRIS Glenn	131	54	54	6	16	-	-	20	Open	C 6	COROMANDEL RAM	4	2017/18
3	104	CONLEY Andrew	146	51	56	-	21	-	-	20	Open	D 8	MORPHETT VALE	2	2017/18
4	101*	BRUSNAHAN Dale	156	66	66	-	7	5	18	22	Open	B 4	SOUTH ROAD	7	2017/18
5	96*	CONLEY Andrew	143	43	43	3	15	-	1	16	Open	B 4	SOUTH ROAD	14	2017/18
6	95	FERGUSON Haimish	129	30	53	1	11	1	11	20	Open	A 2	MITCHELL PARK	7	2017/18
7	88	HARRIS Glenn	96	27	54	7	6	-	1	20	No4	C 6	WESTERN YOUTH	3	2017/18
8	86*	CONLEY Andrew	141	65	65	1	11	-	2	32	Open	D 8	PORT NOARLUNGA	4	2017/18
9	77	CONLEY Andrew	182	23	39	1	9	-	2	31	Open	C 6	WESTERN YOUTH	3	2017/18
10	76*	CONLEY Andrew	148	44	44	-	11	-	5	22	Open	D 8	COROMANDEL	1	2017/18
11	76	BALYM Anton	155	24	37	2	8	-	5	22	Open	A 2	MITCHELL PARK	7	2017/18
12	75	BALYM Anton	105	41	65	1	9	2	5	17	Open	A 2	BELAIR	4	2017/18
13	74	GIBBIE Dom	154	38	49	-	13	-	2	18	Open	C 6	PLYMPTON FOOTB	7	2017/18
14	72*	CONLEY Andrew	148	47	47	-	9	-	5	26	Open	B 4	SHEIDOW PARK	6	2017/18
15	68	MAHONEY David	153	37	38	-	10	1	4	17	No3	A 2	BELAIR	4	2017/18
16	68	HARRIS Glenn	66	51	83	5	5	-	1	16	No5	C 6	COROMANDEL RAM	9	2017/18
17	65*	MONAHAN Phil	98	55	74	-	14	-	1	7	No5	B 4	WESTERN YOUTH	1	2017/18
18	65*	FERGUSON Lachlan	81	20	58	-	11	1	2	14	No6	A 2	MITCHELL PARK	7	2017/18
19	62	TEMBY Paul	48	40	59	6	3	-	2	10	No4	A 2	GLENELG ANA	13	2017/18
20	53	BROOKER Christian	82	45	52	-	10	1	3	4	No3	A 2	ICC SHARKS	1	2017/18
21	52	BALYM Anton	108	30	44	-	4	-	7	22	Open	A 2	BELAIR	9	2017/18
22	52	HARRIS Glenn	36	36	57	2	7	-	1	10	No5	C 6	PLYMPTON FOOTB	14	2017/18
23	51	HARRIS Glenn	82	31	69	2	3	-	2	23	No4	C 6	KESWICK	6	2017/18
24	50	BROOKER Christian	77	37	78	-	7	-	5	12	No3	A 2	MORPHETTville	2	2017/18

2017/18 LONGEST INNINGS

Rank	Time Min	Player Name	Playr Score	% Tm	% Cr	Scoring 6s	Stroke 4s	Stroke 3s	Stroke 2s	Stroke 1s	Bat Pos	Grade & Div	Opposition	Rnd	Year
1	182	CONLEY Andrew	77	23	39	1	9	-	2	31	Open	C 6	WESTERN YOUTH	3	2017/18
2	156	BRUSNAHAN Dale	101*	66	66	-	7	5	18	22	Open	B 4	SOUTH ROAD	7	2017/18
3	155	BALYM Anton	76	24	37	2	8	-	5	22	Open	A 2	MITCHELL PARK	7	2017/18
4	154	GIBBIE Dom	74	38	49	-	13	-	2	18	Open	C 6	PLYMPTON FOOTB	7	2017/18
5	153	MAHONEY David	68	37	38	-	10	1	4	17	No3	A 2	BELAIR	4	2017/18

2017/18 HIGHEST PERCENT OF INNINGS TOTAL (30+ RUNS & 5+ WKTS LOST)

Rank	% of Team	Player Name	Playr Score	Team Total	Time Min	% Cr	Scoring 6s	Stroke 4s	Stroke 3s	Stroke 2s	Stroke 1s	Bat Pos	Grade & Div	Opposition	Rnd	Year
1	64.7	CONLEY Andrew	86*	5-133	141	65	1	11	-	2	32	Open	D 8	PORT NOARLUNGA	4	2017/18
2	59.3	HARRIS Glenn	137	6-231	116	77	9	13	-	3	25	No4	C 6	WESTERN YOUTH	10	2017/18
3	56.7	MARSHALL Ashley	38	10-67	91	58	-	6	-	2	10	No3	B 4	PLYMPTON FOOTB	2	2017/18
4	55.1	MONAHAN Phil	65*	10-118	98	74	-	14	-	1	7	No5	B 4	WESTERN YOUTH	1	2017/18
5	50.7	HARRIS Glenn	68	9-134	66	83	5	5	-	1	16	No5	C 6	COROMANDEL RAM	9	2017/18
6	44.5	BROOKER Christian	53	7-119	82	52	-	10	1	3	4	No3	A 2	ICC SHARKS	1	2017/18
7	44.2	CONLEY Andrew	76*	6-172	148	44	-	11	-	5	22	Open	D 8	COROMANDEL	1	2017/18
8	43.0	CONLEY Andrew	96*	5-223	143	43	3	15	-	1	16	Open	B 4	SOUTH ROAD	14	2017/18

2017/18 HIGHEST PERCENT SCORED AT CREASE IN INNINGS OF 30+ RUNS

Rank	%Sc at Crease	Player Name	Playr Runs	Team Runs	Time Min	% Tm	Scoring 6s	Stroke 4s	3s	2s	1s	Bat Pos	Grade &Div	Opposition	Rnd	Year
1	92.1	MARSHALL Ashley	35	38	15	16	4	2	-	-	3	No5	B 4	SOUTH ROAD	14	2017/18
2	91.7	PANSINI Angelo	44	48	20	56	5	3	-	1	-	Open	C 6	SOUTH ROAD	11	2017/18
3	84.8	HARRIS Glenn	39*	46	49	28	2	4	-	-	11	No6	C 6	COROMANDEL RAM	4	2017/18
4	82.9	HARRIS Glenn	68	82	66	51	5	5	-	1	16	No5	C 6	COROMANDEL RAM	9	2017/18
5	78.1	BROOKER Christian	50	64	77	37	-	7	-	5	12	No3	A 2	MORPHETTVILLE	2	2017/18
6	77.4	HARRIS Glenn	137	177	116	59	9	13	-	3	25	No4	C 6	WESTERN YOUTH	10	2017/18

2017/18 QUICKEST INNINGS OF 50+ RUNS

Rank	Runs /Min	Player Name	Playr Score	Time Min	% Tm	%@ Cr	Scoring 6s	Stroke 4s	3s	2s	1s	Bat Pos	Grade &Div	Opposition	Rnd	Year
1	1.44	HARRIS Glenn	52	36	36	57	2	7	-	1	10	No5	C 6	PLYMPTON FOOTB	14	2017/18
2	1.29	TEMBY Paul	62	48	40	59	6	3	-	2	10	No4	A 2	GLENELG ANA	13	2017/18
3	1.18	HARRIS Glenn	137	116	59	77	9	13	-	3	25	No4	C 6	WESTERN YOUTH	10	2017/18
4	1.03	HARRIS Glenn	68	66	51	83	5	5	-	1	16	No5	C 6	COROMANDEL RAM	9	2017/18
5	0.92	HARRIS Glenn	88	96	27	54	7	6	-	1	20	No4	C 6	WESTERN YOUTH	3	2017/18
6	0.92	HARRIS Glenn	120*	131	54	54	6	16	-	-	20	Open	C 6	COROMANDEL RAM	4	2017/18

2017/18 SLOWEST INNINGS OF 90+ MINUTES

Rank	Runs /Hour	Player Name	Playr Score	Time Min	% Tm	%@ Cr	Scoring 6s	Stroke 4s	3s	2s	1s	Bat Pos	Grade &Div	Opposition	Rnd	Year
1	6.47	CRAIGIE Tyson	11	102	10	21	-	-	-	1	9	No4	C 6	MITCHELL PARK	12	2017/18
2	9.28	MONAGHAN Scott	15	97	12	27	-	-	-	3	9	No5	A 2	HAPPY VALLEY	5	2017/18
3	9.68	SPANTON Troy	15	93	16	29	-	1	-	3	5	No5	A 2	COROMANDEL	10	2017/18
4	10.56	SPANTON Troy	22	125	14	19	-	1	-	4	10	No3	B 4	SOUTH ROAD	7	2017/18
5	10.64	SPANTON Troy	25*	141	29	29	-	3	-	3	7	Open	B 4	KENILWORTH	4	2017/18

2017/18 MOST KEEPING DISMISSALS & FIELD CATCHES IN AN INNINGS

Rank	Player Name	W/K Ct	Dismissals St	Total	%Wkts Taken	Grade &Div	Opposition	Rnd	Year
1	MARKS Greg	3	2	5	63	C 6	COROMANDEL RAM	9	2017/18
2	BALYM Anton	-	3	3	50	A 2	MITCHELL PARK	7	2017/18
3	BALYM Anton	2	1	3	30	A 2	ICC SHARKS	1	2017/18

Rank	Player Name	Field Catches	%Wkts Taken	Grade &Div	Opposition	Rnd	Year
1	FERGUSON Haimish	3	50	A 2	MORPHETTVILLE	11	2017/18
2	ARMAN Ben	3	38	B 4	WESTERN YOUTH	12	2017/18
3	CRAIGIE Tyson	3	33	C 6	PLYMPTON FOOTB	7	2017/18
4	BURROWS Mark	3	30	A 2	ICC SHARKS	1	2017/18
5	BRUSNAHAN Dale	3	30	B 4	KENILWORTH	4	2017/18
6	CORNELISSEN Jack	3	30	B 4	SOUTH ROAD	7	2017/18

2017/18 BEST BOWLING AVERAGE (MIN.20 OVERS)

Rank	Player Name	Gam	Overs	Mdn	Runs	Wkts	Average
1	GULATI Sandeep	3	33.1	13	48	6	8.0
2	BRUSNAHAN Dale	12	101.4	15	349	24	14.5
3	WILKIN Anthony	9	37	7	119	8	14.9
4	MARSHALL Ashley	13	60.4	12	211	14	15.1
5	WOODIFIELD Andrew	9	22	3	98	6	16.3
6	CONROY Jason	14	55.5	5	247	14	17.6

2017/18 MOST TIMES BEST BOWLING FIGURES IN MATCH

Rank	Player Name	Gam	no.times Best Fig	% of Matches
1	TONKIN Braedon	12	4	33.3
2	PANSINI Angelo	14	4	28.6
3	WILLIAMS Rowan	12	3	25.0
4	CORNELISSEN Jack	12	3	25.0
5	MARSHALL Ashley	13	3	23.1

2017/18 HIGHEST PERCENT OF TEAM WICKETS TAKEN (MIN.20 OVERS)

Rank	Player Name	Gam	Player Wickets	Team Wickets	% of Team Wickets
1	GULATI Sandeep	3	6	19	31.58
2	TONKIN Braedon	12	21	77	27.27
3	BROWNE Noel	4	7	26	26.92
4	BRUSNAHAN Dale	12	24	96	25.00
5	WILLIAMS Rowan	12	18	89	20.22
6	SCOTT Ron	10	11	64	17.19

2017/18 BEST BOWLING STRIKE RATE (MIN.20 OVERS)

Rank	Player Name	Gam	Balls Bowled	Wickets Taken	Balls per Wkt
1	WOODIFIELD Andrew	9	132	6	22.00
2	CONROY Jason	14	335	14	23.93
3	BRUSNAHAN Dale	12	610	24	25.42
4	MARSHALL Ashley	13	364	14	26.00
5	BROWNE Noel	4	186	7	26.57
6	WILKIN Anthony	9	222	8	27.75

2017/18 LEAST RUNS CONCEDED PER OVER (MIN.20 OVERS)

Rank	Player Name	Gam	Overs	Mdns	Runs	Runs per 100balls	Runs per Over
1	GULATI Sandeep	3	33.1	13	48	24.12	1.45
2	WILLIAMS Rowan	12	139	35	362	43.41	2.60
3	SCOTT Ron	10	68	17	195	47.79	2.87
4	WILKIN Anthony	9	37	7	119	53.60	3.22
5	GREEN Anthony	10	53	14	172	54.09	3.25
6	BRUSNAHAN Dale	12	101.4	15	349	57.21	3.43

2017/18 MOST WICKETS BOWLED, LBW & STUMPED

Rank	Player Name	Gam	BOWLED	Tot.Wkts	% Bowled
1	BRUSNAHAN Dale	12	11	24	45.8
2	MASON Steve	14	9	15	60.0
3	TONKIN Braedon	12	7	21	33.3

Rank	Player Name	Gam	LBW's	Tot.Wkts	% LBW
1	MARSHALL Ashley	13	4	14	28.6
2	CORNELISSEN Jack	12	3	14	21.4
3	WILLIAMS Rowan	12	3	18	16.7

Rank	Player Name	Gam	STUMPED	Tot.Wkts	% Stumped
1	WILLIAMS Rowan	12	4	18	22.2
2	BURROWS Mark	12	3	10	30.0

2017/18 MOST WICKETS IN AN INNINGS

Rank	Player Name	Over	Mdn	Runs	Wkts	Ave	Ba/Wkt	Run/Over	%Im	Grade & Div	Opposition	Rnd	Year
1	BRUSNAHAN Dale	9.4	3	29	6	4.8	9.7	3.0	60	B 4	COROMANDEL	3	2017/18
2	CONROY Jason	6.4	0	40	6	6.7	6.7	6.0	60	B 4	KENILWORTH	4	2017/18
3	MASON Steve	8	4	9	5	1.8	9.6	1.1	50	B 4	SHEIDOW PARK	6	2017/18
4	MONAGHAN Scott	7.5	0	22	5	4.4	9.4	2.8	50	A 2	ICC SHARKS	1	2017/18
5	TONKIN Braedon	19.1	1	81	5	16.2	23.0	4.2	50	A 2	GLENELG ANA	13	2017/18
6	WILLIAMS Rowan	8	2	9	4	2.3	12.0	1.1	44	A 2	MITCHELL PARK	14	2017/18
7	GULATI Sandeep	9.1	3	12	4	3.0	13.8	1.3	40	D 8	PORT NOARLUNGA	4	2017/18
8	CLYDESDALE Matt	4.2	0	18	4	4.5	6.5	4.2	40	C 6	MITCHELL PARK	1	2017/18
9	GREEN Anthony	6	1	20	4	5.0	9.0	3.3	57	B 4	SHEIDOW PARK	13	2017/18
10	MARSHALL Ashley	11.4	2	27	4	6.8	17.5	2.3	40	B 4	SOUTH ROAD	7	2017/18
11	SCOTT Ron	15	3	27	4	6.8	22.5	1.8	44	C 6	PLYMPTON FOOTB	7	2017/18
12	MARSHALL Ashley	7	0	31	4	7.8	10.5	4.4	44	B 4	KENILWORTH	9	2017/18
13	MARSHALL Ashley	8	2	31	4	7.8	12.0	3.9	40	B 4	SOUTH ROAD	14	2017/18
14	BRUSNAHAN Dale	15	1	52	4	13.0	22.5	3.5	40	B 4	SOUTH ROAD	7	2017/18
15	BRYSON Brett	8	0	55	4	13.8	12.0	6.9	40	C 6	WESTERN YOUTH	3	2017/18
16	PANSINI Angelo	8	3	9	3	3.0	16.0	1.1	38	C 6	PLYMPTON FOOTB	14	2017/18
17	BROWNE Noel	8	3	12	3	4.0	16.0	1.5	30	D 8	PORT NOARLUNGA	4	2017/18
18	WOODS Daniel	3	0	15	3	5.0	6.0	5.0	38	B 4	WESTERN YOUTH	1	2017/18
19	CRAIGIE Tyson	10.2	2	17	3	5.7	20.7	1.6	30	D 8	PORT NOARLUNGA	4	2017/18
20	MONAGHAN Scott	11.5	4	17	3	5.7	23.7	1.4	33	A 2	HAPPY VALLEY	5	2017/18
21	CONROY Jason	5	1	17	3	5.7	10.0	3.4	33	B 4	KENILWORTH	9	2017/18
22	CONROY Jason	4	1	17	3	5.7	8.0	4.3	38	B 4	WESTERN YOUTH	12	2017/18

2017/18 MOST ECONOMICAL BOWLING INNINGS OF 13 OR MORE OVERS

Rank	Player Name	Over	Mdn	Runs	Wkts	Runs per Over	Grade & Div	Opposition	Rnd	Year
1	WILLIAMS Rowan	17	7	13	1	0.76	A 2	COROMANDEL	3	2017/18
2	WILLIAMS Rowan	20	5	23	2	1.15	A 2	HAPPY VALLEY	5	2017/18
3	SCOTT Ron	15	3	27	4	1.80	C 6	PLYMPTON FOOTB	7	2017/18
4	WILLIAMS Rowan	19	8	40	1	2.11	A 2	GLENELG ANA	13	2017/18
5	BURROWS Mark	15	4	36	3	2.40	A 2	MITCHELL PARK	7	2017/18

2017/18 MOST ECONOMICAL BOWLING INNINGS OF 8 TO 12 OVERS

Rank	Player Name	Over	Mdn	Runs	Wkts	Runs per Over	Grade & Div	Opposition	Rnd	Year
1	STUART Dave	8	3	8	2	1.00	C 6	SOUTH ROAD	2	2017/18
2	GULATI Sandeep	12	6	13	0	1.08	C 6	COVE	5	2017/18
3	WILLIAMS Rowan	8	3	9	0	1.13	A 2	GLENELG ANA	6	2017/18
4	MASON Steve	8	4	9	5	1.13	B 4	SHEIDOW PARK	6	2017/18
5	WILLIAMS Rowan	8	2	9	4	1.13	A 2	MITCHELL PARK	14	2017/18
6	PANSINI Angelo	8	3	9	3	1.13	C 6	PLYMPTON FOOTB	14	2017/18

2017/18 MOST RUNS OFF A SINGLE OVER

Rank	Player Name	Runs Off Over	Over number	Grade & Div	Opposition	Rnd	Year
1	BURROWS Mark	22	1	A 2	COROMANDEL	3	2017/18
2	MASON Steve	20	3	D 8	COROMANDEL	1	2017/18
3	SPANTON Troy	20	3	B 4	KENILWORTH	4	2017/18
4	SMITH John	19	1	B 4	SOUTH ROAD	14	2017/18
5	CRAIGIE Tyson	19	2	C 6	KESWICK	13	2017/18

2017/18 HIGHEST PERCENT OF HORRIBLE OVERS - 10 RUNS OR MORE (MIN.20 OVERS)

Rank	Player Name	Gam	Overs Bowled	Overs Conceding 20+	15-19	10-14	Tot 10+ Overs	% of 10+ Overs	Runs per Over
1	CROUCH Jack	8	28	-	-	5	5	17.86	5.14
2	CRAIGIE Tyson	13	26.2	-	2	2	4	15.19	4.56
3	CONROY Jason	14	55.5	-	2	6	8	14.33	4.42
4	CORNELISSEN Jack	12	71	-	1	9	10	14.08	4.75