

# WARRADALE CRICKET CLUB

## YEAR BOOK 2016/17



Established 1979/80

*"WAZDEN"*



## Triple Premiers in 2016/17

Div 3 - Div 5 - Div 7



### 20 Club Premierships

*Division 1 Premiers: 4 in a row*  
1990/91 → 1993/94

34<sup>th</sup> edition

BLANK  
PAGE

# WARRADALE CRICKET CLUB

## YEAR BOOK 2016/17

### CONTENTS

1-1	Contents
1-2	Club sponsors
<b>1-7 to 1-86</b>	<b>SECTION I: 2016/17 SEASON</b>
1-8	Club Officials 2016/17
1-9	Life Members
1-10	New 2016/17 Life Members
1-14	Milestones, Records & Achievements for 2016/17
1-22	Trophy Winners for 2016/17
1-24	Team Player of the Year Votes for 2016/17
1-26	Cricketer of The Year for 2016/17
1-27	Premiership Ladders & Match Results for 2016/17
1-32	Obituaries
1-35	President's Report
1-36	A Grade Match Reports and Scorecards for 2016/17
1-48	B Grade Match Reports and Scorecards for 2016/17
1-60	C Grade Match Reports and Scorecards for 2016/17
1-72	D Grade Match Reports and Scorecards for 2016/17
1-79	Junior Cricket Report
1-80	Combined Statistics for 2016/17
<b>2-1 to 2-34</b>	<b>SECTION 2: CLUB &amp; TEAM RECORDS 1979/80 – 2016/17</b>
2-2	Win-loss records, team scoring records, most successive wins/losses, team positions
2-7	History of Grounds and Clubrooms
2-8	Club Executive Officials, Committee Members & Captains
2-11	Trophy Winners – Captain's, Batting & Bowling Trophies, Club Trophies, Association awards
2-18	Adelaide and Suburban Cricket Association – Premiership Winners from 1899/1900
2-20	Warradale Premiership Teams, Premiership players
2-24	Best Team Player of Season
2-25	Cricketer of the Year
2-29	Life Member Selection Policy
2-30	Life Member achievements at time of award
2-32	Warradale and Australian Test Cricketers Player Numbers
<b>3-1 to 3-102</b>	<b>SECTION 3: PLAYER RECORDS 1979/80 – 2016/17</b>
3-2	Individual Career Batting, Bowling and Fielding Statistics for All Players
3-14	Most Career games
3-15	Career Batting Records
3-25	Career COTY points, All-rounders, Wicket-keeping, Fielding Records
3-28	Career Bowling Records
3-33	Individual Innings Records for Batting, Partnerships and All Rounders
3-40	Individual Innings for Bowling and Fielding
3-43	Individual Season Records (Batting, Bowling, Fielding)
3-46	Grade Records (A, B, C, D grades)
3-62	Division Records (Div 1-8)
3-77	Opposition Records (Career runs/wickets against individual clubs)
3-82	Finals Records
3-84	Ground Records
3-86	Individual Milestone Records (quickest to match, batting, bowling, fielding milestones)
3-94	Miscellaneous Statistics – runs/wickets in each Grade, Division, Season & practice points
3-99	Miscellaneous Records – youngest/oldest, before Xmas, successive games etc...

#### **WEB SITE**

A digital copy of this **34<sup>th</sup> edition** of the WCC yearbook can be downloaded from our website at **[www.warradalecc.org.au/html/yearbook.html](http://www.warradalecc.org.au/html/yearbook.html)**

#### **ACKNOWLEDGEMENTS**

Thank you to the President and Captains for their reports, to those who contributed photos, and to John Smith for the obituaries, life member articles and compiling the 2016/17 records & achievements.

*EDITOR: Peter Hughes*

## CLUB SPONSORS 2016/17

### WARRADALE HOTEL

234 Diagonal Rd,  
Warradale SA 5046

Ph. (08) 8296 1019

[www.warradalehotel.com.au](http://www.warradalehotel.com.au)

# WARRADALE HOTEL

### CENTURY 21 BAYSIDE BRIGHTON

[www.century21.com.au/brighton](http://www.century21.com.au/brighton)



### MGA INSURANCE BROKERS

Peter Coombe  
Mobile: 0405 828 051

*For general and home insurance*



### SMARTLINE MORTGAGE ADVISORS

Andrew Tonkin  
Mobile: 0407 394 735



Andrew Tonkin 0407 394 735

### SOLOMON'S FLOORING REYNELLA

35 Sheriffs Rd,      Nic Russell  
Lonsdale, SA, 5160      Ph: (08) 8381 3977

[www.solomons.com.au/store/reynella-lonsdale](http://www.solomons.com.au/store/reynella-lonsdale)



NIC RUSSELL

SOLOMONS  
FLOORING

REYNELLA

(08) 8381 3977

### BLACKWOOD SOUND CENTRE

4 Coromandel Parade,  
Blackwood, SA, 5051      Ph: (08) 8278 6888

[www.blackwoodsound.com.au](http://www.blackwoodsound.com.au)





## CLUB SPONSORS 2016/17

### **PLANTINUM FINE HOMES**

Anthony Green

[www.platinumfinehomes.com.au](http://www.platinumfinehomes.com.au)

Ph: (08) 8353 2111 Mob : 0419 804 607



PLATINUM  
FINE HOMES

### **LEVENTIS LAWYERS**

Louis Leventis  
(08) 8410 0008

[www.leventislawyers.com.au](http://www.leventislawyers.com.au)

LEVENTIS  
LAWYERS

BARRISTERS  
SOLICITORS  
COMMISSIONERS

### **PAT's PIZZA**

331 Morphett Road, Oaklands Park  
Ph: (08) 8298 3344

[www.patspizza.com.au](http://www.patspizza.com.au)



331 Morphett Road  
Oaklands Park SA

pick up - dine in - delivery  
(08) 8298 3344

### **BTM GOLF**

[www.btmgolf.com.au](http://www.btmgolf.com.au)



BTM GOLF  
Belair Turf Management

### **AKERS OF LAWN**

578-580 States Road,  
Onkaparinga Hills  
Ph: (08) 8326 3255

[www.akersoflawn.com.au](http://www.akersoflawn.com.au)



### **SOUTHERN CROSS MEATS**

111 Diagonal Road, Warradale  
Ph: (08) 8295 2008

[www.southerncrossmeats.com.au](http://www.southerncrossmeats.com.au)



SOUTHERN CROSS MEATS

111 Diagonal Road  
Warradale, SA, 5046  
(08) 8295 2008

**CLUB SPONSORS 2016/17**



**456 Brighton Road, Brighton SA, 5048**

**Larry Collin**

**Mobile: 0412 477 993**

**Phone: (08) 8298 6999**

Our team specialises in buying, selling, renting and leasing properties found in:

- |                  |                    |                |
|------------------|--------------------|----------------|
| > Brighton       | > Marion           | > Seacliff     |
| > North Brighton | > Dover Gardens    | > Marino       |
| > South Brighton | > Seacombe Gardens | > Hallett Cove |
| > Hove           | > Seacombe Heights | > Sheidow Park |
| > Warradale      | > Seaview Downs    | > Trott Park   |
| > Oaklands Park  | > Seacliff Park    |                |

and all surrounding suburbs in the Council areas of Marion and Holdfast Bay.

		<p><b>Larry Collin</b> <b>0412 477 993</b> <i>Selling Homes</i></p>
---	---	---

**CLUB SPONSORS 2016/17**

# **WARRADALE HOTEL**

*Opened 1963*

**234 Diagonal Road, Warradale SA, 5046**

**Phone (08) 8296 1019**

**Email [info@warradalehotel.com.au](mailto:info@warradalehotel.com.au)**

## **OPEN 7 DAYS**

**Tavern Bar 10am till Late**

**Garden/Verandah Bar 11.30am till Late**

**Gaming Machines 10am till 4am**

**Bottleshop**  
**Mon-Thu 9am till 10pm**  
**Fri-Sat 9am till midnight**  
**Sun 10am till 9pm**

**Bistro**  
**Mon-Sun 11.30am to 2.30pm**  
**Sun-Thu 5.30pm to 9.00 pm**  
**Fri-Sat 5.30pm to 9.30pm**

**Accomodation**  
**check-in from midday**  
**Check-out at 10am**

*TAVERN BAR includes TAB, SKY CHANNEL, FOX SPORTS*

*BISTRO includes LIVE MUSIC ENTERTAINMENT  
ON FRIDAY & SATURDAY NIGHTS*

**[www.warradalehotel.com.au](http://www.warradalehotel.com.au)**

# WARRADALE CRICKET CLUB

## TEAM HONOUR BOARD

1979-80 to 2016-17 - 38 seasons



## 20 Premierships

### A Grade – 9 Premierships

Div. 1 – 1990/91, 1991/92, 1992/93, 1993/94 – 4 in a row  
 Div. 2 – 1984/85, 2009/10  
 Div. 3 – 1982/83, 2016/17  
 Div. 4 – 1981/82

### B Grade – 7 Premierships

Div. 2 – 2002/03  
 Div. 3 – 1985/86, 2001/02  
 Div. 4 – 1983/84  
 Div. 5 – 1982/83, 2016/17  
 Div. 6 – 1981/82

### C Grade – 2 Premierships

Div. 6 – 2009/10  
 Div. 7 – 2016/17

### D Grade – 2 Premierships

Div. 6 – 1992/93, 1996/97

# SECTION I

# WARRADALE CRICKET CLUB

## 2016/17 SEASON

1-7 to 1-86	Section 1 Contents
1-8	Club Officials 2016/17
1-9	Life Members
1-10	New 2016/17 Life Members Articles
1-14	Milestones, Records & Achievements for 2016/17
1-22	Trophy Winners for 2016/17
1-24	Team Player of the Year Votes for 2016/17
1-26	Cricketer of The Year for 2016/17
1-27	Premiership Ladders & Match Results for 2016/17
1-32	Obituaries
1-35	President's Report
1-36	A Grade Match Reports and Scorecards for 2016/17
1-48	B Grade Match Reports and Scorecards for 2016/17
1-60	C Grade Match Reports and Scorecards for 2016/17
1-72	D Grade Match Reports and Scorecards for 2016/17
1-79	Junior Cricket Report
1-80	Combined Statistics for 2016/17

## CLUB OFFICIALS 2016/17

### MANAGEMENT COMMITTEE

<b>PRESIDENT</b>	<b>Anthony Green</b>	
<b>VICE PRESIDENT</b>	<b>Phil Monahan</b>	
<b>SECRETARY</b>	<b>Tracy Tozer</b>	
<b>TREASURER</b>	<b>Dominic Gibbie</b>	
<b>COMMITTEE MEMBERS</b>	<b>Angelo Pansini</b>	-- Sponsorship Officer & Association Committee
	<b>Brett Bryson</b>	-- Child Safety Officer
	<b>Andrew Tonkin</b>	-- Chairman of Selectors
	<b>Jason Conroy</b>	-- Chairman Social Committee
	<b>Braedon Tonkin</b>	
	<b>Josh Deniet</b>	

### CAPTAINS AND VICE-CAPTAINS

	<b>CAPTAIN</b>	<b>VICE-CAPTAIN</b>
<b>A GRADE</b>	<b>Josh Deniet</b>	<b>Anton Balym</b>
<b>B GRADE</b>	<b>Richard Dey</b>	<b>Ash Marshall</b>
<b>C GRADE</b>	<b>Brett Bryson</b>	<b>Angelo Pansini / Dan Claridge</b>
<b>D GRADE</b>	<b>Jason Conroy</b>	<b>Grant Craigie</b>

### OTHER OFFICIALS

<b>STATISTICIAN, WCC WEBSITE &amp; YEARBOOK EDITOR</b>	<b>Peter Hughes</b>
<b>ASSISTANT YEARBOOK EDITOR</b>	<b>John Smith</b>

## LIFE MEMBERS

### WARRADALE LIFE MEMBERS

1.	1993/94	Trevor "Paz" PARHAM
2.	1995/96	Peter COOMBE
3.	1996/97	Bill "Base" BURNETT
4.	1996/97	Geoff "Bung" BELL
5.	1997/98	John "Spin Guts" SMITH
6.	1998/99	Rob EDWARDS
7.	1998/89	Andrew "Vin" HODGE
8.	2000/01	Tom BURNETT
9.	2001/02	John "Puggy" WILLIAMS
10.	2002/03	Peter "Shoe" HUGHES
11.	2003/04	Andrew "Winner" CONLEY
12.	2006/07	Dominic GIBBIE
13.	2006/07	Anthony "Joel" WILKIN
14.	2007/08	Scott "Skeeter" WILLIAMS
15.	2007/08	Grant CRAIGIE
16.	2008/09	Phil DAVIDSON
17.	2011/12	David BROWN
18.	2011/12	Kristian "Sarge" SCHULTZ
19.	2012/13	Mike SHEEHAN
20.	2012/13	Ashley MARSHALL
21.	2013/14	Brian "Boof" CONROY
22.	2013/14	Jason CONROY
23.	2014/15	Andrew HUXTABLE
24.	2014/15	Dave PALMER
25.	2015/16	Tony FORSTER
26.	2015/16	Richie DEY
27.	2016/17	Paul TEMBY
28.	2016/17	Andrew TONKIN

### ASSOCIATION PLAYER LIFE MEMBERS (250 GAMES)

1.	2002/03	Geoff BELL	6.	2013/14	Anthony WILKIN
2.	2003/04	Trevor PARHAM	7.	2013/14	Dominic GIBBIE
3.	2005/06	Rob EDWARDS	8.	2014/15	Andrew CONLEY
4.	2006/07	John SMITH	9.	2015/16	Grant CRAIGIE
5.	2007/08	Peter HUGHES			



# PAUL TEMBY

## LIFE MEMBERSHIP 2016/17

**WCC Player No. 272**

**Life Member No. 27**

### CAREER HIGHLIGHTS

- **17 seasons –2000/01 (Round 4) to 2016/17**
- **187 games – 120 A Grade (39 Div 1); 50 B Grade; 8 C Grade; 9 D Grade;**
- **3704 runs @ 22.7; 3 centuries, 21 fifties, 21 thirties, 123 sixes**
- **Highest scores: 138 (103 minutes), 134, 105, 94, 91, 86\*, 86**
- **62 wickets @ 20.6. Best 6/22. One 5-wicket innings.**
- **Wicket-keeper - 40 games, 62 Dismissals: ct 48 st 14; 76 field catches**
- **Played in 2 premierships – A Grade 2016/17; B Grade 2002/03**
- **Cricketer of the Year 2004/05; Twice COTY Runner Up**
- **2 Batting Trophies – A Grade 2008/09; B Grade 2016/17**
- **2 Best A Grade Team Player; 2 A Grade Captain's Trophies**
- **Best Club Fielder 07/08; Club Most Improved 02/03; Best Club All Rounder 04/05**
- **2 Vice-Captain – A Grade and B Grade; One year Management Committee**

In 2016/17 Paul Temby had been awarded the 27th Life Membership of the Warradale Cricket Club in recognition of his exceptional contribution to the Club over 17 seasons from 2000/01 to 2016/17. Paul has been the true all-rounder – a clobbering middle-order batsman, a deceptive slow-medium swing bowler, brilliant fieldsman in his youth, and skilful wicketkeeper.

Paul has had an interesting **batting** career with a feast and famine approach, having oscillating periods of blitzing the bowling and then wondering where his next run is coming from. Paul looked down and out a few seasons back with only 69 runs @ 8.6 in 2012/13 and 23 @ 3.8 in 2013/14 – but recovered with two 200+ seasons and then topped it off this season with his biggest return of 540 runs @ 45.0 with 2 big tons (138 & 134).

Paul has a high-risk aerial batting style where boundaries, especially over mid-wicket, are his preferred option to measly singles. Paul is a magnificent timer of the ball and when he is on there is no stopping the run flow in what appear to be casual strikes. He figures prominently in the club's fast scoring records (eg 7 entries in the top 50 fastest innings) and 123 sixes (3<sup>rd</sup> best in the club), but does not appear in any long innings tables. He has had only 4x100 minute innings and rates with other hard-hitters over 2,000 runs – Brian Conroy (3), and Andrew Tonkin (4).

Paul is used as an occasional slow-medium **bowler** and he has often troubled batsmen with his deceptive swing both ways. He has taken many valuable wickets over the years, 3 times taking just over 10 wickets in a season.

Paul's **wicket keeping** is excellent to both pace and slow bowlers (14 stumpings). He won his COTY award as a wicketkeeper and batsman in the A Grade.

Paul is one of only 10 players to play over 100 A Grade games. He has overcome a few injuries and has showed dedication and resilience to be still playing well into his 40s. A bit like his Australian cricketer no. 272 match-up, Rick McKosker, who courageously batted to make 25 in the second innings of the Centenary Test with a bandaged-up broken jaw. Paul has played in 2 premierships, and virtually 3, as he just missed out of the A Grade 2009/10 premiership playing most of the games as Vice Captain and was unfortunately 12th man for the GF.

Paul's ability and team man approach has been clearly demonstrated in being awarded 12 trophies including 1 COTY, 2 COTY runner-ups, one A Grade batting trophy, Best Club Fielder, 2 Best A Grade Team Man Awards and 2 A Grade Captain's Trophies.

Paul has been a great supporter of the Club over 17 years, attending most club events and presentations. Paul's laconic, quietish, lay-back character camouflage his powerful determination to succeed and his deep frustration when he experiences failure, especially as a batsman.

May Paul carry on for 10 more years at least unleashing his willow on suffering opposition bowlers.

## PAUL TEMBY'S PLAYING and SERVICE RECORD

### GAMES

- 17 seasons (ranked 25<sup>th</sup>).
- 187 games (18<sup>th</sup>) - 120 A Grade (8<sup>th</sup>); 39 Div 1 (25<sup>th</sup>); 50 B Grade (24<sup>th</sup>), 8 C Grade; 9 D Grade

### SERVICE

- 2 seasons Vice Captain - A Grade in 2009/10; B Grade in 2014/15 (with 3 games Acting Captain)
- Once on Management Committee 2003/04
- Regular supporter of Club at Club functions, presentations

### BATTING

- 3704 runs (16<sup>th</sup>) @ 22.7 - 3 centuries (12<sup>th</sup>), 21 fifties (10<sup>th</sup>), 21 thirties. 21 ducks. Top score 138.
- 2218 runs in A Grade (10<sup>th</sup>) @ 21;
- Smashed 123 sixes (3<sup>rd</sup>) and 480 fours; 71.76% of career runs are boundaries (9<sup>th</sup>)
- Scored 62.2% of runs whilst at the crease (9<sup>th</sup>) – 3704 of 5953 team runs
- Holds top 2 spots of highest % scored at crease in an innings: 68/75 (90.7%) and 60/68 (88.2%)
- Quickest innings – ranks 3<sup>rd</sup> (65 in 28 minutes 2007/08); 5<sup>th</sup> (50\* in 22 minutes 2008/09); 9<sup>th</sup> (88 in 43 minutes 2000/01); 18<sup>th</sup> (60 in 34 minutes 2016/17); 21<sup>st</sup> (94 in 55 minutes 2016/17)
- Scored 74/79 in boundaries in 2005/06 (1<sup>st</sup>); 60/65 in 2007/08 (2<sup>nd</sup>)
- Hit 14 sixes in 138 in 2016/17 (3<sup>rd</sup> highest for sixes in an innings)
- Most runs in a season 540 (12<sup>th</sup>) @ 45.0 in 2016/17
- 200+ runs in a season 9 times (15<sup>th</sup>); 21 ducks (16<sup>th</sup>), with two 4-duck seasons for 2 Golden Globe awards
- Holds record for most runs before Christmas (428 @ 71.3) in 2016/17
- 45 scores over 30 (15<sup>th</sup>); 26 times top score in a match (14<sup>th</sup>); 4 x 100 minute innings (not ranked – too few!)
- 33 partnerships over 50 including 4 century and 29 half-century partnerships
- Holds 3rd wicket, B grade & Div 2 partnership record (134), making 78\* with Mick Gibbie (98) in 2002
- Holds 6th wicket, Div 2 partnership record (129), making 86 with Richie Dey (55) in 2008/09

### BOWLING

- Bowled in 73 innings for 62 wickets (58<sup>th</sup>) @20.6 with one 5-wicket bag 6/22 (54<sup>th</sup>), 7 bags of 3 wickets in an innings; 35.8 balls/wicket and 3.4 runs/over

### WICKETKEEPING/FIELDING

- 62 dismissals (14<sup>th</sup>) - ct 48, st 14 from 40 games as wicketkeeper
- Scored 105 career fielding votes (9<sup>th</sup>) @ 24.6 per game with 22 first votes (8<sup>th</sup>)
- 76 career fielding catches (18<sup>th</sup>); 124 catches fielding & keeping (6<sup>th</sup>)

### ALL ROUNDER

- Scored 8242 COTY points from matches (15<sup>th</sup>) @ 44.1 per game
- 3704 runs and 62 wickets is 24<sup>th</sup> on batting / bowler all rounder career list

### TROPHIES AND ACHIEVEMENTS

- **Played in 2 premierships** - A Grade 2016/17, B Grade 2002/03; 12th man and Vice-Captain in A Grade premiership in 2009/10
- Nominated for Best A Grade Team ever of 35 years 1979/80 – 2013/14
- **Won Cricketer of the Year Award (COTY)** in 2004/05; COTY Runner/up 2008/09 & 2009/10
- **2 Batting Trophies** – A Grade 2008/09; B Grade 2016/17
- **2 Best A Grade Team Player** 2008/09, 2010/11; **2 A Grade Captain's Trophies** 2004/05, 2006/07
- **Best Club Fielder** 2007/08; **Club Most Improved** 2002/03; **Best Club All Rounder** 2004/05
- **2 Vice-Captain** – A Grade 2009/10 and B Grade 2014/15 (3 games as Acting Captain)
- **One year Management Committee** 2003/04

**THANKYOU PAUL FOR YOUR EXCEPTIONAL ALL ROUND CONTRIBUTION TO THE CLUB OVER 17 SEASONS AND ESTABLISHING YOURSELF AS ONE OF OUR MOST DASHING BATSMEN**

Writer: John Smith

# ANDREW TONKIN

## LIFE MEMBERSHIP 2016/17

**WCC Player No. 293**

**Life Member No. 28**

### **CAREER HIGHLIGHTS**

- **15 seasons: 2002/03 – 2016/17**
- **164 games – 38 A Grade, 57 B Grade, 40 C Grade, 29 D Grade**
- **2278 runs @ 17.8 - 2 centuries, 8 fifties, 10 thirties, 80 sixes**
- **Highest Scores 121\* (100 minutes), 105, 88, 64, 64, 63, 61\***
- **162 wickets @ 24.6. Best 5/28. 3x5-wicket bags; 17x3-wicket bags**
- **Taken a hat trick in A Grade 2007/08**
- **1 C Grade Premiership 2016/17**
- **37 field catches; 5 dismissals as wicketkeeper in 12 games**
- **Captain 43 games, 4 seasons - B Grade 2 seasons; D Grade 2 seasons**
- **2 years President 2008/09 - 09/10. 2 years Vice-President 2006/07 - 07/08**
- **6 years Management Committee; Chairman of Selectors 2016/17**
- **2 Batting Trophies – B and D Grade ; 3 Bowling Trophies – 2 B and 1 C Grade**

In 2016/17 Andrew Tonkin has been awarded the 28<sup>th</sup> Life Membership of the Warradale Cricket Club for his major contribution on and off the field over 15 seasons. Besides playing 164 games, scoring 2 centuries, taking a hat trick in A Grade, captaining B and D Grade for 4 seasons, “Tonks” has been President for 2 years and Vice President for 2 years in a time when the Club required strong leadership. Tonks does not suffer fools lightly and has been able to cut through issues to make a positive difference for the Club. Tonks took on the President’s role when he had young children and a baby so it was more due credit to him he was able to take on so much and succeed. He ensured we had a 30 year celebration (at the Glenelg Football Club) which was well attended. Tonks has been one of the key leaders in the Club over the last 10 years and has helped us transform from a low period to now being in a very strong position with 4 teams and premiership success.

Tonk’s son Braedon began playing with the club at 15 and now has 100 games, the 2<sup>nd</sup> father-son combination to have done this with Brian & Jason Conroy.

Tonks started with the club batting at no. 11, but after blasting the record score of 64 for a no. 11, he advanced up the list, opening the batting on many occasions to score 598 runs @ 24. Tonks has been a very attacking batsman hitting 80 sixes, most of which have gone to the leg side boundary with great ease and timing, and a flick of the bat. He has played many innings that have blitzed the opposition including 121\* in 100 minutes (9 sixes) in 2013/14, 64 in 34 minutes, another 64 in 44 minutes.

Tonks began with Warradale as a fiery fast bowler with a relatively long run up and bowling many short balls, some not intended!! He has gradually slowed down over the years with a shorter run up. 162 wickets is a good return.

To show the extreme vagaries of cricket, Tonks took 1/66 off 8 overs vs ICC Sharks in Div 7 C Grade in 2006/07. Next season, in Div 2 A Grade, again playing ICC Sharks 5 grades higher, Tonks took 4/28 including a hat trick and 4 wickets in 5 balls. This effort probably reflects the somewhat ups and downs of Tonk’s career.

*Tonks matching Australian Test Cricketer number of 293 is erratic left-hand opening batsman Graham Wood who played 59 tests 1978-88, making 2219 runs @ 31.8 with 9 centuries, 13 fifties and plenty of run outs of mostly team mates. Wood’s inconsistent form with several great performances somewhat parallels Andrew Tonkin’s career!! Wood became CEO of the WACA 2007-11.*

## ANDREW TONKIN'S PLAYING AND SERVICE RECORD

### GAMES

- 15 seasons (ranked 31st)
- 164 games (23<sup>rd</sup>) - 38 A Grade (18<sup>th</sup>); 57 B Grade (20<sup>th</sup>); 40 C Grade; 29 D Grade
- Captained 4 seasons for 43 games – 2 B Grade seasons; 2 D Grade Seasons

### BATTING

- 2278 runs (30<sup>th</sup>) @ 17.8 - 2 centuries (17<sup>th</sup>), 8 fifties; 10 thirties; 15 ducks; Highest score 121\*.
- 4x100 minute innings; 13 times top score (34<sup>th</sup>)
- Most runs in a season - 259 @ 32.4 in 2013/14; 200 runs in a season 3 times
- **Smashed 80** sixes (10<sup>th</sup>); Hit 9 sixes in innings of 121\* (13<sup>th</sup> highest for an innings) in 2013/14
- Scored 53.8% of runs whilst at the crease (22<sup>nd</sup>)
- Holds record for the highest % of runs in boundaries in an innings – 62/64 (96.9%) in 2006/07
- Scored 64 of 73 runs at the crease (87.7%) in 2006/07 – 3<sup>rd</sup> best
- Scored 64 in 34 minutes in 2006/07 (13<sup>th</sup> fastest innings); 64 in 44 minutes in 2002/03 (45<sup>th</sup>)
- 19 partnerships over 50, including 2 century partnerships and 17 half-century partnerships
- Highest partnership for 1st wicket (158) in B Grade, Div 4, making 105 with Dave Palmer (59) in 2012/13
- Highest partnership for 9<sup>th</sup> wicket (119) for Club, A Grade, Div 2 making 61\* with Ash Marshall (39) in 2008/09
- Highest partnership for 10<sup>th</sup> wicket (80) in C Grade, Div 4, making 64 with John Smith (18\*) in 2002/03
- Highest partnership for 5th wicket (79) in Div 7, making 20 with James Barley (103\*) in 2014/15

### BOWLING

- 162 wickets (18<sup>th</sup>) @ 24.6 from bowling in 129 innings. Strike rate of 40.0 and 4.1 runs per over.
- Best 5/28, 5/37, 5/40. 3x 5-wicket bags plus 17x 3-wicket bags
- Best bowling figures in a match = 17 (22<sup>nd</sup>)
- Most wickets in a season – 23 @ 14.4 in 2002/03; 19 @ 22.3 in 2006/07
- Took 4 wickets in 5 balls, including a hat trick in A Grade (Div 2) in 2007/08
- Second slowest to take 150 wickets (128 games)

### FIELDING

- 37 catches in career; 5 dismissals wicket keeping in 12 games

### ALL ROUNDER

- Ranked 13<sup>th</sup> for career batting/bowler all rounder – 2278 runs and 162 wickets for 4546 COTY points
- Tallied 5536 COTY match points (32<sup>nd</sup>) over his career @ 33.8 per game

### TROPHIES AND SERVICE

- **2 years Club President** 2008/09-09/10; 2 years **Vice President** 2006/07-08/09
- **Captain** 2 seasons B Grade (2004/05-05/06) and 2 D Grade Seasons (2013/14-14/15)
- **2 seasons Vice Captain B Grade** – 2006/07; 2012/13
- **6 years Management Committee** – 2006/07-09/10; 2014/15; 2016/17
- **Chairman of Selectors** – 2016/17
- **C Grade Premiership 2016/17**
- **2 Batting Trophies** – B Grade 2005/06; D Grade 2013/14
- **3 Bowling Trophies** – B Grade 2004/05, 2009/10; C Grade 2002/03
- Nominated for both Best A Grade and B Grade Teams ever of 35 years 1979/80 – 2013/14
- **Best placed in Cricketer of the Year** – 4<sup>th</sup> in 2006/07; 6<sup>th</sup> in 2008/09; 9<sup>th</sup> in 2010/11

**THANKYOU TONKS FOR YOUR GREAT CONTRIBUTION AS PRESIDENT, VICE PRESIDENT, CAPTAIN, VICE CAPTAIN, AND ON FIELD AS AN ATTACKING BATSMAN AND PACE BOWLER OVER 15 SEASONS**

Writer: John Smith

**DAVE PALMER****200 GAMES**

- Made his debut in 1995/96 and in his 21<sup>st</sup> season became the 13<sup>th</sup> player to play 200 matches for Warradale on 8th October 2016 against South Road. Of these games he has played 46 in A grade, 118 in B grade, 18 in C grade, 18 in D grade and has been Captain on 57 occasions.
- In his 200 innings for the club, he has made 3504 RUNS at an average of 19.5 including 2 centuries and 17 fifties.
- His most memorable innings include:
  - his highest score of 140 opening against Plympton in div.4 in 2006,
  - 101\* opening against North Haven in div.2 in 2000,
  - 86\* from a team score of 10-137 (62.8%) against Clapham in div.3 in 2012,
  - 75\* from a team score of 9-130 (57.7%) against Westminster in div.4 in 1998,
  - 78 from a team score of 7-146 (53.4%) against Sheidow Park in div.3 in 2012.
- Has made 2086 (or 60%) of his runs as an Opener at an average of 22, and is one of only 6 players to open the innings and carry his bat for the club.
- Has batted for 100 minutes or longer on 28 occasions, including 3 innings when he went on to bat for nearly 4 hours:
  - 238 minutes against North Haven in div.2 in 2000,
  - 237 minutes against Westminster in div.4 in 1998, and
  - 232 minutes against ICC Sharks in div.4 in 1997.
- He averages 47.7 minutes per innings at the crease and scores at 0.37 runs per minute.
- Has Top Scored in a match on 22 occasions.
- Has made over 200 runs in a season on 8 occasions, including 3 seasons when he made over 300 runs. He has a best season of 367 runs @ 33.4 in divisions 1 & 4 in 2006/07.
- Has won 3 B-Grade batting trophies.
- Has been in 3 Century partnerships and a further 39 partnerships of Fifty or more. His most successful partnerships have been with:
  - 802 Partnership runs @ 29.7, including 7 Fifty partnerships with Shoe,
  - 409 Partnership runs @ 17.0, including 3 Fifty partnerships with Phil Monahan,
  - 367 Partnership runs @ 45.9, including 1 Century & 2 Fifty partnerships with Andrew Tonkin,
  - has also been in a century partnerships with Haimish Ferguson & Trinity McNamara.
- Is the 3<sup>rd</sup> most LBWed batsmen in the club's history with 25 LBWs (behind only Kristian Schultz on 37 and Grant Craigie on 26).
- Has bowled in 39 innings for a total of 130.1 overs and taken 23 wickets at an average of 20.8, with a strike rate of 34.0 balls per wicket and an economy rate of 3.7 runs per over.
- 9 out of his 23 wickets (39%) have been bowled.
- Has taken three wickets in an innings on 1 occasion, with best figures of:
  - 4 for 12, off 2 overs in div.1 against Westminster in 2003/04, and
  - 2 for 4, off 5 overs in div.6 against Coro Ramblers in 1996/97.
- Has achieved the best bowling figures in a match on 1 occasion.
- One of only 13 players to have accrued 200 C.O.T.Y. points in a single match.
- Has won the B-Grade best team player award on 1 occasion.
- Has taken 99 catches in his career. Has taken 3 catches in an innings on 6 occasions and 10 or more catches in a season on 2 occasions (including a best season of 14 catches, =3<sup>rd</sup> best in club history)
- Has made 3 direct run-outs and received the First Fielding Vote on 50 occasions (a club record).
- Has won the club's best fieldsman trophy on 4 occasions.

**RICHIE DEY****200 GAMES**

- Made his debut in 1993/94 and in his 22<sup>nd</sup> season became the 14<sup>th</sup> player to play 200 matches for Warradale on 17<sup>th</sup> December 2016 against Keswick.
- Of these games he has played 79 in A grade, 97 in B grade, 15 in C grade and 9 in D grade, and has captained the B grade on 28 occasions and has a 74% win ratio as captain.
- In his 194 innings for the club, he has made 3131 RUNS at an average of 19.0 including 13 fifties.
- His most memorable innings include,
  - 81 (including 6 sixes) in his first game as captain, against South Park in div.4 in 2014,
  - 79 opening against Keswick in A grade in 2010,
  - 79 from no.4 against St George in div.4 in 2013,
  - 63no in 31 minutes (including 5 sixes) against Adelaide Cavaliers in div.6 in 2002,
  - 57 in 34 minutes (including 7 sixes) against Plympton in A grade in 2007.
- Has batted for 100 minutes or longer on 15 occasions, averages 38 minutes per innings and scores at 0.43 runs per minute.
- Has Top Scored in a match on 15 occasions.
- Has made over 200 runs in a season on 6 occasions, with a career best season of 279 runs @ 39.9 in 2008/09.
- Has been in 5 Century Partnerships and a further 27 partnerships of Fifty or more, his best partnerships have been with:
  - 470 partnership runs @ 24.7, including 1 Century & 1 Fifty partnership with Paul Temby,
  - 451 partnership runs @ 50.1, including 2 Century & 1 Fifty partnership with Ash Marshall,
  - 382 partnership runs @ 25.5, including 1 Century partnership with Wes Lipsett, and
  - 371 partnership runs @ 28.5, including 1 Century partnership with Phil Davidson.
- Has bowled in 74 innings for a total of 463.4 overs and taken 82 wickets at an average of 20.5, with a strike rate of 34 balls per wicket and an economy rate of 3.6 runs per over.
- Has taken five wickets in an innings ONCE and three wickets in an innings on a further 8 occasions, with best figures of
  - 5 for 57 against Mitchell Park in div.5 in 1999,
  - 4 for 22 against Seacombe Salvo's in div.2 in 1997,
  - 4 for 23 against Westminster in div.2 in 1999, and
  - 4 for 26 against Mitchell Park in div.3 in 2002.
- Has achieved the best bowling figures in a match on 7 occasions.
- Has taken 10 wickets or more in a season on 3 occasions with a best season of 17 wickets @ 14.4 in 2001/02.
- Has achieved the all-round Match double of 30 runs & 3 wickets TWICE with a best all-round match performance of 58 runs and 5 for 57 against Mitchell Park in div.5 in 1999 (a match in which he also took 2 catches and received the 1<sup>st</sup> fielding vote).
- Has achieved the all-round Season double of 100 runs & 10 wickets on 3 occasions.
- Has taken 83 field catches in his career, including 3 in an innings on 2 occasions
- Has kept wickets in 14 games and has taken 13 WK catches and made 1 stumping.
- Has made 4 direct run-outs, received the first fielding vote on 24 occasions and TWICE won the club's Best Fielder Trophy.

**JOSH DENIET****100 GAMES**

- Made his debut in October 2003 as a 12 year old, but didn't start playing regularly until 3 seasons later in 2006/07, and now in his 12th season has become the 46<sup>th</sup> player (and the youngest) to play 100 matches for Warradale on 3<sup>rd</sup> December 2016 against Morphettville Park.
- Of his 100 games he has played 66 in A grade, 8 in B grade, 25 in C grade and 1 in D grade and has captained the A Grade on 7 occasions.
- In his 83 innings for the club, he has made 1123 RUNS at an average of 18.1 including 2 fifties.
- His most memorable innings include,
  - his highest score of 67\* from a team total of 9/149 in A Grade against Glenelg ANA in 2015,
  - 50 from a team total of 10-160 in A Grade against Western Youth in 2013.
- Has made most of his runs batting at 6,7 & 8 where he has made a total of 782 runs 21.7.
- He averages 26 minutes at the crease and scores at 0.51 runs per minute and has batted for 100 minutes or longer on 1 occasion.
- Has Top Scored in a match on 3 occasions.
- Has a best season with the bat of 229 runs @ 28.6 in A grade in 2014/15.
- Has been in 7 partnerships of Fifty or more. Has had 50 partnerships with Richie Dey, Ash Marshall, Nic Russell, Grant Craigie, Paul Temby, Shane Hume & Dave Mahoney.
- Has bowled in 96 innings for a total of 840 overs and taken 110 wickets at an average of 26.1, with a strike rate of 45.8 balls per wicket, and an economy rate of 3.4 runs per over.
- Has taken five wickets in an innings on 2 occasions and three wickets in an innings on a further 12 occasions, with best figures of
  - 6 for 16 against North Haven in C grade in 2007. With that effort, at the age of 16 ½ years old, he remains to this day, the youngest ever bowler to take a six-wicket haul for Warradale.
  - 5 for 30 & 4 for 19 against Sheidow Park in A grade in round 3 this season
- Has achieved the best bowling figures in a match on 10 occasions.
- About 45% of his dismissals are either Bowled or LBW.
- Before this season, he had a best season with the ball of 16 wickets @ 24.8, but up to his 100<sup>th</sup> game he has already taken 20 wickets @ 7.5 in just 6 games this season (*and in fact went on to take 48 wickets @ 6.5 this season*). He has won the A Grade bowling trophy on 1 occasion (*twice including this season*).
- Has twice been denied the all-round Match double of 30 runs & 3 wickets by 1 run with best all-round match performances of 29\* and 4/45 against Southern in A grade in 2014, and 29\* and 3/21 against North Haven in A Grade in 2015.
- Has a best all-round season of 229 runs @ 28.6, and 14 wickets @ 20.1 in A Grade in 2014/15 and also won the club's best all-rounder award in 2011/12.
- Has won the A Grade best team man award on 1 occasion (*twice including this season*).
- This season he became the 19<sup>th</sup> player to achieve the 1000 runs & 100 wickets career double.
- Has taken 31 catches in his career, has made 5 direct run-outs and has received the First Fielding Vote on 9 occasions.



**BRAEDON TONKIN****100 GAMES**

- Although he did take a catch as a sub-fielder as an 11 year-old, Braedon made his official debut for Warradale in 2007/08 as a 13 year old and in his 10th season became the 47<sup>th</sup> and new youngest player, to play 100 matches for Warradale on 28<sup>th</sup> January 2017 against Belair.
- Of these games he has played 6 in A grade, 40 in B grade, 36 in C grade and 18 in D grade.
- In his 70 innings for the club, he has made 385 RUNS at an average of 7.0, with a highest score of 48.
- His most memorable innings include,
  - his 48 in 50 minutes (with 5 sixes) when he top-scored in a nail biting winning run chase against North Haven in D grade in 2015,
  - his 46 in 54 minutes (with 5 sixes) in a win against eventual premiers Plympton in D grade last season,
  - his 38\* in 17 minutes in a 9<sup>th</sup> wicket winning run chase against North Haven in B grade this season
- Interestingly, he has made a third of his runs against one club, 130 runs @ 18.6 against North Haven.
- Has made most of his runs at no.10 where he has made 148 runs, but surprisingly his best spot appears to be no.6 where he has made 75 runs at an average of 25.
- Has been in 2 partnerships of Fifty or more, 1 with Andrew Swift and 1 with Glenn Harris. He has also been part of 3 late wicket partnerships which hit the winning runs in run chases. They were:
  - a 10<sup>th</sup> wicket partnership of 21 with Noel Browne to chase down Plympton's 201 in C's in 2008.
  - a 10<sup>th</sup> wicket partnership of 18 with Shoe to chase down ICC Sharks' 76 in B's in 2009.
  - a 9<sup>th</sup> wicket partnership of 46 in 17 minutes with Dale Brusnahan to chase down North Haven's score of 331 in B grade this season.
- Has bowled in 80 innings for a total of 499.4 overs and taken 74 wickets at an average of 29.5, with a strike rate of 40.5 balls per wicket, and an economy rate of 4.36 runs per over.
- Has taken Four wickets in an innings on 3 occasions and Three wickets in an innings on a further 7 occasions, with best figures of:
  - 4 for 28 against Panorama in B grade in 2010,
  - 4 for 31 against Morphy Parks in B grade this season,
  - 4 for 37 against Sheidow Park in C grade in 2010.
- 36% of his wickets have been Bowled
- Has achieved the best bowling figures in a match on 9 occasions.
- Has a best season of 15 wickets @ 15.8 in 2009/10 (when he played in the C grade premiership – the only premiership in the Tonkin family). He should break that mark this season, as he has already taken 14 wickets, with 3 matches & finals still to play.
- Has achieved the all-round Match double of 30 runs & 3 wickets on 1 occasion, against Plympton in D grade last season when he made 46 runs, took 3 wickets and also took 3 catches.
- Has won the D grade best team man on 1 occasion
- Has taken 41 catches in his career, including 3 in an innings on 1 occasion, and has received the First Fielding Vote on 11 occasions.

## 2016/17 PLAYER MILESTONES

300 SUCCESSIVE GAMES	1 <sup>st</sup>	Peter HUGHES
200 A GRADE GAMES	1 <sup>st</sup>	Kristian SCHULTZ
200 GAMES	13 <sup>th</sup> 14 <sup>th</sup>	Dave PALMER Richie DEY
150 GAMES	29 <sup>th</sup>	Andrew TONKIN
100 GAMES	46 <sup>th</sup> 47 <sup>th</sup>	Josh DENIET (youngest at the time) Braedon TONKIN (new youngest)
50 GAMES	82 <sup>nd</sup> 83 <sup>rd</sup> 84 <sup>th</sup> 85 <sup>th</sup>	Justin FROST Jacob MATTHEWS Angelo PANSINI Haimish FERGUSON
1000 RUNS	58 <sup>th</sup> 59 <sup>th</sup> 60 <sup>th</sup>	Haimish FERGUSON Gary WILSON Anton BALYM
400 WICKETS	4 <sup>th</sup>	Ashely MARSHALL
100 WICKETS	34 <sup>th</sup>	Josh DENIET
50 WICKETS	68 <sup>th</sup>	Dale BRUSNAHAN
100 CATCHES	8 <sup>th</sup> 9 <sup>th</sup>	Dave PALMER Ashley MARSHALL
50 CATCHES	28 <sup>th</sup>	Dom GIBIIE
50 WK DISMISSALS	15 <sup>th</sup> 16 <sup>th</sup>	Greg MARKS Anton BALYM

## RECORDS AND ACHIEVEMENTS IN 2016/17

Season 2016/17 was one of incredible success for the Warradale Cricket Club. Our A, B and C Grades won 3 premierships, we just missed the finals with the D Grade, were runner/up in the T20 championship, received 8 Association Trophies (scooping the pool in Div 3), and achieved many new Club records. All of these major achievements are documented below.

<b>Association restructure</b>	The Adelaide & Suburban Cricket Association (ASCA) instigated a major restructure in 2016/17 to reduce each Division from 12 to 8 teams and play 7 two-day games and 7 one-day (40 over) games. As a result teams competed in 9 Divisions and our A Grade was demoted from Div 2 to Div 3.
<b>Triple Premiers</b>	WCC won an incredible 3 premierships in 2016/17. This was only the <b>second time in the 118 year history</b> of ASCA (est 1899) that one club has won 3 flags in the same year. The only other club was St Marks in 1991/92. Clubs have won 2 premierships in the same year 27 times. Plympton Footballers (6), <u>Warradale</u> and Sheidow Park (4), ICC Sharks and Keswick (3) and Mitchell Park (2) are the only clubs to have done this multiple times.
<b>20 premierships</b>	<b>WCC has now won 20 premierships</b> – equal 3 <sup>rd</sup> highest with Morphettsville Park / St Marks. Keswick and Plympton Footballers have the most with 24 flags.

**RECORDS AND ACHIEVEMENTS IN 2016/17 ...CONTINUED...**

<b>T20 Runner up</b>	WCC was runner up in the T20 championship losing to Div 1 team Port Noarlunga. Scores were tied and we lost in a one over tie-breaker.
<b>Greatest run chase ever</b>	The B Grade (8/340) successfully chased down 6/331 in R5 vs North Haven, exceeding the next biggest total of 285 by the C Grade in R5, also vs North Haven in 2015/16.
<b>8 Association Trophies</b>	Remarkably, <b>we won 8 Association Trophies in 2016/17</b> , including scooping the pool in Div 3. Winners were – <b>Anton BALYM</b> (Div.3 Keeping – 2 <sup>nd</sup> in a row, Div.3 Batting, Div.1-3 Batting), <b>Josh DENIET</b> (Div.3 Bowling, Div.1-3 Bowling), <b>Jack CORNELISSEN</b> (Div.3 Fielding; with David Mahoney 2 <sup>nd</sup> ), <b>Ash MARSHALL</b> (Div.5 Bowling), <b>Glen HARRIS</b> (Div.7 Fielding – 2 <sup>nd</sup> in a row). We have now won 13 Association awards in the last 3 seasons. In total, we have won 29 Association awards with <b>Anton BALYM</b> winning 4 of them.
<b>Cricketer of the Year (COTY)</b>	Congratulations to <b>Angelo PANSINI</b> who has become the first and only player to win <b>4 successive COTY Awards</b> – in his first 4 years with the Club. He has now won the 2 <sup>nd</sup> most COTY awards behind John Williams (6). John Gibbie & Kristian Schultz have won 3 each. <b>Ash MARSHALL</b> was runner up for an astonishing <b>10<sup>th</sup> time</b> to complement his two wins in 2007/08 and 08//09. Ash has been the winner or runner up 11 times in the last 15 years.
<b>All-rounder in a Match</b>	<b>Marc SCHMIAUKE</b> (59 and 5/39 in the Grand Final) took 14 <sup>th</sup> spot for the Best Batting/ Bowling All-rounder in a match.
<b>Best all-round season</b>	<b>Anton BALYM</b> (584 runs and 22 dismissals, 1024 COTY points) now has the 6 <sup>th</sup> best and <b>Josh DENIET</b> (237 runs, 48 wickets, 5 catches, 1009 COTY points) has the 7 <sup>th</sup> best all-round season.
<b>1000 runs and 100 wickets in A Grade</b>	<b>Josh DENIET</b> became only the 4 <sup>th</sup> A Grade player to score 1000 runs and 100 wickets in A Grade, joining John WILLIAMS, Andrew CONLEY and Peter COOMBE.
<b>Successive centuries</b>	<b>Angelo PANSINI</b> equalled Andrew CONLEY'S record of 3 centuries in successive innings.
<b>Centuries in a season</b>	With 3 centuries in the season, <b>Angelo PANSINI</b> joined Greg ALSOP to be equal second for most centuries in a season, behind Andrew CONLEY (4 centuries in 2009/10).
<b>Quickest Innings</b>	<b>Angelo PANSINI</b> (126 in 51 minutes in R5) recorded the 2 <sup>nd</sup> fastest innings of 50+ of all time behind Steve WILLCOX (63 in 23 minutes in 1989/90). <b>Paul TEMBY</b> scored the 18 <sup>th</sup> & 21 <sup>st</sup> fastest (with 60 in 34 minutes in R11, and 94 in 55 minutes in R3).
<b>Highest % scored at crease</b>	<b>Paul TEMBY</b> scored the 2 <sup>nd</sup> highest % of runs at the crease for an innings over 50 (60 out of 68 in R11 – 88.2%). <b>Curtis JELBERT</b> (59 out of 69 in R4– 85.5%) achieved the 6 <sup>th</sup> highest.
<b>Highest % of Innings Total</b>	<b>Angelo PANSINI</b> (110* from 5/166 – 66.3%) attained the 2 <sup>nd</sup> highest % of an innings total behind Rob EDWARDS (188 from 8/272 – 69.1% in 1995/96). <b>Grant CRAIGIE</b> 11 <sup>th</sup> (60 from 6/99 – 60.6%) & <b>Glen HARRIS</b> 12 <sup>th</sup> (172 from 5/284 in – 60.6%) also made the list.
<b>Highest Individual Score</b>	<b>Glen HARRIS</b> (172) is now the 5 <sup>th</sup> highest innings in our history. <b>Hamish FERGUSON</b> (140) is 17 <sup>th</sup> , <b>Paul TEMBY</b> (138 & 134) is 21 <sup>st</sup> and 24 <sup>th</sup> . <b>Andrew BELSAK</b> (134) is =24 <sup>th</sup> .
<b>Successive games</b>	<b>Peter "Shoe" HUGHES</b> continued his astonishing unbroken sequence to 306 successive games which will never be beaten. Shoe hasn't missed a game since Oct-1991, 26 seasons. <b>Ash MARSHALL'S</b> phenomenal sequence of 233 successive games was ended by a broken hand at practice prior to R14 – he had not missed a game since Mar-1997, 20 seasons.
<b>Most A Grade games</b>	<b>Kristian SCHULTZ</b> became the first player to play 200 A Grade games, including 95 in Div 1.
<b>Fastest to 1000 runs</b>	<b>Gary WILSON</b> is the 3 <sup>rd</sup> fastest to 1000 runs (27 games), behind B.Conroy & L.O'Connell.
<b>Most runs before Christmas</b>	<b>Paul TEMBY</b> (428 @ 71.3, 2 centuries) and <b>Angelo PANSINI</b> (427 @ 71.2, 3 centuries) broke Greg ALSOP's record (405 @ 81.0 in 2001/02) for the most runs before Christmas.

**RECORDS AND ACHIEVEMENTS IN 2016/17 ...CONTINUED...**

<b>Most wickets in a match</b>	<b>Ash MARSHALL</b> broke the club record for the best figures in a match with 11/31 (7/13 & 4/18) in R12, surpassing John GIBBIE's 11/41 in 1996/97. <b>Mark BURROWS</b> took 10/19 (4/10 & 6/8) in R6 to take 5 <sup>th</sup> spot. Only 8 players have taken 10 wickets in a match.
<b>Best bowling figures in an innings</b>	<b>Ash MARSHALL</b> took 7/13 in R12, which is the 6 <sup>th</sup> best bowling figures in an innings. <b>Josh DENIET</b> took 7/26 in the Grand Final, which is the 11 <sup>th</sup> best bowling figures. <b>Mark BURROWS</b> took 6/8 in R6, the 5 <sup>th</sup> cheapest 6-for ever, which is the 42 <sup>nd</sup> best.
<b>Most wickets in a Grand Final &amp; most maidens</b>	<b>Josh DENIET</b> with <b>7/26 off 26 overs with 15 maidens</b> in the Grand Final took over from Peter COOMBE (7/53 off 26.1 overs in 1984/85 in in Div 2, A Grade), as the <b>best bowling performance ever in a Grand Final</b> . 15 maidens is the most ever bowled in an innings, passing Frank PAPAGALLO's 14 in 1982.
<b>Most wickets in a season</b>	<b>Josh DENIET</b> took a phenomenal 48 wickets @ 6.5 for the season, which is the 3 <sup>rd</sup> highest in club history, the 2 <sup>nd</sup> highest in an A Grade season, and the best for a Div 3 season. John GIBBIE has the most wickets in a season with 57 @ 10.3 in 1996/97 in d grade, div.6, followed by Bob SINCLAIR with 50 wickets @ 9.2 in 1980/81 in A grade, div 5
<b>Most economical bowling</b>	<b>Josh DENIET</b> in bowling 26 overs, 15 maidens, 26 runs, 7 wickets, in the GF vs Hamilton, took top spot from Ron SCOTT on the Most Economical <i>LONG</i> Bowling innings (>20 overs). <b>Josh DENIET</b> in bowling 13 overs, 10 maidens, 5 runs, 4 wickets, in the SF vs North Haven, took top spot from Geoff BELL on the Most Economical <i>MEDIUM</i> Bowling innings (13-19 overs), while <b>Braedon TONKIN</b> in bowling 15 overs, 8 maidens, 14 runs, 3 wickets, in the GF, took 18 <sup>th</sup> place on this same list.
<b>Most runs in a season in A Grade</b>	<b>Anton BALYM</b> scored 584 runs @ 53.1 with one century and 3 fifties, the most runs ever in an A Grade season, the 2 <sup>nd</sup> highest for a Div 3 season, and 9 <sup>th</sup> highest across all grades.
<b>500 runs in a season</b>	20 players have now made 500 runs in a season, including 4 this year: <b>Anton BALYM</b> (584–9 <sup>th</sup> ), <b>Angelo PANISINI</b> (541– 11 <sup>th</sup> ), <b>Paul TEMBY</b> (540– 12 <sup>th</sup> ), and <b>Gary WILSON</b> (501– 20 <sup>th</sup> )
<b>100 sixes</b>	<b>Paul TEMBY</b> became the 6 <sup>th</sup> player to smash 100 sixes in his career. He now has 123 (3 <sup>rd</sup> ).
<b>Most career runs</b>	<b>Andrew “Winner” CONLEY</b> 7639 runs @ 31.7 (9 hundreds) passed <b>Trev PARHAM</b> by 10 runs to take top place for most career runs. Winner also retains top spot for most times top score in a match (56 times), and the most 100 minute innings (70)
<b>Most career wickets</b>	<b>Joel WILKIN</b> (578 career wickets) extended his lead to 110 for most Club wickets. Joel also leads most 5-wicket bags (25 – a lead of 6), 15 wickets in a season (21 – a lead of 4), best match figures (75 – a lead of 16). Joel has won <b>13 bowling trophies</b> (3A, 6B, 2C and 2D).
<b>Most career ducks</b>	<b>Peter HUGHES</b> (39 ducks – one in 2016/17) retained his number one ranking career duck record over second-placed Ash Marshall (32), Richie Dey and Dave Palmer (30 each).
<b>Most career catches</b>	<b>Peter HUGHES</b> still has the most no. of career catches by heaps with <b>185</b> (6 for the season). Nearest is Andrew Conley with 125.
<b>Most career fielding votes</b>	<b>Dave PALMER</b> (234 votes) retained his no. 1 rank ahead of Jason CONROY (212 votes) for career fielding votes.
<b>Most seasons played</b>	<b>John SMITH</b> (36 seasons) equalled Trevor PARHAM's record of playing for most seasons.
<b>Most seasons scoring 200+ runs</b>	<b>Peter HUGHES</b> equalled <b>Trevor PARHAM's</b> record of scoring 200+ runs in 20 seasons.
<b>Highest % of team runs in Career</b>	<b>Gary WILSON</b> retained top spot with 23.22% of team runs (1008/ 4341). <b>Andrew BELSAK</b> (23.14% - 556/2403) took 2 <sup>nd</sup> place, <b>Angelo PANSINI</b> is in 3 <sup>rd</sup> place (20.21% - 1656/ 8193).
<b>Best career batting average</b>	<b>Gary WILSON</b> retained his career average top ranking with 1008 runs @ 59.3. Marc SCHMIAUKE took 2 <sup>nd</sup> place with 634 runs @ 45.3, Andrew BELSAK 3 <sup>rd</sup> with 556 @ 42.8. Angelo PANSINI dropped from 2 <sup>nd</sup> to 4 <sup>th</sup> with 1656 runs @ 42.5.

## RECORDS AND ACHIEVEMENTS IN 2016/17 ...CONTINUED...

Youngest Century Maker	At <b>20.45 years old</b> , <b>Haimish FERGUSON</b> became the <b>4<sup>th</sup> YOUNGEST</b> player to score a century for Warradale with his 140* in A grade against Sheidow Park in r3.																																																																																										
Oldest Century Maker	At <b>49.89 years old</b> , <b>Gary WILSON</b> became the <b>3<sup>rd</sup> OLDEST</b> player to score a century for Warradale when he made 105* in D Grade against Sheidow Park in r11. At <b>47.9 years old</b> , <b>Angelo PANSINI</b> became the <b>8<sup>th</sup>, 9<sup>th</sup> &amp; 10<sup>th</sup> OLDEST</b> player to score a century for Warradale when he made a hat-trick of centuries in C grade in rounds 5 to 7. If he makes another century in 7 years time he will become the oldest. At <b>44.84 years old</b> , <b>Anton BALYM</b> became the <b>OLDEST A-Grade player</b> to make a century for Warradale when he made 104 ret.hurt (the age is showing) against Sheidow Park in round 3.																																																																																										
Oldest 6 Wicket Haul	At <b>50.77 years old</b> , <b>Brett BRYSON</b> became the <b>3<sup>rd</sup> OLDEST</b> player to take a six-for for Warradale when he took 6/22 against Port Noarlunga in round 5. At <b>47.19 years old</b> , <b>Ron SCOTT</b> became the <b>8<sup>th</sup> OLDEST</b> player to take a six-for for Warradale when he took 6/23 against eventual Grand Finalist' Plympton in round 11.																																																																																										
Partnership Records	<b><u>Highest for any wicket in A grade and Div.3, Second Highest in club history</u></b> 242* – 1 <sup>st</sup> Wicket – <b>Anton BALYM</b> (104*) & <b>Haimish FERGUSON</b> (140*), A3 v Sheidow Pk, R3  <b><u>Highest for 2<sup>nd</sup> wicket in D Grade, Highest for any wicket in Div.8</u></b> 184 – 2 <sup>nd</sup> wicket – <b>Phil MONAHAN</b> (73) & <b>Curtis JELBERT</b> (114), D8 v Cove in R3  <b><u>Highest for 2<sup>nd</sup> wicket in Div.3</u></b> 180 – 2 <sup>nd</sup> wicket – <b>Anton BALYM</b> (81) & <b>Marc SCHMIAUKE</b> (112), A3 v Coro Ramblers in R4  <b><u>Highest for 3<sup>rd</sup> wicket in Div.7</u></b> 149 – 3 <sup>rd</sup> wicket – <b>Dom GIBBIE</b> (48) & <b>Glenn HARRIS</b> (172), C7 v Kenilworth in R3  <b><u>Highest for 5<sup>th</sup> wicket in B Grade</u></b> 134 – 5 <sup>th</sup> wicket – <b>Andrew BELSAK</b> (134) & <b>Ashely MARSHALL</b> (58), B5 v North Haven in R5  <b><u>Highest for 8<sup>th</sup> wicket in Div.3</u></b> 69 – 8 <sup>th</sup> wicket – <b>Lachlan FERGUSON</b> (50) & <b>Josh DENIET</b> (40*), A3 v Hamilton in R11  ➤ <b><u>Amazingly, 3 of these record partnerships all happened on the same day.</u></b>																																																																																										
Centuries By Season	<b>55 players</b> have made <b>140 centuries</b> in 38 years of club history. 5 players scored 12 centuries in 2016/17, <b>the most centuries in any one season ever.</b> The average has been 3.7 centuries per season. <table><tr><th>YEAR</th><th>NO.</th><th>YEAR</th><th>NO.</th><th>YEAR</th><th>NO.</th><th>YEAR</th><th>NO.</th><th>YEAR</th><th>NO.</th></tr><tr><td>1979/80</td><td>1</td><td>1987/88</td><td>3</td><td>1995/96</td><td>5</td><td>2003/04</td><td>3</td><td>2011/12</td><td>3</td></tr><tr><td>1980/81</td><td>2</td><td>1988/89</td><td>2</td><td>1996/97</td><td>6</td><td>2004/05</td><td>1</td><td>2012/13</td><td>2</td></tr><tr><td>1981/82</td><td>4</td><td>1989/90</td><td>2</td><td>1997/98</td><td>4</td><td>2005/06</td><td>-</td><td>2013/14</td><td>7</td></tr><tr><td>1982/83</td><td>4</td><td>1990/91</td><td>7</td><td>1998/99</td><td>4</td><td>2006/07</td><td>3</td><td>2014/15</td><td>3</td></tr><tr><td>1983/84</td><td>1</td><td>1991/92</td><td>8</td><td>1999/00</td><td>3</td><td>2007/08</td><td>3</td><td>2015/16</td><td>4</td></tr><tr><td>1984/85</td><td>3</td><td>1992/93</td><td>5</td><td>2000/01</td><td>3</td><td>2008/09</td><td>2</td><td>2016/17</td><td>12</td></tr><tr><td>1985/86</td><td>2</td><td>1993/94</td><td>5</td><td>2001/02</td><td>8</td><td>2009/10</td><td>4</td><td></td><td></td></tr><tr><td>1986/87</td><td>-</td><td>1994/95</td><td>8</td><td>2002/03</td><td>1</td><td>2010/11</td><td>2</td><td></td><td></td></tr></table>	YEAR	NO.	YEAR	NO.	YEAR	NO.	YEAR	NO.	YEAR	NO.	1979/80	1	1987/88	3	1995/96	5	2003/04	3	2011/12	3	1980/81	2	1988/89	2	1996/97	6	2004/05	1	2012/13	2	1981/82	4	1989/90	2	1997/98	4	2005/06	-	2013/14	7	1982/83	4	1990/91	7	1998/99	4	2006/07	3	2014/15	3	1983/84	1	1991/92	8	1999/00	3	2007/08	3	2015/16	4	1984/85	3	1992/93	5	2000/01	3	2008/09	2	2016/17	12	1985/86	2	1993/94	5	2001/02	8	2009/10	4			1986/87	-	1994/95	8	2002/03	1	2010/11	2		
YEAR	NO.	YEAR	NO.	YEAR	NO.	YEAR	NO.	YEAR	NO.																																																																																		
1979/80	1	1987/88	3	1995/96	5	2003/04	3	2011/12	3																																																																																		
1980/81	2	1988/89	2	1996/97	6	2004/05	1	2012/13	2																																																																																		
1981/82	4	1989/90	2	1997/98	4	2005/06	-	2013/14	7																																																																																		
1982/83	4	1990/91	7	1998/99	4	2006/07	3	2014/15	3																																																																																		
1983/84	1	1991/92	8	1999/00	3	2007/08	3	2015/16	4																																																																																		
1984/85	3	1992/93	5	2000/01	3	2008/09	2	2016/17	12																																																																																		
1985/86	2	1993/94	5	2001/02	8	2009/10	4																																																																																				
1986/87	-	1994/95	8	2002/03	1	2010/11	2																																																																																				
5 wickets in an innings By Season	9 players took 13 bags of 5 wickets in 2016/17 – Justin Frost, Mark Burrows, Marc Schmiauke and Anthony Martin for the first time. <b>90 players</b> have now taken 5 wickets in an innings on <b>346 occasions.</b> <table><tr><th>YEAR</th><th>NO.</th><th>YEAR</th><th>NO.</th><th>YEAR</th><th>NO.</th><th>YEAR</th><th>NO.</th><th>YEAR</th><th>NO.</th></tr><tr><td>1979/80</td><td>7</td><td>1987/88</td><td>6</td><td>1995/96</td><td>14</td><td>2003/04</td><td>9</td><td>2011/12</td><td>5</td></tr><tr><td>1980/81</td><td>10</td><td>1988/89</td><td>3</td><td>1996/97</td><td>13</td><td>2004/05</td><td>5</td><td>2012/13</td><td>7</td></tr><tr><td>1981/82</td><td>9</td><td>1989/90</td><td>9</td><td>1997/98</td><td>15</td><td>2005/06</td><td>6</td><td>2013/14</td><td>8</td></tr><tr><td>1982/83</td><td>9</td><td>1990/91</td><td>10</td><td>1998/99</td><td>10</td><td>2006/07</td><td>4</td><td>2014/15</td><td>5</td></tr><tr><td>1983/84</td><td>10</td><td>1991/92</td><td>16</td><td>1999/00</td><td>11</td><td>2007/08</td><td>7</td><td>2015/16</td><td>10</td></tr><tr><td>1984/85</td><td>11</td><td>1992/93</td><td>18</td><td>2000/01</td><td>8</td><td>2008/09</td><td>7</td><td>2016/17</td><td>13</td></tr><tr><td>1985/86</td><td>5</td><td>1993/94</td><td>13</td><td>2001/02</td><td>11</td><td>2009/10</td><td>3</td><td></td><td></td></tr><tr><td>1986/87</td><td>8</td><td>1994/95</td><td>16</td><td>2002/03</td><td>11</td><td>2010/11</td><td>4</td><td></td><td></td></tr></table>	YEAR	NO.	YEAR	NO.	YEAR	NO.	YEAR	NO.	YEAR	NO.	1979/80	7	1987/88	6	1995/96	14	2003/04	9	2011/12	5	1980/81	10	1988/89	3	1996/97	13	2004/05	5	2012/13	7	1981/82	9	1989/90	9	1997/98	15	2005/06	6	2013/14	8	1982/83	9	1990/91	10	1998/99	10	2006/07	4	2014/15	5	1983/84	10	1991/92	16	1999/00	11	2007/08	7	2015/16	10	1984/85	11	1992/93	18	2000/01	8	2008/09	7	2016/17	13	1985/86	5	1993/94	13	2001/02	11	2009/10	3			1986/87	8	1994/95	16	2002/03	11	2010/11	4		
YEAR	NO.	YEAR	NO.	YEAR	NO.	YEAR	NO.	YEAR	NO.																																																																																		
1979/80	7	1987/88	6	1995/96	14	2003/04	9	2011/12	5																																																																																		
1980/81	10	1988/89	3	1996/97	13	2004/05	5	2012/13	7																																																																																		
1981/82	9	1989/90	9	1997/98	15	2005/06	6	2013/14	8																																																																																		
1982/83	9	1990/91	10	1998/99	10	2006/07	4	2014/15	5																																																																																		
1983/84	10	1991/92	16	1999/00	11	2007/08	7	2015/16	10																																																																																		
1984/85	11	1992/93	18	2000/01	8	2008/09	7	2016/17	13																																																																																		
1985/86	5	1993/94	13	2001/02	11	2009/10	3																																																																																				
1986/87	8	1994/95	16	2002/03	11	2010/11	4																																																																																				

## 2016/17 TROPHY WINNERS

### CLUB TROPHIES

TROPHY		TROPHY WINNER
CRICKETER OF THE YEAR WINNER <i>Individual &amp; Perpetual Trophy</i>	<b>Angelo PANSINI</b>	981 points - 523 runs, 14 wickets, 2 catches, 40 points from run outs & fielding votes in 14 matches, 182 practice points
CRICKETER OF THE YEAR RUNNER-UP	<b>Ash MARSHALL</b>	970 points - 260 runs, 33 wickets, 4 catches in 13 matches, 168 practice points
BEST ALL-ROUNDER	<b>Josh DENIET</b>	237 runs @ 26.3, 48 wickets @ 6.5 in 16 matches
BEST FIELDSMAN <i>Individual &amp; Perpetual Trophy</i>	<b>Glenn HARRIS</b>	8 first votes & 2 second votes in 14 matches
PRESIDENT'S TROPHY	<b>Troy SPANTON</b>	
MVP FINALS <i>Individual &amp; Perpetual Trophy</i>	<b>Christian BROOKER</b>	Semi-F: 49 (from 6/112) & 1/16 Grand-F: 28 (from 151) & 4/26
GRAND FINAL MAN OF THE MATCH	A GRADE <b>Josh DENIET</b>	7-26 off 26 overs
	B GRADE <b>Braedon TONKIN</b>	10 <sup>th</sup> wicket partnership of 29, 3-14 off 15 overs against top order
	C GRADE <b>Marc SCHMIAUKE</b>	5-39 off 15 overs, 59 (from 6-169)
T20 PLAYER OF YEAR	<b>Jack CORNELISSEN</b>	3-16 in Quarter-F, 3-20 in Semi-F
MOST IMPROVED <i>Individual &amp; Perpetual Trophy</i>	<b>Braedon TONKIN</b>	21 wickets @ 17.5, incl. 6-26 in finals, 38* in record run chase v N.Haven
ENCOURAGEMENT AWARD	<b>Andrew WOODIFIELD</b>	
GOLDEN GLOBE AWARD <i>Perpetual Trophy</i>	<b>Andrew TONKIN</b>	69 runs in 8 D grade games, 4 Ducks
BROKEN STUMP AWARD <i>Perpetual Trophy</i>	<b>The ARMAN Brothers</b>	5 wickets between them @ 51.4 off 42 overs (6.1 per over)
CENTURY BATS	<b>Angelo PANSINI</b> (126,110*,120) <b>Paul TEMBY</b> (134,138) <b>Glenn HARRIS</b> (172) <b>Haimish FERGUSON</b> (140*) <b>Andrew BELSAK</b> (134)	<b>Curtis JELBERT</b> (114) <b>Marc SCHMIAUKE</b> (112) <b>Gary WILSON</b> (105*) <b>Anton BALYM</b> (104*)
SIX-FOR AWARDS	<b>Ash MARSHALL</b> (7/13) <b>Josh DENIET</b> (7/26) <b>Mark BURROWS</b> (6/8)	<b>Brett BRYSON</b> (6/22) <b>Ron SCOTT</b> (6/23)
ASSOCIATION TROPHIES SECTION 1-3 - BATTING TROPHY SECTION 1-3 - BOWLING TROPHY SECTION 3 - BATTING TROPHY SECTION 3 - BOWLING TROPHY SECTION 3 - W/KEEPING TROPHY SECTION 3 - FIELDING TROPHY SECTION 5 - BOWLING TROPHY SECTION 7 - FIELDING TROPHY	<b>Anton BALYM</b> (484 runs @ 48.4) <b>Josh DENIET</b> (37 wickets @ 7.5) <b>Anton BALYM</b> (484 runs @ 48.4) <b>Josh DENIET</b> (37 wickets @ 7.5) <b>Anton BALYM</b> (58 votes in 13 matches) <b>Jack CORNELISSEN</b> (11 votes) <b>Ash MARSHALL</b> (33 wickets @ 13.9) <b>Glenn HARRIS</b> (18 votes)	
OUTSTANDING SERVICE AWARD <i>Individual &amp; Perpetual Trophy</i>	<b>Jason CONROY</b>	
SUPPORTER OF THE YEAR	<b>Jeff HARRIS</b>	
NEW LIFE MEMBERS	<b>Paul TEMBY</b> <b>Andrew TONKIN</b>	

## 2016/17 TROPHY WINNERS

### TEAM TROPHIES

TROPHY		TROPHY WINNER	
A GRADE			
BATTING TROPHY		Anton BALYM	584 runs @ 53.1 in 16 matches
BOWLING TROPHY		Josh DENIET	48 wickets @ 6.5 in 16 matches
CAPTAIN'S TROPHY		Nick BODEN	
BEST A GRADE TEAM PLAYER ➔ PETER COOMBE MEDAL		Josh DENIET	129 votes
B GRADE			
BATTING TROPHY		Paul TEMBY	428 runs @ 71.3 in 7 matches
BOWLING TROPHY		Ash MARSHALL	33 wickets @ 13.9 in 13 matches
CAPTAIN'S TROPHY		Braedon TONKIN	
BEST B GRADE TEAM PLAYER ➔ BRIAN 'BOOF' CONROY MEDAL		Ash MARSHALL	95 votes
C GRADE			
BATTING TROPHY		Angelo PANSINI	500 runs @ 50.0 in 13 matches
BOWLING TROPHY		Brett BRYSON	33 wickets @ 10.2 in 15 matches
CAPTAIN'S TROPHY		Glenn HARRIS	
BEST C GRADE TEAM PLAYER ➔ JOHN 'SPIN GUTS' SMITH MEDAL		Angelo PANSINI	109 votes
D GRADE			
BATTING TROPHY		Gary WILSON	450 runs @ 56.3 in 13 matches
BOWLING TROPHY		Anthony GREEN	15 wickets @ 18.6 in 11 matches
CAPTAIN'S TROPHY		Grant CRAIGIE	
BEST D GRADE TEAM PLAYER ➔ DAVE 'NOOGE' HODGE MEDAL		Gary WILSON	127 votes



## 2016/17 TEAM PLAYER OF THE YEAR VOTES

### A GRADE PETER COOMBE MEDAL

2016/17 A Grade 'Coombe Medal'															
Total	Player	r1	r2	r3	r4	r5	r6	r7	r8	r9	r10	r11	r12	r13	r14
129	DENIET J	1	-	24	1	27	10	8	-	-	3	23	7	22	3
94	BALYM A	1	-	10	20	-	1	5	-	-	26	1	3	27	-
83	FROST J	-	30	-	2	-	-	22	-	6	23	-	-	-	-
80	BODEN N	4	7	-	-	-	24	10	-	-	3	-	2	-	30
79	FERGUSON L	-	-	-	5	3	2	19	-	21	-	10	7	8	4
68	FERGUSON H	-	-	25	-	-	-	-	-	-	10	2	29	2	-
55	ISLAM R	21	10	-	-	-	24	-	-	-	-	-	-	-	-
50	SCHMIAUKE M	23	-	-	27	-	-	-	-	-	-	-	-	-	-
46	CORNELISSEN J	-	-	3	5	-	-	-	-	-	1	1	16	-	20
42	MONAGHAN S	-	-	2	-	14	5	-	-	20	-	-	-	-	1
42	WILLIAMS R	13	2	-	-	18	-	-	-	1	-	2	-	2	4
33	TEMBY P	-	-	-	-	-	-	-	-	-	-	27	2	-	4
19	MATTHEWS J	1	17	1	-	-	-	-	-	-	-	-	-	-	-
15	TONKIN B	-	-	-	-	-	-	-	-	15	-	-	-	-	-
8	SCHULTZ K	-	-	-	-	-	-	-	-	3	-	-	-	5	-
7	MAHONEY D	-	-	1	2	4	-	-	-	-	-	-	-	-	-
6	BROOKER C	2	-	-	4	-	-	-	-	-	-	-	-	-	-
2	BURROWS M	-	-	-	-	-	-	2	-	-	-	-	-	-	-

### B GRADE BRIAN 'BOOF' CONROY MEDAL

2016/17 B Grade 'Boof Conroy Medal'															
Total	Player	r1	r2	r3	r4	r5	r6	r7	r8	r9	r10	r11	r12	r13	r14
95	MARSHALL A	6	-	3	12	17	7	2	-	7	2	5	30	4	-
92	TEMBY P	2	4	29	-	-	28	29	-	-	-	-	-	-	-
69	TONKIN B	2	-	8	30	10	16	1	-	-	-	1	1	-	-
55	MATTHEWS J	-	-	-	-	-	-	10	-	-	14	8	19	4	-
47	BARRITT H	-	-	15	3	-	-	-	-	-	-	-	-	29	-
47	HANSBERRY W	-	-	-	-	-	-	-	-	-	-	-	4	13	30
40	DEY R	-	-	-	-	-	-	7	-	-	5	24	-	4	-
39	JURIC I	-	-	-	-	-	1	-	-	14	24	-	-	-	-
38	PALMER D	9	-	9	1	-	1	16	-	-	-	-	-	-	2
35	CORNELISSEN J	5	30	-	-	-	-	-	-	-	-	-	-	-	-
32	BENSON C	-	-	-	-	-	-	-	-	4	6	21	-	-	1
32	BRUSNAHAN D	2	1	-	-	7	6	-	-	-	-	-	-	4	12
31	SIMPSON R	1	-	-	-	-	-	-	-	23	7	-	-	-	-
30	FROST J	30	-	-	-	-	-	-	-	-	-	-	-	-	-
28	BELSAK A	-	-	-	-	28	-	-	-	-	-	-	-	-	-
28	HUGHES P	-	-	-	18	1	-	1	-	-	-	-	-	1	7
27	SPANTON T	1	-	2	-	3	-	-	-	17	1	-	-	3	-
23	MARKS G	-	-	-	-	-	-	-	-	-	-	1	12	4	6
18	MONAGHAN S	-	18	-	-	-	-	-	-	-	-	-	-	-	-
16	BURROWS M	-	-	-	-	-	-	-	-	-	7	6	-	-	3
11	CLARIDGE D	-	11	-	-	-	-	-	-	-	-	-	-	-	-
10	FERGUSON H	8	2	-	-	-	-	-	-	-	-	-	-	-	-
7	HUCKSTEPP C	-	-	-	-	-	7	-	-	-	-	-	-	-	-
5	SCOTT R	-	-	-	-	-	-	-	-	-	-	-	-	-	5
2	SCHULTZ K	-	-	-	2	-	-	-	-	-	-	-	-	-	-
1	MARTIN A	-	-	-	-	-	-	-	-	1	-	-	-	-	-



# 2016/17 CRICKETER OF THE YEAR (TO ROUND 14)

Rank	Player Name	Games	Runs	Wkts	Cat.	St.	R/O	F/V	Prac	Total
1	PANSINI Angelo	14	523	196	40	0	10	30	182	981
2	MARSHALL Ashley	13	260	462	80	0	0	0	168	970
3	DENIET Josh	14	237	518	80	0	0	10	106	951
4	BALYM Anton	14	484	0	180	180	10	0	72	926
5	HARRIS Glenn	14	384	42	180	0	20	180	0	806
6	WILSON Gary	14	482	28	140	0	0	60	0	710
7	TEMBY Paul	14	525	42	100	20	0	10	8	705
8	BRUSNAHAN Dale	13	139	154	140	0	0	120	120	673
9	CORNELISSEN Jack	11	134	238	160	0	0	110	28	670
10	FERGUSON Lachlan	14	230	196	80	0	0	40	86	632
11	BRYSON Brett	13	18	448	40	0	0	0	118	624
12	FERGUSON Haimish	14	415	0	140	20	10	30	4	619
13	MATTHEWS Jacob	12	83	266	80	0	0	20	130	579
14	CLARIDGE Daniel	13	58	294	100	0	0	110	12	574
15	TONKIN Braedon	12	43	210	100	0	0	30	156	539
16	BODEN Nick	11	334	0	120	0	0	30	46	530
17	SCHMIAUKE Marc	10	326	56	100	0	0	30	12	524
18	MARKS Greg	14	96	98	160	120	10	0	28	512
19	GREEN Anthony	12	53	224	180	0	0	30	24	511
20	PALMER Dave	13	181	0	140	0	0	110	80	511
21	BURROWS Mark	9	41	182	140	0	0	20	100	483
22	MONAGHAN Scott	14	197	182	60	0	0	0	28	467
23	FROST Justin	12	73	308	40	0	0	20	24	465
24	WILLIAMS Rowan	14	91	182	20	0	0	20	150	463
25	WOODFIELD Andrew	14	44	154	40	0	30	70	104	442
26	DEY Richard	13	203	14	100	0	0	30	94	441
27	SCOTT Ron	13	66	308	60	0	0	0	0	434
28	CRAIGIE Grant	13	312	0	60	0	0	30	8	410
29	HUGHES Peter	14	213	0	80	0	0	0	112	405
30	SPANTON Troy	13	57	0	120	0	0	0	222	399
31	MONAHAN Phil	11	245	42	60	0	0	30	12	389
32	MAHONEY David	10	31	0	160	0	0	90	96	377
33	HANSBERRY Bill	9	110	140	20	0	0	20	68	358
34	BROOKER Christian	9	143	56	40	0	0	0	110	349
35	BARRITT Henry	8	146	84	20	0	10	20	68	348
36	SMITH Tim	13	94	14	140	60	20	0	14	342
37	CONROY Jason	12	32	84	100	0	20	50	40	326
38	TONKIN Andrew	14	134	56	80	0	0	0	52	322
39	GIBBIE Dom	10	163	28	100	0	0	0	20	311
40	SMITH John	7	13	154	20	0	0	0	112	299
41	SCHULTZ Kristian	8	128	28	80	0	0	0	56	292
42	FULLER Paul	7	32	0	160	80	0	0	16	288
43	BATES Simon	11	51	0	100	0	20	10	100	281
44	HUCKSTEPP Craig	5	14	112	20	0	0	0	124	270
45	MASON Steve	10	44	126	60	0	10	0	30	270
46	MARTIN Anthony	9	29	140	20	0	0	0	74	263
47	WILKIN Anthony	11	5	168	60	0	10	0	4	247
48	CROUCH Jack	7	13	70	20	0	10	60	68	241
49	CONLEY Andrew	12	178	0	60	0	0	0	0	238
50	BENSON Chris	6	50	56	80	0	0	10	24	220
51	ISLAM Robiul	4	21	126	40	0	0	20	8	215
52	ARMAN Sam	6	0	42	20	0	0	20	116	198
53	JELBERT Curtis	2	173	0	20	0	0	0	0	193
54	BELSAK Andrew	2	158	0	0	0	0	0	0	158
55	ARMAN Ben	4	16	28	20	0	0	0	92	156
56	TYNSKI Simon	10	73	0	60	0	0	0	0	133
57	CLYDESDALE Matt	6	41	70	20	0	0	0	0	131
58	CRAIGIE Tyson	5	10	14	60	0	0	30	4	118
59	SIMPSON Ryan	4	20	70	0	0	0	0	24	114
60	PANSINI Brayden	0	0	0	0	0	0	0	112	112
61	CANDLETT Shane	2	19	42	40	0	0	0	8	109
62	JURIC Ivan	5	86	0	0	0	10	0	0	96
63	JEYNES Steve	2	20	0	20	0	0	10	0	50
64	TONKIN Luke	0	0	0	0	0	0	20	0	20
65	EASTHER Darryl	0	0	0	0	0	0	0	18	18
66	KASARAPU Shyam	0	0	0	0	0	0	0	16	16
67	PALMER Edward	1	1	0	0	0	0	0	4	5
68	WILLIAMS Scott	1	0	0	0	0	0	0	4	4
69	FONTAINE Gavin	1	0	0	0	0	0	0	0	0

# PREMIERSHIP LADDERS AND MATCH RESULTS IN 2016/17

## ADELAIDE AND SUBURBAN CRICKET ASSOCIATION –T20 KNOCK-OUT – 2016/17

<b>Round 1</b> 15-Nov-16	<b>Warradale</b> Bye		<b>WON</b>
<b>Quarter Final</b> 6-Dec-16 @ Cove	<b>Cove</b> <b>9A-96</b> (19.5 ov) <b>Warradale</b> <b>1-100</b> (12.4 ov)	J Cornelissen 4ov 3/16, M Schmiauke 3ov 2/11, J Deniet 2ov 1/18, K Schultz 3.5ov 1/12, L Ferguson 4ov 1/17, R Williams 3ov 0/17 A Balym 34*, H Ferguson 19, M Schmiauke 35*	<b>WON</b>
<b>Semi Final</b> 31-Jan-17 @ Marymount	<b>Warradale</b> <b>7-159</b> (20 ov) <b>Coromandel</b> <b>10-143</b> (19ov)	H Ferguson 14, A Balym 10, N Boden 3, M Schmiauke 22, P Temby 19, A Pansini 16, J Deniet 13, L Ferguson 19*, J Cornelissen 7* J Cornelissen 3ov 3/20, L Ferguson 4ov 2/28, M Schmiauke 3ov 2/21, J Deniet 2ov 1/9, J Matthews 2ov 1/9, P Temby 3ov 0/20, R Williams 2ov 0/28	<b>WON</b>
<b>Grand Final</b> 26-Feb-17 @ Port Noarlunga	<b>Port Noarlunga</b> <b>6-128</b> (20ov) <b>Warradale</b> <b>10-128</b> (20ov) <b>SUPER OVER</b> <b>Pt Noarlunga</b> <b>10</b> <b>Warradale</b> <b>8</b>	S Monaghan 4ov 3/17, J Frost 4ov 3/29, R Williams 4ov 0/18, J Deniet 4ov 0/34, P Temby 2ov 0/14, L Ferguson 1ov 0/3, A Pansini 1ov 0/5 A Balym 4, H Ferguson 9, N Boden 46, S Monaghan 14, C Brooker 2, P Temby 16, L Ferguson 0, J Deniet 1, A Pansini 4, J Frost 17*, R Williams 4 J Deniet 1ov 1/10 H Ferguson 0, N Boden 1, L Ferguson 7*	<b>LOST</b>

## ADELAIDE AND SUBURBAN CRICKET ASSOCIATION – SECTION 1 – 2016/17

RANK	TEAM	P	W2	W1	D	L1	L2	WKTS LOST	RUNS FOR	WKTS TAKEN	RUNS AGST	POINTS	Quotient
1	Coromandel Ramblers	14	0	11	1	2	0	96	2168	124	1738	71	1.6112
2	Western Youth Centre	14	0	10	1	3	0	103	2242	122	1886	65	1.4080
3	<b>Plympton Footballers</b>	14	0	8	1	5	0	105	2440	117	2169	56	1.2535
4	Port Noarlunga	14	0	6	2	6	0	93	2044	114	2243	48	1.1171
5	Keswick	14	0	5	2	7	0	110	2181	97	2218	43	0.8671
6	Sheidow Park	14	0	5	1	8	0	123	2239	106	2374	41	0.8128
7	Cove	14	0	4	1	9	0	121	2142	99	2294	36	0.7640
8	South Road	14	0	2	1	11	0	119	1825	91	2359	26	0.5916

### Semi Finals 18 & 19 March 2017

def by	Coro Ramblers	39	M Ray 5/6		
	<b>Port Noarlunga</b>	131	K Wood 46 C Blesing 4/34 C Germein 3/21	@ Hawthorndene Oval	
def by	Western Youth	142	S McGregor 46 RC Hopkins 44 JC Elsworth 7/41 RD Moore 3/45		
	<b>Plympton Foot.</b>	213	J McCann 54 B Middlin 37 S Naismith 29 B Pomeroy 29 MN King 4/33 J Slee 2/42 AW Coe 2/49	@ Western Youth Centre	

### Grand Final 25 & 26 March 2017

def	<b>Plympton Foot.</b>	3/135	J McCann 93		
	Port Noarlunga	130	J Siemering 2/16 B Middlin 2/30 J Slack 2/31	@ Plympton Oval	

## ADELAIDE AND SUBURBAN CRICKET ASSOCIATION – SECTION 2 – 2016/17

RANK	TEAM	P	BYE	W2	W1	D	L1	L2	WKTS LOST	RUNS FOR	WKTS TAKEN	RUNS AGST	POINTS	Quotient
1	<b>North Haven</b>	12	2	0	7	1	4	0	87	1883	100	1750	61	1.2368
2	Belair	12	2	1	5	1	5	0	101	1894	119	1847	61	1.2082
3	Morphettville Park	12	2	0	6	2	4	0	93	1638	102	1711	58	1.0500
4	Coromandel	12	2	0	6	2	4	0	106	1787	95	1566	58	1.0227
5	Mitchell Park	12	2	0	6	1	4	1	107	1750	98	1849	55	0.8668
6	ICC Sharks	12	2	0	4	2	6	0	97	1565	96	1688	48	0.9176
7	Glenelg ANA	12	2	0	2	1	9	0	94	1802	75	1908	36	0.7535

### Semi Finals 18 & 19 March 2017

def	<b>North Haven</b>	7/141	C Hoffrichter 54* R Egan 40 L Zadow 4/30 J Zadow 2/51		
	Coromandel	133	A Muggridge 61 J Zadow 30 S Hadnum 4/24 LJ Gil 2/33 s Davidson 2/33	@ Largs North Reserve North Oval	
def	<b>Belair</b>	243	D Wegener 61 D Caruso 35 D Jenner 29 AJ Fishwick 4/58 M Nurney 3/54 D Gregory 2/27		
	Morphettville Park	162	D Florance 51 M Nurney 36 B Mangin 3/42 A Coleman 2/25 L Debrowski 2/32 M Tansell 2/45	@ Gums Oval	

### Grand Final 25 & 26 March 2017

def	<b>North Haven</b>	145	J Oxlade 60 M Tansell 3/44 L Debrowski 2/14 A Coleman 2/43 B Mangin 2/44		
	Belair	122	A Lawrence 3/20 M Davidson 2/18 LJ Gil 2/23	@Largs North Reserve North Oval	

## ADELAIDE AND SUBURBAN CRICKET ASSOCIATION – SECTION 3 – 2016/17

RANK	TEAM	P	W2	W1	D	L1	L2	WKTS LOST	RUNS FOR	WKTS TAKEN	RUNS AGST	POINTS	Quotient
1	<b>Warradale</b>	14	1	9	1	3	0	100	2773	129	1716	71	2.0846
2	Hamilton	14	0	9	1	4	0	107	2083	119	1972	61	1.1748
3	Coromandel Ramblers II	14	0	7	1	6	0	115	2241	115	2120	51	1.0571
4	North Haven II	14	0	6	1	7	0	123	2055	113	2089	46	0.9037
5	Morphettville Park II	14	0	6	1	7	0	111	1771	110	2041	46	0.8599
6	Keswick II	14	0	6	1	7	0	115	1894	126	2087	45	0.9943
7	Sheidow Park II	14	0	4	2	7	1	130	2235	80	2150	37	0.6397
8	South Road II	14	0	3	2	9	0	106	1403	115	2280	33	0.6676

## Warradale A GRADE Match Results &amp; Highlights

Round 1	WON 1st Innings	WARRADALE 8-193 SOUTH ROAD 10-102	M Schmiauke 80*; C Brooker 23; J Deniet 22; R Williams 3/22; R Islam 4/18;
Round 2	LOST 1st Innings	HAMILTON 9-164 WARRADALE 10-111	J Matthews 3/46; J Frost 4/19; N Boden 28; R Islam 20; J Matthews 20;
Round 3	WON Outright	WARRADALE 0d-267 SHEIDOW PARK 10-127 SHEIDOW PARK 10-79	A Balym 104*; H Ferguson 140*; J Deniet 5/30; J Cornelissen 3/16; J Matthews 2/18; J Deniet 4/19; J Frost 2/20; L Ferguson 2/13;
Round 4	WON 1st Innings	WARRADALE 4-323 CORO. RAMBLERS 10-149	A Balym 81; H Ferguson 26; M Schmiauke 112; N Boden 25; C Brooker 47*; J Deniet 2/24; J Cornelissen 3/34; J Frost 2/22; L Ferguson 3/8;
Round 5	WON 1st Innings	WARRADALE 10-188 NORTH HAVEN 10-123	L Ferguson 32; S Monaghan 36; J Deniet 44; J Deniet 4/25; R Williams 3/19; S Monaghan 2/8;
Round 6	WON 1st Innings	WARRADALE 7-283 MORPHETTVILLE PARK 10-73	A Balym 34*; M Schmiauke 36; N Boden 87; S Monaghan 31; L Ferguson 40; J Deniet 24*; J Deniet 3/19; R Islam 5/25; S Monaghan 2/15;
Round 7	WON 1st Innings	WARRADALE 10-133 KESWICK 10-108	A Balym 22; N Boden 32; J Deniet 2/30; J Frost 3/30; L Ferguson 3/9;
Round 8	DRAW	WARRADALE v NORTH HAVEN	Match abandoned due to heat rule
Round 9	LOST 1st Innings	WARRADALE 9-117 CORO. RAMBLERS 8-118	S Monaghan 25; K Schultz 23; K Schultz 2/14; L Ferguson 3/17;
Round 10	WON 1st Innings	SHEIDOW PARK 9-125 WARRADALE 3-128	J Deniet 2/21; J Frost 5/27; A Balym C0 S4; A Balym 49*; H Ferguson 37; N Boden 33;
Round 11	WON 1st Innings	HAMILTON 10-126 WARRADALE 10-252	J Deniet 4/25; P Temby 2/9; P Temby 60; J Deniet 40*; L Ferguson 50; R Williams 20;
Round 12	WON 1st Innings	WARRADALE 10-279 SOUTH ROAD 10-100	A Balym 40; H Ferguson 73; K Schultz 38; P Temby 30; J Deniet 31; J Deniet 3/9; J Cornelissen 4/17; L Ferguson 2/2;
Round 13	WON 1st Innings	WARRADALE 10-349 KESWICK 10-174	H Ferguson 34; A Balym 88; N Boden 38; K Schultz 55*; J Deniet 46; L Ferguson 48; J Deniet 5/36; R Williams 2/28; S Monaghan 2/15;
Round 14	LOST 1st Innings	WARRADALE 10-149 MORPHETTVILLE PARK 3-150	N Boden 62; J Cornelissen 23;
Semi Final	WON 1st Innings	WARRADALE 10-181 NORTH HAVEN 10-57	A Balym 35; N Boden 73; J Deniet 4/5; J Frost 3/27;
Grand Final	WON 1st Innings	HAMILTON 10-142 WARRADALE 1-145	J Deniet 7/26; J Cornelissen 2/14; A Balym 65*; H Ferguson 46; N Boden 23*;

## Semi Finals 18 &amp; 19 March 2017

def	<b>Warradale</b>	181	N Boden 73 A Balym 35 J Martin 6/46	
	North Haven II	57	J Deniet 4/5 J Frost 3/27	@ Marymount High School
def	<b>Hamilton</b>	110	J Napper 38 H Telford 5/14	
	Coro. Ramblers II	33	S Rademacher 6/16 M Hodge 4/11	@ Hamilton Secondary College

## Grand Final 25 &amp; 26 March 2017

def	<b>Warradale</b>	1/145(dec)	A Balym 65* H Ferguson 46	
	Hamilton	142	B Ragless 38 S Rademacher 25 J Deniet 7/26 J Cornelissen 2/14	@ Marymount High School

## ADELAIDE AND SUBURBAN CRICKET ASSOCIATION – SECTION 4 – 2016/17

RANK	TEAM	P	W2	W1	D	L1	L2	WKTS LOST	RUNS FOR	WKTS TAKEN	RUNS AGST	POINTS	Quotient
1	ICC Sharks II	14	2	9	1	2	0	93	2411	128	1896	81	1.7502
2	<b>Southern</b>	14	1	9	1	3	0	82	2329	116	1819	71	1.8113
3	Western Youth Centre II	14	1	8	1	4	0	98	2013	135	2202	66	1.2593
4	Kenilworth	14	1	6	1	6	0	112	2291	111	1985	56	1.1439
5	Coromandel II	14	0	6	2	6	0	106	2250	104	1976	48	1.1172
6	Plympton Footballers II	14	1	3	1	8	1	118	2094	113	2670	40	0.7510
7	Port Noarlunga II	14	0	3	2	7	2	134	2097	101	2652	31	0.5960
8	Woodcroft	14	0	1	1	9	3	149	2215	84	2500	18	0.4995

**Semi Finals** 18 & 19 March 2017

ICC Sharks II 93 J Seymour 36 T Horsnell 4/17 TR SHEARER 4/22 @ Hackham Comm. Sports Club  
def by **Kenilworth** 8/177(cc) TR SHEARER 51\* CT Cooper 33 M Stancl 27 A Walker 27 C Buttfield 3/30 M Noack 3/48

**Southern** 5/250(cc) G Jones 94\* S Beagley 50 J Hester 44 N Swincer 28 KD Whenan 2/57  
def Western Youth II 46 C Thredgold 5/9 J Paech 2/6 N Swincer 2/14 @ Serpentine Reserve

**Grand Final** 25 & 26 March 2017

**Southern** 5/189 N Swincer 58 S Beagley 48\* J Hester 26 TR SHEARER 3/39 @ Serpentine Reserve  
def Kenilworth 7/187(cc) CT Cooper 36 M Stancl 29 TR SHEARER 27 N Chudawala 27 B Chapple 4/43 C Thredgold 2/49

## ADELAIDE AND SUBURBAN CRICKET ASSOCIATION – SECTION 5 – 2016/17

RANK	TEAM	P	W2	W1	D	L1	L2	WKTS LOST	RUNS FOR	WKTS TAKEN	RUNS AGST	POINTS	Quotient
1	Mitchell Park II	14	1	7	2	4	0	90	2500	122	2247	63	1.5082
2	<b>Warradale II</b>	14	1	7	2	4	0	104	2533	120	2425	63	1.2052
3	Belair II	14	0	7	2	5	0	106	2361	104	1915	53	1.2096
4	North Haven III	14	0	7	1	6	0	100	2792	129	2656	51	1.3561
5	St George	14	0	7	1	6	0	110	2970	107	2169	51	1.3320
6	Morphettville Park III	14	1	4	2	7	0	110	2281	116	2784	48	0.8640
7	Keswick III	14	0	6	1	6	1	117	2623	99	3277	45	0.6773
8	South Road III	14	0	2	1	9	2	139	1962	79	2549	24	0.4375

## Warradale B GRADE Match Results &amp; Highlights

Round 1	WON 1st Innings	SOUTH ROAD 10-112 WARRADALE 8-113	A Marshall 3/15; J Frost 5/18; D Palmer C3; P Temby 20; J Frost 27*;
Round 2	WON 1st Innings	WARRADALE 5-206 BELAIR 9A-102	H Ferguson 32; S Monaghan 45; J Cornelissen 79*; P Temby 37; J Cornelissen 3/38; S Monaghan 2/4; D Claridge 2/1;
Round 3	WON 1st Innings	ST GEORGE 9-212 WARRADALE 7-215	B Tonkin 3/25; H Barritt 4/39; D Palmer 37; H Barritt 23; P Temby 94;
Round 4	WON 1st Innings	MORPHETTVILLE PARK 10-121 WARRADALE 9d-210 MORPHETTVILLE PARK 3-63	A Marshall 3/22; B Tonkin 4/31; A Pansini 27; P Hughes 58; H Barritt 28; A Marshall 31; A Marshall 2/26;
Round 5	WON 1st Innings	NORTH HAVEN 6-331 WARRADALE 8-340	B Tonkin 2/77; T Spanton 26; A Belsak 134; P Hughes 30; A Marshall 58; D Brusnahan 20*; B Tonkin 38*;
Round 6	WON 1st Innings	WARRADALE 10-252 MITCHELL PARK 10-248	P Temby 134; H Barritt 20; D Brusnahan 30; B Tonkin 3/31; A Marshall 5/60;
Round 7	WON 1st Innings	WARRADALE 7-286 KESWICK 9A-186	D Palmer 50; P Hughes 22; P Temby 138; A Marshall 39; A Marshall 2/30; J Matthews 3/19;
Round 8	DRAW	WARRADALE v NORTH HAVEN	Match abandoned due to heat rule
Round 9	LOST 1st Innings	MORPHETTVILLE PARK 5-185 WARRADALE 10-139	R Simpson 2/25; A Martin 2/26; I Juric 38; A Belsak 24; A Marshall 26;
Round 10	LOST 1st Innings	WARRADALE 10-161 ST GEORGE 7-162	I Juric 46; R Dey 20; C Benson 27; A Marshall 25; J Matthews 22*; R Simpson 3/39; A Marshall 2/33;
Round 11	DRAW	BELAIR 8-217 WARRADALE 6-155	A Marshall 3/49; C Benson 4/17; R Dey 72*;
Round 12	WON Outright	SOUTH ROAD 10-34 WARRADALE 2d-41 SOUTH ROAD 10-66 WARRADALE 1-60	J Matthews 3/20; A Marshall 7/13; J Matthews 4/20; A Marshall 4/18; A Marshall 28*;
Round 13	LOST 1st Innings	WARRADALE 10-237 KESWICK 7-240	R Dey 36; H Barritt 58; A Marshall 24; J Matthews 2/42; W Hansberry 4/35;
Round 14	LOST 1st Innings	MITCHELL PARK 7-144 WARRADALE 10-119	W Hansberry 3/23; G Marks 3/47; P Hughes 20; W Hansberry 29;
Semi Final	WON 1st Innings	BELAIR 10-111 WARRADALE 6-112	M Burrows 2/8; W Hansberry 4/49; B Tonkin 3/12; C Brooker 49;
Grand Final	WON 1st Innings	WARRADALE 10-151 MITCHELL PARK 10-120	D Palmer 20; C Brooker 28; D Brusnahan 31*; B Tonkin 3/14; C Brooker 4/26;

**Semi Finals** 18 & 19 March 2017

**Mitchell Park II** 181 JT Dienelt 39 R Manser 35 S Davis 29 P Wilson 3/49 J Penberthy 2/29 @ Mitchell Park  
def North Haven III 131 M Tyagi 29 G Lawson 25 MF Flaherty 4/47 K Hanegraaf 3/26 N Checketts 2/18

**Warradale II** 6/112 C Brooker 49 M Agius 2/25 @ Brighton High  
def Belair II 111 T Sutton-Smith 25 D Messer 25 WD Hansberry 4/49 B Tonkin 3/12 M Burrows 2/8

**Grand Final** 25 & 26 March 2017

Mitchell Park II 120 C Johns 29 G McGinley 27 C Brooker 4/26 B Tonkin 3/14 @ Mitchell Park  
def by **Warradale II** 151 D Brusnahan 31\* C Brooker 28 K Hanegraaf 3/24 N Checketts 3/37 C Farrell 2/23 JA Hollis 2/31

## ADELAIDE AND SUBURBAN CRICKET ASSOCIATION – SECTION 6 – 2016/17

RANK	TEAM	P	W2	W1	D	L1	L2	WKTS LOST	RUNS FOR	WKTS TAKEN	RUNS AGST	POINTS	Quotient
1	Cove II	14	0	11	1	2	0	87	2027	105	1494	71	1.6375
2	<b>Morphett Vale</b>	14	0	9	1	4	0	76	2257	117	2088	61	1.6641
3	Western Youth Centre III	14	0	8	2	4	0	73	2247	100	2174	57	1.4159
4	Mitchell Park III	14	0	8	1	5	0	100	2180	114	1946	56	1.2771
5	Coromandel Ramblers III	14	0	6	1	7	0	103	1993	112	2147	46	1.0094
6	Sheidow Park III	14	0	4	1	9	0	108	2250	85	2195	36	0.8068
7	Plympton Footballers III	14	0	4	1	9	0	117	2097	89	2256	36	0.7071
8	St George II	14	0	1	2	11	0	143	1566	85	2317	23	0.4017

**Semi Finals** 18 & 19 March 2017

def	<b>Cove II</b>	9/192(cc)	B Richardson 50 P Dean 30 MH Sansome 4/46 S Reddy 2/26
	Mitchell Park III	99	J Smoker 27 L Sharman 3/8 P Greener 3/9 K Hughes 3/30 @ Cove Sports Club
def	<b>Morphett Vale</b>	107	L Potter 41 DF Gleeson 4/20 R Press 3/19
	Western Youth III	106	A Smith 26 R Lindsay 4/13 A Evers 2/20 @ Wirreanda High

**Grand Final** 25 & 26 March 2017

def by	Cove II	82	M Dean 43 R Lindsay 5/14 SP Carlton 3/34
	<b>Morphett Vale</b>	7/131(cc)	D Harrison 38* R Sunder-Das 26 P Greener 4/35 @ Cove Sports Club

## ADELAIDE AND SUBURBAN CRICKET ASSOCIATION – SECTION 7 – 2016/17

RANK	TEAM	P	W2	W1	D	L1	L2	WKTS LOST	RUNS FOR	WKTS TAKEN	RUNS AGST	POINTS	Quotient
1	Plympton Footballers IV	14	2	7	2	3	0	79	2308	133	1840	73	2.1118
2	South Park	14	2	7	1	3	1	102	2559	114	2215	70	1.2912
3	<b>Warradale III</b>	14	2	6	2	4	0	95	2034	134	1947	68	1.4736
4	ICC Sharks III	14	1	8	1	4	0	94	2235	122	1885	66	1.5389
5	Kenilworth II	14	0	7	1	6	0	79	2473	104	2270	51	1.4342
6	Southern II	14	0	4	1	7	2	131	1853	80	1871	34	0.6048
7	Port Noarlunga III	14	0	4	1	7	2	115	2058	85	3100	34	0.4907
8	Mitchell Park IV	14	0	1	1	10	2	136	1862	59	2254	19	0.3584

## Warradale C GRADE Match Results &amp; Highlights

Round 1	LOST 1st Innings	ICC SHARKS 7-146 WARRADALE 10-92	R Scott 3/22; A Pansini 2/15; T Smith 22;
Round 2	WON 1st Innings	WARRADALE 9-160 PLYMPTON FOOTBALLERS 10-122	A Pansini 35; P Hughes 23; G Harris 32; S Jeynes 20*; S Candlett 2/11; A Pansini 2/31; B Bryson 4/15;
Round 3	LOST 1st Innings	WARRADALE 5-284 KENILWORTH 5-295	D Gibbie 48; G Harris 172; S Tynski 20*; G Marks 3/29;
Round 4	LOST 1st Innings	SOUTHERN 10-167 WARRADALE 10-101	M Clydesdale 2/52; B Bryson 4/22; D Claridge 2/10; R Williams 36;
Round 5	WON Outright	PORT NOARLUNGA 8A-54 WARRADALE 3d-200 PORT NOARLUNGA 10-93	R Scott 2/8; M Burrows 2/13; A Pansini 126; A Martin 21; G Harris 35*; R Scott 2/16; B Bryson 6/22;
Round 6	WON Outright	MITCHELL PARK 10-38 WARRADALE 5d-166 MITCHELL PARK 10-98	R Scott 2/21; M Burrows 4/11; A Pansini 2/1; B Bryson 2/3; A Pansini 110*; G Harris 25; M Burrows 6/8;
Round 7	WON 1st Innings	WARRADALE 8-246 SOUTH PARK 10-197	A Pansini 120; G Harris 32; S Tynski 29; A Martin 5/36; A Pansini 2/25;
Round 8	DRAW	WARRADALE v PORT NOARLUNGA	Match abandoned due to heat rule
Round 9	WON 1st Innings	WARRADALE 9-157 SOUTHERN 10-65	A Tonkin 56; A Pansini 31; M Clydesdale 25; D Brusnahan 2/2; B Bryson 3/18; M Clydesdale 3/17;
Round 10	WON 1st Innings	WARRADALE 7-145 KENILWORTH 6-130	W Hansberry 32; D Brusnahan 31*; R Scott 25*; D Claridge 3/27;
Round 11	DRAW	PLYMPTON FOOTBALLERS 10-170 WARRADALE 8-112	R Scott 6/23; D Claridge 2/34; B Bryson 2/55; W Hansberry 21; S Bates 25;
Round 12	WON 1st Innings	WARRADALE 9-209 ICC SHARKS 10-129	M Schmiauke 54; C Brooker 49; G Harris 22; D Brusnahan 29; R Scott 2/17; B Bryson 2/9; D Claridge 4/22; D Brusnahan C3;
Round 13	LOST 1st Innings	SOUTH PARK 8-192 WARRADALE 10-110	C Brooker 3/32; M Schmiauke 2/15; A Pansini 33;
Round 14	WON 1st Innings	MITCHELL PARK 10-50 WARRADALE 2-52	D Claridge 4/12; B Bryson 3/13; G Harris 2/5; G Wilson 32*;
Semi Final	WON 1st Innings	SOUTH PARK 10-111 WARRADALE 3-118	R Scott 2/8; D Claridge 4/21; T Smith 25; A Tonkin 63;
Grand Final	WON 1st Innings	PLYMPTON FOOTBALLERS 9-152 WARRADALE 6-169	A Pansini 2/18; M Schmiauke 5/39; M Schmiauke 59; G Harris 46*;

**Semi Finals** 18 & 19 March 2017

def	<b>Plympton Foot. IV</b>	3/109	M Singleton 34* A Foote 32 S Johns 2/37
	ICC Sharks III	107	T Hay 31 L Norman 4/19 A Brigmanis 3/33 M Shah 2/10 @ Plympton Oval
def by	South Park	111	M Carr 47* D Claridge 4/21 RD Scott 2/8
	<b>Warradale III</b>	3/118	A Tonkin 63 T Smith 25 L Bishop 2/17 @ Kenilworth Oval 1

**Grand Final** 25 & 26 March 2017

def by	Plympton Foot. IV	9/152(cc)	A Brigmanis 31* M Schmiauke 5/39 A Pansini 2/18 @ Marion Primary
	<b>Warradale III</b>	6/169	M Schmiauke 59 G Harris 46* L Norman 3/48 A Brigmanis 2/39



**ADELAIDE AND SUBURBAN CRICKET ASSOCIATION – SECTION 8 – 2016/17**

RANK	TEAM	P	W2	W1	D	L1	L2	WKTS LOST	RUNS FOR	WKTS TAKEN	RUNS AGST	POINTS	Quotient
1	North Haven IV	14	1	9	2	2	0	90	2494	111	2373	73	1.2962
2	Morphettville Park IV	14	1	8	2	3	0	66	2583	123	2249	68	2.1404
3	Coromandel III	14	0	9	1	4	0	76	2075	125	2247	61	1.5188
4	<b>Cove III</b>	14	1	7	1	5	0	105	2670	111	2526	61	1.1174
5	<u>Warradale IV</u>	14	0	8	1	5	0	87	1966	95	2059	56	1.0426
6	Coromandel Ramblers IV	14	0	3	1	10	0	113	2206	72	2025	31	0.6941
7	Sheidow Park IV	14	0	2	1	11	0	128	2279	86	2897	26	0.5285
8	Plympton Footballers V	14	0	2	1	8	3	145	2675	87	2572	22	0.6240

**Warradale D GRADE Match Results & Highlights**

Round 1	LOST 1st Innings	PLYMPTON FOOTBALLERS 7-322 WARRADALE 10-179	S Mason 2/56; D Gibbie 2/64; P Fuller C2 S2; G Craigie 68; G Wilson 31;
Round 2	WON 1st Innings	WARRADALE 6-220 SHEIDOW PARK 10-175	A Conley 75; Ph Monahan 35; G Craigie 29; P Fuller 20*; A Wilkin 4/10; S Mason 4/30;
Round 3	WON 1st Innings	WARRADALE 8-333 COVE 9A-148	Ph Monahan 73; C Jelbert 114; G Wilson 81*; R Scott 2/37; C Huckstepp 3/30; J Crouch 2/30; P Fuller C3 S1;
Round 4	LOST 1st Innings	MORPHETTville PARK 7-288 WARRADALE 10-163	J Crouch 2/54; J Conroy 2/8; D Gibbie 25; C Jelbert 59; G Wilson 36;
Round 5	LOST 1st Innings	WARRADALE 10-88 NORTH HAVEN 10-128	D Gibbie 44; A Green 4/42; J Smith 4/54;
Round 6	WON 1st Innings	COROMANDEL RAMBLERS 8-186 WARRADALE 4-201	A Green 2/39; S Arman 2/56; A Woodfield 2/36; Ph Monahan 58; G Wilson 66;
Round 7	WON 1st Innings	WARRADALE 5-202 COROMANDEL 6-179	A Conley 46; Ph Monahan 47; G Wilson 72*; G Craigie 27; A Green 2/20; J Conroy C3;
Round 8	DRAW	WARRADALE v NORTH HAVEN	Match abandoned due to heat rule
Round 9	LOST 1st Innings	WARRADALE 10-85 MORPHETTville PARK 2-89	A Woodfield 22;
Round 10	LOST 1st Innings	WARRADALE 10-115 COVE 7-118	G Wilson 22; A Woodfield 2/34; Ph Monahan 2/23;
Round 11	WON 1st Innings	SHEIDOW PARK 10-127 WARRADALE 3d-164 SHEIDOW PARK 4-86	A Wilkin 2/8; C Huckstepp 2/29; J Smith 4/29; G Wilson 105*; G Craigie 44; A Wilkin 2/21;
Round 12	WON on Forfeit	WARRADALE d PLYMPTON FOOT.	
Round 13	WON 1st Innings	COROMANDEL 7-115 WARRADALE 5-117	J Conroy 3/12; A Woodfield 2/15; D Gibbie 22; G Craigie 44;
Round 14	WON 1st Innings	COROMANDEL RAMBLERS 8-97 WARRADALE 6-99	J Smith 2/17; A Green 4/24; G Craigie 60; A Green 23*;

**Semi Finals** 18 & 19 March 2017

North Haven IV 152 T Martin 74 L Strawbridge 3/11 Z Millington 3/38 S Comer 2/20 M Harwood 2/23  
def by **Cove III** 4/171 D Champion 40\* S Comer 35\* J Plenty 32 B Walczac 2/33 @ Largs North Reserve

Morphettville Park IV 156 J Watters 57 P Zaczal 5/28 J McCauley 2/29 @ Denham Reserve  
def by **Coromandel III** 8/195(cc) C Wright 55 D Coulter 44 G George 2/27 D Miller 2/40 A Smith 2/49

**Grand Final** 25 & 26 March 2017

Coromandel III 53 M Harwood 5/7 S Comer 4/24  
def by **Cove III** 0/58 J Plenty 44\* @ Blackwood Hill Oval

**ADELAIDE AND SUBURBAN CRICKET ASSOCIATION – SECTION 9 – 2016/17**

RANK	TEAM	P	BYE	W2	W1	D	L1	L2	WKTS LOST	RUNS FOR	WKTS TAKEN	RUNS AGST	POINTS	Quotient
1	North Haven V	13	1	2	8	1	2	0	58	1463	99	1593	81	1.5676
2	Mitchell Park V	12	2	2	5	2	3	0	71	1392	99	1250	73	1.5528
3	<b>Hamilton II</b>	12	2	1	5	2	4	0	67	1550	94	1685	63	1.2906
4	Keswick IV	12	2	1	5	1	5	0	65	1720	63	1306	59	1.2765
5	Kenilworth III	13	1	1	4	1	5	2	103	1585	89	1584	49	0.8646
6	Western Youth Centre IV	12	2	0	4	0	8	0	82	1486	75	1607	42	0.8458
7	South Road IV	13	1	0	3	1	4	5	113	1186	40	1357	29	0.3094
8	Woodcroft II	3	0	0	0	0	3	0	0	0	0	0	0	0.0000

**Semi Finals** 18 & 19 March 2017

North Haven V 89 JA Burton 4/26 T Smith 3/30 M Breton 2/17  
def by **Keswick IV** 5/97 S Morris 53\* D Melis 2/22 @ Trust Reserve

Mitchell Park V 114 R Singh 72 M Warland 4/28 B Pearce 2/8 S Sampson 2/42  
def by **Hamilton II** 116 D Siewes 25 R Singh 4/15 B Williams 3/41 SS Walia 2/13 @ Ascot Park Primary

**Grand Final** 25 & 26 March 2017

**Hamilton II** 152 A Rennie 39 D Siewes 27 A Bradbrook 4/21 M Breton 2/24 JA Burton 2/28  
def Keswick IV 87 D Nickolai 26\* A Rennie 4/11 M Warland 4/24 @ Hamilton Secondary

## OUR SYMPATHIES

During the last year, three Warradale Cricket Players have sadly passed away – Bryan “Beefa” Mildren, Michael “Ace” Aitchison, and David “Nooge” Hodge.

On behalf of the Warradale Cricket Club, our deep sympathies go out to their families and close friends.

### BRYAN “BEEFA” MILDREN

Very sadly, after a short fight against cancer that was diagnosed out of the blue in January 2016, Bryan “Beefa” Mildren died four months later on 31 May 2016. He was only 43 years old.

Anthony Green, Warradale Cricket Club President, announced the following sad news on 1 June 2016:

*“For anyone that has not as yet heard the sad news, it is with a heavy heart that as of yesterday we have lost a great bloke and club man in, Bryan “Beefa” Mildren.*

*Some of you will know Beefa was unavailable to play the latter half of the 2015/2016 season due to having some surgery, without knowing the full extent, this was later to be diagnosed as a form of cancer, and despite his positive attitude and treatments in beating this, Beefa sadly passed away yesterday.*

*Our heart felt sympathies goes out to Lynette and all of Beefa's friends and family, in which there are many. Beefa played cricket & footy for numerous clubs across several associations and has touched us all with his kind heart, passion and comradeship as being part of a team - His love of sport and life in general was contagious and he can only be described as a top bloke and friend.*

*Beefa was one of a kind and will be greatly missed by all of us at WCC, a great bloke and a great team mate gone too soon....R.I.P Beefa”*

Beefa was a loveable and jovial character who obviously had plenty of spirit and resilience as he played full back for Hackham Football Club which got thrashed most games by 20-40 goals. He had plenty of goals kicked on him but kept trying and turning up each week. Over 20 players from Hackham FC gave him a guard of honour at his funeral.

Beefa starting playing for Warradale in 2013/14 and played 3 seasons, playing his last game in January 2015 where he found a lump on his neck which tragically turned out to be a fast growing cancer. Beefa was a good cricketer. He bowled medium pace to take 32 wickets @ 23 in 29 games and was a good tail end batsman who did not give his wicket away, scoring 131 runs @ 16. In his last game Beefa looked fine, bowling 10 overs 1/31 and scoring a fighting 15\* with one six which we understand was his only 6 in cricket. It was a shock to all, to see him go down so quickly.

### MICHAEL “ACE” AITCHISON

By chance Trevor Parham read in The Advertiser on 11 February 2017 that Michael “Ace” Aitchison had died. There was a simple reference in the paper:

*“AITCHISON, Michael David (Ace). Aged 59 years. After many years of illness Michael has recently died whilst alone at his house at Somerton Park. Michael achieved many things during his life. Best regards from everyone.”* His funeral was held 15 February 2017.

Ace played in the first game for Warradale in 1979/80 and played 6 games over 2 seasons. He played the odd game when needed. Trev Parham recited that Ace was a good fieldsman - he took more catches (5) than made runs (3 runs @ 1.5). We understand that Ace was a very good footballer and played for various clubs. He was good mates with one of our Club Founders in Ted Medwell, was a real character, quick witted, smart and friendly.

Our deepest sympathies to Ace's family and friends.

## DAVID "NOOGE" HODGE

David "Nooge" Hodge sadly passed away on 12 March 2017, only 2 months after being diagnosed with cancer which was through his body. Nooge was only 58 years old. Nooge was a much-loved character. His funeral was attended by over 200 people.

Our deepest sympathies to his wife Debra, his children Bianca, Matthew and Amy, his grandchildren Jaxon, Brooklyn, Madison and Carter, and his siblings Vinny, Steve and Judy, other family and friends.

Nooge was a Joint Founder of the Warradale Cricket Club back in 1979 with his brother Vin Hodge, Trevor Parham, Tom Burnett and Ted Medwell. Nooge made an exceptional contribution to the Club over most seasons from 1979/80 to 2002/03 on and off the field. Nooge was a good all round cricketer for Warradale playing 101 games and scoring 1286 runs, and taking 82 wickets with his medium pace bowling and swallowing 47 catches. His career was curtailed due to numerous injuries where he missed 170 games before finally nailing his 100<sup>th</sup> game.

Nooge was an entertaining character, had a great sense of humour, could converse seriously or madly on a large range of topics, had a zest for life, was addicted to Star Wars type characters and memorabilia, was a good husband and dad / granddad, and a good bloke. Nooge unfortunately had a few accidents over the years resulting in injuries and he courageously suffered a lot of pain over his last 30 years.

The Warradale Cricket Club thanks and congratulates Nooge for:

- Having the vision & initiative to be one of the 5 Founding Members of the WCC. No-one could have imagined in their extreme hallucinatory dreams that the club could be as successful as it has been and given so much to so many people. Each Founding Member contributed \$250 – Nooge would like people to believe \$2.5m in line with his sense of humour
- Captaining the first game and claiming an outright win whilst the other race-mad Club Founders chose to 'irresponsibly' take off to the Caulfield Cup!!!
- His contribution on the field to WCC as a true all round cricketer:
- His brilliant fielding, safe catching, accurate bowling with regular wicket taking, "busy" batting – we loved your quick 'stiff-legged' running between the wickets.
- His record of 101 games, 1286 runs (8 fifties), 82 wickets and 47 catches is excellent
- Coincidentally, Nooge's WCC player is no. 5 and he was our first captain – this was the same no. as Dave Gregory for Australia who was also the first Australian captain in 1877
- Playing in 3 B Grade premierships (1981/82, 83/84 and 85/86). In the 1985/86 Grand Final Nooge bowled 8 overs for 11 runs which contributed to restricting Kenilworth with captain Brian Conroy's "on-the-one-field" and got them all out for 88 in 53 overs.
- Making countless comebacks and surviving innumerable injuries to play 101 games, missing 170 games over 23 seasons!
- His 'volumous' & hilarious contribution to the second WCC Year Book in 1984/85 where bizarre interviews were documented with 53 people! We think there maybe some people who would still sue if they re-read the reports with some of the completely 'scandalous' personal comments!!!
- Jumping nude into Mike and Sandra Sheehan's swimming pool at one of WCC's extremely sober (not) Sunday parties in the early 1980s
- Coordinating all practices in 2001/02 with great enthusiasm and deservedly won the Outstanding Service Award
- Making WCC famous with an entry in the Guinness Book of Records (1994 edition) by being clobbered for 36 and 32 in successive overs in 1989 by Lindsay Martin who recorded the fastest ever 100 in 20 balls. Over the years Nooge coped with this event with great humour. This infamy was very unfair because believe it or not Nooge was an accurate bowler.

Nooge, you will be remembered fondly by all of us.

Previous players and club members who have passed away are:  
Bob Noble, Andrew Brown, Paul Garrick, Sandra Sheehan.



Nooge in Flinders Medical Centre in early February 2017



Nooge 1997  
Premiership Photo

As Beefa also played a number of games with ICC sharks, the two clubs got together and agreed to play for the Brian 'Beefa' Mildren Trophy every time the two clubs meet in the lowest common grade.



The Brian 'Beefa' Mildren Trophy is currently held by Warradale Cricket Club.



Beefa after winning the Warradale 50 Club raffle in February, 2014



## PRESIDENT'S REPORT - 2016/17

Well, I will again open by saying "Boooo – its footy season again" but as a proud Hawthorn supporter, this year seems to take on even greater meaning being 0-4 as I write this.... It's going to be a long off season me thinks...

Thankfully, Warradale CC have 3 shiny new trophies in the cabinet and what a beautiful thing they are...

What else can one say but "Bloody magnificent work Wazza's". Massive Congrats to everyone across all grades that took part throughout the year – everyone has contributed to the club's success this season and we should all be very proud of what we have achieved as a club overall... It's been a while between drinks for us, despite going close on a few occasions, so enjoy the buzz around the place.

As always, a big thank you to all the players, supporters, wives and girlfriends for your support and invaluable contributions in making 2016/17 a great year both on and off the field. Last year we were wrapped to have 3 of the 4 teams make finals so I am absolutely pumped to go better and have 3 of the 4 sides WIN grand finals.

Warradale CC, is I feel, on the cusp of great things. The current group of players is an exceptional mix of younger guys with amazing talent and more experienced players who are eager to mentor and pass on their knowledge of the game – I don't recall a group of players more unified in this regard for some years. Testament to this, was our effort in the T20 comp this year, going down (robbed) narrowly against a Div 1 Grand Final team in Port Noarlunga. Just goes to show, we have the talent to mix it with some of the best in the association. Not forgetting, 5 WCC players picked up 8 Association awards - congrats to Anton Balym (Section 3 Keeping & Batting, Section 1-3 Batting), Josh Deniet (Section 3 Bowling and Section 1-3 Bowling), Jack Cornelissen (Section 3 Fielding), Ash Marshall (Section 5 Bowling) and Glen Harris (Section 7 Fielding) - Legends!!

Off field, we have had another solid year – Sponsorship Officer, Ange Pansini has done an enormous job once again this year in developing new and current sponsors. This with the added support from our already long term partners has been fantastic and allowed us to purchase new playing shirts and subsidised hats. That said, we need to look after our sponsors and utilise their services where ever possible (and tell them you're from WCC).

In other news, Marymount Oval now has the new synthetic grass matting to go along with the winter cover we purchased last season and are now looking to upgrade the training nets with new fencing which will be the focus for future grant applications this year.

I would like to also congratulate Bill Burnett in establishing the junior program with the In2Cricket Centre for juniors and Jason Conroy for his vital work in getting the T20 Blast up and running – the kids performed well winning 7 of their 10 games. Ideally, it's our goal to have these kids transition into an U10 or U12's team next season together with some input from Bill's primary school program and eventually forming a senior development team in either section 8 or 9 down the track.

The Marion RSL has again looked after us very well this season and I would like to thank them for their continued support, together with Marion Bowling Club and its members for always showing a keen interest in how our games are going - I even saw a few of their members at our GF games supporting.

In closing, I would like to thank everyone that has participated in what has been an enjoyable year and special mention's goes to Tracy Tozer for her efforts throughout the year as Secretary, Phil Monahan, Dom Gibbie, Angelo Pansini, Brett Bryson, Andrew and Braedon Tonkin, Josh Deniet and Jason Conroy for their efforts with the management committee.



Was great to see some first timers on the committee this year and hoping this continues next season.

Very Special Mentions to Peter Hughes and John Smith for their work with the Wazden Year Book and stats throughout the year – amazing thing the Wazden, top work and keep it up lads...

Cheers and long live Wazz

**Anthony Green**  
**WCC President**

aka "King of the Cups" (jokes)

## A GRADE CAPTAIN'S REPORT

Within a month of accepting the role as captain I found myself at an association meeting in which a vote was made to reduce the size of all divisions, meaning that within a month of captaining the Warradale Cricket club I had already managed to suffer the hurt of relegation.

From that moment, I had a hunger to push myself and those around me to promote Warradale back to where we belong.

We managed to form a strong squad through the off season, with most of last year's team agreeing that we are better than division III and were ready to prove it.

Bolstered by players stepping up throughout the grades, by accepting the call up, these players not only showed that they are talented/confident enough to ply their trade in the first team, but also selfless in the fact that they accept that they play for the Warradale Cricket club and are willing to do whatever is required of them, for better or worse of their own personal accolades.

Throughout the year the team changed, but I thank every player that made any contribution, as without you, we may have not been able to reach the heights that we did.

I can ramble on about different statistics and individual players that helped bring this flag home but they know exactly who they are and what they did.

The truth is that we won this flag because every Saturday we had 11 blokes show up that wanted the exact same thing and they were ready to do whatever it would take to grasp it.

Well done to all Wazza's this year, I applaud everyone's dedication to the club and whichever team they were selected to play for, it was an honour to be given the opportunity to lead you.



Josh Deniet  
**A Grade Captain**

## 2016/17 BATTING STATISTICS IN A GRADE

Player Name	Ga	Batting				Innings Scores					Pshps 10050	% Tm	% Cr	Score			Strokes 1's	Fld Ct	W'Keeping			
		Inn	NO	Runs	Ave	Hi	100	50	30	0				6's	4's	Bye			St	Gam		
BALYM Anton	16	15	4	584	53.1	104*	1	3	4	-	3	7	19	41	-	74	156	-	12	10	40	15
BODEN Nick	13	12	1	430	39.1	87	-	3	3	1	-	4	17	52	8	56	76	6	-	-	-	-
FERGUSON Haimish	14	13	1	413	34.4	140*	1	1	3	-	2	3	15	57	2	62	78	6	-	-	-	-
SCHMIAUKE Marc	8	6	2	253	63.3	112	1	1	1	-	1	1	16	54	-	38	52	2	-	-	-	-
DENIET Josh	16	11	2	237	26.3	46	-	-	4	3	-	3	8	40	5	25	52	5	-	-	-	-
FERGUSON Lachlan	16	12	1	236	21.5	50	-	1	3	1	-	3	8	61	6	26	39	4	-	-	-	-
MONAGHAN Scott	15	11	-	158	14.4	36	-	-	2	1	-	2	5	31	-	17	48	2	-	-	-	-
SCHULTZ Kristian	8	6	1	136	27.2	55*	-	1	1	1	-	1	10	42	1	16	38	1	-	-	-	-
TEMBY Paul	8	6	-	112	18.7	60	-	1	1	-	-	1	7	64	-	20	11	1	-	-	-	-
BROOKER Christian	6	5	1	89	22.3	47*	-	-	1	-	-	1	7	45	1	9	20	1	-	-	-	-
WILLIAMS Rowan	15	9	5	68	17.0	20	-	-	-	1	-	-	2	56	2	8	8	1	-	-	-	-
FROST Justin	13	8	2	53	8.8	19	-	-	-	-	-	-	2	36	1	4	14	2	-	-	-	-
CORNELISSEN Jack	11	7	1	51	8.5	23	-	-	-	2	-	-	2	55	-	8	7	9	-	-	-	-
MAHONEY David	10	7	1	31	5.2	8	-	-	-	1	-	-	2	41	-	1	16	8	-	-	-	-
MATTHEWS Jacob	6	3	1	24	12.0	20	-	-	-	1	-	-	2	46	-	3	4	1	-	-	-	-
ISLAM Robiul	4	2	-	21	10.5	20	-	-	-	-	-	-	2	43	-	2	5	2	-	-	-	-
BURROWS Mark	1	1	-	10	10.0	10	-	-	-	-	-	-	8	32	-	-	5	1	-	-	-	-
TONKIN Braedon	1	1	1	0	-	0*	-	-	-	-	-	-	0	-	-	-	-	-	-	-	-	-

## 2016/17 BOWLING STATISTICS IN A GRADE

Player Name	Ga	Bowling Inn	Overs	Mdn	Runs	Wkt	Ave	Innings Best	Fig 5w	% 3w	% 10	How Ct	Out Bo	St Lb	St	Wkt/ InnB	Ball/ Wkt	Run/ Over
DENIET Josh	16	15	170.5	67	310	48	6.5	7/26	3	6	32	17	23	8	-	3.2	21.4	1.8
FROST Justin	13	13	88	10	312	20	15.6	5/27	1	3	17	11	3	2	4	1.5	26.4	3.5
FERGUSON Lachlan	16	12	57.3	16	146	15	9.7	3/8	-	3	10	7	6	2	-	1.3	23.0	2.5
CORNELISSEN Jack	11	9	49.4	9	169	15	11.3	4/17	-	3	13	4	6	3	2	1.7	19.9	3.4
WILLIAMS Rowan	15	14	115	41	270	14	19.3	3/19	-	2	10	11	-	2	1	1.0	49.3	2.3
MONAGHAN Scott	15	15	75.5	13	261	13	20.1	2/8	-	-	9	7	-	4	2	0.9	35.0	3.4
ISLAM Robiul	4	3	30	5	81	9	9.0	5/25	1	1	23	4	5	-	-	3.0	20.0	2.7
MATTHEWS Jacob	6	7	45	8	147	6	24.5	3/46	-	1	9	-	4	1	1	0.9	45.0	3.3
TEMBY Paul	8	4	9.2	2	33	3	11.0	2/9	-	-	4	3	-	-	-	0.8	18.7	3.5
SCHULTZ Kristian	8	3	15	1	48	2	24.0	2/14	-	-	3	1	1	-	-	0.7	45.0	3.2
BROOKER Christian	6	1	1.3	1	-	1	0.0	1/0	-	-	1	-	1	-	-	1.0	9.0	0.0
TONKIN Braedon	1	1	7	1	29	1	29.0	1/29	-	-	13	-	1	-	-	1.0	42.0	4.1
SCHMIAUKE Marc	8	2	8	1	33	1	33.0	1/19	-	-	1	-	1	-	-	0.5	48.0	4.1
BALYM Anton	16	1	0.2	-	1	-	-	-	-	-	-	-	-	-	-	0.0	0.0	3.0

## 2016/17 RUNS FROM EACH BATTING POSITION IN A GRADE

Player Name	Gam	Opener	No.3	No.4	No.5	No.6	No.7	No.8	No.9	No.10	No.11
BALYM Anton	16	584@	53	-@	-	-@	-	-@	-	-@	-
BODEN Nick	13	47@	24	239@	40	57@	29	87@	87	-@	-
FERGUSON Haimish	14	413@	34	-@	-	-@	-	-@	-	-@	-
SCHMIAUKE Marc	8	-@	-	199@	100	54@	27	-@	-	-@	-
DENIET Josh	16	-@	-	-@	-	-@	0	-@	-	107@	18
FERGUSON Lachlan	16	-@	-	-@	-	-@	32	32	31@	16	40@
MONAGHAN Scott	15	-@	-	-@	-	30@	15	57@	10	71@	24
SCHULTZ Kristian	8	-@	-	-@	-	113@	38	-@	-	23@	23
TEMBY Paul	8	-@	-	-@	-	-@	-	-@	-	51@	13
BROOKER Christian	6	-@	-	-@	-	30@	15	59@	30	-@	-

## 2016/17 MOST MINUTES PER INNINGS IN A GRADE (MIN. 3 INNINGS)

Rank	Player Name	Gam	All Inn	Timed Inn	Total Minutes	Minutes per Inning	Runs per Minute
1	BALYM Anton	16	15	15	1226	81.73	0.476
2	SCHMIAUKE Marc	8	6	6	394	65.67	0.642
3	BODEN Nick	13	12	12	742	61.83	0.580
4	MONAGHAN Scott	15	11	11	469	42.64	0.337
5	FERGUSON Haimish	14	13	13	530	40.77	0.779
6	SCHULTZ Kristian	8	6	6	242	40.33	0.562
7	DENIET Josh	16	11	11	356	32.36	0.666
8	BROOKER Christian	6	5	5	122	24.40	0.730
9	FROST Justin	13	8	8	167	20.88	0.317
10	TEMBY Paul	8	6	6	112	18.67	1.000

## 2016/17 MOST PARTNERSHIP RUNS IN A GRADE

Rank	Player Name	Gam	Total Pship Runs	Pship Runs per Inn	Best PShip	Pships of 100	50	30	Player Runs	% of P'ship
1	BALYM Anton	16	1426	95.1	242	3	7	3	584	41.0
2	BODEN Nick	13	823	68.6	75	-	4	7	430	52.2
3	FERGUSON Haimish	14	724	55.7	242	2	3	2	413	57.0
4	DENIET Josh	16	588	53.5	69	-	3	7	237	40.3
5	MONAGHAN Scott	15	506	46.0	68	-	2	6	158	31.2
6	SCHMIAUKE Marc	8	471	78.5	180	1	1	3	253	53.7
7	FERGUSON Lachlan	16	387	32.3	69	-	3	3	236	61.0
8	SCHULTZ Kristian	8	324	54.0	82	-	1	4	136	42.0
9	BROOKER Christian	6	198	39.6	64	-	1	2	89	44.9
10	TEMBY Paul	8	176	29.3	68	-	1	1	112	63.6
11	FROST Justin	13	146	18.3	32	-	-	2	53	36.3
12	WILLIAMS Rowan	15	122	13.6	47	-	-	1	68	55.7

## 2016/17 BEST PARTNERSHIPS IN A GRADE

Rank	Wkt	Runs	Player Names	GrDv	Opposition	Rnd	Year
1	1st	242*	BALYM Anton 104* & FERGUSON Haimish 140*	A	SHEIDOW PARK	3	2016/17
2	2nd	180	BALYM Anton 81 & SCHMIAUKE Marc 112	A	COROMANDEL RAM	4	2016/17
3	1st	117	FERGUSON Haimish 73 & BALYM Anton 40	A	SOUTH ROAD	12	2016/17

## A GRADE MATCH REPORTS

## Round 1: WARRADALE v SOUTH ROAD at AWAY Ground (WON 1st Innings)

Opening game of the season, a one-day game played away at South Road.

Won the toss and decided to bat. Day started well with both Nick and Anton getting a start, unfortunately both fell by the 11<sup>th</sup> over, leaving Schmiauque to steer us to a respectable total of 193 – with 80 of his own bat, along with partnerships with Brooker, Scotty and myself.

South Road never looked likely with the bat, Rowan and Robiul combining to take 7 wickets between them, leading us to a convincing win.

Season: 2016/17, Round 1		Date: 08OCT	Grade: A	Division: 3	Captain: DENIET Josh				
WARRADALE 8-193 (40 ov)									
Ord	Min	Batsman	Scoring Strokes	How Out	Runs	Fow &	N.O.	Batsman	
1	39	BALYM Anton	114122	Bowled	11	2- 35	SCHMIAUKE M	4	
2	28	BODEN Nick	442126	Caught	19	1- 27	BALYM A	7	
3	135	SCHMIAUKE Marc	412222111211214244211211141341144131	Not Out	80				
4	31	BROOKER Christian	21141442112	Caught	23	3- 78	SCHMIAUKE M	19	
5	33	MONAGHAN Scott	14212122	Caught	15	4-119	SCHMIAUKE M	43	
6	12	FERGUSON Lachlan	112	Bowled	4	5-125	SCHMIAUKE M	45	
7	2	SCHULTZ Kristian		Bowled	0	6-125	SCHMIAUKE M	45	
8	29	DENIET Josh	111141424111	Run Out	22	7-177	SCHMIAUKE M	73	
9	9	ISLAM Robiul	1	Run Out	1	8-183	SCHMIAUKE M	74	
10	4	MATTHEWS Jacob	112	Not Out	4				
		WILLIAMS Rowan		dnb					
		Extras			14				
SOUTH ROAD 10-102 (30.4 ov)									
Ord	Bowler	Runs off each over	Ovrs	Md	Runs	Wkts	How out		
1	WILLIAMS Rowan	M.3.5.MW.3.3W.1W.7	8	2	22	3	ct2;st1;		
2	MATTHEWS Jacob	1.4.7.1.5.M.2.3	8	1	23	0			
3	SCHMIAUKE Marc	1.2.MW.16	4	1	19	1	bo1;		
4	ISLAM Robiul	5.1W.1.1.4W.6.MWW	7	1	18	4	ct1;bo3;		
5	MONAGHAN Scott	5.5.2W	3	0	12	1	ct1;		
6	DENIET Josh	1W	0.4	0	1	1	ct1;		
Fielding (caught, stumped, runout, asstd. r/o)									
BALYM A: WK(c1,s1,byes 5), BODEN N: c1, SCHMIAUKE M: c1, DENIET J: c1, ISLAM R: c1,									
Fielding Votes: 1st- ISLAM Robiul 2nd- SCHMIAUKE Marc 3rd-									

## Round 2: WARRADALE v HAMILTON at AWAY Ground (LOST 1st Innings)

Found ourselves fielding first in this one-day game against Hamilton, and got ourselves off to a great start thanks to Jacob Matthews taking 2/4 from his first two overs. Had them 7/65 after 18 overs, and we thought we were cruising to an easy win. Hamilton fought back to get 164 after 40 overs – Frosty doing his best to contain them with 4/19 of his 8.

Still confident after letting Hamilton slip from us in the field, we headed out to bat. Unfortunately we lost wickets early and continued to do so throughout our innings. Nick Boden did his best to stem the flow by batting for 40 minutes for 28. A 40-run partnership between Robiul and Jacob at the death gave us hope but it wasn't to be. This was a wakeup call, we had to improve to achieve what we had set out to do at the start of the season.

Season: 2016/17, Round 2		Date: 15OCT	Grade: A	Division: 3	Captain: DENIET Josh		
HAMILTON 9-164 (40 ov)							
Ord	Bowler	Runs off each over	Ovrs	Md	Runs Wkts	How out	
1	WILLIAMS Rowan	8.2.2.M.3.1.1W.5	8	1	22 1	ct1;	
2	MATTHEWS Jacob	3W.1W.12.9.7.6W.3.5	8	0	46 3	bo1;lb1;st1;	
3	DENIET Josh	1.1.MW.11.10.4.3.2	8	1	32 1	ct1;	
4	FROST Justin	3W.4.6.MW.MW.1W.4.1	8	2	19 4	cb1;ct3;	
5	ISLAM Robiul	3.6.2.6.9.10.1.1	8	0	38 0		
Fielding (caught, stumped, runout, asstd. r/o)							
BALYM A: WK(c1,s1,byes 4), BODEN N: c1, MAHONEY D: c1, FERGUSON L: c1, DENIET J: c1, FROST J: c1,							
Fielding Votes: 1st- MAHONEY David 2nd- BODEN Nick 3rd-							
WARRADALE 10-111 (32.3 ov)							
Ord	Min	Batsman	Scoring Strokes	How Out	Runs	Fow & N.O.	Batsman
1	14	BALYM Anton	11112	Caught	6	1- 11	BODEN N
2	37	BODEN Nick	11122114641211	Caught	28	3- 36	MAHONEY D
3	10	SCHMIAUKE Marc	1	Bowled	1	2- 26	BODEN N
4	18	MAHONEY David	111	Bowled	3	4- 47	BROOKER C
5	27	BROOKER Christian	2114	Caught	8	7- 64	FROST J
6	13	FERGUSON Lachlan	41141	Caught	11	5- 62	BROOKER C
7	1	DENIET Josh		Bowled	0	6- 62	BROOKER C
8	34	FROST Justin	2	Caught	2	8- 76	ISLAM R
9	53	ISLAM Robiul	2122114214	LBW	20	9-107	MATTHEWS J
10	33	MATTHEWS Jacob	21244142	Caught	20	10-111	WILLIAMS R
11	9	WILLIAMS Rowan	2	Not Out	2		
		Extras			10		



**Round 3: WARRADALE v SHEIDOW PARK at Marymount (WON Outright)**

Coming off our first loss of the season we were keen to get back on track. Anton and debutant Haimish Ferguson did exactly that, hitting an unbeaten 244 between them.

The decision was made to declare at the 43<sup>rd</sup> over for 0/267 and send Sheidow Park in to bat. But we only managed to take 1/43 of the 15 overs we had at them, and the game could have gone either way on the second day. After 33 overs we managed to bowl them out for 127 and decided to have a go for the outright, this payed dividends and got our season back on track. Fellow debutant Jack Cornelissen announced himself with a very handy 3/16, myself taking 9 wickets over both days, and Brooker with the killer blow before the rain hit.

Season: 2016/17, Round 3		Date: 22OCT/29OCT		Grade: A		Division: 3		Captain: DENIET Josh	
<b>WARRADALE Od-267 (43 ov)</b>									
Ord-Min--Batsman-----		Scoring Strokes-----		How Out----		Runs----		Fow & N.O.Batsman-----	
1	149	BALYM Anton	444121144424414411112442114444241211	Ret.	Hurt	104			
2	158	FERGUSON Haimish	21242						
3	9	SCHMIAUKE Marc	241444244142124414241441224421411246	Not	Out	140			
		MAHONEY David	111144111141111414141						
		MONAGHAN Scott	114						
		DENIET Josh		Not	Out	6			
		CORNELISSEN Jack							
		FERGUSON Lachlan							
		FROST Justin							
		MATTHEWS Jacob							
		WILLIAMS Rowan							
		BROOKER Christian							
		Extras							
		Retired Hurts: BALYM Anton@-242 (FERGUSON Haimish no);							
						17			
<b>SHEIDOW PARK 10-127 (47 ov)</b>									
Ord-BowLer-----		Runs off each over-----		Ovrs		Md	Runs	Wkts	How out-----
1	WILLIAMS Rowan	8.8.10		3	0	26	0		
2	DENIET Josh	M.M.MW.2.M.2.MW.2.8.MW.4.2W.5.2.2.MW.1		17	7	30	5		ct1;bo2;lb2;
3	FROST Justin	1.M.1.3.1.M.4		7	2	10	0		
4	CORNELISSEN Jack	6.3.MW.3.4W.MW		6	2	16	3		ct1;bo2;
5	MATTHEWS Jacob	M.2W.6.1.5.3.1W		7	1	18	2		bo2;
6	MONAGHAN Scott	1.6.M.M.5.1.9		7	2	22	0		
Fielding (caught, stumped, runout, asstd.r/o)-----									
BALYM A: WK(c1,s0,byes 3), FERGUSON H: c1,									
Fielding Votes: 1st- CORNELISSEN Jack 2nd- FERGUSON Haimish 3rd-									
<b>SHEIDOW PARK 10-79 (26.3 ov)</b>									
Ord-BowLer-----		Runs off each over-----		Ovrs		Md	Runs	Wkts	How out-----
1	DENIET Josh	4W.4W.2W.M.1W.M.M.8		8	3	19	4		ct1;bo1;lb2;
2	MATTHEWS Jacob	M.MW.14		3	2	14	1		bo1;
3	FROST Justin	3.5W.1.2.1.8W		6	0	20	2		ct1;lb1;
4	FERGUSON Lachlan	7W.MW.2.4		4	1	13	2		bo2;
5	MONAGHAN Scott	4.M.4.M		4	2	8	0		
6	BROOKER Christian	M.0W		1.3	1	0	1		bo1;
Fielding (caught, stumped, runout, asstd.r/o)-----									
BALYM A: WK(c0,s0,byes 3), MAHONEY D: c1, CORNELI'EN J: c1,									

### Round 4: WARRADALE v COROMANDEL RAMBLERS at Marymount (WON 1st Innings)

Another dominant display from our top order guided us to 323 at home against Coromandel Ramblers – spearheaded by Anton Balym with 81 from 186 minutes, taking the pressure of those that batted down the order. Marc Schmiauake took full advantage, hitting a quick fire 112, unfortunately coming undone due to his own fitness levels via a run out, whilst Nick Boden and Brooker run rampant at the end of the day.

A rather slow day in the field followed the next week, Ramblers only managing 149 from 50 overs, Jack Cornelissen again taking 3 wickets, Lachlan the pick of the bowlers with 3/8 from 7 overs.

Season: 2016/17, Round 4			Date: 05NOV/12NOV		Grade: A	Division: 3	Captain: DENIET Josh		
<b>WARRADALE 4-323 (60 ov)</b>									
Ord	Min	Batsman	Scoring Strokes	How Out	Runs	Fow &	N.O.	Batsman	
1	186	BALYM Anton	2111222421414444211111411111111111	Caught	81	2-221		SCHMIAUKE M	110
2	40	FERGUSON Haimish	211411111111	Caught	26	1- 41		BALYM A	13
3	147	SCHMIAUKE Marc	3441422224 44442144442241144421211444441111114 1114311212	Run Out	112	3-224		BODEN N	1
4	20	BODEN Nick	14241112441	Retired	25	4-259		BROOKER C	11
5	38	BROOKER Christian	231112114224126412411	Not Out	47				
6	19	FERGUSON Lachlan	1211134111	Not Out	16				
		MAHONEY David		dnb					
		CORNELISSEN Jack		dnb					
		DENIET Josh		dnb					
		ISLAM Robiul		dnb					
		MATTHEWS Jacob		dnb					
		FROST Justin		dnb					
		MONAGHAN Scott		dnb					
		Extras			16				
<b>COROMANDEL RAMBLERS 10-149 (50.3 ov)</b>									
Ord	Bowler	Runs off each over	Ovrs	Md	Runs	Wkts	How out		
1	DENIET Josh	M.MW.5.2.5.1.4.2.M.4.MW.1.M	13	5	24	2	bo2;		
2	MATTHEWS Jacob	3.4.M.12.1.1.1	7	1	22	0			
3	MONAGHAN Scott	10.3.5.5.10.3	6	0	36	0			
4	CORNELISSEN Jack	2.2W.4.9.2W.5W.5.5	8	0	34	3	ct1;bo1;lb1;		
5	FROST Justin	M.M.2W.1.2.4.5.8.M.MW	10	4	22	2	ct2;		
6	FERGUSON Lachlan	MW.1.5.MW.M.2.0W	6.3	3	8	3	ct2;bo1;		
<b>Fielding (caught, stumped, runout, asstd, r/o)</b>									
BALYM A: WK(c1,s0,byes 1), FERGUSON H: c1, BODEN N: c1, CORNELI'EN J: c2,									
Fielding Votes: 1st- CORNELISSEN Jack 2nd- FERGUSON Lachlan 3rd-									

**Round 5: WARRADALE v NORTH HAVEN at AWAY Ground (WON 1st Innings)**

Away at North Haven we didn't quite get off to the start we had become accustomed to, with our top 4 batsman falling for 44, leaving us to rebuild our innings. Lachlan Ferguson hit a solid 32 to help take the pressure off, before Scott Monaghan and myself combined to score 80 runs between us – leaving us to defend only 188.

North Haven's opener had us under some pressure hitting 40 runs off the first 18 overs, until Rowan Williams took his wicket to help shift momentum. Rowan went on to take 3/19 off 14, and myself 4/25, and Scotty Monaghan 2/8, did the rest of the damage, to bowl them out in the 46<sup>th</sup> over.

Season: 2016/17, Round 5		Date: 19NOV/26NOV	Grade: A	Division: 3	Captain: DENIET Josh
WARRADALE 10-188 (52.1 ov)					
Ord	Min--Batsman-----	Scoring Strokes-----	How Out-----	Runs-----	Fow & N.O.Batsman-----
1	52 BALYM Anton	134111241	Bowled	18	3- 42 BROOKER C 5
2	26 FERGUSON Haimish	41141211	Caught	15	1- 25 BALYM A 10
3	10 MAHONEY David	112	Caught	4	2- 32 BALYM A 13
4	19 BROOKER Christian	412	Bowled	7	4- 50 FERGUSON L 6
5	29 FERGUSON Lachlan	24242444411	Caught	32	5- 81 MONAGHAN S 4
6	91 MONAGHAN Scott	1111214411112111311412	Bowled	36	7-149 DENIET J 22
7	24 CORNELISSEN Jack	2124	Bowled	9	6-107 MONAGHAN S 18
8	65 DENIET Josh	113444111112342221141	Caught	44	8-181 FROST J 9
9	33 FROST Justin	2114112	Caught	12	9-184 MATTHEWS J 0
10	8 MATTHEWS Jacob		Bowled	0	10-188 WILLIAMS R 4
11	5 WILLIAMS Rowan	4	Not Out	4	
	SCHMIAUKE Marc		dnb		
	Extras			7	
NORTH HAVEN 10-123 (47.2 ov)					
Ord	Bowler-----	Runs off each over-----	Ovrs	Md	Runs Wkts---How out-----
1	DENIET Josh	2.M.2W.1.1W.2.10.1.M.2.4.MW.MW	13	4	25 4 ct2;bo1;lb1;
2	FERGUSON Lachlan	M.5	2	1	5 0
3	FROST Justin	16.3.2.2.2.2.3W.9	8	0	39 1 bo1;
4	MATTHEWS Jacob	9.M.M.2.2.2.4.M.1	9	3	20 0
5	WILLIAMS Rowan	5.4.1.2.MW.M.1W.M.M.M.1.5.MW.M	14	7	19 3 ct2;lb1;
6	MONAGHAN Scott	8W.0W	1.2	0	8 2 ct2;
Fielding (caught, stumped, runout, asstd.r/o)-----					
BALYM A: WK(c1,s0,byes 2), FERGUSON H: c1, MAHONEY D: c1, FERGUSON L: c1, MONAGHAN S: c1,					
CORNELI'EN J: c1,					
Fielding Votes: 1st- CORNELISSEN Jack 2nd- MAHONEY David 3rd-					

**Round 6: WARRADALE v MORPHETTVILLE PARK at AWAY Ground (WON 1st Innings)**

Away to Morphettville, Anton once again had us off to a great start, but his day was cut short when struck in the head by a well-placed bouncer. With our openers out of the equation, Dave Mahoney stepped up and looked as solid as ever, until falling for a well earned 7. Schmiaukey steadied the ship, whilst Nick Boden took charge and hit a superb 87. Lachlan Ferguson and Scotty Monaghan combined at the end of the day with 70 runs between them, and we finished with 7/283.

The 2<sup>nd</sup> day of the game was possibly the most boring day of cricket endured by all involved. Morphettville refused to chase the game, nor easily abandon their wickets, and they eventually fell in the 46<sup>th</sup> over for just 73 – Robiul was the man of the day with 5/25.

Season: 2016/17, Round 6		Date: 03DEC/10DEC	Grade: A	Division: 3	Captain: DENIET Josh
WARRADALE 7-283 (60 ov)					
Ord	Min--Batsman-----	Scoring Strokes-----	How Out-----	Runs-----	Fow & N.O.Batsman-----
1	104 BALYM Anton	131111111112221442211	Ret.Hurt	34	4-135 BODEN N 49
2	5 FERGUSON Haimish	2	Caught	2	1- 6 BALYM A 4
3	15 MAHONEY David	11221	Bowled	7	2- 19 BALYM A 9
4	66 SCHMIAUKE Marc	11121142124441141	Caught	36	3- 72 BODEN N 10
5	167 BODEN Nick	242241124114414164121121212414421141	LBW	87	6-219 FERGUSON L 14
6	45 MONAGHAN Scott	112244421321121	Run Out	31	5-187 BODEN N 70
7	30 FERGUSON Lachlan	11141214344314132	Caught	40	7-264 DENIET J 10
8	26 DENIET Josh	31616421	Not Out	24	
9	8 CORNELISSEN Jack	112	Not Out	4	
	MATTHEWS Jacob		dnb		
	WILLIAMS Rowan		dnb		
	ISLAM Robiul		dnb		
	Extras			18	
	Retired Hurts: BALYM Anton@2-29 (SCHMIAUKE Marc no);				
MORPHETTVILLE PARK 10-73 (46.3 ov)					
Ord	Bowler-----	Runs off each over-----	Ovrs	Md	Runs Wkts---How out-----
1	DENIET Josh	M.MW.M.M.M.5.M.M.5.1W.4.4W	12	7	19 3 ct2;bo1;
2	WILLIAMS Rowan	M.1.2.M.M.M.M.M.2	9	6	5 0
3	ISLAM Robiul	4.M.M.4.1.2.5.1W.1.2W.2W.M.M.2.1WW	15	4	25 5 cb1;ct2;bo2;
4	MATTHEWS Jacob	1.1.2	3	0	4 0
5	MONAGHAN Scott	1.3.2.4.1.1.1W.2W	7.3	0	15 2 ct1;st1;
Fielding (caught, stumped, runout, asstd.r/o)-----					
BALYM A: WK(c1,s1,byes 3), MAHONEY D: c2, DENIET J: c1, MATTHEWS J: c1, ISLAM R: c1,					
Fielding Votes: 1st- MAHONEY David 2nd- DENIET Josh 3rd-					

### Round 7: WARRADALE v KESWICK at Marymount (WON 1st Innings)

We had a miserable day with the bat in this one-dayer at home against Keswick. Anton got us a start with 22, and Nick Boden did well to try and establish an innings with wickets falling around him – he managed 32 runs and batted for an hour. Frosty, myself and debutant Mark Burrows managed to stack on another 44 runs between us, to give us a total of 133 to defend.

Our dominance in the field and with the ball managed to salvage the day. Rowan and I opened well, with the damage being done by Lachy Ferguson's 3/9 off 4 and Frosty's 3/30 off 7.

Season: 2016/17, Round 7		Date: 17DEC	Grade: A	Division: 3	Captain: DENIET Josh				
WARRADALE 10-133 (35 ov)									
Ord	Min	Batsman	Scoring	Strokes	How Out	Runs	Fow &	N.O.	Batsman
1	42	BALYM Anton	411111	41143	Caught	22	3- 39	BODEN N	8
2	14	FERGUSON Haimish	1143		Bowled	9	1- 17	BALYM A	8
3	1	MAHONEY David			LBW	0	2- 17	BALYM A	8
4	56	BODEN Nick	312214	21414124	Caught	32	5- 71	MONAGHAN S	0
5	7	BROOKER Christian	121		Stumped	4	4- 49	BODEN N	13
6	35	MONAGHAN Scott	4		Bowled	4	6- 79	DENIET J	3
7	18	DENIET Josh	12143	121	Caught	15	8- 93	BURROWS M	0
8	7	FERGUSON Lachlan	11		Caught	2	7- 93	DENIET J	15
9	27	BURROWS Mark	1311121		Bowled	10	9-124	FROST J	17
10	35	FROST Justin	14214142		Bowled	19	10-133	WILLIAMS R	1
11	8	WILLIAMS Rowan	1		Not Out	1			
Extras						15			
KESWICK 10-108 (30 ov)									
Ord	Bowler	Runs off each over	Ovrs	Md	Runs	Wkts	How out		
1	DENIET Josh	2.M.5.8.4W.4W.2.5	8	1	30	2	bo1;lb1;		
2	WILLIAMS Rowan	2.M.2W.2.4.M.6.1	8	2	17	1	ct1;		
3	MONAGHAN Scott	2.3.14	3	0	19	0			
4	FROST Justin	2.2W.7.1W.12.4W.2	7	0	30	3	ct1;bo1;st1;		
5	FERGUSON Lachlan	5W.1.3W.MW	4	1	9	3	ct2;lb1;		
Fielding (caught,stumped,runout,asstd.r/o)									
BALYM A: WK(c0,s1,byes 0), ar1, FERGUSON H: c1,ar1, BODEN N: c1, BROOKER C: c1, BURROWS M: c1,									
Fielding Votes: 1st- WILLIAMS Rowan 2nd- FERGUSON Haimish 3rd-									

## Round 8: WARRADALE v NORTH HAVEN at Marymount (DRAW)

Match abandoned due to heat rule.

Season: 2016/17,		Round 8	Date: 07JAN	Grade: A	Division: 3	Captain: DENIET Josh
WARRADALE Team for this Match						
BALYM Anton		SCHULTZ Kristian		FERGUSON Lachlan		
FERGUSON Haimish		MAHONEY David		FROST Justin		
SCHMIAUKE Marc		MONAGHAN Scott		WILLIAMS Rowan		
BODEN Nick		DENIET Josh				

**Round 9: WARRADALE v COROMANDEL RAMBLERS at AWAY Ground (LOST 1st Innings)**

We played a one-day game against Coromandel Ramblers away, on possibly the worst deck I have ever seen. They bowled us out for 117, but due to the poor conditions we couldn't be too hard on ourselves.

We went on to lose this game as they managed to get the runs in 39 overs. A notable mention to Braedon Tonkin for stepping up when called upon and bowling what I am told was a great spell, unfortunately I could not witness it, due to a wedding.

Season: 2016/17, Round 9		Date: 14JAN	Grade: A	Division: 3	Captain: DENIET Josh				
WARRADALE 9-117 (40 ov)									
Ord	Min	Batsman	Scoring	Strokes	How Out	Runs	Fow &	N.O.	Batsman
1	85	BALYM Anton	1111112111111112		LBW	18	3- 53		MONAGHAN S 3
2	39	FERGUSON Haimish	2124111111111		Caught	17	1- 30		BALYM A 10
3	18	MAHONEY David	1141		Caught	7	2- 44		BALYM A 14
4	83	MONAGHAN Scott	1112114211211111111		Bowled	25	8-104		FROST J 1
5	2	DENIET Josh			Caught	0	4- 53		MONAGHAN S 3
6	31	SCHULTZ Kristian	2141224121111		LBW	23	5- 95		MONAGHAN S 20
7	12	TEMBY Paul	1		Caught	1	6- 99		MONAGHAN S 23
8	4	FERGUSON Lachlan			Caught	0	7-101		MONAGHAN S 25
9	18	FROST Justin	111		Caught	3	9-113		WILLIAMS R 7
10	12	WILLIAMS Rowan	21314		Not Out	11			
11	2	TONKIN Braedon			Not Out	0			
		Extras				12			
COROMANDEL RAMBLERS 8-118 (40 ov)									
Ord	Bowler	Runs off each over	Ovrs	Md	Runs	Wkts	How out		
1	SCHULTZ Kristian	2.4.1W.2.1.MW.1.3	8	1	14	2	ct1;bo1;		
2	WILLIAMS Rowan	6.MW.4.2.1	5	1	13	1	ct1;		
3	TONKIN Braedon	1W.3.12.1.M.9.3	7	1	29	1	bo1;		
4	MONAGHAN Scott	10.6.1.2W.6.3	6	0	28	1	lb1;		
5	FERGUSON Lachlan	1.1W.MW.1.3.MW.1.10	8	2	17	3	bo2;lb1;		
6	FROST Justin	2.3.2.1.3.3	6	0	14	0			
Fielding (caught, stumped, runout, asstd. r/o)									
BALYM A: WK(c0,s0,byes 2), MAHONEY D: c1, FERGUSON L: c1,									
Fielding Votes: 1st- FERGUSON Lachlan 2nd- TONKIN Braedon 3rd-									

**Round 10: WARRADALE v SHEIDOW PARK at AWAY Ground (WON 1st Innings)**

For a change we lost the toss and were sent into field, in another one-day game against Sheidow Park. Rowan and I opened and combined well again, to take 2 early wickets. The pick of the bowlers has to go to Frosty who took 5/27 from his 8 overs.

We managed to reach their total of 125 with ease, Anton and Haimish leading the charge with Nick finishing the job.

Season: 2016/17, Round 10		Date: 21JAN	Grade: A	Division: 3	Captain: DENIET Josh	
SHEIDOW PARK 9-125 (40 ov)						
Ord-BowLer-----	Runs off each over-----	Ovrs	Md	Runs	Wkts----	How out-----
1 DENIET Josh	4W.3.3.2.6.1.1.1W	8	0	21	2	ct1;bo1;
2 WILLIAMS Rowan	M.2.4.7.M.7W.M.3	8	3	23	1	cb1;
3 FERGUSON Lachlan	2.1.3	3	0	6	0	
4 FROST Justin	3W.1.MW.8W.6.3.3.3W	8	1	27	5	ct2;st3;
5 MONAGHAN Scott	1.4.14	3	0	19	0	
6 CORNELISSEN Jack	6.1.1.3.1.7W	6	0	19	1	st1;
7 TEMBY Paul	2.3.M.1	4	1	6	0	
Fielding (caught,stumped,runout,asstd.r/o)-----						
BALYM A: WK(c0,s4,byes 2), MAHONEY D: c1, DENIET J: c1, CORNELI'EN J: c1, WILLIAMS R: c1,						
Fielding Votes: 1st- MAHONEY David 2nd- CORNELISSEN Jack 3rd-						
WARRADALE 3-128 (31.2 ov)						
Ord-Min--	Batsman-----	Scoring Strokes-----	How Out----	Runs-----	Fow &	N.O.Batsman-----
1 109	BALYM Anton	412211121111212142142444	Not Out	49		
2 42	FERGUSON Haimish	144222211114444	Bowled	37	1- 56	BALYM A 17
3 48	BODEN Nick	24241224412221	Caught	33	2-103	BALYM A 31
4 12	MONAGHAN Scott	14	Caught	5	3-122	BALYM A 45
5 4	MAHONEY David	11	Not Out	2		
	TEMBY Paul		dnb			
	DENIET Josh		dnb			
	FERGUSON Lachlan		dnb			
	CORNELISSEN Jack		dnb			
	FROST Justin		dnb			
	WILLIAMS Rowan		dnb			
	Extras			2		

**Round 11: WARRADALE v HAMILTON at Marymount (WON 1st Innings)**

A match myself and a lot of the guys had looked forward to, in what had been dubbed the eventual grand final – we relished an opportunity to right the wrongs of round 2. Hosting Hamilton at Marymount we managed to get off to a terrific start having them 2/6 off the first 7 overs. Once again Hamilton fought back and with the help of their captain Michael Young, managed to drag themselves to 126 – a true team effort by the bowling attack, almost every blowing change bringing a wicket.

With the bat we did not get off to a great start, leaving ourselves 4/49 overnight – Scott Monaghan and Dave Mahoney doing well to ensure we lost no more wickets before the end of the day. The next Saturday, Scotty did extremely well to steer us home with some help from Temby who smacked 60 runs in 34 minutes. A good knock after the game was won from Lachy saw him reach a half century. This game helped us set the scene for the eventual Grand Final meet up.

*Editor's Note: The captain, Josh Deniet, modestly failed to mention that he took 4/25 and made 40 not out in this match.*

Season: 2016/17, Round 11		Date: 28JAN/04FEB		Grade: A		Division: 3		Captain: DENIET Josh	
HAMILTON 10-126 (42.2 ov)									
Ord-Bowler-----		Runs off each over-----		Ovrs		Md		Runs Wkts---How out-----	
1	DENIET Josh	MW.M.1.1W.M.8.M.1.M.5.1.1W.7		13	5	25	4	ct1;bo2;lb1;	
2	WILLIAMS Rowan	2.1.1.4.M.2.1.M.M.8W.M.3.5		13	4	27	1	ct1;	
3	FERGUSON Lachlan	2.3W.5.2.4		5	0	16	1	ct1;	
4	MONAGHAN Scott	MW.2		2	1	2	1	lb1;	
5	CORNELISSEN Jack	1W.12.9.11		4	0	33	1	bo1;	
6	SCHMIAUKE Marc	7.1.2.4		4	0	14	0		
7	TEMBY Paul	9.0W		1.2	0	9	2	ct2;	
Fielding (caught, stumped, runout, asstd.r/o)-----									
BALYM A: WK(c1,s0,byes 0), SCHMIAUKE M: c1, MAHONEY D: c1, FERGUSON L: c1, CORNELI'EN J: c1,									
Fielding Votes: 1st- MAHONEY David 2nd- SCHMIAUKE Marc 3rd-									
WARRADALE 10-252 (43.2 ov)									
Ord-Min--Batsman-----		Scoring Strokes-----		How Out---		Runs-----		Fow & N.O.Batsman-----	
1	29 BALYM Anton	11412		Caught	9	3-	18	SCHMIAUKE M	0
2	13 FERGUSON Haimish	24		Bowled	6	1-	11	BALYM A	2
3	10 BODEN Nick			LBW	0	2-	16	BALYM A	7
4	27 SCHMIAUKE Marc	24444		Caught	18	4-	45	MONAGHAN S	5
5	81 MONAGHAN Scott	411121141		Caught	16	7-	131	DENIET J	3
6	20 MAHONEY David	11213		Caught	8	5-	60	MONAGHAN S	9
7	34 TEMBY Paul	412144442442114444114		Bowled	60	6-	128	MONAGHAN S	16
8	58 DENIET Josh	31412441134336		Not Out	40				
9	30 FERGUSON Lachlan	12212212424163421424		Caught	50	8-	200	DENIET J	19
10	4 CORNELISSEN Jack	21		Caught	3	9-	205	DENIET J	19
11	19 WILLIAMS Rowan	23261411		Caught	20	10-	252	DENIET J	40
	Extras				22				

## Round 12: WARRADALE v SOUTH ROAD at Marymount (WON 1st Innings)

Another terrific performance from our opening batsmen, with Haimish smashing 73 and Anton a steady 40, but more importantly, providing a foundation for the rest of our team to fire.

We reached a total of 279, which South Road never looked like reaching, falling for 100 from 46 overs. Jack Cornelissen having a day out with the ball taking 4/17 off 7.

Season: 2016/17, Round 12			Date: 11FEB/18FEB		Grade: A		Division: 3		Captain: DENIET Josh	
WARRADALE 10-279 (54.3 ov)										
Ord	Min	Batsman	Scoring Strokes			How Out	Runs	Fow &	N.O.	Batsman
1	112	BALYM Anton	422141412121124111113			Caught	40	3-133		SCHULTZ K 2
2	94	FERGUSON Haimish	2324121241124141144411214141141211			Caught	73	1-117		BALYM A 37
3	11	BODEN Nick	41212			Bowled	10	2-131		BALYM A 40
4	52	SCHULTZ Kristian	111424431342611			Caught	38	5-186		TEMBY P 2
5	36	MONAGHAN Scott	12441			Caught	12	4-174		SCHULTZ K 28
6	30	TEMBY Paul	111444421224			Caught	30	6-235		DENIET J 17
7	51	DENIET Josh	141144211411141			Bowled	31	9-279		FROST J 6
8	12	FERGUSON Lachlan	62211			Caught	12	7-254		DENIET J 24
9	9	CORNELISSEN Jack	21414			Bowled	12	8-268		DENIET J 26
10	8	FROST Justin	312			Not Out	6			
11	1	WILLIAMS Rowan				Bowled	0	10-279		FROST J 6
		Extras					15			
SOUTH ROAD 10-100 (46.2 ov)										
Ord	Bowler	Runs off each over			Ovrs	Md	Runs	Wkts	How out	
1	DENIET Josh	1.M.2.M.M.1.M.MW.4.1W.0W			10.2	5	9	3	ct2;bo1;	
2	FROST Justin	6.4.1.4.2.7.12				7	0	36	0	
3	WILLIAMS Rowan	4.M.M.3.M.2.M.M.3.M				10	6	12	0	
4	MONAGHAN Scott	2.M.2W.1.4.3				6	1	12	1	
5	TEMBY Paul	8				1	0	8	0	
6	CORNELISSEN Jack	3.1W.5W.5W.M.2.1W				7	1	17	4	
7	FERGUSON Lachlan	2.M.MW.MW.M				5	4	2	2	
Fielding (caught, stumped, runout, asstd.r/o)										
BALYM A: WK(c1,s1,byes 1), FERGUSON H: c1, BODEN N: c2,										
Fielding Votes: 1st- BODEN Nick 2nd- FERGUSON Haimish 3rd-										

### Round 13: WARRADALE v KESWICK at AWAY Ground (WON 1st Innings)

Playing Keswick on their home ground, Anton felt at home on their turf wicket, knocking up 88, with Haimish, Nick and Sarge joining him to mount over 200 runs between our top 4. Lachy and I did the damage in the tail to take us to 349.

Once again our pressure in the field and with the ball was too much, Jack Cornelissen taking one of the best reflex catches I have seen, Rowan Williams bowling extremely well to take 2-28 from 13 with 8 maidens, myself with 5/36 and Scotty with 2/15.

Season: 2016/17, Round 13		Date: 25FEB/04MAR	Grade: A	Division: 3	Captain: DENIET Josh		
WARRADALE 10-349 (59.3 ov)							
Ord	Min	Batsman	Scoring Strokes	How Out	Runs	Fow & N.O.	Batsman
1	44	FERGUSON Haimish	4411142242111141	LBW	34	1- 60	BALYM A
2	130	BALYM Anton	1112141424111242211444144144112142	Caught	88	3-201	SCHULTZ K
3	41	BODEN Nick	11424244664	Caught	38	2-119	BALYM A
4	97	SCHULTZ Kristian	1111441411124141141241111211111	Not Out	55		
5	12	MONAGHAN Scott	44	Bowled	8	4-215	SCHULTZ K
6	7	TEMBY Paul	4	Caught	4	5-224	SCHULTZ K
7	67	DENIET Josh	1414411462111111112116	Caught	46	10-349	SCHULTZ K
8	20	FERGUSON Lachlan	446614111211466	Bowled	48	6-320	DENIET J
9	4	FROST Justin	2	Caught	2	7-323	DENIET J
10	3	CORNELISSEN Jack		Bowled	0	8-324	DENIET J
11	4	WILLIAMS Rowan	261	Bowled	9	9-334	DENIET J
Extras					17		
Retired Hurts: SCHULTZ Kristian@5-269 (DENIET Josh no);							
KESWICK 10-174 (56.5 ov)							
Ord	Bowler	Runs off each over	Ovrs	Md	Runs	Wkts	How out
1	DENIET Josh	M.1.2W.2.2.1.M.6W.10.1.6.1.4W.0WW	13.5	2	36	5	ct1;bo4;
2	WILLIAMS Rowan	M.6.M.M.M.M.5.4.M.M.11W.MW.2	13	8	28	2	ct1;lb1;
3	FROST Justin	3.6.5.1.3.7.5	7	0	30	0	
4	MONAGHAN Scott	1.MW.2.5.5.M.2W	7	2	15	2	ct1;lb1;
5	FERGUSON Lachlan	2.2.M.7.3.10.M.1	8	2	25	0	
6	CORNELISSEN Jack	M.5W.M.M.4	5	3	9	1	ct1;
7	SCHULTZ Kristian	1.6.10	3	0	17	0	
Fielding (caught,stumped,runout,asstd.r/o)							
BALYM A: WK(c1,s0,byes 6), SCHULTZ K: c1, MONAGHAN S: c1, CORNELI'EN J: c1,							
Fielding Votes: 1st- CORNELISSEN Jack 2nd- FERGUSON Lachlan 3rd-							

We approached the last game of the regular season too casually, knowing we had already secured top spot. A lot of us threw our wicket away, but Nick Boden held us together with 62 runs, giving us something to defend.

We let our standards drop in the field, allowing one of their openers to hit 77 and essentially steer their team to victory. Lessons were learnt and we headed into the semi-final knowing how not to approach a game.

Season: 2016/17, Round 14		Date: 11MAR	Grade: A	Division: 3	Captain: DENIET Josh	
<b>WARRADALE 10-149 (32.2 ov)</b>						
Ord	Min	Batsman	Scoring Strokes	How Out	Runs	Fow & N.O.
1	18	BALYM Anton	112	Caught	4	2- 20 BODEN N
2	2	FERGUSON Haimish	41	Caught	5	1- 6 BALYM A
3	117	BODEN Nick	11144124441421414111211111111114	Caught	62	10-149 WILLIAMS R
4	16	SCHULTZ Kristian	214	Caught	7	3- 40 BODEN N
5	1	MONAGHAN Scott		Caught	0	4- 40 BODEN N
6	6	TEMBY Paul	2	Caught	2	5- 46 BODEN N
7	37	DENIET Josh	24423	Bowled	15	6- 80 BODEN N
8	14	FERGUSON Lachlan	214242	Caught	15	7-104 BODEN N
9	5	FROST Justin	11	Caught	2	8-107 BODEN N
10	12	CORNELISSEN Jack	4444142	Run Out	23	9-135 BODEN N
11	6	WILLIAMS Rowan	44	Not Out	8	
		Extras			6	
<b>MORPHETTVILLE PARK 3-150 (37.2 ov)</b>						
Ord	Bowler	Runs off each over	Ovrs	Md	Runs	Wkts
1	DENIET Josh	1.M.1.1.1W.M.4	7	2	8	1
2	WILLIAMS Rowan	1.1.6.9.6.5.4	7	0	32	0
3	SCHULTZ Kristian	1.3.1.12	4	0	17	0
4	MONAGHAN Scott	6.M.4.5W	4	1	15	1
5	FERGUSON Lachlan	4.5.4.1.3.14	6	0	31	0
6	FROST Justin	9.M.14	3	1	23	0
7	CORNELISSEN Jack	1.5.7	3	0	13	0
8	TEMBY Paul	1.M.9W	3	1	10	1
9	BALYM Anton	1	0.2	0	1	0
<b>Fielding (caught, stumped, runout, asstd.r/o)</b>						
BALYM A: WK(c0,s0,byes 1), TEMBY P: c1, CORNELI'EN J: c1,						
Fielding Votes:		1st- CORNELISSEN Jack	2nd- TEMBY Paul	3rd-		

The finals series finally arrives, winning the toss we elected to bat first.

Unfortunately losing an early wicket we were forced to consolidate in the 4th over, with Nick Boden and Anton doing well to calm things down - but another dubious decision meant Anton had to go in the 11<sup>th</sup> over. Sarge and Scotty Monaghan did well to bat with Nick as he went on to hit a game winning 73 in 130 minutes. A duck from the captain and some big hits from the tail enders helped us reach 181.

Not being able to bat out our overs, we were given 9 overs at them before the end of the first day. We embraced this challenge and delivered 3 killer blows to North Haven - Anton winding back the years to take a blinding catch from a suburb Rowan Williams out swinger to get us started, and Frosty then weaving his magic to tempt a cow corner shot, which ended up in the safe hands of Jack Cornelissen.

From here on North haven appeared to have lost the mental game, throwing away another wicket in the final over and then capitulating on the 2nd day for only 57 from 31 overs.

Season: 2016/17, SemiFinal		Date: 18MAR/19MAR		Grade: A		Division: 3		Captain: DENIET Josh	
WARRADALE 10-181 (48.2 ov)									
Ord	Min	Batsman	Scoring	Strokes	How Out	Runs	Fow	&	N.O.
1	37	BALYM Anton	214444	124342	LBW	35	2-	46	BODEN N
2	12	FERGUSON Haimish	12		LBW	3	1-	18	BALYM A
3	129	BODEN Nick	11141441	12414411112326	Caught	73	5-	153	TEMBY P
4	44	SCHULTZ Kristian	414211		Caught	13	3-	88	BODEN N
5	40	MONAGHAN Scott	42		Cght & B.	6	4-	125	BODEN N
6	23	TEMBY Paul	23442		Caught	15	7-	153	FERGUSON L
7	2	DENIET Josh			Bowled	0	6-	153	TEMBY P
8	13	FERGUSON Lachlan	141		Bowled	6	8-	160	FROST J
9	30	FROST Justin	61		Not Out	7			
10	1	CORNELISSEN Jack			Caught	0	9-	160	FROST J
11	16	WILLIAMS Rowan	4414		Bowled	13	10-	181	FROST J
		Extras				10			
NORTH HAVEN 10-57 (32 ov)									
Ord	Bowler	Runs off each over	Ovrs	Md	Runs	Wkts	How out		
1	DENIET Josh	2.M.M.2.MW.1.M.MW.M.MW.M.M.M	13	10	5	4	ct2;bo2;		
2	WILLIAMS Rowan	M.1W.3	3	1	4	1	ct1;		
3	FROST Justin	3W.1.4.3W.13.3W	6	0	27	3	ct1;bo1;lb1;		
4	MONAGHAN Scott	MW.M	2	2	0	1	st1;		
5	CORNELISSEN Jack	2.4.7.1.M.M	6	2	14	0			
6	FERGUSON Lachlan	2.3W	2	0	5	1	bo1;		
Fielding (caught, stumped, runout, asstd.r/o)									
BALYM A: WK(c2,s1,byes 0), CORNELI'EN J: c1,									



## Grand Final: WARRADALE v HAMILTON at Marymount (WON 1st Innings)

The big dance. Losing the toss, we were forced to do something that was a bit foreign to us and bowl first. Every player turned up on that day in the field, missing absolutely nothing we managed to restrict Hamilton to 51 runs from the first 30 overs – not letting our standards drop at any point in the day, we constricted their strike batsmen to only 25 runs. Everyone did well to bowl to the plan, I was lucky enough to find rhythm and bowl 26 overs in the day to take 7/26, only made possible by the team's effort to build pressure at the other end and in the field. Honourable mentions to Scotty Monaghan for his 14 overs at a run rate of 3.5 in a difficult period of the game – a standout performance in his season, along with Jack Cornelissen finishing the job with 2 wickets at the death.

Leaving us to chase 142 runs to bring the flag home, Anton and Hamish took this on without fear, Haimish single-handedly removing their opening bowlers from the attack with 46 from the first 12 overs. He then handed the reigns over to Nick and Anton to finish the job. Anton delivering on what he had promised earlier on in the season, kept his cool to hit an unbeaten 65, and was part of the winning partnership that saw Nick smash the winning runs with a massive six.

An outstanding team effort to play a perfect game of cricket in a Grand Final.

Season: 2016/17, GrandFinal		Date: 25MAR/26MAR	Grade: A	Division: 3	Captain: DENIET Josh	
HAMILTON 10-142 (59.4 ov)						
Ord-Bowler-----	Runs off each over-----		Ovrs	Md	Runs	Wkts-----How out-----
1 DENIET Josh	2.1.2.M.W.3.M.M.M.M.W.M.M.M.M.2.1.1.M.W.3W.M.M.W.		26	15	26	7 cb1;ct1;bo4;1b1;
	M.1.M.7.3					
2 WILLIAMS Rowan	6.1.2.1.8.2		6	0	20	0
3 CORNELISSEN Jack	5.M.1.6.2.WW		4.4	1	14	2 ct1;bo1;
4 FROST Justin	3.2.3.2.5		5	0	15	0
5 FERGUSON Lachlan	M.3.M.6		4	2	9	0
6 MONAGHAN Scott	2.8.5.2.2.2.1.6.1.M.M.4.7.10W		14	2	50	1 ct1;
-----Fielding (caught, stumped, runout, asstd. r/o)-----						
BALYM A: WK(c1,s0,byes 7), FERGUSON H: c1, DENIET J: c1, FROST J: c1,						
WARRADALE 1-145 (31.5 ov)						
Ord-Min-----	Batsman-----	Scoring Strokes-----		How Out-----	Runs-----	Fow & N.O.Batsman-----
1 120	BALYM Anton	214141111211111414422114421211431		Not Out	65	
2 41	FERGUSON Haimish	4144141442641141		Bowled	46	1- 70 BALYM A 20
3 78	BODEN Nick	1241111166		Not Out	23	
	SCHULTZ Kristian			dnb		
	TEMBY Paul			dnb		
	MONAGHAN Scott			dnb		
	DENIET Josh			dnb		
	FERGUSON Lachlan			dnb		
	FROST Justin			dnb		
	CORNELISSEN Jack			dnb		
	WILLIAMS Rowan			dnb		
	Extras				11	











## B GRADE CAPTAIN'S REPORT

2016/17 was the most satisfying for me as captain without doubt. We finished the minor round with 8 wins (including 1 outright), 4 losses and 2 draws. We were undefeated at Xmas, but this was due to us pulling off 3 miracle wins against St George, North Haven & Mitchell Park. Late in each of these matches, we looked like we were going to lose, but we hung in there, kept persisting and believing, and were eventually rewarded for maintaining our concentration and endeavour for 100% of the match, not just the first 95%.

This year the B's went down to section 5 due to the 7+7 fixture, so the belief was there from the start that we could achieve the ultimate success. However, this belief was substantially reinforced and increased by those hard attritional wins in the first half of the season, and this match hardness came to the fore in the Grand Final when we restricted Mitchell Park to just 120 runs off 60 overs.

Our team was forced to evolve over the course of the season, due to losing key players to the A grade. To cover these losses, we introduced Chris Benson, Mark Burrows and Bill Hansberry to the side, and all showed all-rounder qualities. We also had to deal with late season injuries to Ivan Juric, Chris Benson & Ash Marshall. It was remarkable that we achieved what we did, considering the setbacks along the way.

Paul Temby won this year's batting trophy with 428 runs @ 71.3 in just 6 innings, with 2 centuries, smacked 26 sixes and 47 fours, and was the key factor in 3 of our wins before Xmas.

Ash Marshall won our bowling trophy with 33 wickets @ 13.9, including 11 wickets in a match (a club record) in our outright win against South Road. He also scored 260 runs before injury ended his season a week before the finals.

Chip Tonkin delivered in a big way with 20 wickets @ 16.2 and played an outstanding role in his match winning partnership with Daisy Brusnahan in a club record run chase against North Haven. So Chip wins the B grade Captain's Trophy.

Ash Marshall, a big thankyou to you for being my Vice Captain, and also to Dave Palmer for filling the void.



Special thanks also to:

- Greeny for his valuable support
- Josh Deniet for being so calm and easy to deal with, and Brett Bryson for his passion and desire - well done boys, enjoy the flag
- Jasy Conroy, a great club man who better not retire
- Every B grader and every Warradale player, supporter, and sponsor
- Naomi, my dear, for her amazing support

Oh I forgot to mention,  
**WE WON THE PREMIERSHIP!**

Richie Dey  
**B Grade Captain**



## 2016/17 BATTING STATISTICS IN B GRADE

Player Name	Ga	Batting Inn	NO	Runs	Ave	Innings	Scores	Pshps	%	%	Score	Strokes	Fld	W'Keeping	
						Hi	100 50 30 0	10050	Tm	Cr	6's 4's 1's	Ct	Ct	St	Bye Gam
TEMBY Paul	7	6	-	428	71.3	138	2 1 1 -	- 7	33	66	26 47 62	1	3	1	43 3
MARSHALL Ashley	13	11	3	260	32.5	58	- 1 2 1	1 2	11	46	9 25 62	4	-	-	2 1
DEY Richard	15	14	4	212	21.2	72*	- 1 1 -	- 3	8	34	5 28 52	5	-	-	- -
PALMER Dave	15	14	-	208	14.9	50	- 1 1 1	- 3	8	38	1 28 38	9	-	-	- -
HUGHES Peter	14	13	1	193	16.1	58	- 1 1 1	- 4	8	42	- 27 46	6	-	-	- -
BELSAK Andrew	2	2	-	158	79.0	134	1 - - -	1 2	33	55	2 22 34	-	-	-	- -
BARRITT Henry	10	9	1	153	19.1	58	- 1 - 1	- 3	8	42	2 15 45	1	-	-	- -
BRUSNAHAN Dale	10	10	6	118	29.5	31*	- - 2 1	- -	6	41	1 15 33	3	-	-	- -
JURIC Ivan	5	3	-	86	28.7	46	- - 2 -	- 1	11	58	3 9 16	-	-	-	- -
CORNELISSEN Jack	2	2	1	83	83.0	79*	- 1 - -	- 1	26	58	1 14 19	-	-	-	- -
BROOKER Christian	3	3	-	82	27.3	49	- - 1 -	- -	21	65	- 6 25	2	-	-	- -
MATTHEWS Jacob	6	4	3	59	59.0	22*	- - - -	- 1	6	44	3 6 5	3	-	-	- -
SPANTON Troy	12	10	-	57	5.7	26	- - - 4	- 1	3	25	- 4 23	5	-	-	7 3
TONKIN Braedon	12	4	1	54	18.0	38*	- - 1 1	- -	3	50	1 7 9	6	-	-	- -
HANSBERRY Bill	6	4	-	52	13.0	29	- - - -	- -	5	59	1 5 12	1	-	-	- -
FERGUSON Haimish	2	2	-	51	25.5	32	- - 1 -	- 1	16	53	- 7 15	-	2	1	4 2
BENSON Chris	5	5	-	50	10.0	27	- - - -	- -	7	48	1 4 14	4	-	-	- -
MONAGHAN Scott	1	1	-	45	45.0	45	- - 1 -	- 1	22	42	- 5 16	1	-	-	- -
PANSINI Angelo	3	3	-	41	13.7	27	- - - 1	- -	7	59	2 5 3	-	-	-	- -
BURROWS Mark	7	5	-	38	7.6	12	- - - 1	- -	4	29	- 2 11	3	-	-	- -
MARKS Greg	6	4	-	33	8.3	16	- - - -	- -	4	38	- 2 9	-	6	-	20 6
FROST Justin	1	1	1	27	-	27*	- - - -	- -	24	55	- 4 1	1	-	-	- -
SIMPSON Ryan	4	3	-	20	6.7	11	- - - -	- -	5	54	1 2 2	-	-	-	- -
WILSON Gary	1	1	-	19	19.0	19	- - - -	- 13	46	- 1 5	-	-	-	-	- -
ARMAN Ben	4	2	2	16	-	11*	- - - -	- -	2	32	- 1 8	1	-	-	- -
HUCKSTEPP Craig	2	1	-	14	14.0	14	- - - -	- 2	74	- 2 6	1	-	-	-	- -
CRAIGIE Grant	1	1	1	7	-	7*	- - - -	- 6	33	- 1 1	-	-	-	-	- -
SCOTT Ron	1	1	-	7	7.0	7	- - - -	- 6	41	- - 1	-	1	-	-	- -
SCHULTZ Kristian	2	2	-	5	2.5	5	- - - 1	- 1	42	- 1 1	-	3	-	26	2
CLARIDGE Daniel	2	-	-	0	-	-	- - - -	- 0	-	- - -	-	1	-	-	- -
TONKIN Andrew	1	1	-	0	0.0	0	- - - 1	- -	0	- - -	-	-	-	-	- -
MARTIN Anthony	1	1	-	0	0.0	0	- - - 1	- -	0	- - -	-	-	-	-	- -

## 2016/17 BOWLING STATISTICS IN B GRADE

		Bowling						Innings			Fig		%	How Out				Wkt/	Ball/	Run/
Player Name	Ga	Inn	Overs	Mdn	Runs	Wkt	Ave	Best	5w	3w	Tm	Ct	Bo	Lb	St	InnB	Wkt	Wkt	Over	
MARSHALL Ashley	13	14	139.4	35	460	33	13.9	7/13	2	4	29	20	11	2	-	2.4	25.4	3.3		
TONKIN Braedon	12	13	112.3	28	323	20	16.2	4/31	-	5	18	10	8	2	-	1.5	33.8	2.9		
MATTHEWS Jacob	6	6	68.4	16	176	13	13.5	4/20	-	3	25	6	7	-	-	2.2	31.7	2.6		
HANSBERRY Bill	6	6	59	15	213	13	16.4	4/35	-	3	22	9	3	1	-	2.2	27.2	3.6		
BRUSNAHAN Dale	10	10	100.5	23	256	8	32.0	1/9	-	-	9	4	4	-	-	0.8	75.6	2.5		
BARRITT Henry	10	9	31	1	176	6	29.3	4/39	-	1	6	4	1	-	1	0.7	31.0	5.7		
FROST Justin	1	1	8	1	18	5	3.6	5/18	1	-	50	4	-	-	1	5.0	9.6	2.3		
BROOKER Christian	3	2	17.4	3	42	5	8.4	4/26	-	1	19	3	1	1	-	2.5	21.2	2.4		
SIMPSON Ryan	4	3	17	2	69	5	13.8	3/39	-	1	23	1	4	-	-	1.7	20.4	4.1		
CORNELISSEN Jack	2	2	14	1	54	4	13.5	3/38	-	1	21	1	2	1	-	2.0	21.0	3.9		
BENSON Chris	5	3	15.2	1	58	4	14.5	4/17	-	1	9	-	3	1	-	1.3	23.0	3.8		
CLARIDGE Daniel	2	2	6	1	29	3	9.7	2/1	-	-	17	1	1	1	-	1.5	12.0	4.8		
MARKS Greg	6	1	8	-	47	3	15.7	3/47	-	1	5	3	-	-	-	3.0	16.0	5.9		
BURROWS Mark	7	6	46	15	122	3	40.7	2/8	-	-	6	1	2	-	-	0.5	92.0	2.7		
MONAGHAN Scott	1	1	4	3	4	2	2.0	2/4	-	-	22	1	1	-	-	2.0	12.0	1.0		
MARTIN Anthony	1	1	5	-	26	2	13.0	2/26	-	-	40	-	-	2	-	2.0	15.0	5.2		
HUCKSTEPP Craig	2	2	12.2	2	66	2	33.0	1/28	-	-	13	-	-	2	-	1.0	37.0	5.4		
PANSINI Angelo	3	4	15.3	-	87	2	43.5	1/1	-	-	7	1	-	1	-	0.5	46.5	5.6		
ARMAN Ben	4	4	19	-	118	2	59.0	1/26	-	-	5	2	-	-	-	0.5	57.0	6.2		
DEY Richard	15	2	3	-	18	1	18.0	1/17	-	-	1	1	-	-	-	0.5	18.0	6.0		
SCOTT Ron	1	1	8	-	27	1	27.0	1/27	-	-	14	1	-	-	-	1.0	48.0	3.4		
TEMBY Paul	7	1	1	-	3	-	-	-	-	-	-	-	-	-	-	0.0	0.0	3.0		
BELSAK Andrew	2	1	9	1	49	-	-	-	-	-	-	-	-	-	-	0.0	0.0	5.4		
JURIC Ivan	5	3	14	-	64	-	-	-	-	-	-	-	-	-	-	0.0	0.0	4.4		

## 2016/17 RUNS FROM EACH BATTING POSITION IN B GRADE

Player Name	Gam	Opener	No.3	No.4	No.5	No.6	No.7	No.8	No.9	No.10	No.11
TEMBY Paul	7	-0	-	272	136	-0	39	-0	-	-0	-
MARSHALL Ashley	13	28	-0	-	-	24	12	58	58	96	24
DEY Richard	15	155	31	-0	-	22	11	-0	-	20	10
PALMER Dave	15	146	13	62	21	-0	-	-0	-	15	15
HUGHES Peter	14	-0	-	49	16	125	21	18	9	-0	1
BELSAK Andrew	2	24	24	134	134	-0	-	-0	-	-0	-
BARRITT Henry	10	-0	-	-0	-	58	58	58	15	32	11

## 2016/17 MOST MINUTES PER INNINGS IN B GRADE (MIN. 3 INNINGS)

Rank	Player Name	Gam	All Inn	Times Inn	Total Minutes	Minutes per Inning	Runs per Minute
1	BROOKER Christian	3	3	3	227	75.67	0.361
2	TEMBY Paul	7	6	6	388	64.67	1.103
3	DEY Richard	15	14	14	679	48.50	0.312
4	JURIC Ivan	5	3	3	120	40.00	0.717
5	PALMER Dave	15	14	14	555	39.64	0.375
6	BARRITT Henry	10	9	9	350	38.89	0.437
7	HUGHES Peter	14	13	13	461	35.46	0.419
8	BURROWS Mark	7	5	5	177	35.40	0.215

## 2016/17 MOST PARTNERSHIP RUNS IN B GRADE

Rank	Player Name	Gam	Total Pship Runs	Pship Runs per Inn	Best Pship	Pships of 100 50 30	Player Runs	% of P'ship
1	TEMBY Paul	7	651	108.5	83	- 7 2	428	65.7
2	DEY Richard	15	620	44.3	68	- 3 4	212	34.2
3	MARSHALL Ashley	13	560	50.9	134	1 2 2	260	46.4
4	PALMER Dave	15	551	39.4	76	- 3 4	208	37.7
5	HUGHES Peter	14	459	35.3	65	- 4 2	193	42.0
6	BARRITT Henry	10	361	40.1	65	- 3 1	153	42.4
7	BRUSNAHAN Dale	10	289	28.9	49	- - 3	118	40.8
8	BELSAK Andrew	2	286	143.0	134	1 2 1	158	55.2

**B GRADE MATCH REPORTS****Round 1: WARRADALE v SOUTH ROAD at Marymount (WON 1st Innings)**

South Road batted first and were travelling OK at 2/84, until Frosty routed their middle order. Ash cleaned up the tail and we were chasing 113 to win. We struggled to chase them, and at 7/70 and then 8/84, we were in trouble. But Frosty came to the rescue again with 27no in 33 minutes, sharing a 9<sup>th</sup> wicket partnership of 29 with Ash Marshall, and we won 8 wickets down.

Highlights

- Frosty – 5/18 off 8 & 27\*
- Ash Marshall – 3/15 & 8\*
- Dave Palmer's 200th game

Season: 2016/17, Round 1		Date: 08OCT	Grade: B	Division: 5	Captain: DEY Richard
<b>SOUTH ROAD 10-112 (35.5 ov)</b>					
Ord-Bowler-----	Runs off each over-----	Ovrs	Md	Runs	Wkts---How out-----
1 MARSHALL Ashley	8.1W.1.3.1.1.0W	6.5	0	15	3 ct1;bo2;
2 BRUSNAHAN Dale	3.M.1.9.5.MW.4.5	8	2	27	1 ct1;
3 SIMPSON Ryan	1.2.2	3	0	5	0
4 TONKIN Braedon	8.8.3.4	4	0	23	0
5 FROST Justin	2.6.4W.MW.2.2.1W.1W	8	1	18	5 ct4;st1;
6 CORNELISSEN Jack	1.1.1.2.4W.7	6	0	16	1 bo1;
Fielding (caught, stumped, runout, asstd.r/o)-----					
FERGUSON H: WK(c1,s1,byes 4), PALMER D: c3, DEY R: c1, FROST J: c1,					
Fielding Votes: 1st- FROST Justin 2nd- PALMER Dave 3rd-					
<b>WARRADALE 8-113 (30 ov)</b>					
Ord-Min--Batsman-----	Scoring Strokes-----	How Out	Runs	Fow &	N.O. Batsman-----
1 15 SPANTON Troy	12	Caught	3	1- 14	FERGUSON H 11
2 25 FERGUSON Haimish	1212411142	Caught	19	2- 28	PALMER D 6
3 36 PALMER Dave	2411142	Caught	15	4- 47	BRUSNAHAN D 6
4 6 CORNELISSEN Jack	4	Bowled	4	3- 34	PALMER D 8
5 30 BRUSNAHAN Dale	114	Caught	6	5- 52	TEMBY P 3
6 38 TEMBY Paul	211441142	Caught	20	7- 70	FROST J 0
7 23 DEY Richard	1	LBW	1	6- 64	TEMBY P 14
8 33 FROST Justin	2244124242	Not Out	27		
9 7 SIMPSON Ryan	4	Caught	4	8- 84	FROST J 8
10 21 MARSHALL Ashley	11141	Not Out	8		
TONKIN Braedon		dnb			
Extras			6		

**Round 2: WARRADALE v BELAIR at Marymount (WON 1st Innings)**

Won the toss, chose to bat and solid partnerships between Ferguson & Monaghan, and then Cornelissen with both Monaghan and Temby, got us to a good one day score of 5-206.

Jack Cornelissen got their first 3 wickets to have them 3/38, and when they lost 3/0 to be 6/77, they were gone because they had nothing left. We got the win easily by dismissing Belair for 102.

Highlights

- Jack Cornelissen – 79\* & 3/38
- Scotty Monaghan – 45 & 2/4
- Dan Claridge – 2/1 off 2 overs

Season: 2016/17, Round 2		Date: 15OCT	Grade: B	Division: 5	Captain: DEY Richard
<b>WARRADALE 5-206 (40 ov)</b>					
Ord-Min--Batsman-----	Scoring Strokes-----	How Out	Runs	Fow &	N.O. Batsman-----
1 10 PALMER Dave	12	Caught	3	1- 7	FERGUSON H 4
2 59 FERGUSON Haimish	4111411214141411	Caught	32	2- 68	MONAGHAN S 32
3 89 MONAGHAN Scott	141454114112111111114	Caught	45	3-113	CORNELI'EN J 27
4 93 CORNELISSEN Jack	1141444114114111111141611141444244	Not Out	79		
5 3 BRUSNAHAN Dale	1	Stumped	1	4-119	CORNELI'EN J 32
6 45 TEMBY Paul	1111411141141112164	Caught	37	5-202	CORNELI'EN J 75
7 2 DEY Richard		Not Out	0		
JURIC Ivan		dnb			
MARSHALL Ashley		dnb			
ARMAN Ben		dnb			
CLARIDGE Daniel		dnb			
Extras			9		
<b>BELAIR 9A-102 (28.1 ov)</b>					
Ord-Bowler-----	Runs off each over-----	Ovrs	Md	Runs	Wkts---How out-----
1 CORNELISSEN Jack	4.8.3W.10W.4.M.6.3	8	1	38	3 ct1;bo1;lb1;
2 MARSHALL Ashley	4.2.7.1.M.1.0W	6.1	1	15	1 bo1;
3 BRUSNAHAN Dale	6.5.MW.1.2.8	6	1	22	1 bo1;
4 ARMAN Ben	13	1	0	13	0
5 MONAGHAN Scott	MW.4.M.M	4	3	4	2 ct1;bo1;
6 CLARIDGE Daniel	MW.1	2	1	1	2 ct1;lb1;
7 JURIC Ivan	5	1	0	5	0
Fielding (caught, stumped, runout, asstd.r/o)-----					
FERGUSON H: WK(c1,s0,byes 0), MONAGHAN S: c1, CLARIDGE D: c1,					
Fielding Votes: 1st- BRUSNAHAN Dale 2nd- CLARIDGE Daniel 3rd-					

**Round 3: WARRADALE v ST GEORGE at AWAY Ground (WON 1st Innings)**

One of the best matches ever, with our greatest rivals. Play was washed out in the first week, so we came back the following week to play a one-day game.

This match marked the day that, the 3 ½ year 'bowling yips' fog surrounding Braedon Tonkin finally started to clear – he bowled consistently well, and looked the bowler most likely to take a wicket.

Restricting them to 9/212 was a gutsy effort, considering they were 4/172. Chasing 212 in a one-dayer, we were in early trouble at 3/39 and then 4/70.

Enter Paul Temby, with a brilliant 94 in just 55 minutes, with 17 boundaries. In conjunction with a solid 37 in 116 minutes from Dave Palmer, they got us back in the game at 5/146. However a late innings wobble, when we lost 2/0, left us at 7/191 with only a couple of overs remaining. A late innings cameo from Ash Marshall got us over the line, hitting the winning runs off the last ball.

Highlights

- Booze Barritt – 4/39
- Our Desire
- Paul 'makes me moist' Temby single handedly winning the game – 94 runs
- Ash Marshall hitting 13 off the last over to win the game
- Chip Tonkin's emergence with 3/25 off 8

Season: 2016/17, Round 3		Date: 29OCT	Grade: B	Division: 5	Captain: DEY Richard
<b>ST GEORGE 9-212 (40 ov)</b>					
Ord-BowLer-----	Runs off each over-----	Ovrs	Md	Runs	Wkts-----How out-----
1 MARSHALL Ashley	4.9.8.M.8.2.3.8	8	1	42	0
2 BRUSNAHAN Dale	M.2W.2.1.2.2.M.M	8	3	9	1
3 CLARIDGE Daniel	1.10.13.4W	4	0	28	1
4 TONKIN Braedon	1W.2.4W.4.5.M.9.MW	8	2	25	3
5 PANSINI Angelo	2.6.11.3.7.6.13	7	0	48	0
7 BARRITT Henry	14.3W.5.9W.8WW	5	0	39	4
Fielding (caught, stumped, runout, asstd.r/o)-----					
TEMBY P: WK(c1,s1,byes18), PALMER D: c1, HUGHES P: c1,					
Fielding Votes: 1st- CLARIDGE Daniel 2nd- BRUSNAHAN Dale 3rd-					
<b>WARRADALE 7-215 (40 ov)</b>					
Ord-Min--Batsman-----	Scoring Strokes-----	How Out-----	Runs-----	Fow &	N.O.Batsman-----
1 4 PANSINI Angelo		Bowled	0	1- 1	SPANTON T 0
2 27 SPANTON Troy	1411	LBW	7	2- 15	PALMER D 2
3 116 PALMER Dave	2416414111141111111	Bowled	37	5-146	TEMBY P 60
4 21 HUGHES Peter	441	Bowled	9	3- 39	PALMER D 17
5 31 BARRITT Henry	141161441	Caught	23	4- 70	PALMER D 25
6 55 TEMBY Paul	41441161416444141116164664116	Caught	94	6-191	DEY R 10
7 39 DEY Richard	464112	Not Out	18		
8 1 BRUSNAHAN Dale		Bowled	0	7-191	DEY R 10
9 22 MARSHALL Ashley	111624	Not Out	15		
CLARIDGE Daniel		dnb			
TONKIN Braedon		dnb			
Extras			12		

**Round 4: WARRADALE v MORPHETTVILLE PARK at AWAY Ground (WON 1st Innings)**

Another win for the B's. We bowled them out for 121 – a good effort by all, declared at 9/210 and sent them in again. Chip again looked dangerous and after a shaky start, got into the zone and took 4/10 off his last 11 overs in the 1<sup>st</sup> innings.

Highlights

- Shoe – 58
- Booze Barritt – 28
- Chip Tonkin – 4/31 off 15 overs

Season: 2016/17, Round 4		Date: 05NOV/12NOV	Grade: B	Division: 5	Captain: DEY Richard
<b>MORPHETTVILLE PARK 10-121 (41.3 ov)</b>					
Ord-BowLer-----	Runs off each over-----	Ovrs	Md	Runs	Wkts-----How out-----
1 MARSHALL Ashley	4W.M.1.1.M.MW.M.2.1W.4.9	11	4	22	3
2 TONKIN Braedon	4.8.1.8.1.M.M.4.1.MW.1.2.1W.MW.MW	15	5	31	4
3 ARMAN Ben	4.9W.4.6.2.1	6	0	26	1
4 BARRITT Henry	6.5.M.6W.3.1.3.1	8	1	25	1
5 TEMBY Paul	3	1	0	3	0
6 PANSINI Angelo	1W	0.3	0	1	1
Fielding (caught, stumped, runout, asstd.r/o)-----					
SCHULTZ K: WK(c2,s0,byes 9), TEMBY P: c1, MARSHALL A: c2, TONKIN B: c2,					
Fielding Votes: 1st- TONKIN Braedon 2nd- PALMER Dave 3rd-					
<b>WARRADALE 9d-210 (42.2 ov)</b>					
Ord-Min--Batsman-----	Scoring Strokes-----	How Out-----	Runs-----	Fow &	N.O.Batsman-----
1 19 PANSINI Angelo	42444261	Caught	27	1- 39	PALMER D 10
2 72 PALMER Dave	42411421	Caught	19	3- 75	HUGHES P 18
3 2 SCHULTZ Kristian		Caught	0	2- 39	PALMER D 10
4 112 HUGHES Peter	121421141141144111121424212	Caught	58	7-156	DEY R 0
5 42 BARRITT Henry	11211144121122211	Bowled	28	4-132	HUGHES P 43
6 4 TEMBY Paul	14	Caught	5	5-137	HUGHES P 43
7 14 SPANTON Troy		Caught	0	6-154	HUGHES P 56
8 16 DEY Richard	44214	LBW	15	8-202	MARSHALL A 29
9 20 MARSHALL Ashley	1664461111	Caught	31	9-210	ARMAN B 5
10 5 ARMAN Ben	2111	Not Out	5		
TONKIN Braedon		dnb			
Extras			22		
<b>MORPHETTVILLE PARK 3-63 (20 ov)</b>					
Ord-BowLer-----	Runs off each over-----	Ovrs	Md	Runs	Wkts-----How out-----
1 MARSHALL Ashley	1.9.2.5W.5.MW.4.M	8	2	26	2
2 TONKIN Braedon	2.M.M.1.4.1.1	7	2	9	0
3 PANSINI Angelo	5.3.8W	3	0	16	1
4 BARRITT Henry	4.4	2	0	8	0
Fielding (caught, stumped, runout, asstd.r/o)-----					
SCHULTZ K: WK(c0,s0,byes 4), ARMAN B: c1,					

**Round 5: WARRADALE v NORTH HAVEN at Marymount (WON 1st Innings)**

This game was a corker.

North Haven batted first, making 6/331, thanks mainly to their A grade ring-in (Mattner) making 174. Daisy Brusnahan was the pick of our bowlers, with 15 overs for just 37 runs, when overall they were scoring at 5 ½ runs per over. Although Braedon's figures don't look too flash, he showed real ticker, by coming back after getting towelled up by Mattner in full flight, and taking 2 wickets to slow down their run rate late in the innings. Still, even after this, we were chasing a formidable 331.

Andy Belsak (our ring-in) made the win possible with his 134 in over 2 ½ hours, and was ably supported by Ash Marshall with 58. However at 8-294, we still needed 37 runs at about 8 runs an over, and with our two most inexperienced players at the crease and only Hucky in the shed, a gallant loss looked the most likely result. But, in a heart-warming moment for the club, the two young bucks put on a 9th wicket stand of 46 runs in 17 minutes, to complete the highest ever successful run chase in the club's history.

5 wins, 0 losses – top of the ladder.

Highlights

- Belsak – 134
- Chip – 38\* in 17 minutes
- Daisy – 20\*
- Highest ever successful run chase by Warradale in any grade

Season: 2016/17, Round 5		Date: 19NOV/26NOV		Grade: B	Division: 5	Captain: DEY Richard	
NORTH HAVEN 6-331 (60 ov)							
Ord-Bowler-----	Runs off each over-----			Ovrs	Md	Runs	Wkts---How out-----
1 MARSHALL Ashley	2.M.M.5.10.9.6.M.2.3.7W.9			12	3	53	1 ct1;
2 BRUSNAHAN Dale	M.2.4.5.2W.2.4.1.1.1.M.1.9.M.5			15	3	37	1 bo1;
3 BELSAK Andrew	M.2.6.4.5.12.2.12.6			9	1	49	0
4 HANSBERRY Bill	2W.4.11.7.5.3.5.14.10			9	0	61	1 bo1;
5 HUCKSTEPP Craig	2W.11.4.21			4	0	38	1 lb1;
6 TONKIN Braedon	5.4.16.17W.12.8W.M.2.3.1.9			11	1	77	2 ct1;bo1;
Fielding (caught, stumped, runout, asstd.r/o)-----							
SCHULTZ K: WK(c1,s0,byes13), PALMER D: c1,							
Fielding Votes:		1st- PALMER Dave		2nd- HANSBERRY Bill		3rd-	
WARRADALE 8-340 (59.5 ov)							
Ord-Min--Batsman-----	Scoring Strokes-----			How Out	Runs	Fow &	N.O.Batsman-----
1 83 SPANTON Troy	414122212112111			Caught	26	2- 66	BELSAK A 24
2 23 PALMER Dave	112			Caught	4	1- 14	SPANTON T 10
3 163 BELSAK Andrew	341214144142212114241114124434411111			Caught	134	5-270	MARSHALL A 54
	11111121141111421424111644						
4 29 HUGHES Peter	214131444411			Bowled	30	3-124	BELSAK A 51
5 7 SCHULTZ Kristian	41			Bowled	5	4-136	BELSAK A 58
6 77 MARSHALL Ashley	244611414111214114124211211			Bowled	58	7-279	HANSBERRY B 4
7 5 DEY Richard	1			Bowled	1	6-274	MARSHALL A 57
8 16 HANSBERRY Bill	41			Bowled	5	8-294	BRUSNAHAN D 12
9 26 BRUSNAHAN Dale	211442411			Not Out	20		
10 17 TONKIN Braedon	214431114144134			Not Out	38		
HUCKSTEPP Craig				dnb			
Extras					19		



^ Dale Brusnahan



^ Dave Palmer & Greg Marks

< Peter Hughes & Braedon Tonkin

**Round 6: WARRADALE v MITCHELL PARK at Marymount (WON 1st Innings)**

We batted first and got bowled out for 252, leaving them an extra 6 overs to get the runs. Once again Paul Temby was the backbone of the innings, making an amazing 134 runs in 143 minutes. After PT got out, Daisy 30, Ben Arman 11\* and Hucky 14, were able to cobble together a crucial 42 runs for the last 3 wickets and in the process use up overs that Mitchell Park would otherwise have had. Their run chase progressed smoothly, and at 3/190 (with all 3 wickets going to Chip), they looked to be cruising to victory. But then Daisy and Ash took 3/0 between them, and at 6/190 they started looking wobbly. In an inspired late innings captain's spell, Ash continued to take wickets (his figures went from 0/33 to 5/60) – including 1 from a brilliant catch at square leg by Hucky. With one over to go, they needed 6 runs to win, with one wicket in hand, but we had a problem – the only bowlers we could bowl were one of the spinners or Hucky who hadn't bowled for quite some time and was stiff and sore. We threw the ball to Hucky, and he got the last wicket with his 2nd delivery – our third last over victory in the last 4 matches.

Highlights

- PT – 134
- Ash – 5/60
- Daisy Brusnahan – 30 & crucial wicket
- Chip Tonkin – 3/31 off 15 overs
- Hucky – 14 runs @ no.11, crucial catch, last over

Season: 2016/17, Round 6	Date: 03DEC/10DEC	Grade: B	Division: 5	Captain: MARSHALL Ashley
<b>WARRADALE 10-252 (51.2 ov)</b>				
Ord-Min--Batsman-----	Scoring Strokes-----	How Out-----	Runs-----	Fow & N.O.Batsman-----
1 2 SPANTON Troy		Caught	0	1- 1 PALMER D 0
2 13 PALMER Dave	42	Bowled	6	2- 12 HUGHES P 4
3 58 HUGHES Peter	444124	Caught	19	3- 75 TEMBY P 43
4 143 TEMBY Paul	444464441124144442244464611211441146	Caught	134	7-210 BRUSNAHAN D 16
	2211141114			
5 7 MARSHALL Ashley		Caught	0	4- 93 TEMBY P 61
6 53 BARRITT Henry	111444212	Caught	20	5-158 TEMBY P 105
7 5 JURIC Ivan	2	Caught	2	6-161 TEMBY P 106
8 40 BRUSNAHAN Dale	1241411111162112	Caught	30	8-227 ARMAN B 1
9 43 ARMAN Ben	1411112	Not Out	11	
10 8 TONKIN Braedon		Caught	0	9-233 ARMAN B 6
11 21 HUCKSTEPP Craig	11411141	Run Out	14	10-252 ARMAN B 11
Extras			16	
<b>MITCHELL PARK 10-248 (65.2 ov)</b>				
Ord-BowLer-----	Runs off each over-----	Ovrs Md	Runs Wkts-----	How out-----
1 BRUSNAHAN Dale	4.M.M.5.1.M.2.M.4.1.2.M.2W.21.2	15 5	44 1	bo1;
2 TONKIN Braedon	1.4.1.2W.2.1.5.2.2W.5.M.3.1W.M.2	15 2	31 3	ct2;lb1;
3 MARSHALL Ashley	1.4.12.2.4.6.4.MW.11.10W.3W.3	12 1	60 5	ct3;bo1;lb1;
4 HUCKSTEPP Craig	3.M.7.M.8.1.3.5.1W	8.2 2	28 1	lb1;
5 BARRITT Henry	4.5.6.5.6	5 0	26 0	
6 ARMAN Ben	5.2.7.5.7	5 0	26 0	
7 JURIC Ivan	3.1.2.6.6	5 0	18 0	
Fielding (caught, stumped, runout, asstd.r/o)-----				
TEMBY P: WK(c2,s0,byes 8), MARSHALL A: WK(c0,s0,byes 2), SPANTON T: c1, BARRITT H: c1, HUCKSTEPP C: c1,				
Fielding Votes: 1st- BRUSNAHAN Dale 2nd- PALMER Dave 3rd-				

**Round 7: WARRADALE v KESWICK at AWAY Ground (WON 1st Innings)**

We batted first and made 7/286 in a one-dayer, with PT making back to back centuries - 138 in 103 minutes at no.4 (wow). We dismissed Keswick for 186 – to give us 7 wins from 7 games.

Highlights

- PT – 138
- Dave Palmer – 50
- Jake Matthews – 3/19
- Richie Dey's 200th game

Season: 2016/17, Round 7	Date: 17DEC	Grade: B	Division: 5	Captain: DEY Richard
<b>WARRADALE 7-286 (40 ov)</b>				
Ord-Min--Batsman-----	Scoring Strokes-----	How Out-----	Runs-----	Fow & N.O.Batsman-----
1 3 SPANTON Troy		LBW	0	1- 0 PALMER D 0
2 85 PALMER Dave	14244244412411144111	LBW	50	3-119 TEMBY P 39
3 51 HUGHES Peter	241411414	Run Out	22	2- 65 PALMER D 38
4 103 TEMBY Paul	416664116461424116416121161111641611	Caught	138	7-286 BRUSNAHAN D 1
	646166			
5 35 DEY Richard	41111111	LBW	11	4-172 TEMBY P 75
6 14 BARRITT Henry	2122	Bowled	7	5-195 TEMBY P 89
7 19 MARSHALL Ashley	41411414661114	Bowled	39	6-273 TEMBY P 126
8 2 BRUSNAHAN Dale	1	Not Out	1	
TONKIN Braedon		dnb		
MATTHEWS Jacob		dnb		
ARMAN Ben		dnb		
Extras			18	
<b>KESWICK 9A-186 (36.4 ov)</b>				
Ord-BowLer-----	Runs off each over-----	Ovrs Md	Runs Wkts-----	How out-----
1 BRUSNAHAN Dale	M.1.4.9.MW.7	6 2	21 1	ct1;
2 MARSHALL Ashley	4.12W.1.9.1.1W.1.1	8 0	30 2	ct2;
3 TONKIN Braedon	1.4.2.2.3.4.1	7 0	17 0	
4 BARRITT Henry	11W	1 0	11 1	ct1;
5 ARMAN Ben	1W.2.2.9.11.18.10	7 0	53 1	ct1;
6 MATTHEWS Jacob	1.2.7W.M.5W.4W	5.4 1	19 3	ct1;bo2;
7 DEY Richard	11.6W	2 0	17 1	ct1;
Fielding (caught, stumped, runout, asstd.r/o)-----				
TEMBY P: WK(c0,s0,byes17), SPANTON T: c1, PALMER D: c1, MARSHALL A: c1, BRUSNAHAN D: c2, TONKIN B: c1,				
MATTHEWS J: c1, Fielding Votes: 1st- PALMER Dave 2nd- BRUSNAHAN Dale 3rd-				

**Round 8: WARRADALE v NORTH HAVEN at AWAY Ground (DRAW)**

Match abandoned due to heat rule.

Season: 2016/17, Round 8	Date: 07JAN	Grade: B	Division: 5	Captain: DEY Richard
WARRADALE Team for this Match				
PALMER Dave	JURIC Ivan	BURROWS Mark		
DEY Richard	MARSHALL Ashley	TONKIN Braedon		
HUGHES Peter	MATTHEWS Jacob	SIMPSON Ryan		
TEMBY Paul	SPANTON Troy			

**Round 9: WARRADALE v MORPHETTVILLE PARK at Marymount (LOST 1st Inn.)**

They batted first, and we had our first loss for the season, with only 9 players showing up for the first half of their innings – Belsak had work commitments, and Nav just let us down again! Enough said.

Highlights

- Ryan Simpson – 2/25
- Ivan – 38 opening the batting

Season: 2016/17, Round 9	Date: 14JAN	Grade: B	Division: 5	Captain: DEY Richard
<b>MORPHETTVILLE PARK 5-185 (40 ov)</b>				
<b>Ord-Bowler</b>	<b>Runs off each over</b>	<b>Ovrs</b>	<b>Md</b>	<b>Runs</b>
1 MARSHALL Ashley	5.4.1.1.M.M.15.M	8	3	26 0
2 SIMPSON Ryan	3.M.5.2.8.2.5.M.W	8	2	25 2
3 BENSON Chris	1.3.16.6.1.1.M.10	8	1	38 0
4 JURIC Ivan	3.1.5.8.5.6.11.2	8	0	41 0
5 BARRITT Henry	8.10.8	3	0	26 0
6 MARTIN Anthony	2W.4.3W.8.9	5	0	26 2
<b>Fielding (caught, stumped, runout, asstd.r/o)</b>				
SPANTON T: WK(c0,s0,byes 2), JURIC I: ar1, BARRITT H: ar1				
<b>Fielding Votes:</b> 1st- BARRITT Henry 2nd- DEY Richard 3rd-				

<b>WARRADALE 10-139 (36.2 ov)</b>				
<b>Ord-Min</b>	<b>Batsman</b>	<b>Scoring Strokes</b>	<b>How Out</b>	<b>Runs</b>
1 56	JURIC Ivan	14112161214412214	Caught	38
2 13	BELSAK Andrew	4464411	Run Out	24
3 27	PALMER Dave	442	Caught	10
4 20	HUGHES Peter	111	Bowled	3
5 60	DEY Richard	14111111	LBW	11
6 24	SPANTON Troy	112	Run Out	4
7 41	MARSHALL Ashley	211161112111124	Caught	26
8 10	BENSON Chris	111	Caught	3
9 13	BARRITT Henry	2111	Not Out	5
10 2	MARTIN Anthony		Caught	0
11 6	SIMPSON Ryan	2621	Caught	11
<b>Extras</b>				
<b>Fow &amp; N.O. Batsman</b>				
HUGHES P 3				
JURIC I 5				
JURIC I 33				
DEY R 0				
MARSHALL A 14				
DEY R 0				
BARRITT H 3				
MARSHALL A 19				
BARRITT H 4				
BARRITT H 5				

**Round 10: WARRADALE v ST GEORGE at Marymount (LOST 1st Innings)**

Our second loss in a row.

We batted first and got off to a good start with a 68 run opening partnership, but then lost 4/2 in 21 minutes and were eventually all out for 161. The stand out batting performance came from Ivan, but unfortunately he tore his second Achilles just as he was playing very well and we lost him, not just for this innings, but for the rest of the season (he took off for a run, tore his Achilles and was run out as a result). St George won with 7 wickets down, but our 'never give up' attitude was still evident, as we dragged them back from 3/137 to be 6/145 and then 7/161 to give them a fright.

Highlights

- Ivan – 46 at the top
- Ryan Simpson – 3/39 & led the fightback
- Shoe's 300th consecutive game
- Booze Barritt sub-fielding for Ivan after spending the first half of the match getting pissed as a spectator

Season: 2016/17, Round 10	Date: 21JAN	Grade: B	Division: 5	Captain: DEY Richard
<b>WARRADALE 10-161 (38 ov)</b>				
<b>Ord-Min</b>	<b>Batsman</b>	<b>Scoring Strokes</b>	<b>How Out</b>	<b>Runs</b>
1 59	JURIC Ivan	411611244111441226	Run Out	46
2 74	DEY Richard	4162142	Caught	20
3 54	BENSON Chris	11414142261	Caught	27
4 5	TONKIN Andrew		Bowled	0
5 1	HUGHES Peter		Caught	0
6 12	BURROWS Mark		LBW	0
7 20	MARSHALL Ashley	2141141121241	Caught	25
8 4	SPANTON Troy		Caught	0
9 12	SIMPSON Ryan	41	Bowled	5
10 29	MATTHEWS Jacob	6421216	Not Out	22
11 14	TONKIN Braedon	14	Run Out	5
<b>Extras</b>				
<b>Fow &amp; N.O. Batsman</b>				
DEY R 20				
BENSON C 2				
MARSHALL A 18				
BENSON C 2				
BENSON C 2				
BENSON C 18				
SIMPSON R 0				
MARSHALL A 25				
MATTHEWS J 6				
MATTHEWS J 22				

<b>ST GEORGE 7-162 (37 ov)</b>				
<b>Ord-Bowler</b>	<b>Runs off each over</b>	<b>Ovrs</b>	<b>Md</b>	<b>Runs</b>
1 TONKIN Braedon	8.5.1W.6.M.5.3.6	8	1	34 1
2 SIMPSON Ryan	14.9.4.1W.5.6W	6	0	39 3
3 MARSHALL Ashley	2.M.MW.1.3.16.8W.3	8	2	33 2
4 MATTHEWS Jacob	1.6.M.7.3.6.3.M	8	2	26 0
5 BURROWS Mark	4.MW.7.9.5.M.1	7	2	26 1
<b>Fielding (caught, stumped, runout, asstd.r/o)</b>				
SPANTON T: WK(c0,s0,byes 3), DEY R: c2, BURROWS M: c1, MATTHEWS J: c1,				
<b>Fielding Votes:</b> 1st- DEY Richard 2nd- BENSON Chris 3rd-				



# Round 11: WARRADALE v BELAIR at AWAY Ground (DRAW)

This match was drawn due to rain.

They batted first and were completely on top at 2/188. But once again we fought back through late wickets to Ash Marshall and a brilliant late spell from Chris Benson of 4/17 off 6 overs, to restrict them to just 29 runs off their last 10 overs – for a final total of 8/217.

In our run chase, we always looked up against it, as we kept losing wickets at steady intervals. As the drizzle started to set in, wickets continued to fall, and the required run rate started to build, at 6/105 things did not look good – Belair thought they had the game won, and we would have been happy to call it off. But then things started to change, Jake hung around and hit a couple of boundaries, and Richie smashed about 20 runs off the last over before drinks to bring the required run rate back down to 4 per over, and with only 63 runs required, we were in with a real sniff. All of a sudden their mind set changed and as the rain continued to fall during the drinks break, they were happy to escape with a draw, and the game was called off. Richie Dey was the stand out performance of the innings as he remained 72 not out in 170 minutes.

## Highlights

- Chris Benson – 4/17 off 6
- Richie Dey – 72 no
- Chip Tonkin's 100th game

Season: 2016/17, Round 11		Date: 28JAN/04FEB	Grade: B	Division: 5	Captain: DEY Richard
<b>BELAIR 8-217 (60 ov)</b>					
Ord-BowLer-----	Runs off each over-----	Ovrs	Md	Runs	Wkts-----How out-----
1 BURROWS Mark	6.M.M.1.3.M.1.M	8	4	11	0
2 MARSHALL Ashley	5.4W.M.M.1.1.2.8.14W.1W.M.3.4.6	14	3	49	3 ct3;
3 MATTHEWS Jacob	4.6.5.MW.3.M.4.2.1.5.1.4.9.1.4	15	2	49	1 bo1;
4 TONKIN Braedon	6.2.1.M.7.12.4.9	8	1	41	0
5 BARRITT Henry	3.2.3.11	4	0	19	0
6 PANSINI Angelo	4.1.6.1.10	5	0	22	0
7 BENSON Chris	4.1W.4W.3W.3W.2	6	0	17	4 bo3;lb1;
Fielding (caught, stumped, runout, asstd.r/o)-----					
MARKS G: WK(c0,s0,byes 6), DEY R: c1, BURROWS M: c1, TONKIN B: c1,					
Fielding Votes: 1st- MATTHEWS Jacob 2nd- BURROWS Mark 3rd-					
<b>WARRADALE 6-155 (45 ov)</b>					
Ord-Min--Batsman-----	Scoring Strokes-----	How Out-----	Runs-----	Fow &	N.O.Batsman-----
1 5 PALMER Dave		Caught	0	1- 1	DEY R 0
2 170 DEY Richard	126111111421111114141111414144446	Not Out	72		
3 22 BENSON Chris	1422	Cght & B.	9	2- 13	DEY R 3
4 17 PANSINI Angelo	41612	Bowled	14	3- 43	DEY R 10
5 46 HUGHES Peter	4224111111	Caught	18	4- 75	DEY R 23
6 26 BARRITT Henry	1121	Caught	5	5- 88	DEY R 30
7 26 MARSHALL Ashley	21111	Caught	6	6-105	DEY R 39
8 22 MATTHEWS Jacob	1264	Not Out	13		
MARKS Greg		dnb			
BURROWS Mark		dnb			
TONKIN Braedon		dnb			
Extras			18		



At the Warradale Hotel, after winning the B grade premiership.

**Round 12: WARRADALE v SOUTH ROAD at AWAY Ground (WON Outright)**

This game was dominated by our opening bowlers, with Ash Marshall and Jake Matthews taking all but two wickets – Ash 7/13 & 4/18 (a club record - best match figures) and Jake 3/20 & 4/20.

Highlights

- Jake & Ash
- Mad Dog keeping

Season: 2016/17, Round 12		Date: 11FEB/18FEB	Grade: B	Division: 5	Captain: DEY Richard
<b>SOUTH ROAD 10-34 (24 ov)</b>					
Ord-Bowler-----	Runs off each over-----	Ovrs	Md	Runs	Wkts---How out-----
1 MATTHEWS Jacob	1.4.M.2W.4.1.2.4W.M.2	10	2	20	3 bo3;
2 MARSHALL Ashley	M.MW.1W.M.2.MW.4.1.M.MW.3W.2W	12	6	13	7 ct4;bo3;
3 TONKIN Braedon	M.1	2	1	1	0
Fielding (caught, stumped, runout, asstd. r/o)-----					
MARKS G: WK(c0,s0,byes 0), BENSON C: c1, SPANTON T: c2, MATTHEWS J: c1,					
Fielding Votes: 1st- PALMER Dave 2nd- HANSBERRY Bill 3rd-					
<b>WARRADALE 2d-41 (10 ov)</b>					
Ord-Min--Batsman-----	Scoring Strokes-----	How Out	Runs	Fow &	N.O.Batsman-----
1 42 DEY Richard	2446	Not Out	16		
2 9 PALMER Dave	22	Bowled	4	1- 7	DEY R 0
3 24 BENSON Chris	1111222	LBW	10	2- 30	DEY R 10
4 7 HUGHES Peter	2	Not Out	2		
BARRITT Henry		dnb			
MARSHALL Ashley		dnb			
HANSBERRY Bill		dnb			
SPANTON Troy		dnb			
MATTHEWS Jacob		dnb			
MARKS Greg		dnb			
TONKIN Braedon		dnb			
Extras			9		
<b>SOUTH ROAD 10-66 (42 ov)</b>					
Ord-Bowler-----	Runs off each over-----	Ovrs	Md	Runs	Wkts---How out-----
1 MATTHEWS Jacob	M.4.2.MW.M.MW.1.M.1.1.2.2.6.1W.M	15	6	20	4 ct3;bo1;
2 MARSHALL Ashley	MW.MW.M.3W.2.M.M.M.0.M.3.3.5.2W.M	14.4	8	18	4 ct1;bo3;
3 TONKIN Braedon	M.M.1W.2.5	5	2	8	1 ct1;
4 BENSON Chris	1.2	1.2	0	3	0
5 BARRITT Henry	2	1	0	2	0
6 DEY Richard	1	1	0	1	0
7 HANSBERRY Bill	2.5.6.1W	4	0	14	1 ct1;
Fielding (caught, stumped, runout, asstd. r/o)-----					
MARKS G: WK(c2,s0,byes 0), PALMER D: c1, BENSON C: c1, MARSHALL A: c1, HANSBERRY B: c1,					
<b>WARRADALE 1-60 (12.1 ov)</b>					
Ord-Min--Batsman-----	Scoring Strokes-----	How Out	Runs	Fow &	N.O.Batsman-----
1 45 MARSHALL Ashley	122442141241	Not Out	28		
2 29 MARKS Greg	22421212	Caught	16	1- 34	MARSHALL A 15
3 15 MATTHEWS Jacob	4214	Not Out	11		
Extras			5		

**Round 13: WARRADALE v KESWICK at Marymount (LOST 1st Innings)**

Loss again. Bad cricket lost us this game – possibly a bit of complacency. With finals around the corner, we better get a wriggle on.

Whilst 237 is a big score in a one day game, Marymount was lightning quick and they were coasting at 2/218. Bill Hansberry toiled away and took 4 late wickets in his last 3 overs, to have them at 6/231, but it was too little too late.

Highlights

- Booze Barritt – 58
- Bill Hansberry – 4/35
- Mad Dog keeping

Season: 2016/17, Round 13		Date: 25FEB/04MAR	Grade: B	Division: 5	Captain: DEY Richard
<b>WARRADALE 10-237 (59.5 ov)</b>					
Ord-Min--Batsman-----	Scoring Strokes-----	How Out	Runs	Fow &	N.O.Batsman-----
1 92 DEY Richard	11144414114442	Cght & B.	36	3- 72	BARRITT H 8
2 38 PALMER Dave	2144231	LBW	17	1- 27	DEY R 7
3 18 HUGHES Peter	21221	Caught	8	2- 48	DEY R 20
4 126 BARRITT Henry	42241111112442141411641122	Bowled	58	6-164	SPANTON T 0
5 52 MARSHALL Ashley	41122211622	Caught	24	4-129	BARRITT H 36
6 28 MARKS Greg	14211	Run Out	9	5-157	BARRITT H 52
7 56 SPANTON Troy	21121111411	Caught	16	10-237	BRUSNAHAN D 1
8 12 MATTHEWS Jacob	14242	Caught	13	7-185	SPANTON T 3
9 20 HANSBERRY Bill	11242141	Bowled	16	8-216	SPANTON T 9
10 9 BURROWS Mark	11211	Stumped	6	9-236	SPANTON T 16
11 1 BRUSNAHAN Dale	1	Not Out	1		
Extras			33		
<b>KESWICK 7-240 (54.5 ov)</b>					
Ord-Bowler-----	Runs off each over-----	Ovrs	Md	Runs	Wkts---How out-----
1 MARSHALL Ashley	5.2.1.M.2.4.4.3.13.8.16	11	1	58	0
2 MATTHEWS Jacob	5.MW.M.1.M.1.1.6.4.3.6.3W.2.8.2	15	3	42	2 ct2;
3 BURROWS Mark	7.2.5.9.6.M.4.10	8	1	43	0
4 BRUSNAHAN Dale	1.5.7.M.2.3.1.2.1.M.9W	10.5	2	31	1 ct1;
5 BARRITT Henry	10.10	2	0	20	0
6 HANSBERRY Bill	4.3.1.2.14.1W.6W.4W	8	0	35	4 ct3;bo1;
Fielding (caught, stumped, runout, asstd. r/o)-----					
MARKS G: WK(c1,s0,byes 5), DEY R: c1, HUGHES P: c2, BURROWS M: c1, BRUSNAHAN D: c1,					
Fielding Votes: 1st- PALMER Dave 2nd- BRUSNAHAN Dale 3rd-					

**Round 14: WARRADALE v MITCHELL PARK at AWAY Ground (LOST 1st Innings)**

The winner of this game would secure top spot and a possible home Grand Final. Chasing 145, we fell short and were all out for 119.

Unfortunately in this game we lost Ash Marshall at practice on the Thursday before the game with a broken hand, Jacob Matthews had to return home to Tassie during the week, and then we lost Chris Benson during the match with a hamstring injury. As a result we played Christian Brooker, who could only play the 2nd half of the game due to work commitments (thanks to Hucky, for sub-fielding) and our fifth bowler was our wicket-keeper, Greg Marks.

Not a lot went right, bring on the Semi Final.

### Highlights

- Bill Hansberry who had the team's best figures & top score – 3/23 & 29
- Mad Dog's gutsy closing spell of 3/37 when we had no-one else to bowl

Season: 2016/17, Round 14		Date: 11MAR	Grade: B	Division: 5	Captain: DEY Richard
MITCHELL PARK 7-144 (40 ov)					
Ord-Bowler-----	Runs off each over-----	Ovrs	Md	Runs	Wkts---How out-----
1 BRUSNAHAN Dale	M.1.2.1.2.2.5.4	8	1	17	0
2 SCOTT Ron	1.2W.4.2.2.3.2.11	8	0	27	1 ct1;
3 BURROWS Mark	3.7.3.M.2.1.3.3	8	1	22	0
4 HANSBERRY Bill	MW.3.MW.6.MW.2.6.6	8	3	23	3 ct2;bol;
5 MARKS Greg	9.4W.8.1.5.10.6W.4W	8	0	47	3 ct3;
Fielding (caught,stumped,runout,asstd.r/o)-----					
MARKS G: WK(c0,s0,byes 2), SPANTON T: WK(c0,s0,byes 2), c1, BROOKER C: c1, HUGHES P: c1, BENSON C: c2, SCOTT R: c1,					
Fielding Votes:		1st- BRUSNAHAN Dale		2nd- BURROWS Mark	
				3rd-	
WARRADALE 10-119 (37.4 ov)					
Ord-Min--Batsman-----	Scoring Strokes-----	How Out---	Runs---	Fov &	N.O.Batsman-----
1 16 DEY Richard	11	Bowled	2	1- 14	PALMER D 11
2 54 PALMER Dave	412423	Bowled	16	3- 34	HUGHES P 6
3 12 BROOKER Christian	122	Bowled	5	2- 21	PALMER D 13
4 56 HUGHES Peter	122141111141	Caught	20	4- 50	MARKS G 2
5 32 MARKS Greg	11	Run Out	2	5- 51	HANSBERRY B 1
6 43 HANSBERRY Bill	1411122622412	Bowled	29	7- 84	BENSON C 1
7 33 SPANTON Troy	1	Caught	1	6- 72	HANSBERRY B 20
8 11 BENSON Chris	1	Caught	1	8- 88	BRUSNAHAN D 4
9 24 BRUSNAHAN Dale	414411	Not Out	15		
10 8 BURROWS Mark	14122	Run Out	10	9-102	BRUSNAHAN D 5
11 11 SCOTT Ron	232	Caught	7	10-119	BRUSNAHAN D 15
Extras			11		

**Semi Final: WARRADALE v BELAIR at Brighton High (WON 1st Innings)**

Back at our spiritual home at Brighton High. We had extra motivation this game, as Dave "Nooge" Hodge was laid to rest the day before.

We lost the toss and fielded, and that is where we won the game – due to our team first attitude. At the first drinks break, we had only taken one wicket, but we had restricted them to only 2 runs an over through our pressure. Shortly after the drinks break our pressure was rewarded with 3/0, and they found themselves 4/48. Bill Hansberry was the main instigator of their collapse, taking 4/16 in his middle 6 overs. By the tea break they were 6 wickets down and were still scoring at only 2 runs an over, they were in big trouble – but we still needed to finish them off. After Tea, we maintained the pressure and Chip Tonkin finished them off with 3/3 in his last 3 ½ overs. Belair were bowled out for 111, we had bowled & fielded superbly, and every player had done their job on that Saturday.

After losing a couple of early wickets, a steady partnership between Brooker & Burrows took us to 3/59, and when Brooker was dismissed on 49 we were 4/86 and just 26 runs from victory. Whist we did stumble, Daisy hit the winning runs in the 44<sup>th</sup> over of the day.

### Highlights

- Brooker – 49
- Brooker/Burrows partnership
- Bill Hansberry – 4/49 off 15
- Daisy Brusnahan – 13\* & 9 overs for 15 runs
- Chip Tonkin – 3/12 off 7.3

Season: 2016/17, SemiFinal		Date: 18MAR/19MAR	Grade: B	Division: 5	Captain: DEY Richard
BELAIR 10-111 (49.3 ov)					
Ord-Bowler-----	Runs off each over-----	Ovrs	Md	Runs	Wkts---How out-----
1 BRUSNAHAN Dale	2.M.1.1.M.4.2.4.1	9	2	15	0
2 BURROWS Mark	1.MW.M.M.M.3.1.3.MW.M	10	6	8	2
3 HANSBERRY Bill	M.8.4.M.4.WW.6.M.1W.1.4W.5.M.3.7.6	15	4	49	4
4 BROOKER Christian	2.4.1.5.MW.3.1.M	8	2	16	1
5 TONKIN Braedon	1.6.M.2.2W.M.MW.1W	7.3	3	12	3
Fielding (caught,stumped,runout,asstd.r/o)-----					
MARKS G: WK(c3,s0,byes 6), PALMER D: c1, BROOKER C: c1, HUGHES P: c2,					
WARRADALE 6-112 (52 ov)					
Ord-Min--Batsman-----	Scoring Strokes-----	How Out--	Runs--	Fow &	N.O.Batsman-----
1 22 PALMER Dave	1114	LBW	7	1- 9	DEY R 1
2 41 DEY Richard	1	Caught	1	2- 11	BURROWS M 1
3 97 BURROWS Mark	123114	Run Out	12	3- 59	BROOKER C 27
4 113 BROOKER Christian	41224221121112142141321112	Caught	49	4- 86	BARRITT H 4
5 43 BARRITT Henry	1111111	Caught	7	6- 92	CRAIGIE G 0
6 7 HUGHES Peter	1	Run Out	1	5- 91	BARRITT H 6
7 23 CRAIGIE Grant	412	Not Out	7		
8 20 BRUSNAHAN Dale	4144	Not Out	13		
HANSBERRY Bill		dnb			
MARKS Greg		dnb			
TONKIN Braedon		dnb			
Extras			15		

**Grand Final: WARRADALE v MITCHELL PARK at AWAY Ground (WON 1st Innings)**

Full credit to the 11 players who represented W.C.C. in this game. We had a completely must win attitude and it showed, because on numerous times during our innings we had to rely on each other to post a total. Whilst the mainstay of our innings was Christian Brooker who made 28 in 102 minutes, valuable partnerships were posted by: Palmer & Dey – 29, Brooker & Burrows – 23, Brusnahan & Wilson – 23, Brusnahan & Tonkin – 29. But at the end of the day, when a side wins the toss and bats in a Grand Final, and is 7/82, there are two ways it can go. Thankfully we had Dale 'Daisy' Brusnahan batting at no.9 who rescued our innings with 31 not out in 58 minutes.

We posted 151 on a big slow ground, which was very satisfying – but was it enough?

Come Sunday, an arm wrestle is the best way to describe the day. With all bowlers and fielders putting it all on the line. We didn't take our first wicket until the 11<sup>th</sup> over – 1/26, but when they scored 17 runs off Bill Hansberry's first over, things were looking ominous for us at 1/43 off 12 overs. To Bill's credit he came back magnificently by only conceding 14 runs in his next 14 overs. The game started to turn in our favour when Chip Tonkin bowled their aggressive batsman in the over before drinks, to be 2/44. He then followed it up in his next over by using their gun batsman's own ego against him, by bowling him a half volley and having him smash it to Dave Palmer in the covers – 3/53 off 17 overs. Eight overs later, Chip bowled their other established batsman to put them on 4/58 off 25 overs. As Chip Tonkin & Bill Hansberry continued to build the pressure by bowling maiden after maiden, their running between the wickets became suicidal, and our next two wickets were both run outs – a brilliant direct hit by Daisy Brusnahan, and a nearly botched run out saved by Dave Palmer's agility at the stumps. They were now 6/68 off 39 overs, still needing another 83 runs in 21 overs. From here Brooker & Brusnahan closed out the innings by bowling the last 19 overs between them, with Brooker taking 4/26. We bowled Mitchell Park out for 120 in the last over of the day. **Finally, we are premiers.**

Many Highlights

- Brooker – 28 & 4/26
- Chip Tonkin – 3/14 off 15, and a 6
- Bill Hansberry's last 14 overs for 14 runs (pity about the 1<sup>st</sup> one)
- Daisy Brusnahan – with bat, ball & superb run out
- Drinking red cans out of captain's box

Season: 2016/17, GrandFinal			Date: 25MAR/26MAR	Grade: B	Division: 5	Captain: DEY Richard			
WARRADALE 10-151 (59.5 ov)									
Ord	Min	Batsman	Scoring	Strokes	How Out	Runs	Fow	&	N.O. Batsman
1	45	PALMER Dave	122214	224	Caught	20	1-	29	DEY R
2	64	DEY Richard	1241		Bowled	8	2-	37	BROOKER C
3	102	BROOKER Christian	142212121141111111		Caught	28	5-	74	BURROWS M
4	35	HUGHES Peter	12		Caught	3	3-	51	BROOKER C
5	2	BARRITT Henry			Caught	0	4-	51	BROOKER C
6	51	BURROWS Mark	222112		Caught	10	6-	79	WILSON G
7	64	WILSON Gary	22121111224		Caught	19	8-	115	BRUSNAHAN D
8	14	HANSBERRY Bill	11		LBW	2	7-	82	WILSON G
9	58	BRUSNAHAN Dale	24111411143221111		Not Out	31			
10	7	MARKS Greg	1221		Caught	6	9-	122	BRUSNAHAN D
11	16	TONKIN Braedon	1136		Stumped	11	10-	151	BRUSNAHAN D
		Extras				13			
MITCHELL PARK 10-120 (59.4 ov)									
Ord	Bowler	Runs off each over	Ovrs	Md	Runs	Wkts	How out		
1	BRUSNAHAN Dale	1.2.M.1.8.1W.4.3.M.1.1.3.3.1.4	15	2	33	1	bo1;		
2	BURROWS Mark	5.4.2.1.M	5	1	12	0			
3	HANSBERRY Bill	17.M.3.M.M.2.2.M.M.M.M.1.3.M.3	15	8	31	0			
4	TONKIN Braedon	M.1W.5W.M.1.M.MW.2.M.3.M.M.M.1.1	15	8	14	3	ct1;bo2;		
5	BROOKER Christian	2.6W.2W.M.1.6.3.2.3.1WW	9.4	1	26	4	ct2;bo1;lb1;		
Fielding (caught, stumped, runout, asstd. r/o)									
MARKS G: WK(c0,s0,byes 1), PALMER D: c1,ar1, BURROWS M: ar1, BRUSNAHAN D: r1, TONKIN B: c2,									





## 2016-17 B Grade Premiers (Division 5)



**Back row:** Christian Brooker, Bill Hansberry, Greg Marks, Ash Marshall, Henry Barritt, Gary Wilson, Peter Hughes.  
**Middle row:** Richie Dey, Mark Burrows, Dale Brunsahan, Dave Palmer, Andrew Woodfield.  
**Front row:** Braedon Tonkin.

## C GRADE CAPTAIN'S REPORT

After making a Grand Final and not getting across the line last season, it was always going to be a season of wanting to go "just that bit further" this season. Whereas last season was fairly easy in a lower, social grade (in D grade), we had to step up in a higher grade this season against better teams and players. We kept a good core of players and managed to bring in some new players across the course of the season, who hopefully continue on in Warradale colours into the future. I am incredibly proud of the way the boys fought it out this season, and a Grand Final win is a great reward for all the hard work that I know that they have put in week after week.

From a personal perspective this was a difficult season for myself for a number of reasons. I never considered giving the captaincy away due to our "unfinished business" from last season, but even the best of us need a break sometime. I just wanted to thank my amazing partner Nat for all of her support over the year, both on and off the field. Having a partner who plays cricket can be a big commitment, but when that guy is captain, it means having to wait after games, or getting to grounds early throughout the season.

Another factor for me was the loss of a great mate, Bryan "Beefa" Mildren, over the off season. It certainly had a significant impact on us as a team over the early stages of the season and I'm glad that we had the opportunity to have Lynette attend one of our games later in the year to catch up. To have the opportunity to share the day with great mates, playing the game that we love, should never be taken for granted, and to see the way our club bounced back this year with 3 Grand Final wins is testament to that.

Cheers to my 2 awesome Vice Captain's this season (Dan & Angelo). We may not always have agreed on things over the course of the year but we always found a way to "bounce off each other" and come up with ways to achieve our goals. We pushed each other to play better and in the end it only made us try harder to take that step further than we did last season.

There were so many standout team members this year... some who played consistently all season like Tim, Ron, Glenn or Daisy... others who stood up when the moment came and made a significant difference when it counted... such as Tonks Snr, Bill, Simon (Bates & Tynski) or Nav. We all have our role to play and I was stoked that everyone was passionate enough about the game to tell me that they wanted to make an impact. So many highlights looking back on a stellar season reminds us why it's such a great game to play!!

### Trophy Winners:

**Batting Trophy** – A great season by Angelo capped by the "hat-trick" he's talked about for so long 😊 Great reward for a bloke to train the house down and proved that he really is a man for all occasions – dominating when he can or facing down tough opposition bowling to post a competitive score for his team to defend. 500 runs @ 50 – an outstanding season by anyone's standards!!

**Bowling Trophy** – Having decided to just bowl leg-spin this season, I benefitted from such tight bowling by guys like Ron Scott all season. With 33 wickets at 10.21, I was just determined to do my job and support our team getting across the line. With 23 wickets of his own I'm sure Dan will be challenging me for this trophy next season.



**Captain's Trophy** – Glenn Harris. In his 2<sup>nd</sup> season at Warradale, Glenn has proved himself to be a great "team man" – always there to set up stumps or prepare the ground, always looking after the team kit, always there to share a beer or an idea after a game with his mates. Not to mention picking up his second Association fielding trophy this year, and putting in game after game, to save us runs by chasing down balls that us older guys are too slow to haul in 😊.

Brett Bryson  
**C Grade Captain**



## 2016/17 BATTING STATISTICS IN C GRADE

Player Name	Ga	Batting			Ave	Innings			Scores			Pshps		%Tm	%Cr	Score			Strokes	Fld Ct	W'keeping			Gam
		Inn	NO	Runs		Hi	100	50	30	0	100	50	0			6's	4's	1's			Ct	St	Bye	
PANSINI Angelo	13	12	2	500	50.0	126	3	-	3	-	-	4	27	65	24	52	94	4	-	-	-	-	-	-
HARRIS Glenn	16	13	2	430	39.1	172	1	-	4	-	-	1	19	69	19	54	53	7	2	-	-	1	2	-
SCHMIAUKE Marc	4	4	-	133	33.3	59	-	2	-	-	-	1	22	49	2	12	37	4	-	-	-	-	-	-
SMITH Tim	15	13	2	131	11.9	25	-	-	-	-	-	2	6	28	1	11	49	6	5	3	14	6	-	-
TONKIN Andrew	7	6	-	128	21.3	63	-	2	-	2	-	2	14	59	7	10	34	1	-	-	-	-	-	-
TYNSKI Simon	11	7	2	89	17.8	29	-	-	-	2	-	2	6	36	1	11	27	3	-	-	-	-	-	-
MARKS Greg	10	8	1	69	9.9	16	-	-	-	-	-	-	4	35	-	4	30	-	5	6	33	9	-	-
BRUSNAHAN Dale	5	4	2	65	32.5	31*	-	-	1	-	-	-	10	51	-	4	23	4	-	-	-	-	-	-
HANSBERRY Bill	5	4	-	60	15.0	32	-	-	1	-	-	-	8	34	1	5	23	-	-	-	-	-	-	-
SCOTT Ron	13	7	3	59	14.8	25*	-	-	-	1	-	-	3	51	-	7	13	2	-	-	-	-	-	-
CLARIDGE Daniel	13	7	1	58	9.7	15	-	-	-	-	-	2	3	28	-	2	25	6	-	-	-	-	-	-
BATES Simon	11	7	3	51	12.8	25	-	-	-	1	-	-	3	30	-	2	20	5	-	-	-	-	-	-
BROOKER Christian	2	1	-	49	49.0	49	-	-	1	-	-	1	15	51	-	4	23	-	-	-	-	-	-	-
GIBBIE Dom	1	1	-	48	48.0	48	-	-	1	-	-	1	17	31	1	4	16	-	-	-	-	-	-	-
CLYDESDALE Matt	6	2	-	41	20.5	25	-	-	-	-	-	-	6	53	-	4	15	1	-	-	-	-	-	-
WILLIAMS Rowan	1	1	-	36	36.0	36	-	-	1	-	-	1	36	62	1	5	4	-	-	-	-	-	-	-
WILSON Gary	1	1	1	32	-	32*	-	-	1	-	-	-	62	73	2	3	4	-	-	-	-	-	-	-
MARTIN Anthony	8	7	1	29	4.8	21	-	-	-	1	-	1	2	17	-	1	17	1	-	-	-	-	-	-
HUGHES Peter	2	2	-	24	12.0	23	-	-	-	-	-	-	10	56	-	4	6	-	-	-	-	-	-	-
JEYNES Steve	2	1	1	20	-	20*	-	-	-	-	-	-	5	65	-	2	10	1	-	-	-	-	-	-
CANDLETT Shane	2	2	1	19	19.0	19	-	-	-	-	-	-	4	59	-	1	5	2	-	-	-	-	-	-
CRAIGIE Grant	1	1	-	18	18.0	18	-	-	-	-	-	-	11	37	-	3	6	1	-	-	-	-	-	-
BRYSON Brett	15	5	-	18	3.6	11	-	-	-	1	-	-	1	23	-	-	12	2	-	-	-	-	-	-
BURROWS Mark	2	2	-	15	7.5	10	-	-	-	-	-	1	4	15	-	2	7	3	-	-	-	-	-	-
GREEN Anthony	3	2	-	9	4.5	5	-	-	-	-	-	-	2	16	-	2	1	-	-	-	-	-	-	-
WOODFIELD Andrew	4	3	-	6	2.0	2	-	-	-	-	-	-	1	26	-	-	6	2	-	-	-	-	-	-
MONAHAN Phil	1	1	-	1	1.0	1	-	-	-	-	-	-	2	33	-	-	1	-	-	-	-	-	-	-
PALMER Edward	1	1	-	1	1.0	1	-	-	-	-	-	-	1	17	-	-	1	-	-	-	-	-	-	-
SPANTON Troy	1	-	-	0	-	-	-	-	-	-	-	-	0	-	-	-	-	-	-	-	-	-	-	-
ARMAN Sam	4	1	1	0	-	0*	-	-	-	-	-	-	0	-	-	-	-	1	-	-	-	-	-	-
MATTHEWS Jacob	1	1	1	0	-	0*	-	-	-	-	-	-	0	-	-	-	-	-	-	-	-	-	-	-
TEMBY Paul	1	-	-	0	-	-	-	-	-	-	-	-	0	-	-	-	-	-	-	-	-	-	-	-
MASON Steve	1	-	-	0	-	-	-	-	-	-	-	-	0	-	-	-	-	-	-	-	-	-	-	-
FULLER Paul	1	-	-	0	-	-	-	-	-	-	-	-	0	-	-	-	-	-	2	1	6	1	-	-
HUCKSTEPP Craig	1	1	-	0	0.0	0	-	-	-	1	-	-	0	-	-	-	-	-	-	-	-	-	-	-

## 2016/17 BOWLING STATISTICS IN C GRADE

Player Name	Ga	Bowling						Innings			Fig 5w 3w	% Tm	How Out			Wkt/ InnB	Ball/ Wkt	Run/ Over
		Inn	Overs	Mdn	Runs	Wkt	Ave	Best	Ct	Bo			Lb	St				
BRYSON Brett	15	16	115.3	25	337	33	10.2	6/22	1	4	22	19	4	2	8	2.1	21.0	2.9
CLARIDGE Daniel	13	13	82.1	14	259	23	11.3	4/12	-	4	18	11	11	-	1	1.8	21.4	3.2
SCOTT Ron	13	14	117	32	250	21	11.9	6/23	1	1	16	10	10	1	-	1.5	33.4	2.1
PANSINI Angelo	13	14	92.4	19	255	15	17.0	2/1	-	-	12	6	7	2	-	1.1	37.1	2.8
BURROWS Mark	2	4	21.1	9	41	12	3.4	6/8	1	1	32	2	8	2	-	3.0	10.6	1.9
SCHMIAUKE Marc	4	4	26.2	3	71	9	7.9	5/39	1	-	24	7	1	1	-	2.3	17.6	2.7
MARTIN Anthony	8	8	47	8	168	8	21.0	5/36	1	-	10	4	4	-	-	1.0	35.3	3.6
CLYDESDALE Matt	6	2	12.5	-	69	5	13.8	3/17	-	1	8	1	3	-	1	2.5	15.4	5.4
MARKS Greg	10	2	13.4	4	46	4	11.5	3/29	-	1	4	3	-	1	-	2.0	20.5	3.4
BRUSNAHAN Dale	5	4	28	9	50	4	12.5	2/2	-	-	11	2	2	-	-	1.0	42.0	1.8
BROOKER Christian	2	1	15	4	32	3	10.7	3/32	-	1	17	1	1	1	-	3.0	30.0	2.1
CANDLETT Shane	2	2	21	4	74	3	24.7	2/11	-	-	20	1	2	-	-	1.5	42.0	3.5
HARRIS Glenn	16	5	30	5	110	3	36.7	2/5	-	-	2	1	2	-	-	0.6	60.0	3.7
GREEN Anthony	3	2	14	5	44	2	22.0	1/13	-	-	7	1	1	-	-	1.0	42.0	3.1
HUCKSTEPP Craig	1	1	8	-	30	1	30.0	1/30	-	-	14	-	1	-	-	1.0	48.0	3.8
SMITH Tim	15	2	9	-	35	1	35.0	1/19	-	-	1	1	-	-	-	0.5	54.0	3.9
HANSBERRY Bill	5	2	9	1	49	1	49.0	1/32	-	-	2	-	1	-	-	0.5	54.0	5.4
BATES Simon	11	1	4	-	11	-	-	-	-	-	-	-	-	-	-	0.0	0.0	2.8
MASON Steve	1	1	6	-	21	-	-	-	-	-	-	-	-	-	-	0.0	0.0	3.5
TYNSKI Simon	11	1	4	-	25	-	-	-	-	-	-	-	-	-	-	0.0	0.0	6.3
MATTHEWS Jacob	1	1	15	4	32	-	-	-	-	-	-	-	-	-	-	0.0	0.0	2.1
ARMAN Sam	4	2	11	1	52	-	-	-	-	-	-	-	-	-	-	0.0	0.0	4.7
JEYNES Steve	2	1	7	-	66	-	-	-	-	-	-	-	-	-	-	0.0	0.0	9.4

## 2016/17 RUNS FROM EACH BATTING POSITION IN C GRADE

Player Name	Gam	Opener	No.3	No.4	No.5	No.6	No.7	No.8	No.9	No.10	No.11
PANSINI Angelo	13	161@ 81	312@ 52	27@ 14	-@ -	-@ -	-@ -	-@ -	-@ -	-@ -	-@ -
HARRIS Glenn	16	-@ -	-@ -	32@ 41	19@ 19	85@ 43	-@ -	-@ -	-@ -	-@ -	-@ -
SCHMIAUKE Marc	4	73@ 37	60@ 30	-@ -	-@ -	-@ -	-@ -	-@ -	-@ -	-@ -	-@ -
SMITH Tim	15	125@ 11	-@ -	-@ -	-@ -	-@ -	-@ -	-@ -	6@ -	-@ -	-@ -
TONKIN Andrew	7	119@ 30	-@ -	-@ -	9@ 5	-@ -	-@ -	-@ -	-@ -	-@ -	-@ -

## 2016/17 MOST MINUTES PER INNINGS IN C GRADE (MIN. 3 INNINGS)

Rank	Player Name	Gam	All Inn	Timed Inn	Total Minutes	Minutes per Inn	Runs per Minute
1	SCHMIAUKE Marc	4	4	4	294	73.50	0.452
2	HANSBERRY Bill	5	4	4	209	52.25	0.287
3	PANSINI Angelo	13	12	12	499	41.58	1.002
4	SMITH Tim	15	13	13	530	40.77	0.247
5	BATES Simon	11	7	7	272	38.86	0.188
6	TONKIN Andrew	7	6	6	219	36.50	0.584
7	HARRIS Glenn	16	13	13	465	35.77	0.925

## 2016/17 MOST PARTNERSHIP RUNS IN C GRADE

Rank	Player Name	Gam	Total Pship Runs	Pship Runs per Inn	Best Pship	Pships of 100	50	30	Player Runs	% of P'ship
1	PANSINI Angelo	13	771	64.3	81	-	4	6	500	64.9
2	HARRIS Glenn	16	626	48.2	149	1	1	4	430	68.7
3	SMITH Tim	15	468	36.0	97	-	2	2	131	28.0
4	SCHMIAUKE Marc	4	272	68.0	94	-	1	2	133	48.9
5	TYNSKI Simon	11	246	35.1	72	-	2	1	89	36.2
6	TONKIN Andrew	7	216	36.0	97	-	2	-	128	59.3
7	CLARIDGE Daniel	13	207	29.6	60	-	2	-	58	28.0
8	MARKS Greg	10	198	24.8	46	-	-	2	69	34.8
9	HANSBERRY Bill	5	179	44.8	49	-	-	2	60	33.5

## C GRADE MATCH REPORTS

## Round 1: WARRADALE v ICC SHARKS at Brighton High (LOST 1st Innings)

Round one marked the first time either club had played against each other since the sudden passing of Bryan "Beefa" Mildren during the off-season. Many thanks to Greeny for organising the "Beefa Trophy" (a perpetual trophy for future Warradale vs Sharks fixtures). A special thanks also to Jason Hall and the ICC Sharks team in joining us for a minute's silence at the Brighton Oval pitch prior to the start of play.

There were plenty of nerves on both sides for this game and we had them on the ropes at 3/6 before Neil Johns dug in to make a belligerent 97\* out of their total of 146. A fantastic bowling effort early from Ron Scott and some tight overs at the end from Angelo, put us in with a good chance.

Unfortunately... nerves, tight bowling and some poor shot selections saw us bundled out for 92. Not the ideal start to the season but I felt, as a club, we paid our respects to Beefa on the field in the way we conducted ourselves and the manner in which we played... with constant support for each other and plenty of laughs throughout the day.

Season: 2016/17, Round 1		Date: 08OCT	Grade: C	Division: 7	Captain: BRYSON Brett
<b>ICC SHARKS 7-146 (40 ov)</b>					
Ord-Bowler-----	Runs off each over-----	Ovrs	Md	Runs	Wkts---How out-----
1 HUCKSTEPP Craig	1.3.1W.2.5.6.5.7	8	0	30	1 bo1;
2 SCOTT Ron	1W.MW.M.M.2W.2.15.2	8	3	22	3 ct2;bo1;
3 PANSINI Angelo	M.3.M.4.M.7.1WW	7	3	15	2 bo2;
4 BRYSON Brett	2.4.1.3W.1.8.17	7	0	36	1 cb1;
5 SMITH Tim	5.6.3..2	4	0	16	0
6 HARRIS Glenn	1.4.4.1.1.12	6	0	23	0
Fielding (caught, stumped, runout, asstd.r/o)-----					
MARKS G: WK(c1,s0,byes 4), HARRIS G: c1, BRYSON B: c1,					
Fielding Votes: 1st- PANSINI Angelo 2nd- WOODIFIELD Andrew 3rd-					
<b>WARRADALE 10-92 (31.4 ov)</b>					
Ord-Min--Batsman-----	Scoring Strokes-----	How Out-----	Runs-----	Fow &	N.O.Batsman-----
1 2 HUGHES Peter	1	Caught	1	1- 2	SMITH T 1
2 85 SMITH Tim	11111241244	Caught	22	4- 56	HARRIS G 7
3 26 MARKS Greg	12211141	Bowled	13	2- 21	SMITH T 4
4 11 PANSINI Angelo	6111	Bowled	9	3- 31	SMITH T 5
5 55 HARRIS Glenn	1121242411	Caught	19	5- 76	TYNSKI S 8
6 19 TYNSKI Simon	422	Cght & B.	8	6- 77	WOODIFIELD A 1
7 11 WOODIFIELD Andrew	11	Caught	2	7- 79	BRYSON B 1
8 6 BRYSON Brett	1	Bowled	1	8- 80	PALMER E 1
9 8 PALMER Edward	1	Caught	1	9- 85	SCOTT R 5
10 15 SCOTT Ron	1424	Not Out	11		
11 8 HUCKSTEPP Craig		LBW	0	10- 92	SCOTT R 11
Extras			5		

## Round 2: WARRADALE v PLYMPTON FOOTBALLERS at Brighton High (WON 1st Innings)

After copping a lesson in the D Grade grand final last season from these guys I wanted us to come out and be more competitive this game. We batted first and a couple of solid 30's from Pansini and Harris set us up for a solid total, while Candlett and Jeanes chimed in as the tail wagged.

Defending 160 we bowled tight early, with Glenn "This could go anywhere" Harris snaring their star bat (Norman) with an unplayable delivery. As captain I managed to clean up the tail but the game was well over before I got some cheap wickets. Great fightback by the boys, after the emotional roller-coaster of our first game.

Season: 2016/17, Round 2		Date: 15OCT	Grade: C	Division: 7	Captain: BRYSON Brett
<b>WARRADALE 9-160 (40 ov)</b>					
Ord-Min--Batsman-----	Scoring Strokes-----	How Out-----	Runs-----	Fow &	N.O.Batsman-----
1 58 PANSINI Angelo	611114111666	Bowled	35	2- 60	MARKS G 1
2 49 HUGHES Peter	4441241111	Caught	23	1- 41	PANSINI A 17
3 24 MARKS Greg	1113	Bowled	6	3- 76	HARRIS G 10
4 45 HARRIS Glenn	11241144644	Caught	32	4-104	GREEN A 5
5 33 GREEN Anthony	14	Bowled	5	5-107	BATES S 0
6 10 BATES Simon	2	Bowled	2	6-112	BRYSON B 0
7 30 BRYSON Brett	11111	Bowled	5	7-129	CANDLETT S 11
8 37 CANDLETT Shane	11212221142	LBW	19	8-143	JEYNES S 6
9 30 JEYNES Steve	1211114111411	Not Out	20		
10 14 WOODIFIELD Andrew	11	Caught	2	9-160	JEYNES S 20
11 1 ARMAN Sam		Not Out	0		
Extras			11		
<b>PLYMPTON FOOTBALLERS 10-122 (34.5 ov)</b>					
Ord-Bowler-----	Runs off each over-----	Ovrs	Md	Runs	Wkts---How out-----
1 GREEN Anthony	3.3.3.7.M.MW.7.8	8	2	31	1 bo1;
2 CANDLETT Shane	6.2.1.MW.2.MW	6	2	11	2 ct1;bo1;
3 PANSINI Angelo	10.6.MW.1.7.4.3W	7	1	31	2 ct1;bo1;
4 BRYSON Brett	2W.6.M.1.1W.4W.1W	6.5	1	15	4 ct3;bo1;
5 HARRIS Glenn	9.6W.1.3.2.1.8	7	0	30	1 bo1;
Fielding (caught, stumped, runout, asstd.r/o)-----					
MARKS G: WK(c1,s0,byes 1), BATES S: c1, CANDLETT S: c2, WOODIFIELD A: c1,					
Fielding Votes: 1st- HARRIS Glenn 2nd- BATES Simon 3rd-					



**Round 3: WARRADALE v KENILWORTH at AWAY Ground (LOST 1st Innings)**

Going into this game we were a few of our regular players short – myself, Ron Scott and Angelo all unavailable. Greg “Mad Dog” Marks and Glenn Harris sorted out the captaincy duties between them and have to say, I was super impressed with their efforts on day one!! Glenn starred with 176 out of a team total of 284 – assisted by Dom Gibbie with 48.

With 3 of our starting bowlers out this game it was always going to be a tough one to defend against a strong Kenilworth batting line-up. Greg used 9 different bowlers on day 2 trying to get the breakthrough and ended up having to bowl 9 overs himself (returning the best figures of 3/29 on the day). Kenilworth were too strong in the end, finishing with 295, and a close loss.

Season: 2016/17, Round 3		Date: 22OCT/29OCT	Grade: C	Division: 7	Captain: MARKS Greg		
WARRADALE 5-284 (60 ov)							
Ord	Min	Batsman	Scoring Strokes	How Out	Runs	Fow & N.O. Batsman	
1	49	SMITH Tim	141112	Bowled	10	1- 16 BATES S 2	
2	61	BATES Simon	112	Bowled	4	2- 20 GIBBIE D 0	
3	140	GIBBIE Dom	11421441116111221111221141	Bowled	48	3-169 HARRIS G 94	
4	188	HARRIS Glenn	142244221144111141144414416461644462	Run Out	172	5-283 TYNSKI S 19	
			161141144241411441446241				
5	30	MARKS Greg	112224211	Caught	16	4-211 HARRIS G 121	
6	32	TYNSKI Simon	11114411411	Not Out	20		
7	2	CANDLETT Shane		Not Out	0		
		JEYNES Steve		dnb			
		MASON Steve		dnb			
		WOODIFIELD Andrew		dnb			
		ARMAN Sam		dnb			
		Extras			14		
KENILWORTH 5-295 (57.4 ov)							
Ord	Bowler	Runs off each over	Ovrs	Md	Runs	Wkts	How out
1	CANDLETT Shane	1.5.M.4W.M.1.8.6.12.1.4.7.5.1.8	15	2	63	1	bo1;
2	MASON Steve	1.1.2.8.8.1	6	0	21	0	
3	HARRIS Glenn	M.5.4.1.16.4.2	7	1	32	0	
4	SMITH Tim	5.1.6.3W.4	5	0	19	1	ct1;
5	ARMAN Sam	1.5.8.6.9	5	0	29	0	
6	JEYNES Steve	3.8.14.4.13.11.13	7	0	66	0	
7	TYNSKI Simon	6.7.9.3	4	0	25	0	
8	MARKS Greg	MW.4.M.5.2.4.6.MW.8W	8.4	3	29	3	ct3;
Fielding (caught, stumped, runout, asstd.r/o)							
SMITH T: WK(c0,s0,byes 0), MARKS G: WK(c0,s0,byes10), HARRIS G: c1, JEYNES S: c1, WOODIFIELD A: c1, ARMAN S: c1,							
Fielding Votes: 1st- HARRIS Glenn 2nd- JEYNES Steve 3rd-							

**Round 4: WARRADALE v SOUTHERN at AWAY Ground (LOST 1st Innings)**

We had high hopes going into this game with Southern struggling early. Scotty bowled beautifully for 1/20 off 15 overs and captain “Dutchy” cleaned up with 4/22 off 15 as first change. We welcomed back VC, Dan Claridge for his first game with us this season and he bowled well with 2/10. In a case of, “history repeating” we let these guys off the hook at 5/48 to be all out 167... a total we should have chased easily. Batting on the 2<sup>nd</sup> day we got the “yips” again and despite a cracking 36 from Rowie “Ring-in” Williams we flopped to an unconvincing 101 all out. The weather turned on us during the day and they took some freakish catches but I felt that we just didn't want to do the hard yards to win the game. Four games in, and sitting 1-3, we needed some good things to start happening if we were going to play finals this year!!

Season: 2016/17, Round 4		Date: 05NOV/12NOV	Grade: C	Division: 7	Captain: BRYSON Brett				
SOUTHERN 10-167 (60 ov)									
Ord	Bowler	Runs off each over	Ovrs	Md	Runs	Wkts	How out		
1	SCOTT Ron	1.1.1.5.1.3.1.M.1.M.2.2.M.1W.1	15	3	20	1	bo1;		
2	CLYDESDALE Matt	3.8.1.1W.2.21.8.7.1W	9	0	52	2	bo2;		
3	BRYSON Brett	3.MW.6.M.MW.M.M.M.2.M.6W.1.3.1W	15	8	22	4	ct1;bo1;st2;		
4	HARRIS Glenn	3.5.12	3	0	20	0			
5	CLARIDGE Daniel	5.MW.2.1.1W.M.1	7	2	10	2	ct1;bo1;		
6	MARKS Greg	3.2.6W.M.6	5	1	17	1	lb1;		
7	ARMAN Sam	3.2.M.1.1.16	6	1	23	0			
Fielding (caught, stumped, runout, asstd.r/o)									
MARKS G: WK(c0,s2,byes 1), HARRIS G: WK(c0,s0,byes 0), SMITH T: c1, BATES S: c1,									
Fielding Votes: 1st- CLARIDGE Daniel 2nd- ARMAN Sam 3rd-									
WARRADALE 10-101 (22.3 ov)									
Ord	Min	Batsman	Scoring Strokes	How Out	Runs	Fow &	N.O.	Batsman	
1	43	SMITH Tim	1121111	Bowled	8	5- 32		CLARIDGE D	1
2	15	HANSBERRY Bill	121	Bowled	4	1- 10		SMITH T	6
3	3	MARKS Greg	21	LBW	3	2- 13		SMITH T	6
4	12	HARRIS Glenn	114242	LBW	14	3- 28		SMITH T	7
5	3	TYNSKI Simon		Run Out	0	4- 31		SMITH T	8
6	43	CLARIDGE Daniel	1212131121	Caught	15	7- 88		WILLIAMS R	36
7	1	BRYSON Brett		Caught	0	6- 32		CLARIDGE D	1
8	37	WILLIAMS Rowan	1112446442421	Caught	36	8- 90		SCOTT R	2
9	18	SCOTT Ron	22	Caught	4	9- 98		BATES S	4
10	23	BATES Simon	1211	Not Out	5				
11	6	WOODIFIELD Andrew	11	Caught	2	10-101		BATES S	5
		CLYDESDALE Matt		dnb					
		ARMAN Sam		dnb					
		Extras			10				

**Round 5: WARRADALE v PORT NOARLUNGA at Brighton High (WON Outright)**

As my good mate Angelo would say anytime someone takes a wicket... "Start of a hat-trick!!" Luckily for us we came up against an under-manned Porties side this game and made the most of it by winning outright to take maximum points. This game also signalled the start of Ang's own "hat-trick" with the first of 3 amazing ton's coming with his return to our side as joint VC with Dan.

We rolled Port Noarlunga for a dismal 54 (wickets shared around) and then Angelo smashed a 39 ball century on his way to 126 (in 52 balls). Glenn had a little bit of "party time" at the end of the innings to finish 35no.

We declared after 18 overs, leaving them 147 just to make us bat again – they ended up 7/59 at the end of day 1. With 3 higher grade ring-ins playing the 2<sup>nd</sup> week they put in a slightly better effort, but still fell waaay short of making us bat again – Captain Dutchy taking his best club figures of 6/22 to seal the outright and hopefully a slow climb back up the ladder.

Season: 2016/17, Round 5		Date: 19NOV/26NOV	Grade: C	Division: 7	Captain: BRYSON Brett
PORT NOARLUNGA 8A-54 (19.1 ov)					
Ord-Bowler-----	Runs off each over-----	Ovrs	Md	Runs	Wkts-----How out-----
1 SCOTT Ron	6.1.1.MWW.M	5	2	8	2 ct2;
2 MARTIN Anthony	M.8.MW.3	4	2	11	1 bol1;
3 BURROWS Mark	2W.5.1W.5	4	0	13	2 ct1;bol1;
4 PANSINI Angelo	2.2.5.4	4	0	13	0
5 BRYSON Brett	5.0W	1.1	0	5	1 st1;
6 CLARIDGE Daniel	MW	1	1	0	1 bol1;
Fielding (caught,stumped,runout,asstd.r/o)-----					
MARKS G: WK(c2,s1,byes 3), PANSINI A: ar1, HARRIS G: ar1, SMITH T: c1,					
Fielding Votes: 1st- HARRIS Glenn 2nd- ARMAN Sam 3rd-					
WARRADALE 3d-200 (18 ov)					
Ord-Min--Batsman-----	Scoring Strokes-----	How Out-----	Runs-----	Fow &	N.O.Batsman-----
1 51 PANSINI Angelo	424144464164121663611126614461164121	Caught	126	2-158	MARTIN A 16
2 26 BURROWS Mark	4111111	Caught	10	1- 77	PANSINI A 61
3 44 MARTIN Anthony	111411112211112	Stumped	21	3-200	HARRIS G 35
4 19 HARRIS Glenn	444444412121	Not Out	35		
CLARIDGE Daniel		dnb			
TYNSKI Simon		dnb			
MARKS Greg		dnb			
SMITH Tim		dnb			
BRYSON Brett		dnb			
SCOTT Ron		dnb			
ARMAN Sam		dnb			
TEMBY Paul		dnb			
BATES Simon		dnb			
Extras			8		
PORT NOARLUNGA 10-93 (53.1 ov)					
Ord-Bowler-----	Runs off each over-----	Ovrs	Md	Runs	Wkts-----How out-----
1 SCOTT Ron	2.MW.4.1.M.M.M.6.1.M.MW.1.1	13	6	16	2 ct1;bol1;
2 CLARIDGE Daniel	7.5.1W.2	4	0	15	1 bol1;
3 BRYSON Brett	2.2.MW.MW.MW.MW.6.4.M.1.2.M.1.4.0W	14.1	6	22	6 ct3;bol1;lb1;st1;
4 BURROWS Mark	4.M.5.M	4	2	9	0
5 MARTIN Anthony	2.5.1.1.5.1.1	7	0	16	0
6 PANSINI Angelo	1.1.3.M.1.MW.1.6.M.M.1	11	4	14	1 bol1;
Fielding (caught,stumped,runout,asstd.r/o)-----					
MARKS G: WK(c0,s1,byes 0), BURROWS M: c2, TYNSKI S: c1, SCOTT R: c1,					

Left to Right:  
Anton Balym,  
Jack Cornelissen,  
Richie Dey,  
Josh Deniet,  
Ash Marshall,  
Glenn Harris  
at Association meeting  
to collect our  
premiership trophies  
and association awards.



**Round 6: WARRADALE v MITCHELL PARK at Brighton High (WON Outright)**

We always have a lot of fun playing against Mitchell Park and this game was no exception. With our tails up after the Porties game we went into this one wanting to continue on the good form – Mark “Buzza” Burrows made them look like kindergarten batsmen with figures of 4/11 and 6/8 across their 2 innings. They did have 2 quality batsmen in their side but it made no difference as they were shot out for 38 in their first innings.

Angelo made his 2<sup>nd</sup> century in a row to finish on 110no and we were able to declare at 5/166 off 26 overs. Despite putting up much more of a fight in their 2<sup>nd</sup> innings it was never going to be enough as they folded for 98 – Simon “The Panther” Bates even gracing the bowling crease in the 2<sup>nd</sup> innings to finish with 0/11 off 4 overs... I believe I last saw him mumbling something about Tim Smith being “off the Christmas Card list” after he muffed a leg-side stumping from Simon’s bowling ☺ So, with 2 crushing outright wins under our belt, we were looking in much better shape with one more game to go before the Xmas break!!

Season: 2016/17, Round 6 Date: 03DEC/10DEC Grade: C Division: 7 Captain: BRYSON Brett

**MITCHELL PARK 10-38 (20.3 ov)**

Ord-BowLer	Runs off each over	Ovrs	Md	Runs	Wkts	How out
1 SCOTT Ron	1W.2.5.8W.M.5	6	1	21	2	ct1;bo1;
2 BURROWS Mark	9.2.MW.MW.MW.M	6	4	11	4	bo3;lb1;
3 PANSINI Angelo	M.MW.M.1.0W	4.3	3	1	2	ct2;
4 BRYSON Brett	MW.1.2W.M	4	2	3	2	ct1;lb1;

Fielding (caught, stumped, runout, asstd.r/o)  
MARKS G: WK(c0,s0,byes 2), MARTIN A: c1, CLARIDGE D: c1, TYNSKI S: c1, BATES S: c1,  
Fielding Votes: 1st- HARRIS Glenn 2nd- CLARIDGE Daniel 3rd-

**WARRADALE 5d-166 (26 ov)**

Ord-Min	Batsman	Scoring Strokes	How Out	Runs	Fow &	N.O. Batsman
1 24	SMITH Tim	24	Bowled	6	2- 26	PANSINI A 19
2 2	MARTIN Anthony		Caught	0	1- 0	SMITH T 0
3 97	PANSINI Angelo	221422411311411411441446211111641	Not Out	110		
		41124111441				
4 19	HARRIS Glenn	164464	Caught	25	3- 63	PANSINI A 30
5 30	CLARIDGE Daniel	414211	Caught	13	4-123	PANSINI A 75
6 7	BURROWS Mark	41	Caught	5	5-144	PANSINI A 91
7 13	MARKS Greg	11	Not Out	2		
	TYNSKI Simon		dnb			
	BATES Simon		dnb			
	SCOTT Ron		dnb			
	BRYSON Brett		dnb			
	CLYDESDALE Matt		dnb			
	HANSBERRY Bill		dnb			
	Extras			5		

**MITCHELL PARK 10-98 (35.1 ov)**

Ord-BowLer	Runs off each over	Ovrs	Md	Runs	Wkts	How out
1 BURROWS Mark	1W.M.2.1.MW.MW.4W.0W	7.1	3	8	6	ct1;bo4;lb1;
2 SCOTT Ron	3.1.6	3	0	10	0	
3 MARTIN Anthony	M.6.3.M.1.1W	6	2	11	1	ct1;
4 BRYSON Brett	5.1.1.M.MW	5	2	7	1	ct1;
5 CLARIDGE Daniel	MW.8.5.11.4	5	1	28	1	ct1;
6 PANSINI Angelo	9.1.4.1.5	5	0	20	0	
7 BATES Simon	3.3.4.1	4	0	11	0	

Fielding (caught, stumped, runout, asstd.r/o)  
MARKS G: WK(c0,s0,byes 3), HARRIS G: c2, BURROWS M: c1, BATES S: r1, CLYDESDALE M: c1,

**Round 7: WARRADALE v SOUTH PARK at AWAY Ground (WON 1st Innings)**

We won the toss and elected to bat first on a hot day at a tiny South Parklands oval for this one-dayer. South Park were top of the ladder at this stage and put up some great bowling and fielding early in this game. Bill “You’re a Wizard, Harry” Hansberry defied the critics who claimed that he was picked in the side purely due to his witty sledging talents. With 3 defiant runs off 45 minutes at the crease, Bill was able to take a lot of the early pressure off Angelo (they combined for a 50 run partnership!!). Angelo worked extremely hard for his 3<sup>rd</sup> century in a row... making 120 to take us to a safe total of 246. Glenn chimed in with a quickfire 32 and Tynski proving his lower order talent with a crafty 29.

South Park were up for the fight and pushed us hard all game, to end up 197 all out. It could easily have gone either way, as they batted very well throughout the afternoon. Bowling honours were shared around on a small ground and the run-ups were easily the worst I’ve played on in the past 10 years. The difference at the end of the day was the bowling of Anthony “Nav” Martin, taking 5/36 and managing to get the key breakthroughs against good batsmen just when we needed it. It was a great reward for effort from Nav and he was definitely becoming the quiet achiever of the team.

Season: 2016/17, Round 7 Date: 17DEC Grade: C Division: 7 Captain: BRYSON Brett

**WARRADALE 8-246 (40 ov)**

Ord-Min	Batsman	Scoring Strokes	How Out	Runs	Fow &	N.O. Batsman
1 7	SMITH Tim	4	Caught	4	1- 4	HANSBERRY B 0
2 43	HANSBERRY Bill	111	Bowled	3	2- 53	PANSINI A 46
3 141	PANSINI Angelo	444114264441611124111141414114221161	Stumped	120	7-229	MARKS G 15
		111114116246				
4 22	HARRIS Glenn	4144641116	Caught	32	3- 96	PANSINI A 57
5 25	CLARIDGE Daniel	11222	Bowled	8	4-122	PANSINI A 74
6 7	MARTIN Anthony	1	Run Out	1	5-133	PANSINI A 82
7 45	TYNSKI Simon	1211142111211244	Bowled	29	6-183	PANSINI A 96
8 9	MARKS Greg	21442111	Caught	16	8-231	SCOTT R 1
9 17	SCOTT Ron	112	Not Out	4		
10 8	BATES Simon	22412	Not Out	11		
	BRYSON Brett		dnb			
	Extras			18		

**SOUTH PARK 10-197 (37.3 ov)**

Ord-BowLer	Runs off each over	Ovrs	Md	Runs	Wkts	How out
1 SCOTT Ron	6.2.1.M.4	5	1	13	0	
2 MARTIN Anthony	7W.9.2W.3.4.9.2WW.MW	8	1	36	5	ct2;bo3;
3 PANSINI Angelo	M.7.5.12.1WW	4.3	1	25	2	ct2;
4 BRYSON Brett	8.7.8.5.4W.8.5.4	8	0	49	1	ct1;
5 CLARIDGE Daniel	8.2.2.12.3.9	6	0	36	0	
6 HANSBERRY Bill	5.7.1.6W.7.6	6	0	32	1	bo1;

Fielding (caught, stumped, runout, asstd.r/o)  
MARKS G: WK(c1,s0,byes 3), ar1, SMITH T: c1,ar1, CLARIDGE D: c2, BRYSON B: c1,  
Fielding Votes: 1st- HARRIS Glenn 2nd- CLARIDGE Daniel 3rd-

**Round 8: WARRADALE v PORT NOARLUNGA at AWAY Ground (DRAW)**

Match abandoned due to heat rule.

Season: 2016/17, Round 8	Date: 07JAN	Grade: C	Division: 7	Captain: BRYSON Brett
WARRADALE Team for this Match				
SMITH Tim	CLARIDGE Daniel	BRUSNAHAN Dale		
MARTIN Anthony	CLYDESDALE Matt	BRYSON Brett		
PANSINI Angelo	TYNSKI Simon	SCOTT Ron		
HARRIS Glenn	MARKS Greg			

**Round 9: WARRADALE v SOUTHERN at Brighton High (WON 1st Innings)**

First game back after the break we were all super keen to make the most of the hard work that had catapulted us back into the top 4. Southern had really sledged us pretty hard in Round 4 and I knew some of the boys wanted to dish it up back for this game. The Brighton Oval pitch and in/outfield resembled something from the Jungle Book, as someone had neglected to mow the grounds over the Christmas break. After some last minute scrambling to make the pitch playable, both teams had to put up with the ball dying off the bat for both innings, making it a tough contest.

We batted first and made 157. Andrew "Do I really have to open" Tonkin batting sensibly with Tim for a very valuable 70 run opening partnership. Tonks made 56 and if the ground had been mowed I have no doubt he would have put up a ton. Angelo chimed in with a patient 31 and Matty Clydesdale (a new player to the club this season) made a solid 25, showing signs of some great innings to come as a Wazza.

Southern were never in the hunt – fired out for 65!! Daisy, Ron and Angelo were extremely miserly, with 4/20 coming off the 15 overs that they bowled. Matt Clydesdale showed his class as an all-rounder, taking 3/17 to finish off the game for us.

Season: 2016/17, Round 9	Date: 14JAN	Grade: C	Division: 7	Captain: BRYSON Brett
<b>WARRADALE 9-157 (40 ov)</b>				
Ord-Min	Batsman	Scoring Strokes	How Out	Runs
1 76	SMITH Tim	11111611111	Caught	16
2 96	TONKIN Andrew	16111111112111614244411141111	Bowled	56
3 39	PANSINI Angelo	1421122111141441	Bowled	31
4 3	HARRIS Glenn	1	Caught	1
5 5	CLARIDGE Daniel	1	Caught	1
6 50	CLYDESDALE Matt	1121111412121141	Caught	25
7 4	BRUSNAHAN Dale	1	Bowled	1
8 8	MARKS Greg	111	Bowled	3
9 14	SCOTT Ron	1114	Bowled	7
10 9	BATES Simon	211	Not Out	4
	BRYSON Brett		dnb	
	Extras			12
<b>SOUTHERN 10-65 (26.5 ov)</b>				
Ord-Bowler	Runs off each over	Ovrs	Md	Runs
1 SCOTT Ron	7.1.M.MW	4	2	8
2 BRUSNAHAN Dale	MW.MW.2	3	2	2
3 PANSINI Angelo	1W.1.1.1.2.M.2.2	8	1	10
4 BRYSON Brett	5.2.4.3W.1WW.3	6	0	18
5 CLYDESDALE Matt	1W.4.11W.1W	3.5	0	17
6 CLARIDGE Daniel	8.2	2	0	10
Fielding (caught, stumped, runout, asstd.r/o)				
MARKS G: WK(c0,s1,byes 0), SMITH T: c2, PANSINI A: c1, HARRIS G: c2,				
Fielding Votes: 1st- CLARIDGE Daniel 2nd- HARRIS Glenn 3rd-				



**Round 10: WARRADALE v KENILWORTH at Brighton High (WON 1st Innings)**

Kenilworth came to Wazza-town and had some fairly unique players in their team (who just didn't know how to stop talking about their "pressure" for the entire game). Being the competitive team that we are we took every opportunity to let these guys know that they were not up to handling our "pressure" and sure enough... another great win.

Bill "These aren't the droids we're looking for..." Hansberry batted beautifully to top score with a dogged 32... Daisy & Ron finished it off with a 40 run unbroken partnership for the 8<sup>th</sup> wicket.

We rolled them for 130 with an even contribution across the board. I can still feel the burn from Dan Claridge's "laser vision" as he grumbled at me for not giving him a bowl until 3<sup>rd</sup> change... his figures of 3/27 off 8 overs backed up his own self belief!!

Note to self : Make sure I give Dan an earlier bowl next week or ensure that I hide all the sharp objects before he gets to the oval ☺. Wazza's sitting in the top 4 but things becoming very tight at the top of the ladder.

Season: 2016/17, Round 10 Date: 21JAN Grade: C Division: 7 Captain: BRYSON Brett									
WARRADALE 7-145 (40 ov)									
Ord	Min	Batsman	Scoring Strokes	How Out	Runs	Fov	&	N.O.	Batsman
1	2	SMITH Tim	1	Bowled	1	1-	2		HANSBERRY B
2	119	HANSBERRY Bill	11121116111121431111	Bowled	32	6-	76		CLARIDGE D
3	13	PANSINI Angelo	1214	Bowled	8	2-	15		HANSBERRY B
4	11	HARRIS Glenn	32621	Bowled	14	3-	32		HANSBERRY B
5	14	MARTIN Anthony	21	Bowled	3	4-	45		HANSBERRY B
6	54	MARKS Greg	121111111	Bowled	10	5-	69		HANSBERRY B
7	41	CLARIDGE Daniel	2112112	Bowled	10	7-	105		BRUSNAHAN D
8	41	BRUSNAHAN Dale	1112211422211421111	Not Out	31				
9	17	SCOTT Ron	1142221444	Not Out	25				
		BATES Simon		dnb					
		BRYSON Brett		dnb					
		Extras			11				
KENILWORTH 6-130 (40 ov)									
Ord	BowLer	Runs off each over	Ovrs	Md	Runs	Wkts	How out		
1	MARTIN Anthony	2.2.5.4.6.8	6	0	27	0			
2	BRUSNAHAN Dale	1.M.3.1.M.3.4.4W	8	2	16	1	cb1;		
3	BRYSON Brett	1W.1.1.3.1.4	6	0	11	1	ct1;		
4	SCOTT Ron	2.3.2.1.4.M.4.9	8	1	25	0			
5	PANSINI Angelo	1.5.3W.9	4	0	18	1	bo1;		
6	CLARIDGE Daniel	3.3W.2.2.3.5.3.6W	8	0	27	3	ct1;bo1;st1;		
Fielding (caught, stumped, runout, asstd.r/o)									
MARKS G: WK(c0,s1,byes 6), BRUSNAHAN D: c1, SCOTT R: c1, BATES S: c1, Fielding Votes: 1st- HARRIS Glenn 2nd- PANSINI Angelo 3rd-									

**Round 11: WARRADALE v PLYMPTON FOOTBALLERS at AWAY Ground (DRAW)**

Meeting our "bogey team" once again this season, but at their home ground. There was a lot of heat in this game early, as their openers got off to a flyer and were cocky enough to charge our 1<sup>st</sup> change bowlers. Captain Grumpy gave their best player a send off and ended up with keeper Tim taking 2 awesome stumpings. We clawed our way back into this one courtesy of Ron Scott coming back in his second spell and snatching his season-best figures of 6/23 off 12 overs. They ended up with 170 and we knew we were going to have to fight hard to chase it down after finishing the day at 1/26.

Bill Hansberry battled hard with his straight bat against some really tight, quick bowling for 21. Simon "The Panther" Bates did what only he can do, and batted for over 40 overs to save this game for us. Simon absolutely gives his all when asked to step up in times like this and defied some genuinely swift bowling to lead us to safer ground. Rain enabled us to salvage a draw and when it was called late in the day we were 8/112 and Plympton definitely had the psychological advantage going into the finals.

Season: 2016/17, Round 11 Date: 28JAN/04FEB Grade: C Division: 7 Captain: BRYSON Brett									
PLYMPTON FOOTBALLERS 10-170 (52.1 ov)									
Ord	BowLer	Runs off each over	Ovrs	Md	Runs	Wkts	How out		
1	SCOTT Ron	6.3.5.1W.M.4W.1.MW.1W.1.1.M	12	3	23	6	ct3;bo2;lb1;		
2	BRUSNAHAN Dale	2.M.1.1.2.11.M.M.2	9	3	19	0			
3	CLARIDGE Daniel	5.5.9.4.1.2.2.4W.M.2.0W	10.1	1	34	2	ct1;bo1;		
4	HANSBERRY Bill	M.10.7	3	1	17	0			
5	BRYSON Brett	3.9.2.8W.5.2.8.3.9.MW.6	11	1	55	2	st2;		
6	MARTIN Anthony	3.2.M.10.3.M.M	7	3	18	0			
Fielding (caught, stumped, runout, asstd.r/o)									
SMITH T: WK(c1,s2,byes 2), TONKIN A: c1, HARRIS G: c1, TYNSKI S: c1, Fielding Votes: 1st- HARRIS Glenn 2nd- BRUSNAHAN Dale 3rd-									
WARRADALE 8-112 (47.4 ov)									
Ord	Min	Batsman	Scoring Strokes	How Out	Runs	Fov	&	N.O.	Batsman
1	32	HANSBERRY Bill	14244141	Bowled	21	2-	40		BATES S
2	2	TONKIN Andrew		Bowled	0	1-	2		HANSBERRY B
3	160	BATES Simon	1115111421111112	Caught	25	8-	105		SMITH T
4	3	HARRIS Glenn	1	LBW	1	3-	41		BATES S
5	33	CLARIDGE Daniel	1111	Caught	4	4-	54		BATES S
6	40	CLYDESDALE Matt	42114112	Caught	16	5-	81		BATES S
7	5	TYNSKI Simon		Caught	0	6-	85		BATES S
8	19	MARTIN Anthony	11	Caught	2	7-	94		BATES S
9	31	SMITH Tim	2121	Not Out	6				
10	13	BRUSNAHAN Dale	211	Not Out	4				
		BRYSON Brett		dnb					
		SCOTT Ron		dnb					
		Extras			33				



**Round 12: WARRADALE v ICC SHARKS at AWAY Ground (WON 1st Innings)**

With a lot to play for over the final few rounds we were lucky enough to have a few gun players drop down to us. Marc Schmiauque and Christian Brooker batted really well for us on a very dodgily mowed Wirreanda Oval – the only value for shots appeared to be hitting it over the long infield before it died in the grass clippings just inside the boundary. We made the best of bad conditions and Daisy showed once again that he should always be picked in any side as a batsman – with a classy late order 29 full of his infinite array of leg-side strokes. 209 was posted and probably should have been closer to 270 given the condition of the ground.

We were lucky enough to have Bryan “Beefa” Mildren’s wife, Lynette, come down to watch us battle for the “Beefa Trophy” this time. I spoke with her and she thanked the club for thinking of them both after such a hard 12 months. We also had some of Bryan’s close mates (James Jolly) come down to the ground to watch and have a few beers to share some memories. This was a very tight game early but after a short rain delay one guy came back fired up and ready to turn the game on it’s head. As much as Schmiauque and Brooker set it up for us... the man to win it was Dan Claridge, who absolutely bowled out of his skin to take 4/22 and stick it to his former team. Bowling and fielding was tight throughout and we deservedly ran out easy winners with the Sharks folding for 129 – the “Beefa Trophy” coming back to us for the rest of the season!!

Season: 2016/17, Round 12										Date: 11FEB/18FEB		Grade: C		Division: 7		Captain: BRYSON Brett	
WARRADALE 9-209 (60 ov)																	
Ord	Min	Batsman	Scoring	Strokes	How Out	Runs	Fow &	N.O.	Batsman								
1	123	SCHMIAUKE Marc	111412112112122212122111221421114	Run Out	54	3-125	BROOKER C	49									
2	24	SMITH Tim	1111222	Run Out	10	1- 25	SCHMIAUKE M	11									
3	7	PANSINI Angelo	122	Caught	5	2- 31	SCHMIAUKE M	12									
4	93	BROOKER Christian	11111111421141212411211112114111	Caught	49	4-127	TONKIN A	0									
5	6	TONKIN Andrew	12	LBW	3	5-132	HARRIS G	0									
6	37	HARRIS Glenn	61112411221	Stumped	22	6-159	BRYSON B	4									
7	65	BRYSON Brett	12122111	Caught	11	7-184	BRUSNAHAN D	15									
8	57	BRUSNAHAN Dale	21244111221112121	Caught	29	9-209	MARTIN A	1									
9	13	SCOTT Ron	111221	Caught	8	8-200	BRUSNAHAN D	23									
10	10	MARTIN Anthony	1	Not Out	1												
		CLARIDGE Daniel		dnb													
		CLYDESDALE Matt		dnb													
		Extras				17											
ICC SHARKS 10-129 (48.2 ov)																	
Ord	Bowler	Runs off each over	Ovrs	Md	Runs	Wkts	How out										
1	SCOTT Ron	1.1.2.M.3.1.2.6.MW.1	10	2	17	2	ct1;bol;										
2	BRUSNAHAN Dale	1.4W.M.2.2.2.M.2	8	2	13	1	bol;										
3	SCHMIAUKE Marc	1W.2.3.1	4	0	7	1	ct1;										
4	BRYSON Brett	2.2.M.3.1.1W.0W	6.2	1	9	2	ct2;										
5	MARTIN Anthony	12.2.7.3.6	5	0	30	0											
6	CLARIDGE Daniel	2.4.6W.3W.1W.5W.M.M.1	9	2	22	4	ct3;bol;										
7	PANSINI Angelo	4.3.3.1.7.2	6	0	20	0											
Fielding (caught, stumped, runout, asstd.r/o)																	
SMITH T: WK(c0,s0,byes 3), HARRIS G: WK(c2,s0,byes 1), SCHMIAUKE M: c1, BRUSNAHAN D: c3,																	
CLARIDGE D: c1,																	
Fielding Votes: 1st- BRUSNAHAN Dale 2nd- HARRIS Glenn 3rd-																	

**Round 13: WARRADALE v SOUTH PARK at Brighton High (LOST 1st Innings)**

Looking back, this was probably the “loss that we had to have” to give us the wake-up call we needed before finals. South Park batted well to make 192 and our bowling was tight but not up to the standard that we had shown the past few games.

Marc and Angelo got us off to a solid start before wickets started tumbling and like so many times this season Angelo ended up top scoring (33). We were never in the hunt, all out for 110. Their first change bowler ended up taking 7/20 despite going for 11 off his first over!! Thankfully we couldn't drop out of the top 4 but we had lost any chance of playing a home final with this loss.

Season: 2016/17, Round 13										Date: 25FEB/04MAR		Grade: C		Division: 7		Captain: BRYSON Brett					
										SOUTH PARK 8-192 (60 ov)											
Ord-Bowler-----Runs off each over-----Ovrs Md Runs Wkts---How out-----																					
1 BROOKER Christian										4.1.5.4.1.M.3.2.3.1.MW.3.5W.M.MW		15		4		32		3		ct1;bol;lbl;	
2 SCOTT Ron										M.M.3.M.1.1.2.2.8.4.12		11		3		33		0			
3 BRYSON Brett										9.5.M.M.2.2.8W		7		2		26		1		st1;	
4 CLARIDGE Daniel										2.9.4.1.3.3.1.1		8		0		24		0			
5 PANSINI Angelo										M.3.2.1.8.2.4.1.7.10		10		1		38		0			
6 SCHMIAUKE Marc										1W.4.2.7.1W		5		0		15		2		ct2;	
7 MARTIN Anthony										6.1.1.11W		4		0		19		1		ct1;	
										Fielding (caught, stumped, runout, asstd.r/o)-----											
SMITH T: WK(c0,s1,byes 4),ar1,										SCHMIAUKE M: c2,		PANSINI A: c1,		HARRIS G: ar1,		BATES S: c1,					
Fielding Votes:										1st- HARRIS Glenn		2nd- SCHMIAUKE Marc		3rd-							
										WARRADALE 10-110 (45.3 ov)											
Ord-Min--Batsman-----Scoring Strokes-----How Out---Runs---Fow & N.O.Batsman-----																					
1 30 SMITH Tim										21		Bowled		3		1- 23		SCHMIAUKE M		17	
2 43 SCHMIAUKE Marc										14116111111		Bowled		19		2- 27		PANSINI A		2	
3 57 PANSINI Angelo										11411144611161		Caught		33		3- 65		TYNSKI S		6	
4 107 TYNSKI Simon										1141111141		Bowled		16		7-102		CLARIDGE D		1	
5 33 TONKIN Andrew										11121		Bowled		6		4- 75		TYNSKI S		10	
6 18 HARRIS Glenn										44441		Caught		17		5-101		TYNSKI S		16	
7 1 BATES Simon												Caught		0		6-101		TYNSKI S		16	
8 34 CLARIDGE Daniel										111112		Not Out		7							
9 10 MARTIN Anthony										1		LBW		1		8-106		CLARIDGE D		4	
10 5 BRYSON Brett										1		Bowled		1		9-108		CLARIDGE D		5	
11 13 SCOTT Ron												Caught		0		10-110		CLARIDGE D		7	
BROOKER Christian												dnb									
Extras														7							

**Round 14: WARRADALE v MITCHELL PARK at AWAY Ground (WON 1st Innings)**

In a game with not a great deal to play for we used the opportunity to tinker with our bowling line-up a bit and just enjoyed a fun social game. Dan Claridge continued his great form, taking 4/12 opening the bowling and Captain Dutchy snapped up the slappers with 3/13. Special mention to Glenn with 2/5 off 7 very quick overs. Glenn doesn't get many regular long stints with the ball but he proved that he can be a very handy bowler leading into our finals campaign. We rolled them for 50 and chased it down in 10 overs... Gaz Wilson making a cameo appearance in the C Grade with a hard hitting 32 to get us across the line.

Season: 2016/17, Round 14		Date: 11MAR	Grade: C	Division: 7	Captain: BRYSON Brett			
MITCHELL PARK 10-50 (30.4 ov)								
Ord-Bowler-----	Runs off each over-----		Ovrs	Md	Runs	Wkts-----	How out-----	
1 PANSINI Angelo	2.M.5.2.1.2.M.2W		7.4	2	14	1	bo1;	
2 CLARIDGE Daniel	M.MW.1.4W.6W.1.M.MW		8	4	12	4	ct1;bo3;	
3 BRYSON Brett	3.4.MW.1.2.1W.1W.1		8	1	13	3	ct1;bo1;st1;	
4 HARRIS Glenn	1.M.3.MW.M.MW.1		7	4	5	2	ct1;bo1;	
Fielding (caught, stumped, runout, asstd.r/o)-----								
FULLER P: WK(c2,s1,byes 6),		SMITH T: c1;						
Fielding Votes: 1st- CLARIDGE Daniel		2nd- WILSON Gary		3rd-				
WARRADALE 2-52 (9.5 ov)								
Ord-Min--	Batsman-----	Scoring Strokes-----		How Out---	Runs----	Fow &	N.O.	Batsman-----
1 42	SMITH Tim	2411		Not Out	8			
2 4	MONAHAN Phil	1		Caught	1	1- 3	SMITH T	2
3 4	PANSINI Angelo	41		Cght & B.	5	2- 8	SMITH T	2
4 32	WILSON Gary	41121144266		Not Out	32			
	HARRIS Glenn			dnb				
	CLARIDGE Daniel			dnb				
	TYNSKI Simon			dnb				
	TONKIN Andrew			dnb				
	BATES Simon			dnb				
	FULLER Paul			dnb				
	BRYSON Brett			dnb				
	Extras				6			

**Semi Final: WARRADALE v SOUTH PARK at AWAY Ground (WON 1st Innings)**

After being smashed by these guys a few games ago by almost 100 runs we definitely went out with a point to prove. I've always thought as captain that you can learn just as much from a loss as you can from a win and we went into this one with some good bowling plans against them. And as certain teams seem to find out in finals – what your mate might not give you out for in a minor round game may well be given out by an independent umpire come finals day!

We charged out of the blocks after losing the toss – Scotty and Greeny putting on real pressure with the ball moving early. Ron bowled beautifully to clean bowl their best batsman for 3 and finished with 2/8 off his 6 overs. Once again Dan Claridge starred with the ball, keeping it up to the stumps and moving it both ways. He finished with 4/21 off 8 overs and managed to knock batsman over when we needed the breakthrough – not allowing them build any partnerships of significance. A few overs of “slap” from one of their tail-enders allowed them to reach 111 but it could easily have been a much smaller score as they were 8/64 at one stage.

Two of the “older heads” of the team went into open up and they repeated their heroics of earlier in the season to take the game away from South Park. In finals nerves can do funny things but Tim and Tonks looked effortless in their 97 run opening partnership to dominate this game for us. Both guys should be very proud of their efforts in this game and the way that they showed the younger guys how to play under pressure!! Tonks finished with 63 – the best part of which was belting 3 consecutive booming “6’s” off their opening bowler. Tim has been Mr Consistency with the bat all season and has shared the opening duties even when he was asked to wicket-keep as well, after Mad Dog went up to B Grade. Class effort by 2 great club men ☺

Season: 2016/17, SemiFinal		Date: 18MAR/19MAR	Grade: C	Division: 7	Captain: BRYSON Brett				
SOUTH PARK 10-111 (33.2 ov)									
Ord-Bowler-----	Runs off each over-----	Ovrs	Md	Runs	Wkts-----	How out-----			
1 SCOTT Ron	MW.1.1.3.1W.2	6	1	8	2	bo2;			
2 GREEN Anthony	M.M.5.2.MW.6	6	3	13	1	ct1;			
3 BRYSON Brett	7.5.1.1W.3.5.17	7	0	39	1	ct1;			
4 CLARIDGE Daniel	8.4W.5.MW.2.1WW.1.M	8	2	21	4	cb1;ct1;bo2;			
5 PANSINI Angelo	2.5.MW.11	4	1	18	1	lb1;			
6 SCHMIAUKE Marc	2.8.0W	2.2	0	10	1	ct1;			
Fielding (caught, stumped, runout, asstd.r/o)-----									
SMITH T: WK(c3,s0,byes 2), PANSINI A: c1, CLARIDGE D: c1,									
WARRADALE 3-118 (24 ov)									
Ord-Min--Batsman-----	Scoring Strokes-----	How Out----	Runs-----	Fow &	N.O.	Batsman-----			
1 82 SMITH Tim	1112141112112114	Caught	25	2- 98	SCHMIAUKE M	1			
2 80 TONKIN Andrew	444666141146221611111	Bowled	63	1- 97	SMITH T	25			
3 5 SCHMIAUKE Marc	1	Caught	1	3- 98	PANSINI A	0			
4 10 PANSINI Angelo	121	Not Out	4						
5 7 TYNSKI Simon	14416	Not Out	16						
HARRIS Glenn		dnb							
SPANTON Troy		dnb							
GREEN Anthony		dnb							
CLARIDGE Daniel		dnb							
BRYSON Brett		dnb							
SCOTT Ron		dnb							
Extras			9						



**Grand Final: WARRADALE v PLYMPTON FOOTBALLERS at AWAY Ground (WON 1st Innings)**

With the club being in such a great position for finals, the C Grade benefitted by having some players from higher grades pushed down for the grand final. As captain it is an incredibly difficult task to pick a balanced side and having extra players available makes this even tougher. We ended up having a great bowling line-up on paper and when it came to the game it proved to be a decisive factor.

Ron and Jacob bowled extremely well to the best opening batting pair in our grade – having hit 1,000 runs between them over the season. It turned out not to be their day, with scores of 4 and 20 posted by them. Their captain had made 475 runs for the season and we snapped him up for 1 with Dan taking a cracking catch at square leg. Thanks to a hard hitting cameo from Briggers, they scrambled to 152 at the end of the day. For us, all bowled well – particularly Angelo, who saved his best bowling of the season for the big game. He took 2/18 off 10 great overs... but more importantly, he snapped up 2 off their gun batsmen for under 5 runs!! Bowler of the day, however, went to Marc Schmiauque, with 5/39. Instead of bowling off-spin as he has done for the past few seasons, I requested (due to the overcast conditions) that he bowl his medium pace seamers and he reaped the rewards with some tight, intelligent bowling.

Having done half the hard work we had to back up the next day and make the 153 runs required to take home the trophy. Nerves got the better of a few early but Marc showed what a quality player he is (especially in a grand final) and we batted around him to turn the arm wrestle our way. Tim, Angelo and Craigieeeee showed great support for Marc as we chipped away at the total – Marc eventually out for a classy 59 to seal his Man of the Match status.

With 5 wickets down and about 30 runs still to get, and some good bowlers warming to the task, things were still very nervous for everyone involved. Everyone, it appears, except Glenn Harris ☺ With a bowling change made and a roll of the dice by Plympton anything could have happened... and it did, with Glenn sending the final 4 balls of the Grand Final sailing over the boundary ropes by a considerable distance!! A great game played by both sides and a fantastic result after losing our D Grade Grand Final to these guys last year. A fitting way to finish the year after being 1-3 at one stage and a long way to go.

Season: 2016/17, GrandFinal		Date: 25MAR/26MAR	Grade: C	Division: 7	Captain: BRYSON Brett
<b>PLYMPTON FOOTBALLERS 9-152 (60 ov)</b>					
Ord-BowLer-----	Runs off each over-----	Ovrs	Md	Runs	Wkts---How out-----
1 MATTHEWS Jacob	5.4.M.M.1.1.2.4.M.2.M.7.2.1.3	15	4	32	0
2 SCOTT Ron	M.M.M.1.1.M.4.7.3.6.4	11	4	26	0
3 PANSINI Angelo	1W.3.1.2.3.3.M.1W.4.M	10	2	18	2 ct1;lb1;
4 SCHMIAUKE Marc	3.1.6.1.5W.1.MW.M.2.M.4W.2WW.2.1.11	15	3	39	5 cb1;ct2;bo1;lb1;
5 CLARIDGE Daniel	2.2.M.1.6.9W	6	1	20	1 ct1;
6 BRYSON Brett	5.2.M	3	1	7	0
Fielding (caught,stumped,runout,asstd.r/o)-----					
SMITH T: WK(c1,s0,byes 3), SCHMIAUKE M: c1, PANSINI A: c1, CRAIGIE G: c1, HARRIS G: r1, CLARIDGE D: c1,					
<b>WARRADALE 6-169 (36 ov)</b>					
Ord-Min--Batsman-----	Scoring Strokes-----	How Out-----	Runs-----	Fow &	N.O.Batsman-----
1 35 SMITH Tim	12441	Bowled	12	2- 46	SCHMIAUKE M 26
2 2 TONKIN Andrew		Bowled	0	1- 1	SMITH T 0
3 123 SCHMIAUKE Marc	244442421412162142411111	Caught	59	5-120	HARRIS G 8
4 11 PANSINI Angelo	4442	Caught	14	3- 60	SCHMIAUKE M 26
5 64 CRAIGIE Grant	111141414	Caught	18	4-109	SCHMIAUKE M 57
6 33 HARRIS Glenn	22466116666	Not Out	46		
7 12 GREEN Anthony	4	Caught	4	6-144	HARRIS G 22
8 4 MATTHEWS Jacob		Not Out	0		
BRYSON Brett		dnb			
SCOTT Ron		dnb			
CLARIDGE Daniel		dnb			
Extras			16		

Braedon & Andrew Tonkin  
with the A & C grade  
premiership trophies.









## D GRADE CAPTAIN'S REPORT

Hello to all, and firstly a massive congratulations to the top three grades and their premiership success.

Although the mighty D Grade didn't play finals this time, it's fair to say we were all swept up with the success of our club. For me personally I have again loved captaining a Warradale side, it's always a challenge and very rewarding.

There's not a lot to say about our season which was a bit hit and miss. 8 wins, 5 losses plus a heat-out, I thought we were unlucky not to have made the 4. Maybe next time.

Some highlights for the season were things like:

- Gazza's batting
- Smithy's bowling
- Joel's maidens
- Winner's bets
- Steve Mason's wit and charm
- Greeny, Dom, Grant and the wisdom that comes with that little trifecta
- Tyson getting a go was pretty special
- I can't leave out Monahan's retirement
- Tonkin's call up to the C Grade!

My thankyou's this year, go to

- all who played and contributed in the D grade
- the committee led by the Pres. Greeny, another outstanding Job
- A special thanks to Tracy, you rock!

My big thankyou goes to Grant Craigie for his efforts with bat, behind the stumps and in general. You have won my captain's trophy - well done mate!

Well done to Gaz winning the batting trophy with 450 at 56.3, not bad!

Greeny got over the line for the bowling trophy with 15 wickets, just in front of Joel, Smithy and Woody.

Again, a massive congratulations to the club as a whole, Josh, Richie and Brett, well done!



See you next time.

Jason Conroy  
**D Grade Captain**

## 2016/17 BATTING STATISTICS IN D GRADE

Player Name	Ga	Batting Inn	NO	Runs	Ave	Innings Hi	Scores 100	50	30	0	Pshps 100	% 50	% 100	Score 6's	Strokes 4's	1's	Fld Ct	W'keeping Ct	St	Bye	Gam
WILSON Gary	13	11	3	450	56.3	105*	1	3	2	-	2	1	24	66	35	35	64	7	-	-	-
CRAIGIE Grant	13	11	-	312	28.4	68	-	2	2	-	1	3	17	53	10	34	79	2	1	-	4
MONAHAN Phil	10	9	-	244	27.1	73	-	2	2	2	2	2	15	43	9	27	60	3	-	-	-
CONLEY Andrew	12	9	-	178	19.8	75	-	1	1	1	-	3	11	39	2	26	44	3	-	-	-
JELBERT Curtis	2	2	-	173	86.5	114	1	1	-	-	1	1	35	60	11	15	37	1	-	-	-
GIBBIE Dom	9	7	1	115	19.2	44	-	-	1	-	-	1	9	34	-	10	56	5	-	-	-
TONKIN Andrew	8	7	1	69	11.5	17	-	-	-	1	-	-	5	52	-	12	19	-	3	-	6
GREEN Anthony	11	7	3	48	12.0	23*	-	-	-	2	-	1	4	34	-	3	20	9	-	-	-
MASON Steve	9	7	1	44	7.3	18	-	-	-	1	-	-	4	39	1	2	12	3	-	-	-
WOODIFIELD Andrew	10	4	-	38	9.5	22	-	-	-	-	-	-	4	49	-	2	18	-	-	-	-
FULLER Paul	6	6	2	32	8.0	20*	-	-	-	1	-	-	3	32	1	1	20	1	5	3	3
CONROY Jason	12	8	1	32	4.6	13	-	-	-	1	-	-	2	22	-	2	20	5	-	-	-
SMITH John	7	3	2	13	13.0	6*	-	-	-	-	-	-	2	30	-	1	9	1	-	-	-
CROUCH Jack	7	5	1	13	3.3	11	-	-	-	2	-	-	1	45	-	2	5	1	-	-	-
CRAIGIE Tyson	5	3	3	10	-	5*	-	-	-	-	-	-	1	45	-	-	6	3	-	-	-
WILKIN Anthony	11	3	-	5	1.7	5	-	-	-	2	-	-	0	56	-	-	5	3	-	-	-
HUCKSTEPP Craig	2	-	-	0	-	-	-	-	-	-	-	-	0	-	-	-	-	-	-	-	-
BENSON Chris	1	-	-	0	-	-	-	-	-	-	-	-	0	-	-	-	-	-	-	-	-
SCOTT Ron	1	-	-	0	-	-	-	-	-	-	-	-	0	-	-	-	-	-	-	-	-
WILLIAMS Scott	1	-	-	0	-	-	-	-	-	-	-	-	0	-	-	-	-	-	-	-	-
BURROWS Mark	1	-	-	0	-	-	-	-	-	-	-	-	0	-	-	-	-	-	-	-	-
SPANTON Troy	1	-	-	0	-	-	-	-	-	-	-	-	0	-	-	-	-	-	1	-	2
FONTAINE Gavin	1	1	-	0	0.0	0	-	-	-	1	-	-	0	-	-	-	-	-	-	-	-
TONKIN Braedon	1	1	-	0	0.0	0	-	-	-	1	-	-	0	-	-	-	-	1	-	-	-
ARMAN Sam	2	1	-	0	0.0	0	-	-	-	1	-	-	0	-	-	-	-	-	-	-	-

## 2016/17 BOWLING STATISTICS IN D GRADE

Player Name	Ga	Bowling Inn	Overs	Mdn	Runs	Wkt	Ave	Innings Best	Fig 5w	% 3w	% 4w	How Ct	Out Bo	Lb	St	Wkt/ InnB	Ball/ Wkt	Run/ Over
GREEN Anthony	11	10	87.5	13	279	15	18.6	4/24	-	2	22	11	4	-	-	1.5	35.1	3.2
WILKIN Anthony	11	10	91	32	167	12	13.9	4/10	-	1	17	5	4	3	-	1.2	45.5	1.8
SMITH John	7	7	49	4	166	11	15.1	4/29	-	2	23	7	2	2	-	1.6	26.7	3.4
WOODIFIELD Andrew	10	8	48.2	6	211	11	19.2	2/15	-	-	18	7	4	-	-	1.4	26.4	4.4
MASON Steve	9	7	41.1	3	153	9	17.0	4/30	-	1	19	8	1	-	-	1.3	27.4	3.7
CONROY Jason	12	11	41	6	192	6	32.0	3/12	-	1	7	5	1	-	-	0.5	41.0	4.7
HUCKSTEPP Craig	2	3	17	3	61	5	12.2	3/30	-	1	22	4	1	-	-	1.7	20.4	3.6
CROUCH Jack	7	4	24	2	140	5	28.0	2/30	-	-	9	3	2	-	-	1.3	28.8	5.8
TONKIN Andrew	8	4	32	7	157	4	39.3	1/5	-	-	7	2	1	1	-	1.0	48.0	4.9
MONAHAN Phil	10	4	17	2	83	3	27.7	2/23	-	-	4	3	-	-	-	0.8	34.0	4.9
ARMAN Sam	2	2	12	-	87	3	29.0	2/56	-	-	20	2	-	-	1	1.5	24.0	7.3
SCOTT Ron	1	1	11	5	37	2	18.5	2/37	-	-	22	-	1	1	-	2.0	33.0	3.4
GIBBIE Dom	9	1	4	-	64	2	32.0	2/64	-	-	3	-	1	-	1	2.0	12.0	16.0
WILSON Gary	13	2	8	-	71	2	35.5	1/17	-	-	2	1	1	-	-	1.0	24.0	8.9
CRAIGIE Tyson	5	2	6	-	29	1	29.0	1/4	-	-	3	-	-	-	1	0.5	36.0	4.8
WILLIAMS Scott	1	1	2	-	9	-	-	-	-	-	-	-	-	-	-	0.0	0.0	4.5
TONKIN Braedon	1	1	11	4	15	-	-	-	-	-	-	-	-	-	-	0.0	0.0	1.4
JELBERT Curtis	2	1	9	1	35	-	-	-	-	-	-	-	-	-	-	0.0	0.0	3.9
CONLEY Andrew	12	2	8	1	72	-	-	-	-	-	-	-	-	-	-	0.0	0.0	9.0

## 2016/17 RUNS FROM EACH BATTING POSITION IN D GRADE

Player Name	Gam	Opener	No. 3	No. 4	No. 5	No. 6	No. 7	No. 8	No. 9	No. 10	No. 11
WILSON Gary	13	66@ 66	199@199	61@ 15	124@ 62	-@ -	-@ -	-@ -	-@ -	-@ -	-@ -
CRAIGIE Grant	13	-@ -	145@ 36	167@ 24	-@ -	-@ -	-@ -	-@ -	-@ -	-@ -	-@ -
MONAHAN Phil	10	244@ 27	-@ -	-@ -	-@ -	-@ -	-@ -	-@ -	-@ -	-@ -	-@ -
CONLEY Andrew	12	178@ 20	-@ -	-@ -	-@ -	-@ -	-@ -	-@ -	-@ -	-@ -	-@ -
JELBERT Curtis	2	-@ -	173@ 87	-@ -	-@ -	-@ -	-@ -	-@ -	-@ -	-@ -	-@ -
GIBBIE Dom	9	47@ 24	55@ 18	-@ -	5@ -	-@ -	8@ 8	-@ -	-@ -	-@ -	-@ -
TONKIN Andrew	8	-@ -	-@ -	-@ -	1@ 1	55@ 14	13@ 13	-@ -	-@ -	-@ -	-@ -

## 2016/17 MOST MINUTES PER INNINGS IN D GRADE (MIN. 3 INNINGS)

Rank	Player Name	Gam	All Inn	Timed Inn	Total Minutes	Minutes per Inn	Runs per Minute
1	GIBBIE Dom	9	7	7	483	69.00	0.238
2	WILSON Gary	13	11	11	589	53.55	0.764
3	MONAHAN Phil	10	9	9	470	52.22	0.519
4	CONLEY Andrew	12	9	9	455	50.56	0.391
5	CRAIGIE Grant	13	11	11	471	42.82	0.662
6	WOODIFIELD Andrew	10	4	4	111	27.75	0.342
7	MASON Steve	9	7	7	180	25.71	0.244

## 2016/17 MOST PARTNERSHIP RUNS IN D GRADE

Rank	Player Name	Gam	Total Pshp Runs	Pshp Runs per Inn	Best Pshp	Pshps of 100	50	30	Player Runs	% of P'ship
1	WILSON Gary	13	684	62.2	145	2	1	4	450	65.8
2	CRAIGIE Grant	13	587	53.4	106	1	3	4	312	53.2
3	MONAHAN Phil	10	565	62.8	184	2	2	2	244	43.2
4	CONLEY Andrew	12	462	51.3	72	-	3	4	178	38.5
5	GIBBIE Dom	9	342	48.9	69	-	1	1	115	33.6
6	JELBERT Curtis	2	287	143.5	184	1	1	1	173	60.3
7	CONROY Jason	12	143	17.9	41	-	-	1	32	22.4
8	GREEN Anthony	11	142	20.3	64	-	1	1	48	33.8

## 2016/17 BEST PARTNERSHIPS IN D GRADE

Rank	Wkt	Runs	Player Names	GrDv	Opposition	Rnd	Year
1	2nd	184	MONAHAN Phil 73 & JELBERT Curtis 114	D 8	COVE	3	2016/17
2	1st	145	WILSON Gary 66 & MONAHAN Phil 58	D 8	COROMANDEL RAM	6	2016/17
3	3rd	106	CRAIGIE Grant 44 & WILSON Gary 105*	D 8	SHEIDOW PARK	11	2016/17

COVE 9A-148 (36 ov)

**Round 4: WARRADALE v MORPHETTVILLE PARK at Brighton High (LOST 1st Innings)**

Season: 2016/17, Round 4 Date: 05NOV/12NOV Grade: D Division: 8 Captain: CONROY Jason

**MORPHETTVILLE PARK 7-288 (60 ov)**

Ord-Bowler	Runs off each over	Ovrs	Md	Runs	Wkts	How out
1 TONKIN Andrew	M.4.4.1.M.5.7.1.8.9.12.7.13.22W.4	15	2	97	1	ct1;
2 MASON Steve	2.1W.5	2.3	0	8	1	cb1;
3 GREEN Anthony	1.4.1.11.6.5.M.1.1.6.MW.10.5.4.1	14.3	2	56	1	ct1;
4 CROUCH Jack	5.2W.1.5.2.M.3.3W.11.5.17	11	1	54	2	ct1;bo1;
5 JELBERT Curtis	M.1.2.6.6.8.3.6.3	9	1	35	0	
6 CONROY Jason	1W.4W.M.3	4	1	8	2	cb1;ct1;
7 CRAIGIE Tyson	12.2.3.8	4	0	25	0	

Fielding (caught, stumped, runout, asstd.r/o)

CRAIGIE G: WK(c0,s0,byes 3), GIBBIE D: c1, JELBERT C: c1, WILSON G: c1, CONROY J: c1, MASON S: c1, CRAIGIE T: c1,

Fielding Votes: 1st- TONKIN Luke 2nd- CROUCH Jack 3rd-

**WARRADALE 10-163 (50.1 ov)**

Ord-Min	Batsman	Scoring Strokes	How Out	Runs	Fow &	N.O. Batsman
1 123	GIBBIE Dom	111114211111111411	Caught	25	4-115	WILSON G 13
2 54	CONLEY Andrew	1121111	LBW	8	1- 24	GIBBIE D 13
3 46	JELBERT Curtis	121111122166616161166	Caught	59	2- 93	GIBBIE D 17
4 3	CRAIGIE Grant	1	Caught	1	3- 94	GIBBIE D 17
5 43	WILSON Gary	114142644162	Bowled	36	6-147	TONKIN A 3
6 12	CONROY Jason	111	Caught	3	5-126	WILSON G 19
7 20	TONKIN Andrew	1114114	Bowled	13	8-158	MASON S 1
8 3	GREEN Anthony		Bowled	0	7-152	TONKIN A 8
9 5	MASON Steve	1	Bowled	1	9-158	CRAIGIE T 0
10 10	CRAIGIE Tyson	12	Not Out	3		
11 8	CROUCH Jack	11	Bowled	2	10-163	CRAIGIE T 3
12	TONKIN Luke		sub-fielder			
	Extras			12		

**Round 5: WARRADALE v NORTH HAVEN at AWAY Ground (LOST 1st Innings)**

Season: 2016/17, Round 5 Date: 19NOV/26NOV Grade: D Division: 8 Captain: CONROY Jason

**WARRADALE 10-88 (40.3 ov)**

Ord-Min	Batsman	Scoring Strokes	How Out	Runs	Fow &	N.O. Batsman
1 1	CONLEY Andrew		Bowled	0	1- 0	MONAHAN P 0
2 5	MONAHAN Phil		Caught	0	2- 1	GIBBIE D 0
3 145	GIBBIE Dom	1411111114141421141144	Caught	44	9- 87	SMITH J 1
4 6	CRAIGIE Grant	1	Caught	1	3- 7	GIBBIE D 5
5 15	WILSON Gary	12112	Caught	7	4- 18	GIBBIE D 7
6 49	TONKIN Andrew	414	Bowled	9	5- 40	GIBBIE D 12
7 7	CONROY Jason	11	Bowled	2	6- 46	GIBBIE D 16
8 16	GREEN Anthony	112	Caught	4	7- 56	GIBBIE D 22
9 28	WOODIFIELD Andrew	1411	Caught	7	8- 76	GIBBIE D 35
10 13	SMITH John	1	Not Out	1		
11 2	CROUCH Jack		Caught	0	10- 88	SMITH J 1
	Extras			13		

**NORTH HAVEN 10-128 (34.2 ov)**

Ord-Bowler	Runs off each over	Ovrs	Md	Runs	Wkts	How out
1 GREEN Anthony	2.1.2.2.M.3.2.2.8.3.8.MW.8.1W.0W	14.2	2	42	4	ct2;bo2;
2 SMITH John	M.1.1.2.1W.M.M.8.6.2.8.9.8W.4W.4W	15	3	54	4	ct3;bo1;
3 WOODIFIELD Andrew	11.9.1W	3	0	21	1	bo1;
4 CONROY Jason	3.7	2	0	10	0	

Fielding (caught, stumped, runout, asstd.r/o)

TONKIN A: WK(c2,s0,byes 1), CONLEY A: c1, WILSON G: c1, CONROY J: ar1, GREEN A: c1, WOODIFIELD A: ar1,

Fielding Votes: 1st- WOODIFIELD Andrew 2nd- CRAIGIE Grant 3rd-

**Round 6: WARRADALE v COROMANDEL RAMBLERS at AWAY Ground (WON 1st Innings)**

Season: 2016/17, Round 6 Date: 03DEC/10DEC Grade: D Division: 8 Captain: CONROY Jason

**COROMANDEL RAMBLERS 8-186 (60 ov)**

Ord-Bowler	Runs off each over	Ovrs	Md	Runs	Wkts	How out
1 GREEN Anthony	3.MW.1.MW.1.5.5.4.1.2.4.M.1.7.5	15	3	39	2	ct2;
2 WILKIN Anthony	6.M.M.2.M.M.2.2.1.M.M.MW.8.M.M	15	9	21	1	bo1;
3 ARMAN Sam	3.9.7W.5.8.3.13.3.5W	9	0	56	2	ct2;
4 WOODIFIELD Andrew	6W.1.8.4.4.1.6.M.2.MW.1.1.M.2	14	3	36	2	ct1;bo1;
5 CONROY Jason	1.10.1.1.5.7W.7	7	0	32	1	bo1;

Fielding (caught, stumped, runout, asstd.r/o)

TONKIN A: WK(c0,s0,byes 1), WILSON G: c2, GIBBIE D: c1, FULLER P: c1, GREEN A: c1,

Fielding Votes: 1st- MONAHAN Phil 2nd- WILSON Gary 3rd-

**WARRADALE 4-201 (43.2 ov)**

Ord-Min	Batsman	Scoring Strokes	How Out	Runs	Fow &	N.O. Batsman
1 106	MONAHAN Phil	21411444161111114112111114411	Caught	58	2-145	GIBBIE D 0
2 103	WILSON Gary	1164164111114116114644141	Caught	66	1-145	MONAHAN P 58
3 53	GIBBIE Dom	211212	LBW	9	4-182	FULLER P 4
4 26	CRAIGIE Grant	414141	Caught	15	3-167	GIBBIE D 4
5 42	FULLER Paul	11111	Not Out	5		
6 18	TONKIN Andrew	211144	Not Out	13		
	CONROY Jason		dnb			
	GREEN Anthony		dnb			
	WOODIFIELD Andrew		dnb			
	WILKIN Anthony		dnb			
	ARMAN Sam		dnb			
	Extras			35		



Season: 2016/17, Round 7	Date: 17DEC	Grade: D	Division: 8	Captain: CONROY Jason
<b>WARRADALE 5-202 (40 ov)</b>				
<i>Ord-Min--Batsman-----Scoring Strokes-----How Out-----Runs-----Fov &amp; N.O.Batsman-----</i>				
1 96 CONLEY Andrew	424414141112244421	Bowled	46	2-110 WILSON G 15
2 57 MONAHAN Phil	141414461416111421	Caught	47	1- 72 CONLEY A 24
3 98 WILSON Gary	216624616211216641164111	Not Out	72	
4 33 CRAIGIE Grant	2241121441114	Bowled	27	3-164 WILSON G 38
5 5 TONKIN Andrew	1	Caught	1	4-165 WILSON G 38
6 2 MASON Steve		Caught	0	5-167 WILSON G 40
7 16 GREEN Anthony	21	Not Out	3	
GIBBIE Dom		dnb		
CONROY Jason		dnb		
WOODIFIELD Andrew		dnb		
WILKIN Anthony		dnb		
12 CRAIGIE Tyson		sub-fielder		
Extras			6	
<b>COROMANDEL 6-179 (40 ov)</b>				
<i>Ord-BowLer-----Runs off each over-----Ovrs Md Runs Wkts-----How out-----</i>				
1 WILKIN Anthony	3.6.8.M.2W.2.3.1	8	1 25 1	ct1;
2 GREEN Anthony	4.M.4W.5.M.MW.6.1	8	3 20 2	ct2;
3 CONROY Jason	13.4.8.6	4	0 31 0	
4 MONAHAN Phil	7W.5.8.7.2	5	0 29 1	cb1;
5 MASON Steve	4.M.2.1W.14.3.3.4	8	1 31 1	ct1;
6 WOODIFIELD Andrew	8.7.MW.4.6.10.4	7	1 39 1	bo1;
<i>Fielding (caught,stumped,runout,asstd.r/o)-----</i>				
TONKIN A: WK(c1,s0,byes 4), MONAHAN P: c1, CONROY J: c3,				
Fielding Votes: 1st- CONROY Jason 2nd- CRAIGIE Tyson 3rd-				

Match abandoned due to heat rule.

Season: 2016/17, Round 8		Date: 07JAN	Grade: D	Division: 8	Captain: GREEN Anthony
<b>WARRADALE Team for this Match</b>					
MONAHAN Phil	CRAIGIE Grant	MASON Steve	CRAIGIE Tyson		
CONLEY Andrew	BENSON Chris	GREEN Anthony	WILKIN Anthony		
WILSON Gary	TONKIN Andrew	WOODFIELD Andrew			

Season: 2016/17, Round 9	Date: 14JAN	Grade: D	Division: 8	Captain: CONROY Jason		
<b>WARRADALE 10-85 (40 ov)</b>						
<i>Ord-Min--Batsman-----</i>	<i>Scoring Strokes-----</i>	<i>How Out---</i>	<i>Runs----</i>	<i>Fow &amp; N.O.Batsman-----</i>		
1 34 CONLEY Andrew	411211	Bowled	10	1- 16 MONAHAN P 2		
2 44 MONAHAN Phil	1112	Caught	5	2- 22 CRAIGIE G 2		
3 16 CRAIGIE Grant	112	Caught	4	3- 24 WILSON G 0		
4 9 WILSON Gary	6	Caught	6	4- 30 MASON S 0		
5 33 MASON Steve	22	Caught	4	7- 41 CONROY J 2		
6 9 FULLER Paul	121	Bowled	4	5- 35 MASON S 0		
7 1 GREEN Anthony		Bowled	0	6- 35 MASON S 0		
8 46 CONROY Jason	221111	Run Out	8	8- 70 WOODIFIELD A 18		
9 49 WOODIFIELD Andrew	11111222112121111	Bowled	22	9- 76 SMITH J 2		
10 34 SMITH John	111111	Not Out	6			
11 12 WILKIN Anthony	11111	Caught	5	10- 85 SMITH J 6		
Extras			11			
<b>MORPHETTVILLE PARK 2-89 (28.2 ov)</b>						
<i>Ord-BowLer-----</i>	<i>Runs off each over-----</i>	<i>Ovrs</i>	<i>Md</i>	<i>Runs</i>	<i>Wkts----</i>	<i>How out-----</i>
1 MASON Steve	2W.4.M.1	3.5	1	7	1	ct1;
2 SMITH John	2.3.5.2.4.4		6	0	20	0
3 WILKIN Anthony	0.M.5.M.M.M.8.1	7.1	4	14	0	0
4 GREEN Anthony	1.9.6.2.M.M.7.1		8	2	26	0
5 CONROY Jason	4		1	0	4	0
6 WOODIFIELD Andrew	2W.12.4	2.2	0	18	1	ct1;
<i>Fielding (caught, stumped, runout, asstd.r/o)-----</i>						
FULLER P: WK(c0,s0,byes 0), GREEN A: c2, Fielding Votes: 1st- WOODIFIELD Andrew 2nd- GREEN Anthony						

Season: 2016/17, Round 10			Date: 21JAN		Grade: D		Division: 8		Captain: CONROY Jason	
WARRADALE 10-115 (36.4 ov)										
Ord	Min	Batsman	Scoring	Strokes	How Out	Runs	Fow	&	N.O.	Batsman
1	65	CONLEY Andrew	114111114		Bowled	14	2-	52	WILSON G	12
2	53	MONAHAN Phil	1142411		Caught	14	1-	34	CONLEY A	9
3	49	WILSON Gary	664411		Caught	22	5-	82	GREEN A	6
4	14	FULLER Paul			Bowled	0	3-	52	WILSON G	12
5	14	CONROY Jason	1144111		Caught	13	4-	75	WILSON G	21
6	10	GREEN Anthony	141		Caught	6	6-	82	WOODIFIELD A	0
7	24	WOODIFIELD Andrew	4111		Bowled	7	8-	100	CRAIGIE T	2
8	15	SMITH John	114		Bowled	6	7-	98	WOODIFIELD A	7
9	20	CRAIGIE Tyson	1112		Not Out	5				
10	12	CROUCH Jack	11441		Bowled	11	9-	115	CRAIGIE T	5
11	1	WILKIN Anthony			LBW	0	10-	115	CRAIGIE T	5
		Extras				17				
COVE 7-118 (25 ov)										
Ord	Bowler	Runs off each over	Ovrs	Md	Runs	Wkts	How out			
1	GREEN Anthony	2.1.17.1W.5	5	0	26	1	ct1;			
2	WILKIN Anthony	1W.3.4.4.M.5.9.1	8	1	27	1	lb1;			
3	WOODIFIELD Andrew	4.6.13W.7.4W	5	0	34	2	ct2;			
4	SMITH John	2.4	2	0	6	0				
5	MONAHAN Phil	10.8W.5W	3	0	23	2	ct2;			
6	CONROY Jason	2.M	2	1	2	0				
Fielding (caught, stumped, runout, asstd.r/o)										
FULLER P: WK(c0,s0,byes 0), CONLEY A: c1, MONAHAN P: c2, CRAIGIE T: c2, CROUCH J: ar1, WILKIN A: ar1,										
Fielding Votes: 1st- CRAIGIE Tyson 2nd- MONAHAN Phil 3rd-										

**Round 11: WARRADALE v SHEIDOW PARK at Brighton High (WON 1st Innings)**

Season: 2016/17, Round 11 Date: 28JAN/04FEB Grade: D Division: 8 Captain: GREEN Anthony

**SHEIDOW PARK 10-127 (37.5 ov)**

Ord-Bowler	Runs off each over	Ovrs	Md	Runs	Wkts	How out
1 WILKIN Anthony	2W.1.1.1.2.1.0W	6.5	0	8	2	ct1;lb1;
2 HUCKSTEPP Craig	1.1.5W.2.14.6W.M	7	1	29	2	ct2;
3 GREEN Anthony	5.1.6.2.4.6	6	0	24	0	
4 SMITH John	6W.1W.2W.1.4.1.1.3W.1.9	10	0	29	4	cb1;ct1;lb2;
5 MONAHAN Phil	5.3.M	3	1	8	0	
6 WOODIFIELD Andrew	4.7.4.6.1W	5	0	22	1	ct1;

Fielding (caught, stumped, runout, asstd. r/o)  
 SPANTON T: WK(c1,s0,byes 1), WILSON G: c2, GREEN A: c2, SMITH J: c1, WOODIFIELD A: r1,  
 Fielding Votes: 1st- WILSON Gary 2nd- WOODIFIELD Andrew 3rd-

**WARRADALE 3d-164 (33 ov)**

Ord-Min	Batsman	Scoring Strokes	How Out	Runs	Fow	&	N.O. Batsman
1 28	CONLEY Andrew	2	Caught	2	2-	33	WILSON G 29
2 4	MONAHAN Phil		Bowled	0	1-	0	CONLEY A 0
3 115	WILSON Gary	21466641444146126441264211141624	Not Out	105			
4 60	CRAIGIE Grant	11224211111441444141	Bowled	44	3-	139	WILSON G 86
5 31	GIBBIE Dom	11111	Not Out	5			
	SPANTON Troy		dnb				
	GREEN Anthony		dnb				
	SMITH John		dnb				
	WOODIFIELD Andrew		dnb				
	WILKIN Anthony		dnb				
	HUCKSTEPP Craig		dnb				
	Extras			8			

**SHEIDOW PARK 4-86 (26 ov)**

Ord-Bowler	Runs off each over	Ovrs	Md	Runs	Wkts	How out
1 WILKIN Anthony	2.4.1W.M.1.4.2.3W.4	9	1	21	2	cb1;lb1;
2 HUCKSTEPP Craig	M.1.M.1	4	2	2	0	
3 GREEN Anthony	1.1W.6	3	0	8	1	bol1;
4 SMITH John	1.10.10.9W	4	0	30	1	bol1;
5 MONAHAN Phil	5.9.M.2.1.6	6	1	23	0	

Fielding (caught, stumped, runout, asstd. r/o)  
 SPANTON T: WK(c0,s0,byes 1), WILKIN A: c1,

**Round 12: WARRADALE v PLYMPTON FOOTBALLERS at Brighton High (WON by Forfeit)**

Season: 2016/17, Round 12 Date: 11FEB/18FEB Grade: D Division: 8 Captain: CONROY Jason

**WARRADALE Team for this Match**

CONLEY Andrew	CONROY Jason	SMITH John
GIBBIE Dom	GREEN Anthony	MASON Steve
WILSON Gary	BURROWS Mark	WILKIN Anthony
CRAIGIE Grant	WOODIFIELD Andrew	

**Round 13: WARRADALE v COROMANDEL at AWAY Ground (WON 1st Innings)**

Season: 2016/17, Round 13 Date: 25FEB/04MAR Grade: D Division: 8 Captain: CONROY Jason

**COROMANDEL 7-115 (60 ov)**

Ord-Bowler	Runs off each over	Ovrs	Md	Runs	Wkts	How out
1 TONKIN Braedon	1.M.1.M.M.1.M.3.3.1.5	11	4	15	0	
2 SMITH John	1.1.2.6	4	0	10	0	
3 WILKIN Anthony	6.1.M.1.4.M.2.MW.M.1.1.2.M.M.4	15	6	22	1	ct1;
4 GREEN Anthony	3.1.3.3.2.2	6	0	14	0	
5 CONROY Jason	2WW.M.MW.M.3.4.M.3	8	4	12	3	ct3;
6 WOODIFIELD Andrew	2W.M.5.1W.2.M.5	7	2	15	2	ct1;bol1;
7 CROUCH Jack	4.5.5.MW.1	5	1	15	1	bol1;
8 MASON Steve	1.6.1.1	4	0	9	0	

Fielding (caught, stumped, runout, asstd. r/o)  
 CRAIGIE G: WK(c0,s0,byes 0), GIBBIE D: c1, WILSON G: c1, TONKIN B: c1, GREEN A: c2,  
 Fielding Votes: 1st- GREEN Anthony 2nd- WOODIFIELD Andrew 3rd-

**WARRADALE 5-117 (51 ov)**


Ord-Min	Batsman	Scoring Strokes	How Out	Runs	Fow	&	N.O. Batsman
1 93	GIBBIE Dom	11121121111111231	Run Out	22	1-	40	MASON S 16
2 103	MASON Steve	111212211222	Caught	18	2-	43	CRAIGIE G 1
3 87	CRAIGIE Grant	14111211121121441216411	Caught	44	5-	107	GREEN A 5
4 53	WILSON Gary	11211111	Bowled	9	3-	70	CRAIGIE G 19
5 1	TONKIN Braedon		Bowled	0	4-	70	CRAIGIE G 19
6 29	GREEN Anthony	11211411	Not Out	12			
7 8	CONROY Jason	111	Not Out	3			
	WOODIFIELD Andrew		dnb				
	CROUCH Jack		dnb				
	SMITH John		dnb				
	WILKIN Anthony		dnb				
	Extras			9			

**Round 14: WARRADALE v COROMANDEL RAMBLERS at Brighton High (WON 1st Innings)**

Season: 2016/17, Round 14		Date: 11MAR	Grade: D	Division: 8	Captain: CONROY Jason
<b>COROMANDEL RAMBLERS 8-97 (40 ov)</b>					
Ord-Bowler-----	Runs off each over-----	Ovrs	Md	Runs	Wkts---How out-----
1 SMITH John	2.3.2.3.3W.M.2.2W	8	1	17	2 ct2;
2 WILKIN Anthony	1.1.M.M.1.1.1.M	8	3	5	0
3 GREEN Anthony	M.2W.1.6.1.3WWW.5.6	8	1	24	4 cb1;ct2;bo1;
4 MASON Steve	2.3.1.1.1.4.M	7	1	12	0
5 CONROY Jason	1.1.5.5	4	0	12	0
6 WOODFIELD Andrew	6.4.7.5W.4	5	0	26	1 ct1;
Fielding (caught, stumped, runout, asstd.r/o)-----					
CRAIGIE G: WK(c1,s0,byes 1), MASON S: c1,ar1, GIBBIE D: c1, CONROY J: ar1, GREEN A: c1, WILKIN A: c2,					
Fielding Votes: 1st- CROUCH Jack 2nd- CONROY Jason 3rd-					
<b>WARRADALE 6-99 (32.3 ov)</b>					
Ord-Min--Batsman-----	Scoring Strokes-----	How Out	Runs	Fow &	N.O. Batsman-----
1 31 CONLEY Andrew	1111	Caught	4	3- 9	CRAIGIE G 0
2 13 MASON Steve	2	Bowled	2	1- 4	CONLEY A 2
3 15 GIBBIE Dom	11	Caught	2	2- 9	CONLEY A 4
4 86 CRAIGIE Grant	41216114114131611111224121141	Caught	60	5- 90	GREEN A 17
5 20 CONROY Jason	1	Caught	1	4- 26	CRAIGIE G 16
6 75 GREEN Anthony	211112112211124	Not Out	23		
7 10 WOODFIELD Andrew	2	Caught	2	6- 95	GREEN A 19
8 2 CROUCH Jack		Not Out	0		
SMITH John		dnb			
WILKIN Anthony		dnb			
CRAIGIE Tyson		dnb			
Extras			5		



^ Jetty Bar on Monday 27-Mar



^ Ben Arman on TV in India



## JUNIOR CRICKET REPORT

As part of an exciting new phase that the Warradale Cricket Club undertook for the 2016/17 cricket season, a Junior cricket pathway was introduced to ensure the continued success of the club.

The Warradale Cricket Club has been extremely successful with its on-field performances right throughout its history. This has been, in part, due to the outstanding Management that the club has been able to offer its Players, Members and Supporters during this time. This has led to stability and longevity.

However, history will show that unless there is a significant Junior Program in place within Sporting Clubs it is more likely that the Club will not survive. Previously it was felt that a Club needed to have clubroom facilities to deliver a successful Junior program. This is not necessarily the case now as Junior Players (and Parents) are just looking for the opportunity to play cricket away from their school environment.

The key components that Players & Parents are now looking for in a Club are a strong Junior Committee to manage their needs and requirements, along with good playing facilities and accredited Coaches.

Therefore, the strategy for Junior Cricket in season 2016/17 for the WCC was as follows:

- Establish an in2CRICKET Centre (5 – 7 years)
- T20 Blast Competition staged by the SCJCA (7 – 9 years)
- U12 team to play in the SCJCA (8 – 11 years)

I am pleased to say that the Club was able to deliver on 2 of the key areas. The hope is that an U12 team from the Warradale Cricket Club will be nominated to play in the South Central Junior Cricket Association (SCJCA) next season.

The WCC in2CRICKET program was staged on a Saturday morning at Marymount College. The program offered players the opportunity to participate in a 12 week program spread over Terms 4 and 1. This is unique in that normally in2CRICKET is only offered for 8 weeks and generally just for Term 4. There were 12 registered participants and it is expected that most of this group will form the nucleus of the T20 Blast U10 team next season.

Similarly, it is hoped that a large percentage of the T20 Blast team will move up to U12's. This will be the toughest age group to establish a team, however there are proposed changes to game formats by the SCJCA which include a decrease in the number of players per team.

The U10 T20 Blast program was staged at Marion Oval on Monday nights. Like in2CRICKET this program is offered over 2 terms and runs for 8 weeks. Many thanks go to Jason Conroy for his efforts to Coach/Manage the WCC team this season.

Although there is no significant emphasis on team or individual results the games are still scored. For the record the WCC U10 team won 10 games and finished in 1st position.

In summary, there are obvious benefits for the WCC to introduce juniors into their overall program. However, there are also indirect benefits as well.

- Additional new Members offer different skills and improved networks
- Opportunities for LGA Grants
- Community Perception – Appearance of strong Club

The Junior focus is now well and truly on 2017/18 and the continued development of Junior Cricket at the Warradale Cricket Club.

**Bill Burnett**  
**Junior Coordinator**

## 2016/17 COMBINED BATTING STATISTICS

		Batting				Innings Scores					Pshps		%	%	Score			Strokes	Fld	W'Keeping			
Player Name	Ga	Inn	NO	Runs	Ave	Hi	100	50	30	0	100	50	Tm	Cr	6's	4's	1's	Ct	Ct	St	Bye	Gam	
BALYM Anton	16	15	4	584	53.1	104*	1	3	4	-	3	7	19	41	-	74	156	-	12	10	40	15	
PANSINI Angelo	16	15	2	541	41.6	126	3	-	3	1	-	4	23	64	26	57	97	4	-	-	-	-	
TEMBY Paul	16	12	-	540	45.0	138	2	2	2	-	-	8	18	65	26	67	73	2	3	1	43	3	
WILSON Gary	15	13	4	501	55.7	105*	1	3	3	-	2	1	24	62	37	39	73	7	-	-	-	-	
FERGUSON Haimish	16	15	1	464	33.1	140*	1	1	4	-	2	4	15	57	2	69	93	6	2	1	4	2	
BODEN Nick	13	12	1	430	39.1	87	-	3	3	1	-	4	17	52	8	56	76	6	-	-	-	-	
HARRIS Glenn	16	13	2	430	39.1	172	1	-	4	-	1	1	19	69	19	54	53	7	2	-	1	2	
SCHMIAUKE Marc	12	10	2	386	48.3	112	1	3	1	-	1	2	17	52	2	50	89	6	-	-	-	-	
CRAIGIE Grant	15	13	1	337	28.1	68	-	2	2	-	1	3	16	51	10	38	86	3	1	-	4	3	
MARSHALL Ashley	13	11	3	260	32.5	58	-	1	2	1	1	2	11	46	9	25	62	4	-	-	2	1	
MONAHAN Phil	11	10	-	245	24.5	73	-	2	2	2	2	2	15	43	9	27	61	3	-	-	-	-	
DENIET Josh	16	11	2	237	26.3	46	-	-	4	3	-	3	8	40	5	25	52	5	-	-	-	-	
FERGUSON Lachlan	16	12	1	236	21.5	50	-	1	3	1	-	3	8	61	6	26	39	4	-	-	-	-	
BROOKER Christian	11	9	1	220	27.5	49	-	-	3	-	-	2	11	52	1	19	68	3	-	-	-	-	
HUGHES Peter	16	15	1	217	15.5	58	-	1	1	1	-	4	8	43	-	31	52	6	-	-	-	-	
DEY Richard	15	14	4	212	21.2	72*	-	1	1	-	-	3	8	34	5	28	52	5	-	-	-	-	
PALMER Dave	15	14	-	208	14.9	50	-	1	1	1	-	3	8	38	1	28	38	9	-	-	-	-	
MONAGHAN Scott	16	12	-	203	16.9	45	-	-	3	1	-	3	6	33	-	22	64	3	-	-	-	-	
TONKIN Andrew	16	14	1	197	15.2	63	-	2	-	4	-	2	8	56	7	22	53	1	3	-	6	3	
BRUSNAHAN Dale	15	14	8	183	30.5	31*	-	-	3	1	-	-	7	44	1	19	56	7	-	-	-	-	
CONLEY Andrew	12	9	-	178	19.8	75	-	1	1	1	-	3	11	39	2	26	44	3	-	-	-	-	
JELBERT Curtis	2	2	-	173	86.5	114	1	1	-	-	1	1	35	60	11	15	37	1	-	-	-	-	
GIBBIE Dom	10	8	1	163	23.3	48	-	-	2	-	1	1	11	33	1	14	72	5	-	-	-	-	
BELSAK Andrew	2	2	-	158	79.0	134	1	-	-	-	-	1	2	33	55	2	22	34	-	-	-	-	
BARRITT Henry	10	9	1	153	19.1	58	-	1	-	1	-	3	8	42	2	15	45	1	-	-	-	-	
SCHULTZ Kristian	10	8	1	141	20.1	55*	-	1	1	2	-	1	7	42	1	17	39	1	3	-	26	2	
CORNELISSEN Jack	13	9	2	134	19.1	79*	-	1	-	2	-	1	5	57	1	22	26	9	-	-	-	-	
SMITH Tim	15	13	2	131	11.9	25	-	-	-	-	-	2	6	28	1	11	49	6	5	3	14	6	
HANSBERRY Bill	11	8	-	112	14.0	32	-	-	1	-	-	-	6	42	2	10	35	1	-	-	-	-	
WILLIAMS Rowan	16	10	5	104	20.8	36	-	-	1	1	-	1	4	58	3	13	12	1	-	-	-	-	
MARKS Greg	16	12	1	102	9.3	16	-	-	-	-	-	-	4	36	-	6	39	-	11	6	53	15	
TYNSKI Simon	11	7	2	89	17.8	29	-	-	-	2	-	2	6	36	1	11	27	3	-	-	-	-	
JURIC Ivan	5	3	-	86	28.7	46	-	-	2	-	-	1	11	58	3	9	16	-	-	-	-	-	
MATTHEWS Jacob	13	8	5	83	27.7	22*	-	-	-	1	-	1	3	39	3	9	9	4	-	-	-	-	
FROST Justin	14	9	3	80	13.3	27*	-	-	-	-	-	-	3	41	1	8	15	3	-	-	-	-	
SCOTT Ron	15	8	3	66	13.2	25*	-	-	-	1	-	3	3	50	-	7	13	3	-	-	-	-	
BURROWS Mark	11	8	-	63	7.9	12	-	-	-	1	-	1	4	24	-	4	23	7	-	-	-	-	
CLARIDGE Daniel	15	7	1	58	9.7	15	-	-	-	-	-	2	3	28	-	2	25	7	-	-	-	-	
GREEN Anthony	14	9	3	57	9.5	23*	-	-	-	2	-	1	3	29	-	5	21	9	-	-	-	-	
SPANTON Troy	14	10	-	57	5.7	26	-	-	-	4	-	1	2	25	-	4	23	5	1	-	9	4	
TONKIN Braedon	14	6	2	54	13.5	38*	-	-	1	2	-	-	2	48	1	7	9	7	-	-	-	-	
BATES Simon	11	7	3	51	12.8	25	-	-	-	1	-	-	3	30	-	2	20	5	-	-	-	-	
BENSON Chris	6	5	-	50	10.0	27	-	-	-	-	-	-	7	48	1	4	14	4	-	-	-	-	
MASON Steve	10	7	1	44	7.3	18	-	-	-	1	-	-	3	39	1	2	12	3	-	-	-	-	
WOODFIELD Andrew	14	7	-	44	6.3	22	-	-	-	-	-	-	3	44	-	2	24	2	-	-	-	-	
CLYDESDALE Matt	6	2	-	41	20.5	25	-	-	-	-	-	-	6	53	-	4	15	1	-	-	-	-	
FULLER Paul	7	6	2	32	8.0	20*	-	-	-	1	-	-	3	32	1	1	20	1	7	4	9	6	
CONROY Jason	12	8	1	32	4.6	13	-	-	-	1	-	-	2	22	-	2	20	5	-	-	-	-	
MAHONEY David	10	7	1	31	5.2	8	-	-	-	1	-	-	2	41	-	1	16	8	-	-	-	-	
MARTIN Anthony	9	8	1	29	4.1	21	-	-	-	2	-	1	2	17	-	1	17	1	-	-	-	-	
ISLAM Robiul	4	2	-	21	10.5	20	-	-	-	-	-	-	2	43	-	2	5	2	-	-	-	-	
JEYNES Steve	2	1	1	20	-	20*	-	-	-	-	-	-	5	65	-	2	10	1	-	-	-	-	
SIMPSON Ryan	4	3	-	20	6.7	11	-	-	-	-	-	-	5	54	1	2	2	-	-	-	-	-	
CANDLETT Shane	2	2	1	19	19.0	19	-	-	-	-	-	-	4	59	-	1	5	2	-	-	-	-	
BRYSON Brett	15	5	-	18	3.6	11	-	-	-	1	-	1	1	23	-	-	12	2	-	-	-	-	
ARMAN Ben	4	2	2	16	-	11*	-	-	-	-	-	2	2	32	-	1	8	1	-	-	-	-	
HUCKSTEPP Craig	5	2	-	14	7.0	14	-	-	-	1	-	-	1	54	-	2	6	1	-	-	-	-	
SMITH John	7	3	2	13	13.0	6*	-	-	-	-	-	-	2	30	-	1	9	1	-	-	-	-	
CROUCH Jack	7	5	1	13	3.3	11	-	-	-	2	-	-	1	45	-	2	5	1	-	-	-	-	
CRAIGIE Tyson	5	3	3	10	-	5*	-	-	-	-	-	-	1	15	-	-	6	3	-	-	-	-	
WILKIN Anthony	11	3	-	5	1.7	5	-	-	-	2	-	-	0	56	-	-	5	3	-	-	-	-	
PALMER Edward	1	1	-	1	1.0	1	-	-	-	-	-	-	1	17	-	-	1	-	-	-	-	-	
WILLIAMS Scott	1	-	-	0	-	-	-	-	-	-	-	-	0	-	-	-	-	-	-	-	-	-	
FONTAINE Gavin	1	1	-	0	0.0	0	-	-	-	1	-	-	0	-	-	-	-	-	-	-	-	-	
ARMAN Sam	6	2	1	0	0.0	0*	-	-	-	1	-	-	0	-	-	-	-	1	-	-	-	-	

## 2016/17 BEST BATTING/BOWLING ALLROUNDERS

Rank	Player Name	Gam	Batting Runs Ave	Bowling Wkts Ave	COTY Points	ALLrnd Matches 50&5 40&4 30&3
250 RUNS & 25 WICKETS						
1	MARSHALL Ashley	13	260 32.5	33 13.9	722	- - 1
200 RUNS & 20 WICKETS						
2	DENIET Josh	16	237 26.3	48 6.5	909	- 3 1
150 RUNS & 15 WICKETS						
3	PANSINI Angelo	16	541 41.6	17 20.1	779	- - -
4	FERGUSON Lachlan	16	236 21.5	15 9.7	446	- - -
5	MONAGHAN Scott	16	203 16.9	15 17.7	413	- - -

## 2016/17 BEST BATTING/BOWLING ALLROUNDER IN A MATCH

Rank	Player Name	Batting	Bowling	COTY pts	Gdv	Opposition	Rnd	Year
50 RUNS & 5 WICKETS								
1	SCHMIAUKE Marc	59	5/39	129	C 7	PLYMPTON FOOTB GF	2016/17	
40 RUNS & 4 WICKETS								
2	DENIET Josh	46	5/36	116	A 3	KESWICK	13	2016/17
3	DENIET Josh	44	4/25	100	A 3	NORTH HAVEN	5	2016/17
4	DENIET Josh	40*	4/25	96	A 3	HAMILTON	11	2016/17
30 RUNS & 3 WICKETS								
5	CORNELISSEN Jack	79*	3/38	121	B 5	BELAIR	2	2016/17
6	MARSHALL Ashley	31	3/22 & 2/26	101	B 5	MORPHETTville	4	2016/17
7	DENIET Josh	31	3/9	73	A 3	SOUTH ROAD	12	2016/17

## 2016/17 COMBINED BOWLING STATISTICS

Player Name	Ga	Inn	Bowling Overs	Mdn	Runs	Wkt	Ave	Innings Best	Fig 5w 3w	% Tm	How Ct	Out Bo	Out Lb	Out St	Wkt/ InnB	Ball/ Wkt	Run/ Over
DENIET Josh	16	15	170.5	67	310	48	6.5	7/26	3 6 32	17 23 8	-	3.2	21.4	1.8			
BRYSON Brett	15	16	115.3	25	337	33	10.2	6/22	1 4 22	19 4 2	8	2.1	21.0	2.9			
MARSHALL Ashley	13	14	139.4	35	460	33	13.9	7/13	2 4 29	20 11 2	-	2.4	25.4	3.3			
CLARIDGE Daniel	15	15	88.1	15	288	26	11.1	4/12	- 4 17	12 12 1	1	1.7	20.3	3.3			
FROST Justin	14	14	96	11	330	25	13.2	5/18	2 3 19	15 3 2	5	1.8	23.0	3.4			
SCOTT Ron	15	16	136	37	314	24	13.1	6/23	1 1 17	11 11 2	-	1.5	34.0	2.3			
TONKIN Braedon	14	15	130.3	33	367	21	17.5	4/31	- 5 17	10 9 2	-	1.4	37.3	2.8			
CORNELISSEN Jack	13	11	63.4	10	223	19	11.7	4/17	- 4 15	5 8 4	2	1.7	20.1	3.5			
MATTHEWS Jacob	13	14	128.4	28	355	19	18.7	4/20	- 4 15	6 11 1	1	1.4	40.6	2.8			
GREEN Anthony	14	12	101.5	18	323	17	19.0	4/24	- 2 17	12 5 -	-	1.4	35.9	3.2			
PANSINI Angelo	16	18	108.1	19	342	17	20.1	2/1	- - 11	7 7 3	-	0.9	38.2	3.2			
FERGUSON Lachlan	16	12	57.3	16	146	15	9.7	3/8	- 3 10	7 6 2	-	1.3	23.0	2.5			
BURROWS Mark	11	10	67.1	24	163	15	10.9	6/8	1 1 15	3 10 2	-	1.5	26.9	2.4			
MONAGHAN Scott	16	16	79.5	16	265	15	17.7	2/4	- - 10	8 1 4	2	0.9	31.9	3.3			
HANSBERRY Bill	11	8	68	16	262	14	18.7	4/35	- 3 12	9 4 1	-	1.8	29.1	3.9			
WILLIAMS Rowan	16	14	115	41	270	14	19.3	3/19	- 2 9	11 - 2	1	1.0	49.3	2.3			
WILKIN Anthony	11	10	91	32	167	12	13.9	4/10	- 1 17	5 4 3	-	1.2	45.5	1.8			
BRUSNAHAN Dale	15	14	128.5	32	306	12	25.5	2/2	- - 10	6 6 -	-	0.9	64.4	2.4			
SMITH John	7	7	49	4	166	11	15.1	4/29	- 2 23	7 2 2	-	1.6	26.7	3.4			
WOODFIELD Andrew	14	8	48.2	6	211	11	19.2	2/15	- - 12	7 4 -	-	1.4	26.4	4.4			
SCHMIAUKE Marc	12	6	34.2	4	104	10	10.4	5/39	1 - 9	7 2 1	-	1.7	20.6	3.0			
MARTIN Anthony	9	9	52	8	194	10	19.4	5/36	1 - 11	4 4 2	-	1.1	31.2	3.7			
BROOKER Christian	11	4	34.1	8	74	9	8.2	4/26	- 2 8	4 3 2	-	2.3	22.8	2.2			
ISLAM Robiul	4	3	30	5	81	9	9.0	5/25	1 1 23	4 5 -	-	3.0	20.0	2.7			
MASON Steve	10	8	47.1	3	174	9	19.3	4/30	- 1 17	8 1 -	-	1.1	31.4	3.7			
HUCKSTEPP Craig	5	6	37.2	5	157	8	19.6	3/30	- 1 17	4 2 2	-	1.3	28.0	4.2			
MARKS Greg	16	3	21.4	4	93	7	13.3	3/29	- 2 4	6 - 1	-	2.3	18.6	4.3			
BARRITT Henry	10	9	31	1	176	6	29.3	4/39	- 1 6	4 1 -	1	0.7	31.0	5.7			
CONROY Jason	12	11	41	6	192	6	32.0	3/12	- 1 7	5 1 -	-	0.5	41.0	4.7			
CLYDESDALE Matt	6	2	12.5	-	69	5	13.8	3/17	- 1 8	1 3 -	1	2.5	15.4	5.4			
SIMPSON Ryan	4	3	17	2	69	5	13.8	3/39	- 1 23	1 4 -	-	1.7	20.4	4.1			
CROUCH Jack	7	4	24	2	140	5	28.0	2/30	- - 9	3 2 -	-	1.3	28.8	5.8			
BENSON Chris	6	3	15.2	1	58	4	14.5	4/17	- 1 9	- 3 1	-	1.3	23.0	3.8			
TONKIN Andrew	16	4	32	7	157	4	39.3	1/5	- - 3	2 1 1	-	1.0	48.0	4.9			
TEMBY Paul	16	5	10.2	2	36	3	12.0	2/9	- - 2	3 - -	-	0.6	20.7	3.5			
CANDLETT Shane	2	2	21	4	74	3	24.7	2/11	- - 20	1 2 -	-	1.5	42.0	3.5			
MONAHAN Phil	11	4	17	2	83	3	27.7	2/23	- - 4	3 - -	-	0.8	34.0	4.9			
HARRIS Glenn	16	5	30	5	110	3	36.7	2/5	- - 2	1 2 -	-	0.6	60.0	3.7			
ARMAN Sam	6	4	23	1	139	3	46.3	2/56	- - 5	2 - -	1	0.8	46.0	6.0			
SCHULTZ Kristian	10	3	15	1	48	2	24.0	2/14	- - 3	1 1 -	-	0.7	45.0	3.2			
GIBBIE Dom	10	1	4	-	64	2	32.0	2/64	- - 3	- 1 -	1	2.0	12.0	16.0			
WILSON Gary	15	2	8	-	71	2	35.5	1/17	- - 2	1 1 -	-	1.0	24.0	8.9			
ARMAN Ben	4	4	19	-	118	2	59.0	1/26	- - 5	2 - -	-	0.5	57.0	6.2			
DEY Richard	15	2	3	-	18	1	18.0	1/17	- - 1	1 - -	-	0.5	18.0	6.0			
CRAIGIE Tyson	5	2	6	-	29	1	29.0	1/4	- - 3	- - -	1	0.5	36.0	4.8			
SMITH Tim	15	2	9	-	35	1	35.0	1/19	- - 1	1 - -	-	0.5	54.0	3.9			
BALYM Anton	16	1	0.2	-	1	-	-	-	- - -	- - -	-	0.0	0.0	3.0			
WILLIAMS Scott	1	1	2	-	9	-	-	-	- - -	- - -	-	0.0	0.0	4.5			
BATES Simon	11	1	4	-	11	-	-	-	- - -	- - -	-	0.0	0.0	2.8			
TYNSKI Simon	11	1	4	-	25	-	-	-	- - -	- - -	-	0.0	0.0	6.3			
JELBERT Curtis	2	1	9	1	35	-	-	-	- - -	- - -	-	0.0	0.0	3.9			
BELSAK Andrew	2	1	9	1	49	-	-	-	- - -	- - -	-	0.0	0.0	5.4			
JURIC Ivan	5	3	14	-	64	-	-	-	- - -	- - -	-	0.0	0.0	4.6			
JEYNES Steve	2	1	7	-	66	-	-	-	- - -	- - -	-	0.0	0.0	9.4			
CONLEY Andrew	12	2	8	1	72	-	-	-	- - -	- - -	-	0.0	0.0	9.0			

## 2016/17 MOST FIELDING VOTES

Rank	Player Name	Gam	1st Votes	2nd Votes	3rd Votes	Total 3-2-1 basis	% of games with f/vote
1	HARRIS Glenn	16	8	2	-	28	62.5
2	BRUSNAHAN Dale	15	4	4	-	20	53.3
3	CLARIDGE Daniel	15	4	3	-	18	46.7
4	PALMER Dave	15	4	3	-	18	46.7
5	CORNELISSEN Jack	13	5	1	-	17	46.2
6	MAHONEY David	10	4	1	-	14	50.0

## 2016/17 MOST FIELD CATCHES &amp; KEEPING DISMISSALS

Rank	FIELDER Name	Gam	Field Catches	Catches per Game	Innings of 4c 3c 2c
1	CORNELISSEN Jack	13	9	0.69	- - 1
2	GREEN Anthony	14	9	0.64	- - 3
3	PALMER Dave	15	9	0.60	- 1 -
4	MAHONEY David	10	8	0.80	- - 1

Rank	KEEPER Name	Gam	Games Kept	Dismissals Ct St	Total	per Game	Innings 5w 4w 3w	Total Byes	Byes/ Game
1	BALYM Anton	16	15	12 10	22	1.47	- 1 1	40	2.67
2	MARKS Greg	16	15	11 6	17	1.13	- - 2	53	3.53
3	FULLER Paul	7	6	7 4	11	1.83	- 2 1	9	1.50
4	SMITH Tim	15	6	5 3	8	1.33	- - 2	14	2.33

## 2016/17 MOST FIELD CATCHES &amp; KEEPING DISMISSALS IN AN INNINGS

Rank	FIELDER Name	Catches	%Wkts	GrDv	Opposition	Rnd	Year
1	CONROY Jason	3	50	D 8	COROMANDEL	7	2016/17
2	PALMER Dave	3	30	B 5	SOUTH ROAD	1	2016/17
3	BRUSNAHAN Dale	3	30	C 7	ICC SHARKS	12	2016/17

Rank	KEEPER Name	Ct	St	Total	%Wkts	GrDv	Opposition	Rnd	Year
1	FULLER Paul	2	2	4	57	D 8	PLYMPTON FOOTB	1	2016/17
2	FULLER Paul	3	1	4	44	D 8	COVE	3	2016/17
3	BALYM Anton	-	4	4	44	A 3	SHEIDOW PARK	10	2016/17



**2016/17 Most C.O.T.Y. Points in a Match**

Rank	Player Name	COTY Points from			Total Points	Grade & Div	Opposition	Rnd	Year
		Batting	Bowling	WK/FLdng					
1	HARRIS Glenn	172	-	40	212	C 7	KENILWORTH	3	2016/17
2	MARSHALL Ashley	28	154	20	202	B 5	SOUTH ROAD	12	2016/17
3	TEMBY Paul	134	-	40	174	B 5	MITCHELL PARK	6	2016/17
4	FERGUSON Haimish	140	-	30	170	A 3	SHEIDOW PARK	3	2016/17
5	BURROWS Mark	5	140	20	165	C 7	MITCHELL PARK	6	2016/17
6	WILSON Gary	105	-	60	165	D 8	SHEIDOW PARK	11	2016/17

**2016/17 BEST BATTING AVERAGE (MIN. 100 RUNS)**

Rank	Player Name	Gam	Inn	NO	Runs	Ave
1	JELBERT Curtis	2	2	-	173	86.5
2	BELSAK Andrew	2	2	-	158	79.0
3	WILSON Gary	15	13	4	501	55.7
4	BALYM Anton	16	15	4	584	53.1
5	SCHMIAUKE Marc	12	10	2	386	48.3
6	TEMBY Paul	16	12	-	540	45.0

**2016/17 Most Times Top Score in Match**

Rank	Player Name	Gam	Times Top Score	% of Games
1	BODEN Nick	13	5	38.5
2	WILSON Gary	15	5	33.3
3	PANSINI Angelo	16	5	31.3
4	SCHMIAUKE Marc	12	4	33.3
5	TEMBY Paul	16	4	25.0
6	CRAIGIE Grant	15	3	20.0
7	BALYM Anton	16	3	18.8

**2016/17 HIGHEST PERCENT OF TEAM RUNS SCORED (MIN. 100 RUNS)**

Rank	Player Name	Gam	Player Runs	Team Runs	% of Team Runs
1	JELBERT Curtis	2	173	496	34.88
2	BELSAK Andrew	2	158	479	32.99
3	WILSON Gary	15	501	2070	24.20
4	PANSINI Angelo	16	541	2404	22.50
5	BALYM Anton	16	584	3098	18.85
6	HARRIS Glenn	16	430	2321	18.53
7	TEMBY Paul	16	540	3082	17.52

**2016/17 MOST MINUTES PER INNINGS (MIN. 100 RUNS)**

Rank	Player Name	Gam	ALL Inn	Timed Inn	Total Minutes	Minutes per Inning	Runs per Minute
1	JELBERT Curtis	2	2	2	186	93.00	0.930
2	BELSAK Andrew	2	2	2	176	88.00	0.898
3	BALYM Anton	16	15	15	1226	81.73	0.476
4	GIBBIE Dom	10	8	8	623	77.88	0.262
5	SCHMIAUKE Marc	12	10	10	688	68.80	0.561
6	BODEN Nick	13	12	12	742	61.83	0.580
7	WILSON Gary	15	13	13	685	52.69	0.731
8	CONLEY Andrew	12	9	9	455	50.56	0.391

**2016/17 Most Partnership Runs**

Rank	Player Name	Gam	Total Pship Runs	Pship Runs per Inn	Best Pship	Pships of 100	Pships of 50	Pships of 30	Player Runs	% of P'ship
1	BALYM Anton	16	1426	95.1	242	3	7	3	584	41.0
2	PANSINI Angelo	16	841	56.1	81	-	4	8	541	64.3
3	TEMBY Paul	16	827	68.9	83	-	8	3	540	65.3
4	BODEN Nick	13	823	68.6	75	-	4	7	430	52.2
5	FERGUSON Haimish	16	820	54.7	242	2	4	2	464	56.6
6	WILSON Gary	15	812	62.5	145	2	1	7	501	61.7
7	SCHMIAUKE Marc	12	743	74.3	180	1	2	5	386	52.0

**2016/17 Most Partnership Runs Together**

Rank	Names of Partners	No. of Pships	Not Outs	Pship Runs	Ave. Pship	Best Pship	Pships of 100	Pships of 50
1	BALYM Anton & FERGUSON Haimish	13	1	699	58.3	242	2	3
2	BODEN Nick & BALYM Anton	11	1	365	36.5	75	-	3
3	WILSON Gary & CRAIGIE Grant	6	-	246	41.0	106	1	1
4	MONAHAN Phil & CONLEY Andrew	7	-	222	31.7	72	-	2
5	BALYM Anton & SCHMIAUKE Marc	4	1	200	66.7	180	1	-
6	FERGUSON Lachlan & DENIET Josh	5	-	198	39.6	69	-	2

**2016/17 BEST PARTNERSHIPS**

Rank	Wkt	Runs	Player Names	GrDv	Opposition	Rnd	Year
1	1st	242*	BALYM Anton 104* & FERGUSON Haimish 140*	A 3	SHEIDOW PARK	3	2016/17
2	2nd	184	MONAHAN Phil 73 & JELBERT Curtis 114	D 8	COVE	3	2016/17
3	2nd	180	BALYM Anton 81 & SCHMIAUKE Marc 112	A 3	COROMANDEL RAM	4	2016/17
4	3rd	149	GIBBIE Dom 48 & HARRIS Glenn 172	C 7	KENILWORTH	3	2016/17
5	1st	145	WILSON Gary 66 & MONAHAN Phil 58	D 8	COROMANDEL RAM	6	2016/17
6	5th	134	BELSAK Andrew 134 & MARSHALL Ashley 58	B 5	NORTH HAVEN	5	2016/17
7	1st	117	FERGUSON Haimish 73 & BALYM Anton 40	A 3	SOUTH ROAD	12	2016/17
8	3rd	106	CRAIGIE Grant 44 & WILSON Gary 105*	D 8	SHEIDOW PARK	11	2016/17

**2016/17 HIGHEST & LOWEST PERCENT SCORED AT CREASE (MIN. 100 RUNS)**

Rank	Player Name	Gam	Scored Runs	P'ship Runs	% runs at Crease
<b>HIGHEST</b>					
1	HARRIS Glenn	16	430	626	68.69
2	TEMBY Paul	16	540	827	65.30
3	PANSINI Angelo	16	541	841	64.33
4	WILSON Gary	15	501	812	61.70
5	FERGUSON Lachlan	16	236	387	60.98
6	JELBERT Curtis	2	173	287	60.28
<b>LOWEST</b>					
1	BURROWS Mark	11	63	258	24.42
2	SPANTON Troy	14	57	227	25.11
3	SMITH Tim	15	131	468	27.99
4	CLARIDGE Daniel	15	58	207	28.02

**2016/17 MOST DUCKS**

Rank	Player Name	Gam	Ducks	% of Inn
1	SPANTON Troy	14	4	40.0
2	TONKIN Andrew	16	4	28.6
3	DENIET Josh	16	3	27.3

**2016/17 BATSMEN MOST INVOLVED IN RUN OUTS**

Rank	Player Name	Gam	Self Run-Out	Partner Run-Out	Total	Run Outs per 1000 Pship Runs
1	SCHMIAUKE Marc	12	2	3	5	6.73
2	BODEN Nick	13	-	3	3	3.65

**2016/17 BATSMEN MOST BOWLED & LBW**

Rank	Player Name	Gam	BOWLED	Total Outs	% of Total
1	TONKIN Andrew	16	8	13	61.5
2	HANSBERRY Bill	11	7	8	87.5
3	SMITH Tim	15	6	11	54.5
4	PANSINI Angelo	16	6	13	46.2
Rank	Player Name	Gam	LBW	Total Outs	% of Total
1	DEY Richard	15	4	10	40.0
2	PALMER Dave	15	3	14	21.4

**2016/17 HIGHEST INDIVIDUAL SCORES**

Rank	Playr Score	Player Name	Time Min	% Tm	%@ Cr	Scoring 6s	Stroke 4s	3s	2s	1s	Bat Pos	Grade & Div	Opposition	Rnd	Year
1	172	HARRIS Glenn	188	61	65	6	25	-	7	22	No4	C 7	KENILWORTH	3	2016/17
2	140*	FERGUSON Haimish	158	52	52	1	23	-	9	24	Open	A 3	SHEIDOW PARK	3	2016/17
3	138	TEMBY Paul	103	48	62	14	8	-	2	18	No4	B 5	KESWICK	7	2016/17
4	134	BELSAK Andrew	163	39	52	1	18	2	9	32	No3	B 5	NORTH HAVEN	5	2016/17
5	134	TEMBY Paul	143	53	68	4	21	-	6	14	No4	B 5	MITCHELL PARK	6	2016/17
6	126	PANSINI Angelo	51	63	80	10	10	1	5	13	Open	C 7	PORT NOARLUNGA	5	2016/17
7	120	PANSINI Angelo	141	49	53	5	14	-	5	24	No3	C 7	SOUTH PARK	7	2016/17
8	114	JELBERT Curtis	140	34	52	4	15	-	2	26	No3	D 8	COVE	3	2016/17
9	112	SCHMIAUKE Marc	147	35	61	-	19	1	7	19	No3	A 3	COROMANDEL RAM	4	2016/17
10	110*	PANSINI Angelo	97	66	66	2	15	1	6	23	No3	C 7	MITCHELL PARK	6	2016/17
11	105*	WILSON Gary	115	64	64	7	11	-	5	9	No3	D 8	SHEIDOW PARK	11	2016/17
12	104*	BALYM Anton	149	39	43	-	18	-	9	14	Open	A 3	SHEIDOW PARK	3	2016/17
13	94	TEMBY Paul	55	44	78	7	10	-	-	12	No6	B 5	ST GEORGE	3	2016/17
14	88	BALYM Anton	130	25	44	-	14	-	7	18	Open	A 3	KESWICK	13	2016/17
15	87	BODEN Nick	167	31	46	1	12	-	9	15	No5	A 3	MORPHETTVILLE	6	2016/17
16	81*	WILSON Gary	72	24	75	6	6	-	4	13	No5	D 8	COVE	3	2016/17
17	81	BALYM Anton	186	25	37	-	9	-	7	31	Open	A 3	COROMANDEL RAM	4	2016/17
18	80*	SCHMIAUKE Marc	135	41	48	-	9	2	9	20	No3	A 3	SOUTH ROAD	1	2016/17
19	79*	CORNELISSEN Jack	93	38	57	1	13	-	1	19	No4	B 5	BELAIR	2	2016/17
20	75	CONLEY Andrew	106	34	43	2	11	-	2	15	Open	D 8	SHEIDOW PARK	2	2016/17

**2016/17 LONGEST INNINGS**

Rank	Time Min	Player Name	Playr Score	% Tm	%@ Cr	Scoring 6s	Stroke 4s	3s	2s	1s	Bat Pos	Grade & Div	Opposition	Rnd	Year
1	188	HARRIS Glenn	172	61	65	6	25	-	7	22	No4	C 7	KENILWORTH	3	2016/17
2	186	BALYM Anton	81	25	37	-	9	-	7	31	Open	A 3	COROMANDEL RAM	4	2016/17
3	170	DEY Richard	72*	46	46	2	9	-	2	20	Open	B 5	BELAIR	11	2016/17
4	167	BODEN Nick	87	31	46	1	12	-	9	15	No5	A 3	MORPHETTVILLE	6	2016/17
5	163	BELSAK Andrew	134	39	52	1	18	2	9	32	No3	B 5	NORTH HAVEN	5	2016/17
6	160	BATES Simon	25	22	24	-	1	-	2	12	No3	C 7	PLYMPTON FOOTB	11	2016/17

**2016/17 HIGHEST PERCENT OF INNINGS TOTAL (30+ RUNS & 5+ WKTS LOST)**

Rank	% of Team	Player Name	Playr Score	Team Total	Time Min	%@ Cr	Scoring 6s	Stroke 4s	3s	2s	1s	Bat Pos	Grade & Div	Opposition	Rnd	Year
1	66.3	PANSINI Angelo	110*	5-166	97	66	2	15	1	6	23	No3	C 7	MITCHELL PARK	6	2016/17
2	60.6	CRAIGIE Grant	60	6-99	86	74	2	5	1	4	17	No4	D 8	COROMANDEL RAM	14	2016/17
3	60.6	HARRIS Glenn	172	5-284	188	65	6	25	-	7	22	No4	C 7	KENILWORTH	3	2016/17
4	53.2	TEMBY Paul	134	10-252	143	68	4	21	-	6	14	No4	B 5	MITCHELL PARK	6	2016/17
5	50.0	GIBBIE Dom	44	10-88	145	51	-	7	-	1	14	No3	D 8	NORTH HAVEN	5	2016/17
6	48.8	PANSINI Angelo	120	8-246	141	53	5	14	-	5	24	No3	C 7	SOUTH PARK	7	2016/17
7	48.3	TEMBY Paul	138	7-286	103	62	14	8	-	2	18	No4	B 5	KESWICK	7	2016/17
8	46.5	DEY Richard	72*	6-155	170	46	2	9	-	2	20	Open	B 5	BELAIR	11	2016/17

**2016/17 HIGHEST PERCENT SCORED AT CREASE IN INNINGS OF 30+ RUNS**

Rank	%Sc at Crease	Player Name	Playr Runs	Team Runs	Time Min	% Tm	Scoring 6s	Stroke 4s	3s	2s	1s	Bat Pos	Grade &Div	Opposition	Rnd	Year
1	94.1	FERGUSON Lachlan	48	51	20	14	4	4	-	1	6	No8	A 3	KESWICK	13	2016/17
2	88.2	TEMBY Paul	60	68	34	24	-	12	-	3	6	No7	A 3	HAMILTON	11	2016/17
3	85.5	JELBERT Curtis	59	69	46	36	7	-	-	3	11	No3	D 8	MORPHETTVILLE	4	2016/17
4	83.3	HARRIS Glenn	35*	42	19	18	-	7	-	2	3	No4	C 7	PORT NOARLUNGA	5	2016/17
5	82.6	TONKIN Braedon	38*	46	17	11	-	6	2	1	6	No10	B 5	NORTH HAVEN	5	2016/17
6	82.1	FERGUSON Lachlan	32	39	29	17	-	6	-	3	2	No5	A 3	NORTH HAVEN	5	2016/17
7	79.7	PANSINI Angelo	126	158	51	63	10	10	1	5	13	Open	C 7	PORT NOARLUNGA	5	2016/17

**2016/17 QUICKEST INNINGS OF 50+ RUNS**

Rank	Runs /Min	Player Name	Playr Score	Time Min	% Tm	% Cr	Scoring 6s	Stroke 4s	3s	2s	1s	Bat Pos	Grade &Div	Opposition	Rnd	Year
1	2.47	PANSINI Angelo	126	51	63	80	10	10	1	5	13	Open	C 7	PORT NOARLUNGA	5	2016/17
2	1.76	TEMBY Paul	60	34	24	88	-	12	-	3	6	No7	A 3	HAMILTON	11	2016/17
3	1.71	TEMBY Paul	94	55	44	78	7	10	-	-	12	No6	B 5	ST GEORGE	3	2016/17
4	1.67	FERGUSON Lachlan	50	30	20	72	1	5	1	8	5	No9	A 3	HAMILTON	11	2016/17
5	1.34	TEMBY Paul	138	103	48	62	14	8	-	2	18	No4	B 5	KESWICK	7	2016/17
6	1.28	JELBERT Curtis	59	46	36	86	7	-	-	3	11	No3	D 8	MORPHETTVILLE	4	2016/17

**2016/17 SLOWEST INNINGS OF 90+ MINUTES**

Rank	Runs /Hour	Player Name	Playr Score	Time Min	% Tm	% Cr	Scoring 6s	Stroke 4s	3s	2s	1s	Bat Pos	Grade &Div	Opposition	Rnd	Year
1	7.42	BURROWS Mark	12	97	11	24	-	1	1	1	3	No3	B 5	BELAIR	FS	2016/17
2	8.97	TYNSKI Simon	16	107	15	21	-	2	-	-	8	No4	C 7	SOUTH PARK	13	2016/17
3	9.38	BATES Simon	25	160	22	24	-	1	-	2	12	No3	C 7	PLYMPTON FOOTB	11	2016/17
4	10.49	MASON Steve	18	103	15	42	-	-	-	6	6	Open	D 8	COROMANDEL	13	2016/17
5	12.20	GIBBIE Dom	25	123	15	22	-	2	-	1	15	Open	D 8	MORPHETTVILLE	4	2016/17
6	14.19	GIBBIE Dom	22	93	19	55	-	-	1	3	13	Open	D 8	COROMANDEL	13	2016/17

**2016/17 BEST BOWLING AVERAGE (MIN.40 OVERS)**

Rank	Player Name	Gam	Overs	Mdn	Runs	Wkts	Average
1	DENIET Josh	16	170.5	67	310	48	6.5
2	FERGUSON Lachlan	16	57.3	16	146	15	9.7
3	BRYSON Brett	15	115.3	25	337	33	10.2
4	BURROWS Mark	11	67.1	24	163	15	10.9
5	CLARIDGE Daniel	15	88.1	15	288	26	11.1
6	CORNELISSEN Jack	13	63.4	10	223	19	11.7

**2016/17 MOST TIMES BEST BOWLING FIGURES IN MATCH**

Rank	Player Name	Gam	no.times Best Fig	% of Matches
1	DENIET Josh	16	7	43.8
2	CLARIDGE Daniel	15	4	26.7
3	HANSBERRY Bill	11	3	27.3
4	FROST Justin	14	3	21.4
5	GREEN Anthony	14	3	21.4
6	BRYSON Brett	15	3	20.0
7	FERGUSON Lachlan	16	3	18.8

**2016/17 HIGHEST PERCENT OF TEAM WICKETS TAKEN (MIN.40 OVERS)**

Rank	Player Name	Gam	Player Wickets	Team Wickets	% of Team Wickets
1	DENIET Josh	16	48	149	32.21
2	MARSHALL Ashley	13	33	113	29.20
3	SMITH John	7	11	48	22.92
4	BRYSON Brett	15	33	148	22.30
5	FROST Justin	14	25	129	19.38
6	CLARIDGE Daniel	15	26	149	17.45

**2016/17 BEST BOWLING STRIKE RATE (MIN.40 OVERS)**

Rank	Player Name	Gam	Balls Bowled	Wickets Taken	Balls per Wkt
1	CORNELISSEN Jack	13	382	19	20.11
2	CLARIDGE Daniel	15	529	26	20.35
3	BRYSON Brett	15	693	33	21.00
4	DENIET Josh	16	1025	48	21.35
5	FERGUSON Lachlan	16	345	15	23.00
6	FROST Justin	14	576	25	23.04

**2016/17 LEAST RUNS CONCEDED PER OVER (MIN.40 OVERS)**

Rank	Player Name	Gam	Overs	Mdns	Runs	Runs per 100balls	Runs per Over
1	DENIET Josh	16	170.5	67	310	30.24	1.81
2	WILKIN Anthony	11	91	32	167	30.59	1.84
3	SCOTT Ron	15	136	37	314	38.48	2.31
4	WILLIAMS Rowan	16	115	41	270	39.13	2.35
5	BRUSNAHAN Dale	15	128.5	32	306	39.59	2.38
6	BURROWS Mark	11	67.1	24	163	40.45	2.43

**2016/17 MOST WICKETS BOWLED, LBW & STUMPED**

Rank	Player Name	Gam	Bowled	Tot.Wkts	% Bowled
1	DENIET Josh	16	23	48	47.9
2	CLARIDGE Daniel	15	12	26	46.2
3	MATTHEWS Jacob	13	11	19	57.9
4	SCOTT Ron	15	11	24	45.8
5	MARSHALL Ashley	13	11	33	33.3

Rank	Player Name	Gam	LBW's	Tot.Wkts	% LBW
1	DENIET Josh	16	8	48	16.7
2	MONAGHAN Scott	16	4	15	26.7
3	CORNELISSEN Jack	13	4	19	21.1

Rank	Player Name	Gam	Stumped	Tot.Wkts	%Stumped
1	BRYSON Brett	15	8	33	24.2
2	FROST Justin	14	5	25	20.0

**2016/17 MOST WICKETS IN A MATCH**

Rank	Player Name	Over	Mdn	Runs	Wkts	GrDv	Opposition	Rnd	Year
1	MARSHALL Ashley	26.4	14	31	11	B 5	SOUTH ROAD	12	2016/17
2	BURROWS Mark	13.1	7	19	10	C 7	MITCHELL PARK	6	2016/17
3	DENIET Josh	25	10	49	9	A 3	SHEIDOW PARK	3	2016/17

**2016/17 MOST WICKETS IN AN INNINGS**

Rank	Player Name	Over	Mdn	Runs	Wkts	Ave	Ba/Wkt	Run/Over	%Tm Wkt	Grade & Div	Opposition	Rnd	Year
1	MARSHALL Ashley	12	6	13	7	1.9	10.3	1.1	70	B 5	SOUTH ROAD	12	2016/17
2	DENIET Josh	26	15	26	7	3.7	22.3	1.0	70	A 3	HAMILTON	GF	2016/17
3	BURROWS Mark	7.1	3	8	6	1.3	7.2	1.1	60	C 7	MITCHELL PARK	6	2016/17
4	BRYSON Brett	14.1	6	22	6	3.7	14.2	1.6	60	C 7	PORT NOARLUNGA	5	2016/17
5	SCOTT Ron	12	3	23	6	3.8	12.0	1.9	60	C 7	PLYMPTON FOOTB	11	2016/17
6	FROST Justin	8	1	18	5	3.6	9.6	2.3	50	B 5	SOUTH ROAD	1	2016/17
7	ISLAM Robiul	15	4	25	5	5.0	18.0	1.7	50	A 3	MORPHETTVILLE	6	2016/17
8	FROST Justin	8	1	27	5	5.4	9.6	3.4	56	A 3	SHEIDOW PARK	10	2016/17
9	DENIET Josh	17	7	30	5	6.0	20.4	1.8	50	A 3	SHEIDOW PARK	3	2016/17
10	MARTIN Anthony	8	1	36	5	7.2	9.6	4.5	50	C 7	SOUTH PARK	7	2016/17
11	DENIET Josh	13.5	2	36	5	7.2	16.6	2.6	50	A 3	KESWICK	13	2016/17
12	SCHMIAUKE Marc	15	3	39	5	7.8	18.0	2.6	56	C 7	PLYMPTON FOOTB	GF	2016/17
13	MARSHALL Ashley	12	1	60	5	12.0	14.4	5.0	50	B 5	MITCHELL PARK	6	2016/17
14	DENIET Josh	13	10	5	4	1.3	19.5	0.4	40	A 3	NORTH HAVEN	FS	2016/17
15	WILKIN Anthony	8	5	10	4	2.5	12.0	1.3	40	D 8	SHEIDOW PARK	2	2016/17
16	BURROWS Mark	6	4	11	4	2.8	9.0	1.8	40	C 7	MITCHELL PARK	6	2016/17
17	CLARIDGE Daniel	8	4	12	4	3.0	12.0	1.5	40	C 7	MITCHELL PARK	14	2016/17
18	BRYSON Brett	6.5	1	15	4	3.8	10.3	2.2	40	C 7	PLYMPTON FOOTB	2	2016/17
19	BENSON Chris	6	0	17	4	4.3	9.0	2.8	50	B 5	BELAIR	11	2016/17
20	CORNELISSEN Jack	7	1	17	4	4.3	10.5	2.4	40	A 3	SOUTH ROAD	12	2016/17

**2016/17 MOST ECONOMICAL BOWLING INNINGS**

Rank	Player Name	Over	Mdn	Runs	Wkts	Runs per Over	Grade & Div	Opposition	Rnd	Year
<b>Minimum 20 Overs</b>										
1	DENIET Josh	26	15	26	7	1.00	A 3	HAMILTON	GF	2016/17
<b>13 to 19 Overs</b>										
1	DENIET Josh	13	10	5	4	0.38	A 3	NORTH HAVEN	FS	2016/17
2	TONKIN Braedon	15	8	14	3	0.93	B 5	MITCHELL PARK	GF	2016/17
3	MARSHALL Ashley	14.4	8	18	4	1.23	B 5	SOUTH ROAD	12	2016/17
4	SCOTT Ron	13	6	16	2	1.23	C 7	PORT NOARLUNGA	5	2016/17
5	SCOTT Ron	15	3	20	1	1.33	C 7	SOUTHERN	4	2016/17
6	MATTHEWS Jacob	15	6	20	4	1.33	B 5	SOUTH ROAD	12	2016/17
<b>8 to 12 Overs</b>										
1	WILLIAMS Rowan	9	6	5	0	0.56	A 3	MORPHETTVILLE	6	2016/17
2	WILKIN Anthony	8	3	5	0	0.63	D 8	COROMANDEL RAM	14	2016/17
3	BURROWS Mark	10	6	8	2	0.80	B 5	BELAIR	FS	2016/17
4	DENIET Josh	10.2	5	9	3	0.87	A 3	SOUTH ROAD	12	2016/17
5	MARSHALL Ashley	12	6	13	7	1.08	B 5	SOUTH ROAD	12	2016/17
6	BRUSNAHAN Dale	8	3	9	1	1.13	B 5	ST GEORGE	3	2016/17

**2016/17 MOST RUNS CONCEDED BY BOWLER IN INNINGS**

Rank	Player Name	Over	Mdn	Runs	Wkts	Run/Over	GrDv	Opposition	Rnd	Year
1	TONKIN Andrew	15	2	97	1	6.47	D 8	MORPHETTVILLE	4	2016/17
2	TONKIN Braedon	11	1	77	2	7.00	B 5	NORTH HAVEN	5	2016/17
3	JEYNES Steve	7	0	66	0	9.43	C 7	KENILWORTH	3	2016/17
4	GIBBIE Dom	4	0	64	2	16.00	D 8	PLYMPTON FOOTB	1	2016/17

**2016/17 MOST RUNS OFF A SINGLE OVER**

Rank	Player Name	Runs Off Over	Over number	Grade & Div	Opposition	Rnd	Year
1	CONLEY Andrew	26	3	D 8	SHEIDOW PARK	2	2016/17
2	GIBBIE Dom	25	4	D 8	PLYMPTON FOOTB	1	2016/17
3	CONROY Jason	23	3	D 8	PLYMPTON FOOTB	1	2016/17
4	CROUCH Jack	22	1	D 8	SHEIDOW PARK	2	2016/17
5	TONKIN Andrew	22	14	D 8	MORPHETTVILLE	4	2016/17





# SECTION II

# WARRADALE CRICKET CLUB

## CLUB & TEAM RECORDS

## 1979/80 TO 2016/17

2-1 to 2-34	Section 2 Contents
2-2	Win-loss records, team scoring records, most successive wins/losses, team positions
2-7	History of Grounds and Clubrooms
2-8	Club Executive Officials, Committee Members & Captains
2-11	Trophy Winners – Captain's, Batting & Bowling Trophies, Club Trophies, Association awards
2-18	Adelaide and Suburban Cricket Association – Premiership Winners since 1899/1900
2-20	Warradale Premiership Teams, Premiership players
2-24	Best Team Player of Season
2-25	Cricketer of the Year
2-29	Life Member Selection Policy
2-30	Life Member achievements at time of award
2-32	Warradale and Australian Test Cricketers Player Numbers



## WARRADALE WIN-LOSS RECORDS

A GRADE										
Season	Div.	Gam	W.O.	W.I.	L.I.	L.O.	D	Tie	Pts	Pos
1979/80	6	12	5*	6	1	–	–	–	91	2 <sup>nd</sup>
1980/81	5	12	2	7	1	1*	1	–	75	2 <sup>nd</sup>
<u>1981/82</u>	<u>4</u>	<u>11</u>	<u>4</u>	<u>5</u>	<u>2</u>	–	–	–	<u>80</u>	<u>1<sup>st</sup></u>
<u>1982/83</u>	<u>3</u>	<u>11</u>	<u>2</u>	<u>6</u>	<u>3</u>	–	–	–	<u>63</u>	<u>1<sup>st</sup></u>
1983/84	2	11	1	8	2	–	–	–	62	2 <sup>nd</sup>
<u>1984/85</u>	<u>2</u>	<u>13</u>	–	<u>10</u>	<u>3</u>	–	–	–	<u>51</u>	<u>1<sup>st</sup></u>
1985/86	1	11	–	5	5	–	1	–	37	6 <sup>th</sup>
1986/87	1	12	–	7	4	–	–	1	48	4 <sup>th</sup>
1987/88	1	11	–	5	6	–	–	–	36	6 <sup>th</sup>
1988/89	1	11	–	5	6	–	–	–	36	7 <sup>th</sup>
<u>1989/90</u>	<u>1</u>	<u>12</u>	<u>1</u>	<u>8</u>	<u>3</u>	–	–	–	<u>62</u>	<u>3<sup>rd</sup></u>
<u>1990/91</u>	<u>1</u>	<u>13</u>	–	<u>10</u>	<u>2</u>	–	<u>1</u>	–	<u>52</u>	<u>1<sup>st</sup></u>
<u>1991/92</u>	<u>1</u>	<u>13</u>	–	<u>12</u>	–	–	<u>1</u>	–	<u>62</u>	<u>1<sup>st</sup></u>
<u>1992/93</u>	<u>1</u>	<u>12</u>	–	<u>8</u>	<u>3</u>	–	<u>1</u>	–	<u>42</u>	<u>1<sup>st</sup></u>
<u>1993/94</u>	<u>1</u>	<u>13</u>	<u>1</u>	<u>7</u>	<u>5</u>	–	–	–	<u>47</u>	<u>1<sup>st</sup></u>
1994/95	1	13	–	9	2	–	2	–	55	2 <sup>nd</sup>
1995/96	1	13	–	9	3	–	–	1	53	2 <sup>nd</sup>
<u>1996/97</u>	<u>1</u>	<u>13</u>	<u>1</u>	<u>10</u>	<u>2</u>	–	–	–	<u>67</u>	<u>2<sup>nd</sup></u>
1997/98	1	12	2	6	4	–	–	–	63	4 <sup>th</sup>
1998/99	1	11	–	3	8	–	–	–	26	11 <sup>th</sup>
1999/00	1	11	–	7	4	–	–	–	46	6 <sup>th</sup>
2000/01	1	11	–	6	5	–	–	–	41	7 <sup>th</sup>
2001/02	1	11	–	3	7	–	1	–	28	10 <sup>th</sup>
2002/03	1	11	1	3	7	–	–	–	36	7 <sup>th</sup>
2003/04	1	11	–	4	5	1	–	1	32	9 <sup>th</sup>
2004/05	1	11	1*	4	6	–	–	–	36	8 <sup>th</sup>
2005/06	1	11	–	1	7	2	1	–	16	12 <sup>th</sup>
2006/07	1	11	–	2	8	1	–	–	20	12 <sup>th</sup>
2007/08	2	12	1	6	4	–	1	–	51	3 <sup>rd</sup>
2008/09	2	12	1	5	5	–	1	–	48	4 <sup>th</sup>
<u>2009/10</u>	<u>2</u>	<u>13</u>	<u>1</u>	<u>8</u>	<u>2</u>	–	<u>2</u>	–	<u>58</u>	<u>1<sup>st</sup></u>
2010/11	2	12	–	7	4	–	1	–	46	4 <sup>th</sup>
2011/12	2	11	–	3	8	–	–	–	26	9 <sup>th</sup>
2012/13	2	11	–	2	9	–	–	–	21	8 <sup>th</sup>
2013/14	2	12	–	6	5	–	1	–	43	4 <sup>th</sup>
2014/15	2	12	–	8	3	–	1	–	53	3 <sup>rd</sup>
2015/16	2	11	1	4	4	1	1	–	42	7 <sup>th</sup>
<u>2016/17</u>	<u>3</u>	<u>16</u>	<u>1</u>	<u>11</u>	<u>3</u>	–	<u>1</u>	–	<u>71</u>	<u>1<sup>st</sup></u>
Total		450	26	236	161	6	18	3		
Div.1		258	7	134	106		8	3		
Finals		28	–	16	9	–	3	–		

### A Grade notes

- Seasons underlined Indicates minor premiership
- Have won 2 games outright after losing on the first innings
- Have lost 1 game outright after winning on the first innings
- Were undefeated premiers in 1991/1992
- Have won 9 premierships in 38 seasons (24% success)
- Finished in the top four 23 times (61% success)

### B Grade notes

- Seasons underlined Indicates minor premiership
- Have won 3 games outright after a loss on the first innings
- Have lost 2 games outright after winning on the first innings
- Won 7 premierships in 37 seasons (19% success)
- Finished in the top four 18 times (49% success)

### C Grade notes

- Have won 2 games outright after losing on the first innings
- Were undefeated in the minor round in 1991/92
- Have won 2 premierships in 28 seasons (7% success)
- Finished in top four 11 times (39% success)

### D Grade notes

- Seasons underlined Indicates minor premiership
- Won 2 premierships in 17 seasons (12% success)
- Finished in the top four 6 times (35% success)

B GRADE										
Season	Div	Gam	W.O.	W.I.	L.I.	L.O.	D	Tie	Pts	Pos
1980/81	7	12	3*	6	2	—	1	—	70	2 <sup>nd</sup>
<u>1981/82</u>	<u>6</u>	<u>11</u>	<u>5</u>	<u>3</u>	<u>2</u>	<u>1#</u>	—	—	<u>86</u>	<u>1<sup>st</sup></u>
<u>1982/83</u>	<u>5</u>	<u>11</u>	<u>3</u>	<u>5</u>	<u>2</u>	<u>1#</u>	—	—	<u>74</u>	<u>1<sup>st</sup></u>
<u>1983/84</u>	<u>4</u>	<u>11</u>	<u>2</u>	<u>8</u>	<u>1</u>	—	—	—	<u>73</u>	<u>1<sup>st</sup></u>
1984/85	3	12	1	8	2	—	—	1	64	3 <sup>rd</sup>
<u>1985/86</u>	<u>3</u>	<u>13</u>	—	<u>11</u>	<u>1</u>	—	<u>1</u>	—	<u>57</u>	<u>1<sup>st</sup></u>
1986/87	2	11	—	5	6	—	—	—	36	5 <sup>th</sup>
1987/88	2	11	—	3	6	2	—	—	24	11 <sup>th</sup>
1988/89	2	11	—	3	8	—	—	—	26	10 <sup>th</sup>
1989/90	3	11	—	6	5	—	—	—	41	5 <sup>th</sup>
1990/91	3	12	1	6	5	—	—	—	52	3 <sup>rd</sup>
1991/92	2	11	1	5	4	—	1	—	47	3 <sup>rd</sup>
1992/93	2	13	—	9	4	—	—	—	51	2 <sup>nd</sup>
1993/94	2	11	—	3	8	—	—	—	26	7 <sup>th</sup>
1994/95	2	11	—	2	8	—	1	—	23	9 <sup>th</sup>
1995/96	3	12	1	6	5	—	—	—	52	4 <sup>th</sup>
1996/97	2	11	2*	4	5	—	—	—	47	5 <sup>th</sup>
1997/98	2	11	—	7	4	—	—	—	46	5 <sup>th</sup>
1998/99	2	12	—	8	4	—	—	—	51	3 <sup>rd</sup>
1999/00	2	13	—	9	4	—	—	—	51	2 <sup>nd</sup>
2000/01	2	11	—	2	9	—	—	—	21	12 <sup>th</sup>
<u>2001/02</u>	<u>3</u>	<u>13</u>	<u>2</u>	<u>8</u>	<u>2</u>	—	<u>1</u>	—	<u>63</u>	<u>1<sup>st</sup></u>
<u>2002/03</u>	<u>2</u>	<u>13</u>	<u>1</u>	<u>10</u>	<u>2</u>	—	—	—	<u>61</u>	<u>1<sup>st</sup></u>
2003/04	2	11	—	2	9	—	—	—	21	9 <sup>th</sup>
2004/05	2	11	—	2	9	—	—	—	21	12 <sup>th</sup>
2005/06	3	11	1*	1	8	—	1	—	23	11 <sup>th</sup>
2006/07	4	10	—	5	4	1	—	—	40	8 <sup>th</sup>
2007/08	4	12	—	6	4	—	1	1	43	4 <sup>th</sup>
2008/09	3	11	—	3	6	1	1	—	27	11 <sup>th</sup>
2009/10	3	11	—	3	8	—	—	—	26	11 <sup>th</sup>
2010/11	3	11	—	3	8	—	—	—	26	9 <sup>th</sup>
2011/12	3	11	1	1	8	—	1	—	28	9 <sup>th</sup>
2012/13	4	11	—	5	5	1	—	—	35	8 <sup>th</sup>
2013/14	4	11	—	4	5	—	2	—	35	7 <sup>th</sup>
<u>2014/15</u>	<u>4</u>	<u>12</u>	<u>1</u>	<u>7</u>	<u>3</u>	—	<u>1</u>	—	<u>58</u>	<u>3<sup>rd</sup></u>
<u>2015/16</u>	<u>4</u>	<u>13</u>	<u>1</u>	<u>7</u>	<u>4</u>	—	<u>1</u>	—	<u>53</u>	<u>2<sup>nd</sup></u>
<u>2016/17</u>	<u>5</u>	<u>16</u>	<u>1</u>	<u>9</u>	<u>4</u>	—	<u>2</u>	—	<u>63</u>	<u>1<sup>st</sup></u>
Total		430	27	195	184	7	15	2		
Finals		21	—	11	9	—	1	—		

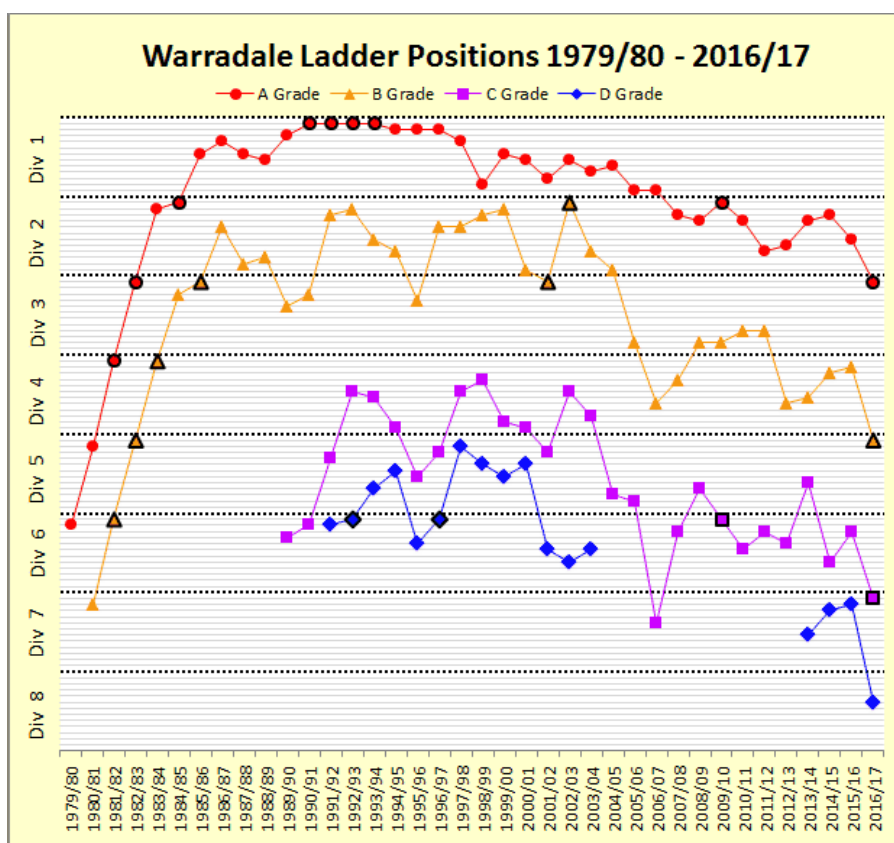
## WARRADALE WIN-LOSS RECORDS

C GRADE										
Season	Div	Gam	W.O.	W.I.	L.I.	L.O.	D	Tie	Pts	Pos
1989/90	6	12	1	7	3	1	—	—	57	4 <sup>th</sup>
1990/91	6	13	—	9	3	—	1	—	52	2 <sup>nd</sup>
1991/92*	5	11	1	8	1	—	1	—	62	4 <sup>th</sup>
1992/93	4	11	—	7	4	—	—	—	46	6 <sup>th</sup>
1993/94	4	11	—	6	5	—	—	—	41	7 <sup>th</sup>
1994/95	4	11	1*	1	9	—	—	—	21	12 <sup>th</sup>
1995/96	5	11	1*	5	5	—	—	—	41	7 <sup>th</sup>
1996/97	5	12	3	7	2	—	—	—	79	3 <sup>rd</sup>
1997/98	4	11	—	7	4	—	—	—	46	6 <sup>th</sup>
1998/99	4	12	2	4	4	1	1	—	52	4 <sup>th</sup>
1999/00	4	11	—	3	6	2	—	—	24	11 <sup>th</sup>
2000/01	4	11	—	1	9	1	—	—	15	12 <sup>th</sup>
2001/02	5	12	1	9	2	—	—	—	66	3 <sup>rd</sup>
2002/03	4	11	1	3	7	—	—	—	36	6 <sup>th</sup>
2003/04	4	11	—	2	9	—	—	—	21	10 <sup>th</sup>
2004/05	5	11	—	3	8	—	—	—	26	10 <sup>th</sup>
2005/06	5	11	—	1	9	—	1	—	18	11 <sup>th</sup>
2006/07	7	11	1	7	3	—	—	—	56	5 <sup>th</sup>
2007/08	6	12	—	9	2	—	1	—	56	3 <sup>rd</sup>
2008/09	5	11	—	3	5	2	1	—	26	9 <sup>th</sup>
2009/10	6	13	1	7	4	—	1	—	51	1 <sup>st</sup>
2010/11	6	11	1	4	6	—	—	—	41	6 <sup>th</sup>
2011/12	6	12	1	6	5	—	—	—	51	3 <sup>rd</sup>
2012/13	6	11	—	7	4	—	—	—	46	5 <sup>th</sup>
2013/14	5	11	—	2	8	—	1	—	23	8 <sup>th</sup>
2014/15	6	10	—	3	5	—	2	—	35	8 <sup>th</sup>
2015/16	6	11	1	5	4	—	1	—	53	3 <sup>rd</sup>
2016/17	7	16	2	8	4	—	2	—	68	1 <sup>st</sup>
Total		322	18	144	140	7	13	—		
Finals		14	—	4	7	—	3	—		

D GRADE										
Season	Div	Gam	W.O.	W.I.	L.I.	L.O.	D	Tie	Pts	Pos
1991/92	6	12	1	6	5	—	—	—	51	2 <sup>nd</sup>
1992/93	6	12	—	10	2	—	—	—	50	1 <sup>st</sup>
1993/94	5	10	—	3	6	—	—	1	27	9 <sup>th</sup>
1994/95	5	11	—	6	5	—	—	—	41	6 <sup>th</sup>
1995/96	6	11	—	7	4	—	—	—	46	5 <sup>th</sup>
1996/97	6	13	1	9	2	—	—	1	59	1 <sup>st</sup>
1997/98	5	13	1	6	5	1	—	—	47	2 <sup>nd</sup>
1998/99	5	11	—	7	4	—	—	—	46	5 <sup>th</sup>
1999/00	5	11	—	5	5	—	—	1	38	7 <sup>th</sup>
2000/01	5	11	1	6	3	1*	—	—	57	5 <sup>th</sup>
2001/02	6	11	—	5	5	—	1	—	38	6 <sup>th</sup>
2002/03	6	11	—	5	5	1	—	—	35	8 <sup>th</sup>
2003/04	6	11	—	5	5	1	—	—	35	6 <sup>th</sup>
2013/14	7	11	—	3	6	—	2	—	30	7 <sup>th</sup>
2014/15	7	10	—	4	4	—	2	—	45	3 <sup>rd</sup>
2015/16	7	12	4	6	2	—	—	—	81	2 <sup>nd</sup>
2016/17	8	14	—	8	5	—	1	—	56	5 <sup>th</sup>
Total		195	8	101	73	4*	6	3		
Finals		11	—	7	3	1	—	—		

### NO. OF TEAMS IN FINALS IN SAME SEASON

TEAMS	Top 4	Top 2	PREMIERS
4 teams	1	-	-
3 teams	7	2	1
2 teams	11	9	4
1 team	11	10	9
TOTALS	30	21	14



### LADDER POSITION SUMMARY

	A	B	C	D	Total
1st	9	7	2	2	20
2nd	6	4	1	3	14
3rd	3	5	5	1	14
4th	5	2	3	—	10
5th	—	4	2	4	10
6th	3	—	4	3	10
7th	4	2	2	2	10
8th	2	2	2	1	7
9 <sup>th</sup>	2	4	1	1	8
10 <sup>th</sup>	1	1	2	—	4
11 <sup>th</sup>	1	4	2	—	7
12 <sup>th</sup>	2	2	2	—	6
TOTAL	38	37	28	17	120

## WARRADALE WIN/LOSS RECORDS

## WARRADALE WIN/LOSS RECORDS

	All Matches					when Batting FIRST					when Batting SECOND				
	Plyd	Won (%)	Lost (%)	DrwTie		Plyd	Won (%)	Lost (%)	DrwTie		Plyd	Won (%)	Lost (%)	DrwTie	
ALL Matches	1397	755 (54%)	582 (42%)	52 8		759	396 (52%)	338 (45%)	21 4		615	346 (56%)	244 (40%)	21 4	
A Grade	450	262 (58%)	167 (37%)	18 3		244	140 (57%)	96 (39%)	7 1		204	122 (60%)	71 (35%)	9 2	
B Grade	430	222 (52%)	191 (44%)	15 2		231	108 (47%)	115 (50%)	7 1		193	111 (58%)	76 (39%)	5 1	
C Grade	322	162 (50%)	147 (46%)	13		172	85 (49%)	81 (47%)	6		141	70 (50%)	66 (47%)	5	
D Grade	195	109 (56%)	77 (39%)	6 3		112	63 (56%)	46 (41%)	1 2		77	43 (56%)	31 (40%)	2 1	
Division 1	258	141 (55%)	106 (41%)	8 3		140	78 (56%)	58 (41%)	3 1		118	63 (53%)	48 (41%)	5 2	
Division 2	302	150 (50%)	142 (47%)	10		168	80 (48%)	84 (50%)	4		133	70 (53%)	58 (44%)	5	
Division 3	155	83 (54%)	65 (42%)	6 1		85	43 (51%)	39 (46%)	3		66	38 (58%)	26 (39%)	1 1	
Division 4	191	93 (49%)	91 (48%)	6 1		108	50 (46%)	54 (50%)	3 1		81	42 (52%)	37 (46%)	2	
Division 5	196	106 (54%)	81 (41%)	7 2		103	55 (53%)	44 (43%)	3 1		90	50 (56%)	37 (41%)	2 1	
Division 6	209	130 (62%)	71 (34%)	7 1		116	67 (58%)	45 (39%)	3 1		88	59 (67%)	26 (30%)	3	
Division 7	72	44 (61%)	21 (29%)	7		33	20 (61%)	11 (33%)	2		33	20 (61%)	10 (30%)	3	
Division 8	14	8 (57%)	5 (36%)	1		6	3 (50%)	3 (50%)			6	4 (67%)	2 (33%)		

## WARRADALE WIN/LOSS RECORDS AT EACH GROUND

	Total Won-Lost (%)	A Grade Won-Lost (%)	B Grade Won-Lost (%)	C Grade Won-Lost (%)	D Grade Won-Lost (%)	Division 1 Won-Lost (%)
ALL Grounds	755-582 (54%)	262-167 (58%)	222-191 (52%)	162-147 (50%)	109-77 (56%)	141-106 (55%)
AWAY Ground	364-312 (52%)	128-87 (57%)	108-101 (50%)	82-78 (50%)	46-46 (47%)	67-58 (51%)
Brighton High	121-117 (48%)	47-49 (47%)	48-53 (45%)	10-10 (42%)	16-5 (67%)	31-34 (47%)
Mawson/Marymount	118-79 (57%)	30-11 (67%)	22-11 (63%)	40-43 (47%)	26-14 (63%)	12-2 (86%)
Camden Primary	54-41 (56%)	6-5 (50%)	6-11 (35%)	25-14 (62%)	17-11 (61%)	6-5 (50%)
Warradale Primary	58-13 (79%)	29-10 (71%)	29-3 (91%)	0-0	0-0	3-2 (50%)
Plympton High 1	28-10 (70%)	18-2 (86%)	8-7 (50%)	1-1 (50%)	1-0 (100%)	18-2 (86%)
Denham Reserve	5-8 (38%)	4-3 (57%)	1-5 (17%)	0-0	0-0	4-3 (57%)
Plympton High 2	7-2 (78%)	0-0	0-0	4-1 (80%)	3-1 (75%)	0-0

## WARRADALE WIN/LOSS RECORDS VERSUS EACH CLUB

	Total Won-Lost	A Grade Won-Lost Last 8	B Grade Won-Lost Last 8	C Grade Won-Lost Last 8	D Grade Won-Lost Last 8	Division 1 Won-Lost Last 8
ALL Clubs	755-582	262-167	222-191	162-147	109-77	141-106
PLYMPTON FOOTBALL	45-49	11-17	10-16	14-11	10-5	10-14
MITCHELL PARK	58-34	21-7	18-11	11-8	8-8	14-6
KESWICK	46-41	20-15	13-13	8-12	5-1	10-11
NORTH HAVEN	34-43	9-5	8-20	9-8	8-10	3-1
SOUTH ROAD	51-25	25-10	14-4	6-4	6-7	15-6
COROMANDEL	44-29	16-14	13-8	7-6	8-1	12-13
COROMANDEL RAMBLER	40-27	17-15	8-5	8-5	7-2	9-13
ICC SHARKS	22-40	8-14	5-8	9-16	0-2	4-5
SHEDDOW PARK	34-30	9-6	10-10	10-10	5-4	2-0
KENILWORTH	39-23	11-5	13-6	8-6	7-6	4-1
MORPHETTVILLE PARK	25-25	16-7	3-9	4-5	2-4	7-4
HECTORVILLE	27-22	13-7	9-5	2-7	3-3	11-7
WESTMINSTER O.S.	26-18	9-8	9-4	5-4	3-2	8-5
SOUTH PARK/BANK SA	26-12	3-0	10-8	12-3	1-1	2-0
WESTERN YOUTH CENT	16-21	4-10	4-3	4-5	4-3	1-6
PANORAMA	18-14	5-4	7-7	5-3	1-0	5-4
ST GEORGE	15-17	2-0	6-9	4-5	3-3	2-0
SOUTHERN	13-13	2-0	2-5	6-5	3-3	0-0
ADELAIDE CAVALIERS	16-7	3-0	9-2	3-3	1-2	1-0
BELAIR	11-9	4-1	5-3	2-5	0-0	0-0
ANZ BANK	15-4	11-2	2-1	1-1	1-0	8-2
GLENELG ANA	10-8	7-6	3-2	0-0	0-0	5-5
MODBURY HEIGHTS	10-3	0-0	4-1	3-0	3-2	0-0
NORWOOD UNION	7-6	1-1	1-4	1-0	4-1	1-0
SEAVIEW DOWNS	9-3	4-0	4-2	1-1	0-0	0-0
WOODCROFT	6-6	0-0	0-2	2-4	4-0	0-0
ST MARKS	6-4	1-1	1-2	3-1	1-0	1-1
MITSUBISHI	2-5	0-1	1-0	0-2	1-2	0-0
HAMILTON	6-2	2-1	2-1	0-0	2-0	0-0
CIVIL AVIATION	4-2	3-0	1-2	0-0	0-0	1-0
CAMPB'TOWN/ANZ	5-1	2-1	1-0	1-0	1-0	2-1
RIDGE PARK	5-1	0-0	0-0	3-0	2-1	0-0
CLAPHAM	2-3	0-0	1-2	1-1	0-0	0-0
COVE	2-4	0-0	1-2	0-0	1-2	0-0
MITCHAM	3-3	0-0	1-2	1-0	1-1	0-0
PORT NOARLUNGA	2-2	0-1	0-0	2-1	0-0	0-0
MORPHETT VALE	1-3	0-2	1-0	0-1	0-0	0-0
PARAFIELD GARDENS	3-1	3-1	0-0	0-0	0-0	0-0
CAMPBELLTOWN	2-2	1-2	1-0	0-0	0-0	0-0
KARANA	2-2	2-1	0-1	0-0	0-0	0-0
COWANDILLA	4-0	0-0	1-0	3-0	0-0	0-0
SEACOMBE SALV'N	3-0	0-0	2-0	0-0	1-0	0-0
P.T.C.C.	3-0	1-0	2-0	0-0	0-0	0-0
NATIONAL BANK	3-0	3-0	0-0	0-0	0-0	0-0
M.P.S.M.	1-2	0-0	1-2	0-0	0-0	0-0
NORTH PARK	2-1	0-0	0-0	0-0	2-1	0-0
ADELAIDE INDIANS	2-1	1-0	0-1	1-0	0-0	0-0
PORT DISTRICT	3-0	1-0	1-0	1-0	0-0	1-0
EASTWOOD	3-0	2-0	1-0	0-0	0-0	0-0
Others	23-14	9-0	13-8	1-4	0-0	2-1

## WARRADALE SCORING RECORDS

ALL GRADES:	Batting: lost	11864 Wickets, for	255215 Runs made, off	71608 Overs (21.51 runs/wkt, 3.56 runs/over)
	Bowling: taken	12682 Wickets, for	244053 Runs conceded, in	71295 Overs (19.24 runs/wkt, 3.42 runs/over)
A GRADE:	Batting: lost	3742 Wickets, for	83967 Runs made, off	24154 Overs (22.44 runs/wkt, 3.48 runs/over)
	Bowling: taken	4245 Wickets, for	78885 Runs conceded, in	24313 Overs (18.58 runs/wkt, 3.24 runs/over)
B GRADE:	Batting: lost	3726 Wickets, for	76817 Runs made, off	22052 Overs (20.62 runs/wkt, 3.48 runs/over)
	Bowling: taken	3886 Wickets, for	75004 Runs conceded, in	21772 Overs (19.30 runs/wkt, 3.44 runs/over)
C GRADE:	Batting: lost	2732 Wickets, for	57996 Runs made, off	15841 Overs (21.23 runs/wkt, 3.66 runs/over)
	Bowling: taken	2785 Wickets, for	56612 Runs conceded, in	15812 Overs (20.33 runs/wkt, 3.58 runs/over)
D GRADE:	Batting: lost	1664 Wickets, for	36435 Runs made, off	9560 Overs (21.90 runs/wkt, 3.81 runs/over)
	Bowling: taken	1766 Wickets, for	33552 Runs conceded, in	9398 Overs (19.00 runs/wkt, 3.57 runs/over)

## HIGHEST WARRADALE TEAM SCORES

<b>A GRADE:</b>	5-379	in	75.0 overs	v. KENILWORTH	WON 1st	at AWAY Ground	div 1 R11	1994/95
	6-372	in	60.0 overs	v. ANZ BANK	WON 1st	at AWAY Ground	div 1 R10	1990/91
	8-371	in	76.0 overs	v. SHEIDOW PARK	WON 1st	at AWAY Ground	div 1 R10	1995/96
	10-349	in	59.3 overs	v. KESWICK	WON 1st	at AWAY Ground	div 3 R13	2016/17
<b>B GRADE:</b>	9-375	in	60.0 overs	v. WESTERN YOUTH	WON 1st	at AWAY Ground	div 4 R11	2007/08
	10-363	in	71.2 overs	v. SHEIDOW PARK	LOST 1st	at AWAY Ground	div 2 R6	1994/95
	10-353	in	52.5 overs	v. WESTERN YOUTH	WON Outr	at AWAY Ground	div 4 R2	2014/15
	8-340	in	59.5 overs	v. NORTH HAVEN	WON 1st	at Mawson/Marymou	div 5 R5	2016/17
<b>C GRADE:</b>	8-423	in	60.0 overs	v. WOODCROFT	WON 1st	at AWAY Ground	div 6 R7	2007/08
	7-420	in	60.0 overs	v. PORT NOARLUNGA	WON 1st	at AWAY Ground	div 6 R2	2014/15
	7-343	in	61.0 overs	v. KENILWORTH	WON 1st	at Camden Primary	div 6 R11	1990/91
	8-330	in	58.0 overs	v. SHEIDOW PARK	WON 1st	at AWAY Ground	div 5 R3	1991/92
<b>D GRADE:</b>	3-372	in	60.0 overs	v. PLYMPTON FOOTB	WON 1st	at AWAY Ground	div 5 R11	2000/01
	10-366	in	59.4 overs	v. KESWICK	WON 1st	at AWAY Ground	div 6 R9	1992/93
	6-353	in	59.1 overs	v. KENILWORTH	WON 1st	at AWAY Ground	div 6 R4	1991/92
	7-351	in	60.0 overs	v. WOODCROFT	WON 1st	at Brighton High	div 7 S/F	2015/16

## LOWEST WARRADALE TEAM SCORES

<b>A GRADE:</b>	10- 24	in	25.5 overs	v. MORPHETTVILLE	LOST Out	at Brighton High	div 1 R10	2005/06
	10- 48	in	23.1 overs	v. PARAFIELD GARD	WON Outr	at Warradale Prim	div 6 R1	1979/80
	10- 51	in	21.2 overs	v. WESTERN YOUTH	LOST 1st	at Brighton High	div 1 R9	2004/05
	10- 55	in	29.1 overs	v. MITCHELL PARK	LOST 1st	at Brighton High	div 1 R5	2005/06
<b>B GRADE:</b>	10- 35	in	25.3 overs	v. MORPHETTVILLE	LOST Out	at Brighton High	div 3 R2	2008/09
	9A- 47	in	24.2 overs	v. PLYMPTON FOOTB	WON Outr	at Warradale Prim	div 7 R4	1980/81
	10- 56	in	26.4 overs	v. COROMANDEL	LOST 1st	at AWAY Ground	div 3 R5	2009/10
	10- 56	in	31.2 overs	v. MITCHELL PARK	LOST 1st	at AWAY Ground	div 3 R5	2005/06
<b>C GRADE:</b>	8A- 29	in	23.5 overs	v. WESTMINSTER O.	LOST Out	at Mawson/Marymou	div 4 R2	1998/99
	10- 29	in	22.2 overs	v. CLAPHAM	LOST Out	at AWAY Ground	div 5 R4	2008/09
	7A- 51	in	22.0 overs	v. ST GEORGE	LOST Out	at Mawson/Marymou	div 4 R9	1999/00
	8A- 51	in	32.0 overs	v. ST GEORGE	LOST Out	at Mawson/Marymou	div 4 R9	1999/00
<b>D GRADE:</b>	9A- 58	in	21.3 overs	v. SOUTH ROAD	LOST 1st	at AWAY Ground	div 6 R10	1995/96
	10- 60	in	28.0 overs	v. SOUTHERN	LOST 1st	at AWAY Ground	div 5 R4	1999/00
	10- 63	in	23.1 overs	v. ADELAIDE CAVAL	LOST Out	at AWAY Ground	div 6 R6	2003/04
	10- 64	in	25.0 overs	v. ADELAIDE CAVAL	LOST Out	at AWAY Ground	div 6 R6	2003/04

## HIGHEST OPPOSITION TEAM SCORES

<b>A GRADE:</b>	8-376	in	60.0 overs	by NORTH HAVEN	DRAW	at AWAY Ground	div 2 S/F	2010/11
	8-372	in	60.0 overs	by SHEIDOW PARK	LOST 1st	at AWAY Ground	div 2 R2	2012/13
	9-368	in	75.0 overs	by PLYMPTON FOOTB	LOST 1st	at AWAY Ground	div 1 R8	2001/02
	9-341	in	75.0 overs	by MORPHETTVILLE	LOST 1st	at Brighton High	div 1 R7	2002/03
<b>B GRADE:</b>	8-510	in	70.5 overs	by ROSEWATER	LOST 1st	at Camden Primary	div 2 R5	1987/88
	6-407	in	60.0 overs	by COROMANDEL RAM	LOST 1st	at AWAY Ground	div 2 R7	2003/04
	6-398	in	75.0 overs	by SHEIDOW PARK	LOST 1st	at AWAY Ground	div 2 R6	1994/95
	7-358	in	60.0 overs	by NORTH HAVEN	LOST 1st	at Camden Primary	div 3 R10	1989/90
<b>C GRADE:</b>	2d-385	in	39.0 overs	by WOODCROFT	LOST Out	at AWAY Ground	div 5 R5	2008/09
	8-376	in	60.0 overs	by PLYMPTON FOOTB	LOST 1st	at Camden Primary	div 4 R4	1993/94
	6-357	in	60.0 overs	by COROMANDEL	LOST 1st	at Camden Primary	div 4 R9	1992/93
	9-356	in	60.0 overs	by PLYMPTON FOOTB	LOST 1st	at AWAY Ground	div 4 R6	1999/00
<b>D GRADE:</b>	6-429	in	61.0 overs	by SHEIDOW PARK	LOST 1st	at AWAY Ground	div 6 R8	2002/03
	6-378	in	60.0 overs	by RIDGE PARK	LOST 1st	at Camden Primary	div 5 R4	1994/95
	6-348	in	60.0 overs	by MITSUBISHI	LOST 1st	at Camden Primary	div 5 R11	1993/94
	5-340	in	60.0 overs	by ST GEORGE	LOST 1st	at AWAY Ground	div 5 R4	1998/99

## LOWEST OPPOSITION TEAM SCORES

<b>Div.1:</b>	10- 57	in	23.3 overs	by COROMANDEL RAM	WON Outr	at AWAY GROUND	div 1 R1	2002/03
<b>A GRADE:</b>	9A- 35	in	21.5 overs	by COROMANDEL RAM	WON Outr	at Warradale Prim	div 2 R9	1983/84
	7A- 35	in	23.4 overs	by S.A. MACCABI	WON Outr	at Warradale Prim	div 6 R12	1979/80
	8A- 39	in	16.1 overs	by ICC SHARKS	WON 1st	at AWAY Ground	div 2 R4	2014/15
	9A- 40	in	26.5 overs	by HECTORVILLE	WON Outr	at AWAY Ground	div 6 R7	1979/80
<b>B GRADE:</b>	9A- 21	in	13.3 overs	by SOUTH ROAD	WON Outr	at Warradale Prim	div 5 R10	1982/83
	10- 22	in	12.4 overs	by ADELAIDE CAVAL	WON Outr	at Warradale Prim	div 4 R11	1983/84
	9A- 28	in	21.5 overs	by KENILWORTH	WON Outr	at Brighton High	div 3 R8	2001/02
	10- 32	in	17.4 overs	by SEAVIEW DOWNS	WON Outr	at Warradale Prim	div 7 R1	1980/81
<b>C GRADE:</b>	10- 29	in	22.3 overs	by SOUTHERN	WON Outr	at AWAY Ground	div 5 R1	2001/02
	10- 38	in	20.3 overs	by MITCHELL PARK	WON Outr	at Brighton High	div 7 R6	2016/17
	8A- 38	in	21.4 overs	by SOUTH ROAD	WON 1st	at AWAY Ground	div 4 R5	1999/00
	10- 39	in	25.2 overs	by SOUTHERN	WON Outr	at AWAY Ground	div 5 R1	2001/02
<b>D GRADE:</b>	9A- 25	in	11.3 overs	by COROMANDEL	WON Outr	at AWAY Ground	div 5 R2	1997/98
	10- 35	in	33.1 overs	by NORTH HAVEN	WON Outr	at Mawson/Marymou	div 5 R10	2000/01
	9A- 39	in	19.2 overs	by HAMILTON	WON Outr	at Brighton High	div 7 R2	2015/16
	10- 41	in	19.1 overs	by WOODCROFT	WON 1st	at AWAY Ground	div 7 R11	2014/15

## WINNING & LOSING SEQUENCES

### MOST SUCCESSIVE VICTORIES

<b>A GRADE</b>	15	R8	(90/91) – R9	(91/92)	Div. 1
	11	R8	(80/81) – R6	(81/82)	Div. 5/4
	10	R7	(79/80) – R4	(80/81)	Div. 6/5
	9	R2	(83/84) – R10	(83/84)	Div. 2
	8	R8	(93/94) – R2	(94/95)	Div. 1*
	8	R1	(96/97) – R8	(96/97)	Div. 1
<b>B GRADE</b>	7	R10	(85/86) – R5	(86/87)	Div. 1
	10	R1	(85/86) – R10	(85/86)	Div. 3
	9	R7	(83/84) – R4	(84/85)	Div. 4/3
	8	R2	(92/93) – R9	(92/93)	Div. 2
	8	R9	(82/83) – R5	(83/84)	Div. 5/4
	7	R1	(16/17) – R7	(16/17)	Div. 5
<b>C GRADE</b>	10	R1	(91/92) – R11	(91/92)	Div. 5
	8	R4	(96/97) – R11	(96/97)	Div. 5
	6	R1	(01/02) – R6	(01/02)	Div. 5
<b>D GRADE</b>	7	R7	(96/97) – GF	(96/97)	Div. 6
	7	R1	(15/16) – R7	(15/16)	Div. 7

### LONGEST UNDEFEATED SEQUENCE

<b>A GRADE</b>	20	R8	(90/91) – R1	(92/93)	Div. 1
	12	R7	(79/80) – R6	(80/81)	Div. 7/6
	11	R8	(93/94) – R5	(94/95)	Div. 1*
<b>B GRADE</b>	12	R7	(83/84) – R7	(84/85)	Div. 4/3
	10	R1	(80/81) – R10	(80/81)	Div. 7
<b>C GRADE</b>	10	R1	(91/92) – R11	(91/92)	Div. 5
	10	R9	(06/07) R7	(07/08)	Div 7/6
	8	R4	(96/97) – R11	(96/97)	Div. 5
	8	R5	(16/17) – R12	(16/17)	Div. 7
<b>D GRADE</b>	7	R7	(96/97) – GF	(96/97)	Div. 6
	7	R1	(15/16) – R7	(15/16)	Div. 7

### MOST SUCCESSIVE LOSSES

<b>A GRADE</b>	12	R7	(04/05) – R7	(05/06)	Div. 1
	6	R2	(06/7) – R7	(06/07)	Div. 1
	6	R9	(11/12) – R3	(12/13)	Div. 2
	5	R7	(04/05) – R11	(04/05)	Div. 1
	5	SF	(97/98) – R4	(98/99)	Div. 1
<b>B GRADE</b>	10	R9	(04/05) – R7	(05/06)	Div. 3
	10	R5	(87/88) – R3	(88/89)	Div. 2/3
	8	R9	(03/05) – R5	(04/05)	Div. 2
	9	R4	(94/95) – R1	(95/96)	Div. 2
	6	R2	(08/09) – R7	(08/09)	Div. 3
<b>C GRADE</b>	9	R3	(05/06) – R11	(05/06)	Div. 5
	9	R11	(03/04) – R8	(04/05)	Div. 5
	7	R1	(03/04) – R7	(03/04)	Div. 4
	5	R11	(93/94) – R4	(94/95)	Div. 4*
	5	R3	(13/14) R7	(13/14)	Div. 5
<b>D GRADE</b>	4	R6	(93/94) – R9	(93/94)	Div. 5
	4	R2	(13/14) R5	(13/14)	Div. 7

**Notes:**

The A Grade lost only 2 of its first thirty games from 1979/80 to 1981/82 including 10 outright wins.

The B Grade lost 1 of its first 14 games from 1980/81 to 81/82 and won 11 of its first 34 games outright.

An undefeated sequence includes one or more draws or ties on the first innings.

## HISTORY OF GROUNDS

YEAR	A GRADE	B GRADE	C GRADE	D GRADE
1979/80	Warradale Primary School			
1980/81 → 1985/86	Warradale Primary School	Warradale Primary School		
1986/87 → 1987/88	Camden Primary School	Camden Primary School		
1988/89	Morphettville Park	Morphettville Park		
1989/90	Plympton High School	Camden Primary School	Plympton High School (2)	
1990/91	Plympton High School	Plympton High School	Camden Primary School	
1991/92	Plympton High School	Plympton High School	Camden Primary School	Plympton High School (2)
1992/93	Plympton High School	Plympton High School	Camden Primary School	Camden Primary School
1993/94 → 1994/95	Brighton High School	Brighton High School	Camden Primary School	Camden Primary School
1995/96 → 1996/97	Mawson High School	Mawson High School	Camden Primary School	Camden Primary School
1997/98 → 2003/04	Brighton High School	Brighton High School	Mawson High (Mawson Oval)	Mawson High (Mawson Oval)
2004/05 → 2012/13	Brighton High School	Brighton High School	Mawson Oval (Marymount)	
2013/14 → Current	Mawson Oval (Marymount)	Mawson Oval (Marymount)	Brighton High School	Brighton High School

*NOTE: Mawson High School became Mawson Oval and then Marymount College in the 2000's*

## HISTORY OF CLUBROOMS

1979/80 – > 1986/87	Warradale Hotel
1987/88	Broadway Hotel
1988/89	Morphettville Park Clubrooms
1989/90 – > 1992/93	Plympton High School Old Scholars Football Club Clubrooms
1993/94	Warradale Park Tennis Club Clubrooms
1994/95	Brighton Lacrosse Club
1995/96 – > 1999/00	Brighton Rugby Union Club
2000/01 – > 2013/14	Brighton Lacrosse Club
2014/15 – > CURRENT	Marion RSL

## NOTES ON GROUNDS & CLUBROOMS

- Warradale Primary School oval was used for the first 7 years until we were asked to leave as a result of too many sixes being hit into neighbouring houses, threatening windows, plants and people.
- Camden Primary School was used for 10 years and was terminated at the end of 1996/97 due to school rationalization.
  - initially by the A's and B's and later by the C's and D's.
  - from 1988/89 to 1990/91, Camden was hired out by us to another cricket club.
- In 1988/89, it was decided to look for a larger ground for the A's and B's, Camden being too small for the higher grades. Morphy Parks was negotiated when St. Marks Cricket Club went out of operation temporarily for just the one season.
- Plympton High School was used for 4 years until such time that the school exorbitantly raised the Oval fees without notice, going back on a previous arrangement. Rob Edwards had done a wonderful job in initially negotiating Plympton. Another factor in leaving Plympton was that the future of the Plympton HOS Football Club Clubrooms became very uncertain with consistent rumours of an amalgamation and sale of the land. The land has now been sold and built on.
- Brighton High School was negotiated for a reasonable fee for 1993/94 and 1994/95.
- Renovations to Brighton High School forced the club to move to Mawson High School, on a temporary basis in 1995/96 and 1996/97 and returned long-term in 1997/98.
- The Club, after a successful year with Brighton Rugby Club Clubrooms in 1995/96, remained until 1999/2000, and then returned to Brighton Lacrosse Club after 5 years.

John Smith



**CLUB EXECUTIVE OFFICIALS**

SEASON	PRESIDENT	VICE PRESIDENT	SECRETARY	TREASURER
1979/80	Ted Medwell		Andrew Hodge	Tom Burnett
1980/81	Ted Medwell		Trevor Parham	Tom Burnett
1981/82	Mike Sheehan		Trevor Parham	Sandra Sheehan
1982/83	Mike Sheehan		Trevor Parham	Sandra Sheehan
1983/84	Mike Sheehan		Trevor Parham	Sandra Sheehan
1984/85	Mike Sheehan		Trevor Parham	Sandra Sheehan
1985/86	Mike Sheehan		Trevor Parham	Sandra Sheehan
1986/87	Mike Sheehan		Trevor Parham	Sandra Sheehan
1987/88	Mike Sheehan		Trevor Parham	Sandra Sheehan
1988/89	Peter Coombe		Trevor Parham	Colleen Cram
1989/90	Peter Coombe	Rob Edwards	Trevor Parham	Joanne Burnett
1990/91	Peter Coombe	Bill Burnett	Trevor Parham	Joanne Burnett
1991/92	Peter Coombe	Sam Conroy	Trevor Parham	Peter Young
1992/93	Peter Coombe	Trevor Parham	Sam Conroy	Mick Gibbie
1993/94	Peter Coombe	Trevor Parham	Sam Conroy	Mick Gibbie
1994/95	Peter Coombe	Trevor Parham	Tom Burnett	Mick Gibbie
1995/96	Peter Coombe/Trevor Parham	Trevor Parham / John Gibbie	Tom Burnett	Mick Gibbie / Geoff Bell
1996/97	Trevor Parham	John Gibbie	Tom Burnett	Geoff Bell
1997/98	Trevor Parham	John Gibbie	Tom Burnett / Paul Fuller	Geoff Bell
1998/99	Trevor Parham	John Gibbie	Jill Hall	Geoff Bell
1999/00	Trevor Parham	John Gibbie	Jill Hall	Geoff Bell
2000/01	Trevor Parham	John Smith	Jill Hall	Geoff Bell
2001/02	Trevor Parham	Andrew Hodge / Peter Young	Jill Hall	Geoff Bell
2002/03	Dominic Gibbie	Andrew Hodge / Peter Young	Mick Lyne	Geoff Bell
2003/04	Dominic Gibbie	Peter Young	Ashley Marshall	Geoff Bell
2004/05	Dominic Gibbie	Scott Deniet	Ashley Marshall	Geoff Bell
2005/06	Scott Deniet	Phil Davidson	Kristian Schultz	Geoff Bell
2006/07	Scott Deniet	Andrew Tonkin	Vickie Deniet	Geoff Bell
2007/08	Scott Deniet	Andrew Tonkin	Tracy Tozer	Geoff Bell
2008/09	Andrew Tonkin	Phil Monahan	Tracy Tozer	Geoff Bell
2009/10	Andrew Tonkin	Phil Monahan	Tracy Tozer	Geoff Bell
2010/11	Phil Monahan	Dominic Gibbie	Tracy Tozer	Geoff Bell
2011/12	Phil Monahan	Jason Conroy	Tracy Tozer	Geoff Bell
2012/13	Phil Monahan		Jill Conroy	Geoff Bell
2013/14	Anthony Green	Phil Monahan	Jill Conroy	Geoff Bell
2014/15	Anthony Green	Jason Conroy	Jill Conroy	Geoff Bell
2015/16	Anthony Green	Phil Monahan	Tracy Tozer	Dominic Gibbie
2016/17	Anthony Green	Phil Monahan	Tracy Tozer	Dominic Gibbie

**CLUB COMMITTEE MEMBERS**

SEASON	MANAGEMENT COMMITTEE	SOCIAL COMMITTEE	CHAIR OF SELECTORS
1982/83		T Barker (Chair), K Bailey, Lee Bailey, G Bell, Sam Conroy, A Hodge, Sandra Sheehan	
1983/84		G Bell (Chair), T Burnett, Sam Conroy, Anna Coombe, D Hodge, L Jennings, B Noble, T Patmore, Sandra Sheehan, Ann Smith	
1984/85	T Burnett, B Burnett, B Conroy, M Daly, A Hodge, B Noble	G Bell (Chair), T Barker, T Burnett, Sam Conroy, Colleen Cram, A Hodge, D Hodge, R Noble, P Steer, Sandra Sheehan, Ann Smith	
1985/86	B Burnett, B Conroy	G Bell (Chair), Sam Conroy, R Noble, Sandra Sheehan, Ann Smith	
1986/87	T Burnett, M Daly, A Hodge, J Williams, G Craigie, R Edwards, D Cram	G Bell (Chair), Colleen Cram, B Conroy, Sam Conroy, Deb Hodge, Liz Hutton, Jo Mazurke, R Noble, Sandra Sheehan, Ann Smith	
1987/88	A Hodge, J Williams, G Craigie, R Edwards	G Bell (Chair), Tom Burnett, B Conroy, Sam Conroy, Deb Hodge, R Noble, Sandra Sheehan, Ann Smith	
1988/89	T Burnett, B Burnett, J Williams, G Craigie, R Edwards, G Bell	Mary Williams (Chair), Jo Burnett, P Coombe, G Craigie, B Burnett, T Burnett, J Frankcom, Colleen Cram, Lorrelle Deane, Deb Hodge, P Hughes, T Medwell	
1989/90	G Craigie (Bar Manager), A Hodge, S Conroy, A Forster	B Burnett, T Burnett, B Conroy, D Hodge, A Wilkin	
1990/91	A Hodge, S Conroy, A Forster, P Young, J Hedger	B Burnett (Chair), G Bell, T Burnett, A Conley, J Conroy, G Craigie, D Mazurke	
1991/92	A Hodge, A Forster, J Hedger, G Bell, M Brown, G Craigie	D Mazurke (Chair), B Burnett, A Conley, G Craigie, D Gibbie, M Gibbie	
1992/93	G Bell, G Craigie, D Mazurke, T Barker	D Mazurke (Chair), G Bell, N Browne, B Burnett, T Burnett, A Conley	
1993/94	G Bell, A Conley, J Hall, A McDonald, J Smith	A Conley (Chair), N Browne, T Burnett, B Burnett, A Forster, W Holst	
1994/95	G Bell, G Craigie, A Conley, J Gibbie, J Smith	M Gibbie (Bar Manager), A Wilkin (Bar), D Gibbie (Bar)	
1995/96	B Burnett, G Bell, G Craigie, J Gibbie, J Smith	B Burnett (Chair)	
1996/97	G Craigie, P Davidson, R Edwards, J Smith	Bette Bradtke, J Gibbie, Gillian Pavey, P Thomson	
1997/98	R Edwards, D Gibbie, A Hodge, J Smith	Bette Bradtke, D Gibbie, P Thomson	R Edwards
1998/99	R Edwards, D Gibbie, A Hodge, J Smith	N Browne, A Conley, D Gibbie	R Edwards
1999/00	D Brown, R Edwards, D Gibbie, K Schultz, J Smith, M Williams	A Conley (Chair), J Beattie	R Edwards
2000/01	D Brown, J Conroy, D Gibbie, A Hodge, J Smith, R Edwards, C Huckstepp, A Wilkin, M Williams	K Schultz (Chair)	R Edwards
2001/02	D Brown, J Conroy, D Gibbie, A Hodge, J Smith, R Edwards, C Huckstepp, A Wilkin, M Williams	J Conroy (Chair)	R Edwards
2002/03	J Conroy, S Deniet, R Edwards, A Marshall, J Smith, Tatum Walding, A Wilkin	Tatum Walding (Chair)	R Edwards
2003/04	S Deniet, P Davidson, R Dey, R Edwards, J Smith, P Temby		D Brown
2004/05	A Conley, P Davidson, K Schultz, J Smith		D Brown
2005/06	G Craigie, P Marechal, A Marshall, Tracey Tozer, Tina Vincent		D Brown
2006/07	K Schultz, Tracey Tozer	K Schultz (Chair)	D Brown
2007/08	T Wembley, P Davidson, P Monahan, A Conley	A Conley (Chair)	D Brown
2008/09	T Wembley, A Conley, S Routledge	A Conley (Chair)	-
2009/10	P Davidson, B Harper	Vicki Deniet (Chair), K Schultz	-
2010/11	J Conroy	K Schultz, Vicki Deniet	D Brown
2011/12	D Gibbie, G Marks	G Marks (Chair), T Parham, A Marshall, K Schultz, Tina Vincent	D Brown
2012/13	K Schultz, A Conley, A Marshall	K Schultz, A Conley, A Marshall, T Parham	T Parham
2013/14	A Marshall	T Parham, J Conroy	T Parham
2014/15	A Marshall, Tracey Tozer, A Pansini, A Tonkin, J Smith	J Conroy	
2015/16	B Bryson, J Smith, A Pansini, M Gibbie	J Conroy, A Balym	M Gibbie
2016/17	A Pansini, B Bryson, A Tonkin, B Tonkin, S Deniet, J Conroy (Social)		A Tonkin

**NOTES:**

- No information on Management Committee members from 1979/80 to 1983/84
- Some information is missing on the Social Committee.

## CAPTAINS AND VICE-CAPTAINS

SEASON	A GRADE	B GRADE	C GRADE	D GRADE
1979/80	TREVOR PARHAM Dave Hodge			
1980/81	TREVOR PARHAM Andrew Hodge	DAVE PATMORE George Manos		
1981/82	TREVOR PARHAM Tom Burnett	DAVE PATMORE George Manos		
1982/83	BILL BURNETT Tom Burnett	BRIAN CONROY Dave Patmore		
1983/84	BILL BURNETT Peter Coombe	BRIAN CONROY John Smith		
1984/85	BILL BURNETT Peter Coombe	BRIAN CONROY John Smith		
1985/86	BILL BURNETT Peter Coombe	BRIAN CONROY Mike Daly		
1986/87	JOHN WILLIAMS Peter Coombe	MIKE DALY Andrew Hodge		
1987/88	JOHN WILLIAMS Tony Forster	BRIAN CONROY Geoff BELL		
1988/89	JOHN WILLIAMS Tony Forster	ROB EDWARDS Grant Craigie		
1989/90	BILL BURNETT Tony Forster	ROB EDWARDS Grant Craigie	MIKE DALY John Smith	
1990/91	BILL BURNETT Tony Forster	ROB EDWARDS Peter Coombe	MIKE DALY Michael Brown	
1991/92	BILL BURNETT Tony Forster	ROB EDWARDS Trevor PARHAM	DANNY MAZURKE Dom Gibbie	BRIAN CONROY Don Cram
1992/93	BILL BURNETT Tony Forster	TREVOR PARHAM Grant Craigie	DANNY MAZURKE Dom Gibbie	BRIAN CONROY Don Cram
1993/94	BILL BURNETT Tony Forster	TREVOR PARHAM Darren Pearce	DOM GIBBIE John Smith	JOHN GIBBIE / BRIAN CONROY Cameron Dey
1994/95	ANDREW CONLEY Mick Gibbie	GRANT CRAIGIE Paul Fuller	DOM GIBBIE -	ANDREW HODGE John Gibbie
1995/96	ANDREW CONLEY Mick Gibbie	GRANT CRAIGIE Paul Fuller	JOHN SMITH Rob Edwards	ANDREW HODGE Geoff Bell
1996/97	ANDREW CONLEY Tony Forster	GRANT CRAIGIE Paul Fuller	JOHN SMITH Rob Edwards	ANDREW HODGE Geoff Bell
1997/98	ANDREW CONLEY Graham Harrison	ANTHONY WILKIN Richie DEY	JOHN SMITH David Brown	ANDREW HODGE Geoff Bell
1998/99	ANDREW CONLEY Graham Harrison	ANTHONY WILKIN Mick Gibbie	ANDREW HODGE David Brown	DOM GIBBIE Geoff Bell
1999/00	Dave BURTENSHAW Kristian Schultz	MICK GIBBIE Andrew Huxtable	ANDREW HODGE Peter Humphery	DAVE BROWN Andrew Brown
2000/01	Dave BURTENSHAW Kristian Schultz	GREG ALSOP Andrew Huxtable	JASON CONROY Dave Ray	DAVE BROWN Andrew Brown
2001/02	Dave BURTENSHAW Kristian Schultz	GREG ALSOP Andrew Huxtable	JASON CONROY Dom Gibbie	DAVE BROWN Andrew Brown
2002/03	LACHLAN O'CONNELL Greg Alsop	MICK GIBBIE Anthony Wilkin	JASON CONROY Jarrod Wilson	PETER YOUNG Andrew Swift
2003/04	GREG ALSOP Kristian Schultz	MICK GIBBIE Anthony Wilkin	ASHLEY MARSHALL Mark Corey	PETER YOUNG Andrew Swift
2004/05	PHIL DAVIDSON Kristian Schultz	ANDREW TONKIN Anthony Wilkin	ASHLEY MARSHALL David Brown	
2005/06	PHIL DAVIDSON Kristian Schultz	ANDREW TONKIN Anthony Wilkin	ANDREW HUXTABLE David Brown	
2006/07	GREG ALSOP Kristian Schultz	PHIL MONAHAN Andrew Tonkin	DUNCAN SHEARER Trevor Parham	
2007/08	PHIL DAVIDSON Craig Wood	PHIL MONAHAN Anthony Wilkin	GRANT CRAIGIE Trevor Parham	
2008/09	BRENT HARPER S Routledge / P Davidson	PHIL MONAHAN Dom Gibbie	GRANT CRAIGIE / T PARHAM Andrew Conley	
2009/10	BRENT HARPER Paul Temby	STEVE ROUTLEDGE Phil Monahan	ANDREW CONLEY Trevor Parham	
2010/11	KRISTIAN SCHULTZ Wes Lipsett	DAVE PALMER Brenton Rowe	ANDREW CONLEY Trevor Parham	
2011/12	KRISTIAN SCHULTZ Wes Lipsett	DAVE PALMER Brenton Rowe	ANDREW CONLEY Trevor Parham	
2012/13	KRISTIAN SCHULTZ Wes Lipsett	DAVE PALMER Andrew Tonkin	ANDREW CONLEY Dom Gibbie	
2013/14	DAVE PALMER Rowan Williams	ANDREW CONLEY Ashley Marshall	JASON CONROY Brett Bryson	ANDREW TONKIN Grant Craigie
2014/15	DAVE PALMER Wes Lipsett	RICHIE DEY Paul Temby	JASON CONROY Brett Bryson	ANDREW TONKIN Anthony Wilkin
2015/16	ANTON BALYM Josh Deniet	RICHIE DEY Haimish Ferguson	GRANT CRAIGIE / P MONAHAN	BRETT BRYSON Tim Smith
2016/17	JOSH DENIET Anton Balyam	RICHIE DEY Ashley Marshall	BRETT BRYSON Angelo Pansini / Dan Claridge	JASON CONROY Grant Craigie

*Captain's name is in block print and left justified. Vice-Captain's name is in lower case and right justified.*

**CAPTAIN'S TROPHIES**

SEASON	A GRADE	B GRADE	C GRADE	D GRADE
<b>1979/80</b>	Andrew HODGE			
<b>1980/81</b>	Dave PATMORE	George MANOS		
<b>1981/82</b>	Bill BURNETT	Brian CONROY		
<b>1982/83</b>	Trevor PARHAM	Dave HODGE		
<b>1983/84</b>	Trevor PARHAM	George MANOS		
<b>1984/85</b>	?	John SMITH		
<b>1985/86</b>	?	?		
<b>1986/87</b>	Andrew DEANE	Tom BURNETT		
<b>1987/88</b>	Tony FORSTER	Geoff BELL		
<b>1988/89</b>	Andrew HODGE	Grant CRAIGIE		
<b>1989/90</b>	Andrew CONLEY	Bob NOBLE	Mike BROWN	
<b>1990/91</b>	Peter COOMBE	Peter YOUNG	Don CRAM	
<b>1991/92</b>	John WILLIAMS	Grant CRAIGIE	Mick McCULLOUGH	
<b>1992/93</b>	Shane RUSBY	Grant CRAIGIE	Mick McCULLOUGH	
<b>1993/94</b>	Andrew CONLEY	Darren PEARCE	Peter HUGHES	Cameron DEY
<b>1994/95</b>	Trevor PARHAM	Paul FULLER	Hamish CLARE	Andrew BROWN
<b>1995/96</b>	Anthony WILKIN Scott WILLIAMS	Michael HALL	Peter HUMPHERY	Dave BROWN
<b>1996/97</b>	John WILLIAMS	Gavin PERRYMAN	Tony LOY	Geoff BELL
<b>1997/98</b>	Mark WILLIAMS	Chris WATSON	Dave BROWN	Ashley MARSHALL
<b>1998/99</b>	Dave BURTENSHAW	Mick GIBBIE	Dave BROWN	Ashley MARSHALL
<b>1999/00</b>	Andrew CONLEY	Paul FULLER	Brenton ROWE	Jim GLENVILLE
<b>2000/01</b>	Anthony WILKIN	Andrew HODGE	Dave RAY	Greg MELLORS
<b>2001/02</b>	Brendon SIDON	Paul FULLER	Ashley MARSHALL	Geoff BELL
<b>2002/03</b>	Greg ALSOP	Peter HUGHES	Andrew HODGE	Anthony SCOTT
<b>2003/04</b>	Richard SIDON	Mick LYNE	Dave BROWN	Bang LUONG
<b>2004/05</b>	Paul TEMBY	Brenton ROWE	Duncan SHEARER	
<b>2005/06</b>	Andrew CONLEY	John SMITH	Mark BEAVIS	
<b>2006/07</b>	Paul TEMBY	Brenton ROWE	Josh DENIET	
<b>2007/08</b>	Scott DENIET	Justin FROST	Andrew BROWN	
<b>2008/09</b>	Andrew HUXTABLE	Peter BABBAGE	Braedon TONKIN	
<b>2009/10</b>	Nick RUSSELL	Greg MARKS	Anthony CADD	
<b>2010/11</b>	Richie DEY	Greg MARKS	Paul FLAMANK	
<b>2011/12</b>	Nick RUSSELL	Jacob MATTHEWS	Grant CRAIGIE	
<b>2011/12</b>	Josh DENIET	Glen REVELL	Paul FLAMANK	
<b>2013/14</b>	Rowan WILLIAMS	Chris GIBBIE	Troy SPANTON	Phil MONAHAN
<b>2014/15</b>	Anton BALYM	Dale BRUSNAHAN	Troy SPANTON	Dom GIBBIE
<b>2015/16</b>	Rowan WILLIAMS	Troy SPANTON	Anthony GREEN	Daniel CLARIDGE
<b>2016/17</b>	Nick BODEN	Braedon TONKIN	Glenn HARRIS	Grant CRAIGIE

# BATTING TROPHIES

Season	A GRADE										B GRADE									
	Div	Name	Inn	no	Runs	Ave	100	50	30	% of Team	Div	Name	Inn	no	Runs	Ave	100	50	30	% of Team
1979/80	6	BURNETT Tom	9	4	302	60.4	1	2	2	18										
1980/81	5	HODGE Andrew	12	2	512	51.2	1	5	1	24	7	NOBLE Bob	13	2	265	24.1	-	1	3	16
1981/82	4	BURNETT Tom	13	4	474	52.7	-	1	9	23	6	DALY Mick	13	1	467	38.9	2	2	-	22
1982/83	3	BURNETT Bill	11	5	432	72.0	1	2	2	20	5	CONROY Brian	13	2	628	57.1	2	3	1	25
1983/84	2	BURNETT Bill	12	3	438	48.7	1	1	4	21	4	SMITH John	11	3	406	50.8	-	5	-	20
1984/85	2	BURNETT Bill	13	1	434	36.2	2	-	3	17	3	DALY Mick	9	1	327	40.9	-	4	-	22
1985/86	1	BURNETT Bill	11	1	318	31.8	-	3	-	15	3	CONROY Brian	13	-	438	33.7	1	4	1	15
1986/87	1	PARHAM Trevor	12	-	363	30.3	-	3	4	16	2	CRAM Don	11	2	245	27.2	-	-	3	12
1987/88	1	EDWARDS Rob	9	1	288	36.0	1	-	4	16	2	CONROY Brian	13	-	308	23.7	-	1	4	14
1988/89	1	DEANE Andrew	10	-	360	36.0	1	3	-	17	2	EDWARDS Rob	11	-	364	33.1	-	3	2	21
1989/90	1	HARRISON Graham	12	2	315	31.5	-	1	4	16	3	WILLIAMS Mark	8	-	359	44.9	-	3	1	22
1990/91	1	BURNETT Bill	12	2	374	37.4	1	2	-	16	3	EDWARDS Rob	11	2	416	46.2	2	2	1	22
1991/92	1	HEDGER John	12	2	512	51.2	2	2	3	21	2	FULLER Paul	11	2	258	28.7	-	2	2	17
1992/93	1	GIBBIE Mick	12	-	274	22.8	-	1	5	15	2	EDWARDS Rob	11	3	306	38.3	1	1	2	16
1993/94	1	GIBBIE Mick	15	1	373	26.6	-	1	4	16	2	PARHAM Trevor	11	2	294	32.7	-	1	2	20
1994/95	1	BURNETT Bill	12	1	519	47.2	-	5	2	19	2	HALL Michael	11	2	267	29.7	1	-	1	17
1995/96	1	CONLEY Andrew	12	-	475	39.6	1	1	3	20	3	CRAIGIE Grant	13	2	355	32.3	-	3	2	16
1996/97	1	FORSTER Tony	10	1	428	47.6	-	5	2	20	2	PARHAM Trevor	9	1	267	33.4	1	-	2	19
1997/98	1	FORSTER Tony	14	-	522	37.3	2	2	1	20	2	FULLER Paul	8	-	233	29.1	-	2	1	18
1998/99	1	LISTON Dave	13	1	260	21.7	-	-	5	13	2	EDWARDS Rob	12	1	413	37.5	1	1	5	19
1999/00	1	KING Russell	11	-	412	37.5	-	3	3	19	2	GIBBIE Mick	13	-	367	28.2	-	1	5	16
2000/01	1	O'CONNELL Lachlan	9	-	431	47.9	2	3	-	25	2	ALSOP Greg	12	2	440	44	1	3	-	21
2001/02	1	O'CONNELL Lachlan	11	-	424	38.5	-	4	3	23	3	ALSOP Greg	12	1	667	60.6	3	2	4	27
2002/03	1	O'CONNELL Lachlan	10	1	359	39.9	-	3	1	19	2	GIBBIE Mick	12	1	576	52.4	-	5	4	23
2003/04	1	DAVIDSON Phil	15	1	369	26.4	-	2	2	16	2	GIBBIE Mick	11	-	251	22.8	-	-	2	15
2004/05	1	SCHULTZ Kristian	12	-	290	24.2	-	3	1	15	2	GIBBIE Dom	12	2	196	19.6	-	-	3	13
2005/06	1	ALSOP Greg	13	-	269	20.7	-	2	2	18	3	TONKIN Andrew	13	1	161	13.4	-	-	1	11
2006/07	1	DAVIDSON Phil	14	1	335	25.8	-	2	2	16	4	PALMER Dave	5	-	297	59.4	1	2	-	38
2007/08	2	ROUTLEDGE Steve	9	2	279	39.9	1	1	-	17	4	MONAHAN Phil	12	-	400	33.3	-	3	3	18
2008/09	2	TEMBY Paul	11	1	305	30.5	-	3	1	13	3	HUGHES Peter	12	-	208	17.3	-	-	4	11
2009/10	2	LIPSETT Wes	12	-	395	32.9	-	5	1	18	3	LIGHTFOOT Derek	7	2	245	49	-	2	1	26
2010/11	2	LIPSETT Wes	12	1	368	33.5	-	3	1	18	3	HUGHES Peter	8	1	222	31.7	1	-	2	19
2011/12	2	LIPSETT Wes	10	-	313	31.3	-	1	3	18	3	PALMER Dave	13	2	322	29.3	-	2	3	20
2012/13	2	LIPSETT Wes	11	-	368	33.5	-	4	2	20	4	PALMER Dave	12	1	339	30.8	-	3	2	16
2013/14	2	LIPSETT Wes	8	1	314	44.9	2	-	2	21	4	CONLEY Andrew	8	2	413	68.8	1	3	1	26
2014/15	2	LIPSETT Wes	10	-	379	37.9	-	3	2	20	4	FERGUSON Haimish	13	3	338	33.8	-	3	1	14
2015/16	2	BELSAK Andrew	11	-	398	36.2	1	2	1	21	4	WILSON Gary	9	3	355	59.2	-	4	2	21
2016/17	3	BALYM Anton	15	3	584	53.1	1	3	4	19	5	TEMBY Paul	6	-	428	71.3	2	1	1	33

➤ SHADED PLAYERS REPRESENT ASSOCIATION BATTING AWARDS – 5 Occasions (2 A Grade, 2 B Grade, 1 C Grade, 1 D Grade)

## BATTING TROPHIES

Season	C GRADE										D GRADE									
	Div	Player Name	Inn	no	Runs	Ave	100	50	30	% of Team	Div	Player Name	Inn	no	Runs	Ave	100	50	30	% of Team
1979/80																				
1980/81																				
1981/82																				
1982/83																				
1983/84		No Team										No Team								
1984/85																				
1985/86																				
1986/87																				
1987/88																				
1988/89																				
1989/90	6	DALY Mick	11	-	476	43.3	1	4	-	22										
1990/91	6	HODGE David	10	1	394	43.8	-	5	1	17										
1991/92	5	SHAW Phil	7	3	256	64.0	1	1	1	18	6	CONROY Brian	12	1	394	35.8	-	3	3	16
		GIBBIE Dom	12	3	256	28.4	-	1	3	10										
1992/93	4	HOLST Bill	7	-	265	37.9	1	2	-	16	6	EMERY Peter	9	-	535	59.4	2	2	2	29
1993/94	4	GIBBIE Dom	11	-	274	24.9	-	2	1	12	5	GIBBIE John	10	1	284	31.6	1	-	2	14
1994/95	4	GIBBIE Dom	11	1	189	18.9	-	-	3	10	5	GIBBIE John	11	-	400	36.4	1	3	1	17
1995/96	5	EDWARDS Rob	12	2	678	67.8	1	5	2	29	6	BELL Geoff	13	3	384	38.4	-	3	4	17
1996/97	5	EDWARDS Rob	14	3	437	39.7	1	2	4	20	6	HODGE Andrew	12	2	757	75.7	2	6	2	29
1997/98	4	EDWARDS Rob	7	1	282	47	-	2	4	24	5	HODGE Andrew	14	2	596	49.7	1	5	2	22
1998/99	4	HODGE Andrew	14	4	305	30.5	-	1	4	16	5	BELL Geoff	11	2	314	34.9	1	1	2	17
1999/00	4	HODGE Andrew	13	1	268	22.3	-	1	4	14	5	BELL Geoff	12	-	308	25.7	-	2	3	20
2000/01	4	PARR Ashley	12	-	192	16	-	-	3	11	5	BELL Geoff	11	-	367	33.4	-	5	1	18
2001/02	5	GIBBIE Dom	11	1	413	41.3	2	-	1	17	6	BELL Geoff	11	1	462	46.2	1	2	4	23
2002/03	4	COREY Mark	11	3	357	44.6	-	3	2	24	6	SWIFT Andrew	12	-	289	24.1	-	2	2	13
2003/04	4	COREY Mark	9	-	287	31.9	-	2	1	19	6	SWIFT Andrew	11	1	287	28.7	1	-	2	19
2004/05	5	PARHAM Trevor	9	1	383	47.9	1	2	-	23										
2005/06	5	MONAHAN Phil	10	-	265	26.5	-	2	1	20										
2006/07	7	PARHAM Trevor	5	-	392	78.4	2	2	1	38										
2007/08	6	CRAIGIE Grant	11	-	591	53.7	1	5	1	26										
2008/09	5	BELL Geoff	13	1	258	21.5	-	-	3	13										
2009/10	6	CONLEY Andrew	12	3	650	72.2	4	2	-	26										
2010/11	6	CONLEY Andrew	9	1	265	33.1	-	2	1	16										
2011/12	6	CONLEY Andrew	11	4	479	68.4	2	1	2	25										
2012/13	6	CONLEY Andrew	7	-	382	54.6	-	3	3	28										
2013/14	5	FERGUSON Jason	10	-	445	44.5	-	4	3	25	7	TONKIN Andrew	10	2	259	32.4	1	-	1	15
2014/15	6	MONAHAN Phil	7	-	229	32.7	-	3	-	22	7	RUSSELL Nic	4	1	176	58.7	-	1	3	29
2015/16	6	PANSINI Angelo	10	2	309	38.6	-	3	-	21	7	HUGHES Peter	10	1	364	40.4	1	-	4	18
2016/17	7	PANSINI Angelo	12	2	500	50.0	3	-	3	27	8	WILSON Gary	11	3	450	56.3	1	3	2	24

➤ SHADED PLAYERS REPRESENT ASSOCIATION BATTING AWARDS – 5 Occasions (2 A Grade, 2 B Grade, 1 C Grade, 1 D Grade)



## BOWLING TROPHIES

Season	A GRADE									B GRADE								
	Div	Name	Ovrs	Wkts	Ave	5w	3w	Ba/Wkt	% of Team	Div	Name	Ovrs	Wkts	Ave	5w	3w	Ba/Wkt	% of Team
1979/80	6	SINCLAIR Bob	207.4	43	8.8	2	5	29	26									
1980/81	5	SINCLAIR Bob	206.2	50	9.2	4	7	25	34	7	BELL Geoff	161.1	38	11.4	2	6	25	30
1981/82	4	BELL Geoff	172.2	44	9.3	3	5	24	33	6	PATMORE Dave	169.5	41	11.2	4	1	25	26
1982/83	3	COOMBE Peter A	100.4	30	11	-	7	20	31	5	PATMORE Dave	94.5	33	9.5	2	6	17	37
1983/84	2	PAPAGALLO Frank	151	29	14.1	1	5	31	27	4	STEER Peter	200.4	39	13.8	3	3	31	32
1984/85	2	PAPAGALLO Frank	145.3	34	13.8	3	4	26	33	3	DEANE Andrew	197	45	12.1	3	7	26	34
1985/86	1	COOMBE Peter A	100.3	23	17.2	1	2	26	28	3	BELL Geoff	137.5	24	16.8	2	3	34	31
1986/87	1	WILLIAMS John	130.2	22	13.7	-	5	36	25	2	BELL Geoff	140.4	28	15.7	2	4	30	37
1987/88	1	COOMBE Peter A	126.5	27	17.8	1	4	28	29	2	CRAIGIE Grant	104.1	15	23.9	-	3	42	24
1988/89	1	WILLIAMS John	180.4	29	18	1	4	37	31	2	BELL Geoff	164	19	27.1	-	3	52	22
1989/90	1	WILLIAMS John	178.3	33	13.8	2	3	32	27	3	SANTOS John PEARCE Mike	81.4 112.4	17 17	19.8 21.2	- 1	3 1	29 40	19 36
1990/91	1	WILLIAMS John	191.1	28	14.8	-	6	41	23	3	CRAIGIE Grant	163.4	26	18	2	3	38	20
1991/92	1	BROWNE Noel	153.2	34	15	3	4	27	28	2	BARNETT Mick	121.1	22	12.1	-	5	33	25
1992/93	1	COOMBE Peter A	125.1	24	15.8	1	5	31	32	2	BARNETT Mick	137	27	11.6	2	3	30	30
1993/94	1	WILLIAMS John	159.4	26	15.9	-	5	37	22	2	CRAIGIE Grant	114	17	21.6	-	3	40	20
1994/95	1	WILKIN Anthony	155.1	24	19.6	2	4	39	22	2	HUCKSTEPP Craig SMITH John	58 108.4	17 17	7.4 27.9	2 -	1 3	20 38	44 25
1995/96	1	WILLIAMS John	200.3	27	15	1	4	45	26	3	CRAIGIE Grant	131.5	27	13.7	1	4	29	25
1996/97	1	WILLIAMS John	163	24	14.4	1	4	41	26	2	CRAIGIE Grant	66.5	13	17.2	-	2	31	14
1997/98	1	BROWNE Noel	145.1	25	21.5	1	2	35	20	2	WILKIN Anthony	152.1	25	13.4	-	5	37	26
1998/99	1	LISTON Dave	153	26	17.8	2	2	35	30	2	WILKIN Anthony	174.1	31	13.7	1	6	34	29
1999/00	1	BURTENSHAW Dave KING Russell	139.4 154.1	25 25	15.4 18.8	1 -	2 5	34 37	23 22	2	GIBBIE Mick	133.4	26	18	1	3	31	22
2000/01	1	WILKIN Anthony	227.5	47	15.6	3	7	29	41	2	HUXTABLE Andrew	64	11	27.5	-	2	35	23
2001/02	1	WILKIN Anthony	155.4	25	19.4	2	3	37	27	3	BEATTIE John	117.2	31	10.4	-	6	23	25
2002/03	1	DENIET Scott	170.4	30	15.3	1	5	34	29	2	WILKIN Anthony	207.3	38	13.5	2	5	33	28
2003/04	1	SMITH Dave	118.5	25	17.2	2	3	29	37	2	GIBBIE Mick	98.1	20	20	-	3	29	23
2004/05	1	SIDON Brendon	137.4	18	24.7	1	2	46	22	2	TONKIN Andrew	96.3	17	20.1	1	2	34	23
2005/06	1	EDWARDS Shaun	171.2	31	25.1	2	4	33	37	3	WILLIAMS Scott	100.4	20	16.5	1	3	30	31
2006/07	1	DENIET Scott	148.3	17	31.4	-	3	52	20	4	WILLIAMS Scott	77.4	13	14.1	-	2	36	28
2007/08	2	WOOD Craig	109.3	30	13.3	2	4	22	33	4	WILKIN Anthony	122.2	23	12.6	1	4	32	29
2008/09	2	SIDON Brendon	137.3	23	16.1	1	2	36	22	3	WILKIN Anthony	111.1	17	21.6	1	1	39	31
2009/10	2	HARPER Brent	104	31	10.2	1	6	20	25	3	WILKIN Anthony TONKIN Andrew	104 73.3	12 12	23.5 23.9	- -	2 1	52 37	22 29
2010/11	2	MARSHALL Ashley	93	22	18.5	-	6	25	20	3	ROWE Brenton	41.5	15	14.5	1	2	17	20
2011/12	2	WILLIAMS Rowan	123.4	21	16.4	1	3	35	28	3	MARSHALL Ashley	131	25	17.6	1	4	31	31
2012/13	2	WILLIAMS Rowan	145.3	25	17.2	1	3	35	28	4	MARSHALL Ashley	139	26	15.6	-	4	32	29
2013/14	2	ISLAM Robiul	143.5	30	13.6	2	6	29	36	4	MARSHALL Ashley	95	20	22.4	-	3	28	25
2014/15	2	MARSHALL Ashley	99.5	26	11.3	1	4	23	23	4	BRUSNAHAN Dale	129	29	14.9	-	4	27	25
2015/16	2	WILLIAMS Rowan DENIET Josh	89 98	13 13	20.7 23.8	- -	2 3	41 45	14 14	4	MARSHALL Ashley	110.2	23	11.2	1	3	29	27
2016/17	3	DENIET Josh	170.5	48	6.5	3	6	21	32	5	MARSHALL Ashley	139.4	33	13.9	2	4	25	29

➤ SHADED PLAYERS REPRESENT ASSOCIATION BOWLING AWARDS – 8 Occasions (4 A Grade, 3 B Grade, 1 C Grade, 2 D Grade)

# BOWLING TROPHIES

Season	C GRADE									D GRADE								
	Div	Name	Ovrs	Wkts	Ave	5w	3w	Ba/Wkt	% of Team	Div	Name	Ovrs	Wkts	Ave	5w	3w	Ba/Wkt	% of Team
1979/80																		
1980/81																		
1981/82																		
1982/83																		
1983/84		No Team									No Team							
1984/85																		
1985/86																		
1986/87																		
1987/88																		
1988/89																		
1989/90	6	WILLCOX Steve	100	19	13.7	-	3	32	23									
1990/91	6	MAZURKE Danny	181	33	14.5	3	2	33	29									
1991/92	5	MAZURKE Danny	176.4	42	11.6	3	5	25	36									
1992/93	4	SMITH John	113.4	31	13.5	3	2	22	39									
1993/94	4	BROWN Mike	114	23	18.6	2	2	30	26									
1994/95	4	SCOTT Ron	93	12	28.1	-	2	46	18									
1995/96	5	SMITH John	100.3	18	19.7	-	3	34	17									
1996/97	5	McNAMARA Trinity	112.4	28	11.7	2	4	24	39									
1997/98	4	SCOTT Ron	180	25	15.6	2	-	43	25									
1998/99	4	SMITH John	106.1	29	9.1	3	3	22	27									
1999/00	4	HUMPHERY Peter	129.5	19	26.4	1	1	41	21									
2000/01	4	MARSHALL Ashley	50.4	12	20.2	-	2	25	43									
2001/02	5	SMITH John	141.4	32	12.1	2	2	27	27									
2002/03	4	SMITH John TONKIN Andrew	108.2 143.2	23 23	16.5 20.5	1 1	2 2	28 37	26 25									
2003/04	4	SCOTT Ron	98.5	21	14	1	1	28	30									
2004/05	5	BROWN David F MARSHALL Ashley	80 120	18 18	14.7 21.7	- -	4 2	27 40	28 19									
2005/06	5	BROWN David F	122.5	17	21.3	-	3	43	21									
2006/07	7	SMITH John BROWN David F	65.3 98	18 18	12.9 15.2	- 1	3 3	22 33	27 27									
2007/08	6	SMITH John	68.1	18	12.2	1	1	23	25									
2008/09	5	SMITH John	61.1	11	29.2	-	1	33	17									
2009/10	6	BROWNE Noel	108.2	19	20.2	-	4	34	20									
2010/11	6	BROWN David F	45	14	9.8	-	2	19	24									
2011/12	6	WILKIN Anthony	126.5	20	12.9	-	2	38	18									
2012/13	6	TRUSCOTT Chad	123.5	25	16.9	2	3	30	29									
2013/14	5	MILDREN Bryan BRYSON Brett	112 102.3	16 16	17.8 24.0	1 1	1 1	42 38	26 24									
2014/15	6	BRYSON Brett	80.3	14	25	-	2	34	18									
2015/16	6	WILKIN Anthony	125	19	15.9	1	-	39	19									
2016/17	7	BRYSON Brett	115.3	33	10.2	1	4	21	22									
	6	HUMPHERY Peter	142.4	25	18.1	2	2	34	30									
	6	BELL Geoff GIBBIE John	78.3 80	22 22	10.8 13.5	1 3	2 1	21 22	22 37									
	5	GIBBIE John	97.2	24	17	1	5	24	26									
	5	GIBBIE John	100.2	33	14.3	4	2	18	32									
	6	GIBBIE John	152.3	37	15.7	3	5	25	39									
	6	GIBBIE John	204.2	57	10.3	6	6	22	43									
	5	GIBBIE John	128.5	29	17	1	3	27	25									
	5	GIBBIE John	91	19	18.1	-	3	29	23									
	5	BROWN David F	164.1	31	15.1	-	6	32	27									
	5	BROWN David F	135.5	21	17.6	-	3	39	17									
	6	BROWN David F	131.5	22	16.8	1	3	36	25									
	6	MARSHALL Ashley	83.1	18	16.4	-	4	28	30									
	6	WILLCOX Steve	132.2	23	16.7	1	3	35	26									
		No Team																
	7	WILKIN Anthony	91.1	20	12.2	2	3	27	30									
	7	WILKIN Anthony	83	15	16.4	-	2	33	21									
	7	CORNELISSEN Jack BRYSON Brett	108.2 113.3	28 28	7.5 12.7	1 2	4 1	23 24	22 21									
	8	GREEN Anthony	87.5	15	18.6	-	2	35	22									

➤ SHADED PLAYERS REPRESENT ASSOCIATION BOWLING AWARDS – 8 Occasions (4 A Grade, 3 B Grade, 1 C Grade, 2 D Grade)

## CLUB TROPHIES

SEASON	CRICKETER OF THE YEAR	BEST ALL-ROUNDER	MOST IMPROVED	BEST FIELDER	PRESIDENT'S TROPHY	MVP FINALS	MVP GRAND FINAL
1979/80		D FORDHAM					
1980/81		T PARHAM	J SMITH				
1981/82	D PATMORE	S JOYCE (A's) G MANOS (B's)	A MCLACHLAN				
1982/83	B CONROY	T BURNETT (A's) G MANOS (B's)	J SMITH				
1983/84	P STEER	P COOMBE (A's) G BELL (B's)	S WILLIAMS				
1984/85	A DEANE					P COOMBE	
1985/86	J WILLIAMS					W HOLST	
1986/87	J WILLIAMS	A FORSTER	D TRAPPETT	S WILLIAMS		J WILLIAMS	
1987/88	B CONROY	P COOMBE	G CRAIGIE	P STEER			
1988/89	J WILLIAMS	J WILLIAMS	M PEARCE	M PEARCE			
1989/90	J WILLIAMS	J WILLIAMS	P YOUNG	G HARRISON		G BELL	
1990/91	J WILLIAMS	D MAZURKE	C HUCKSTEPP	J CONROY	S RUSBY	J WILLIAMS	
1991/92	D MAZURKE	A FORSTER	P SHAW	C COOMBE	M GIBBIE	R MITCHELL	
1992/93	J SMITH	J GIBBIE	M KNOWLES	P DUGGIN	T BURNETT	G BELL	P COOMBE
1993/94	J WILLIAMS	J GIBBIE	S WOOD	J CONROY	A WILKIN	R MITCHELL	
1994/95	J GIBBIE	A CONLEY	J LANDORF	R DEY	A HODGE	J WILLIAMS	J WILLIAMS
1995/96	J GIBBIE	A CONLEY	R DEY	D LITSTER	P DAVIDSON	R SCOTT	A FORSTER
1996/97	J GIBBIE	T MCNAMARA	D PALMER	A MADDERN	M GIBBIE	A FORSTER	J GIBBIE
1997/98	T FORSTER	A FORSTER	D BROWN	C WATSON	G BELL	J GIBBIE	
1998/99	J SMITH	D LISTON	B LUONG A GREEN	D PALMER	S WILLIAMS	A WILKIN	
1999/00	R KING	R KING	A HUXTABLE	R DEY	A WILKIN	A WILKIN	
2000/01	K SCHULTZ	A MARSHALL	M LYNE	P DAVIDSON	J CONROY		
2001/02	G ALSOP	M GIBBIE	S DENIET	A HUXTABLE	A HUXTABLE	A MARSHALL	M GIBBIE
2002/03	M GIBBIE	S BRAMMY	P TEMBY	M BARTON	S WILLIAMS	M BARTON	D GIBBIE
2003/04	M GIBBIE	S WILLCOX	P DAVIDSON	S WILLCOX	J SMITH		
2004/05	P TEMBY	P TEMBY	D GRAHAM	B ROWE	G CRAIGIE		
2005/06	A HUXTABLE	K SCHULTZ	D SHEARER	A HUXTABLE	J SMITH		
2006/07	K SCHULTZ	D BROWN	J FROST	P DAVIDSON	D PALMER		
2007/08	A MARSHALL	A MARSHALL	J DENIET	P TEMBY	S ROUTLEDGE		
2008/09	A MARSHALL	T MCNAMARA	R DEY	P BABBAGE	T PARHAM	K SCHULTZ	
2009/10	B HARPER	B HARPER	B TONKIN	D PALMER	S ROUTLEDGE	W LIPSETT	
2010/11	W LIPSETT	W LIPSETT	B ROWE	D PALMER	Tracey TOZER	R WILLIAMS	
2011/12	R WILLIAMS	J DENIET	J MATTHEWS	D PALMER	A CONLEY	C HUCKSTEPP	
2012/13	K SCHULTZ	A GREEN	B ARMAN	B ARMAN	K SCHULTZ		
2013/14	A PANSINI	A PANSINI	R ISLAM	A PANSINI	J CONROY	R ISLAM	
2014/15	A PANSINI	L FERGUSON	A MARTIN	D MAHONEY	P HUGHES	R ISLAM	
2015/16	A PANSINI	J CORNELISSEN	L FERGUSON	J CORNELISSEN	B MILDREN	P HUGHES	
2016/17	A PANSINI	J DENIET	B TONKIN	G HARRIS	T SPANTON	C BROOKER	J DENIET (A's) B TONKIN (B's) M SCHMIAUKE (C's)

## CLUB AWARDS

SEASON	OUTSTANDING SERVICE AWARD	SUPPORTER OF THE YEAR	GOLDEN GLOBE AWARD	BROKEN STUMP AWARD
1989/90	Trevor PARHAM	Anita WILLIAMS		
1990/91	Bill BURNETT	Sally PERKINS		
1991/92	Trevor PARHAM	Sarah ADAMSON		
1992/93	Mick GIBBIE	Jill HALL	Matthew KNOWLES (no runs)	
1993/94	Peter HUGHES	Mary WILLIAMS	Anthony WILKIN	
1994/95	John GIBBIE	Kate WILLOUGHBY	Richie DEY (5 ducks)	
1995/96	Geoff BELL	Dave HODGE	Trevor PARHAM (3 ducks)	
1996/97	John SMITH	Graham WILKINS	Scott WILLIAMS (3 ducks)	
1997/98	Trevor PARHAM	Mick & Pat HARRISON	Columbia CARNEY (4 ducks)	
1998/99	John SMITH	Pat BROWN	Dave BROWN (2 ducks)	
1999/00	Kristian SCHULTZ	Jodie BEATTIE	Dave PALMER (2 ducks)	
2000/01	Andrew HODGE	Jodie BEATTIE	Richie DEY (5 ducks)	Craig HUCKSTEPP (6 for 361)
2001/02	Dave HODGE	Tatum WALDING	Jason CONROY (3 ducks)	Andrew CONLEY (1 for 110)
2002/03	Tatum WALDING	Vicki DENIET	Peter YOUNG (6 ducks)	Trevor PARHAM (2 overs with triple bouncing balls)
2003/04	Dom GIBBIE	Lisa BRAYSHER	Trevor PARHAM (5 ducks)	Simon BRAMMY (1 for 147)
2004/05	Brighton Lacrosse Club	Simon BRAMMY	Dave PALMER (3 ducks)	Anthony WILKIN
2005/06	Geoff BELL	Tracy TOZER	Peter HUGHES (4 ducks)	Jarrold WILSON (1 for 187)
2006/07	Kristian SCHULTZ	Vicki DENIET	Ashley MARSHALL (4 ducks)	Noel BROWNE (2 for 195)
2007/08	Tracy TOZER	Mitchell Park Football Club	Andrew CONLEY (3 ducks)	Kristian SCHULTZ (bat throwing)
2008/09	Tracy TOZER	Tina VINCENT	Phil, Justin & Peter MONAHAN (7 collective ducks)	Dave BROWN (3 for 166)
2009/10	Vicki DENIET	Debra, Megan, Ashlee HARPER	Greg MARKS (4 ducks)	B Grade bowlers v South Coasters
2010/11	Trevor PARHAM	Mal WILLIAMS	Paul REES (4 ducks)	Jason CONROY (2 overs, 0-29)
2011/12	Geoff BELL	Eli TAVARES	Richie DEY (4 ducks)	Dave BROWN (34 off an over)
2012/13	Craig HUCKSTEPP	Geoff BELL	Rowan WILLIAMS (4 ducks)	Braedon TONKIN (12 ball over)
2013/14	Jill CONROY	Ivan JURIC	Paul TEMBY	Anthony GREEN (2 for 233)
2014/15	Geoff BELL	Naomi REID	Haimish, Lachy & Jason FERGUSON (all made ducks in R8 v ICC Sharks)	The TONKIN Family (Andrew & Braedon)
2015/16	Angelo PANSINI	Natalie FEURERHERDT	Rowan WILLIAMS (4 ducks)	Marc SCHMIAUKE (2 for 157)
2016/17	Jason CONROY	Jeff HARRIS	Andrew TONKIN (4 ducks)	The ARMAN Brothers (5 for 257)

## ASSOCIATION AWARDS

SEASON	AWARD	PLAYER	SEASON	AWARD	PLAYER
1980/81	Div. 5 Batting Div. 5 Bowling	Andrew HODGE – 511 runs Bob SINCLAIR – 50 wickets	2014/15	Div.2 W/ Keeping Div.4 Bowling	Anton BALYM – 42 votes Dale BRUSNAHAN – 26 wickets
1982/83	Div. 5 Batting	Brian CONROY – 628 runs	2015/16	Div.6 W/Keeping Div.6 Fielding Div.7 Fielding	Greg MARKS – 34 votes Jason CONROY – 9 votes Glenn HARRIS – 10 votes
1984/85	Div. 3 Bowling	Andrew DEANE – 45 wickets	2016/17	Div.3 + 1-3 Batting Div.3 + 1-3 Bowling Div.3 W/Keeping Div.3 Fielding Div.5 Bowling Div.7 Fielding	Anton BALYM – 484 runs Josh DENIET – 37 wickets Anton BALYM – 58 votes Jack CORNELISSEN – 11 votes Ash MARSHALL – 33 wickets Glenn HARRIS – 18 votes
1990/91	Div. 1 Bowling	Noel BROWNE – 34 wickets			
1993/94	Div. 1-7 W/Keeping	Darren PEARCE – 45 votes			
1995/96	Div. 4-7 Batting Div. 4-7 Bowling	Rob EDWARDS – 678 runs John GIBBIE – 37 wickets			
1996/97	Div. 6 Batting Div. 4-6 Bowling	Andrew HODGE – 695 runs John GIBBIE – 52 wickets			
1997/98	Fielding	Chris WATSON – 17 votes			
2000/01	Div. 1 Bowling	Joel WILKIN – 47 wickets			
2001/02	Div. 2 Batting Div. 5 Bowling	Greg ALSOP – 562 runs John SMITH – 30 wickets			
2007/08	Div. 1-7 W/Keeping	Andrew HUXTABLE – 42 votes			
2013/14	Div. 5 Fielding	David JONES – 7 votes			

- A total of 29 Association Trophies have been won by Warradale players.
- Anton Balyam has won 4 awards, while Andrew Hodge, John Gibbie & Glenn Harris have won 2 awards.

## ADELAIDE & SUBURBAN CRICKET ASSOCIATION

### PREMIERSHIP WINNERS 1899/00 - 2016/17

YEAR	DIV. 1	DIV. 2	YEAR	DIV. 1	DIV. 2	DIV. 3	DIV. 4	DIV. 5
1899-00	Bowden		1936-37	Goodwood Baseball	Grange	Foy & Gibson		
1900-01	Bowden		1937-38	Hawthorn	Goodwood	Goodwood Baseball		
1901-02	Bowden		1938-39	Hawthorn	Myer Emporium	Coromandel		
1902-03	West Torrens		1939-40	Hawthorn	Coromandel	Kenilworth Footb.		
1903-04	Bankville		1940-41	Southwark	Unley ANA			
1904-05	Bankville		1941-42	Fulham				
1905-06	Prospect		1942-43	Sturt				
1906-07	Bankville		1943-44	Fulham				
1907-08	Prospect		1944-45	YMCA	Coromandel			
1908-09	Prospect		1945-46	Coromandel	Air Force			
1909-10	South United		1946-47	YMCA	Holdfast	Coro Ramblers		
1910-11	South United		1947-48	Coromandel	Southwark	Shell		
1911-12	South United	Wellington	1948-49	Southwark	Malvern	Goodwood Baseball	Sturt II	Coldstream
1912-13	Prospect	Kenilworth	1949-50	ETSA	Kenilworth	Glenelg Stragglers	Glen Osmond Red	
1913-14	South United	Kenilworth	1950-51	Sturt Colts	Glenelg Stragglers	Healings	Advertiser Press	
1914-15	Bowden	Wattle	1951-52	Grange	Grange II	Advertiser Press	Blackwood RSL	
1915-16	Norwood Footballers	Welland	1952-53	Sturt	St Marks	Blackwood RSL	Edwardstown 'B'	
1916-17	Norwood Footballers		1953-54	Coromandel	Taxation	Newton McLaren	Burnside	Thebarton CYMS
1917-18	Foresters		1954-55	Coromandel	LRWE	Fulham	Elder Smith	Goodwood CYMS
1918-19	Wallaby		1955-56	Sturt	Fulham	Thebarton CYMS	Ascot Park II	Glenelg RSL
1919-20	Prospect		1956-57	South Road	Glenelg Stragglers	Glenelg RSL	Brighton	SA Rubber Mills
1920-21	Prospect		1957-58	Kenilworth	Fauldings	Glenelg Stragglers II	SA Rubber Mills	Wanderers
1921-22	St Luke		1958-59	Sturt	Fulham	Keswick White CYMS	Wanderers	Hackney Rovers
1922-23	Wallaby		1959-60	Kenilworth	Kenilworth II	Newton McLaren	Happy Valley	
1923-24	St Luke		1960-61	Kenilworth	Marion II	Happy Valley	Coromandel II	
1924-25	YMCA		1961-62	St Marks	Brompton	Shell	Mehaffays	
1925-26	St Luke		1962-63	South Road	Shell	South Road II	Rooland	
1926-27	YMCA		1963-64	Grange	Coro Ramblers	Belair	Keswick Red CYMS	
1927-28	East Adelaide		1964-65	Kenilworth	Fulham	Coromandel II	Plympton Footb.	
1928-29	Adeiphian		1965-66	Kenilworth	Brompton	Rooland	Grange III	
1929-30	Glen Osmond		1966-67	South Road	Rooland	Plympton Footb.	Salesian OBA	
1930-31	Fulham	Parkside	1967-68	South Road	Plympton Footb.	Newton McLaren	Western Districts II	
1931-32	YMCA	Wallaby	1968-69	Plympton Footb.	Mitchell Park	Civil Aviation	Plympton Footb. II	
1932-33	Fulham	Glen Osmond	1969-70	South Road	Coro Ramblers	ANZ Bank	Adult Deaf	
1933-34	Walkerville	East Adelaide	1970-71	Kenilworth	St Marks	Salesian OBA	Coro Ramblers II	
1934-35	YMCA	Hawthorn	1971-72	South Road	Civil Aviation	Clapham	South Road III	
1935-36	Southwark	Postal Electricians	1972-73	Plympton Footb.	Camden Footballers	Chrysler	Seaton Ramblers II	Kenilworth IV

YEAR	DIV. 1	DIV. 2	DIV. 3	DIV. 4	DIV. 5	DIV. 6	DIV. 7	DIV. 8	DIV. 9
1973-74	South Road	Salesian OBA	Seaton Ramblers	Seaton Ramblers II	Camden Footb. II				
1974-75	Kenilworth	Camden Footb.	Southern Districts	St Marks II	Chrysler II				
1975-76	St Marks	Norwood Union	Mitchell Park II	Camelec	Norwood Union II				
1976-77	St Marks	Civil Aviation	Keswick II	Keswick III	Civil Aviation II				
1977-78	Mitchell Park	Kenilworth	Salesian II	ANZ Bank II	Coro Ramblers III	North Haven			
1978-79	Hectorville	Clapham	Keswick White	North Haven	Netley	ANZ Bank III	North Haven II		
1979-80	Clapham	ANZ Bank	North Haven	Westminster OS	PTCC II	Eastwood	Plympton Footb. III		
1980-81	Hectorville	MPSM	Kenilworth II	Eastwood	Mitchell Park III	Campbelltown II	Karana		
1981-82	ANZ Bank	Civil Aviation	PTCC	<b>Warradale</b>	Karana	<b>Warradale II</b>	<b>Warradale II</b>	Glenelg Lacrosse	
1982-83	Coro Ramblers	Keswick	<b>Warradale</b>	Savings Bank	<b>Warradale II</b>	North Haven II	Hectorville IV		
1983-84	Coro Ramblers	Norwood Union	Karana	<b>Warradale II</b>	Westminster OS II	Henley OS	Keswick V		
1984-85	Plympton Footb.	<b>Warradale</b>	Plympton Footb. II	Rosewater	Coromandel III	ETSA Cavaliers	Seaview Downs IV		
1985-86	Hectorville	Civil Aviation	<b>Warradale II</b>	Henley OS	State Bank II	St George	State Bank III		
1986-87	Westminster OS	Morphettville Park	Keswick H	Adelaide Cavaliers	St George	Hectorville IV	Norwood Union III		
1987-88	Keswick	Saints	Panorama	Coro Ramblers III	Cowandilla	St George II	Coro Ramblers IV		
1988-89	South Road	Mitchell Park II	St George	Mitchell Park III	PTCC	Osborne	Hectorville IV		
1989-90	Plympton Footb.	State Bank	North Haven	Mitcham	Coromandel III	Osborne II	Plympton Footb. V		
1990-91	<b>Warradale</b>	North Haven	Coro Ramblers II	ANZ Bank II	Plympton Footb. IV	ANZ Bank IV	South Road IV		
1991-92	<b>Warradale</b>	St Marks	Adelaide Cavaliers	Keswick III	St Marks II	Mitsubishi	St Marks III		
1992-93	<b>Warradale</b>	Panorama	Hectorville II	Sheidow Park	North Haven III	<b>Warradale IV</b>	Modbury Heights III		
1993-94	<b>Warradale</b>	Kenilworth	State Bank	St George II	South Road III	Norwood Union II	Sheidow Park II		
1994-95	Coro Ramblers	Sheidow Park	Norwood Union	Plympton Footb. III	Mitchell Park III	Plympton Footb. V	Coromandel IV		
1995-96	Keswick	Plympton Footb. II	Keswick II	Glenelg ANA II	ICC Sharks	Morphettville Pk III	Plympton Footb. VI		
1996-97	South Road	Glenelg ANA	Adelaide Cavaliers	Keswick III	ICC Sharks II	<b>Warradale IV</b>			
1997-98	Plympton Footb.	ICC Sharks	Hectorville II	ICC Sharks II	North Haven III	South Road IV			
1998-99	Coro Ramblers	Hectorville II	Westminster OS	Westminster OS II	Plympton Footb. IV	Morphettville Pk III			
1999-00	Glenelg ANA	Keswick II	ICC Sharks II	St George	Southern II	Keswick IV			
2000-01	Glenelg ANA	Mitchell Park	Coro Ramblers II	Keswick III	Plympton Footb. III	Western Yth C. IV			
2001-02	Western Youth C.	Westminster OS	<b>Warradale II</b>	Woodcroft	Keswick IV	Hectorville IV	Coromandel IV		
2002-03	Morphettville Park	<b>Warradale II</b>	Westminster OS II	Plympton Footb. III	Belair	Morphettville Pk III	Coromandel V		
2003-04	Glenelg ANA	Panorama	Sheidow Park II	Woodcroft	Coromandel III	Western Yth C. IV	Westminster OS IV		
2004-05	Glenelg ANA	North Haven	Kenilworth	Seaton II	Sheidow Park III	Sheidow Pk IV	Coro Ramblers IV		
2005-06	Western Youth C.	Keswick II	Sheidow Park II	Keswick III	Morphettville Pk III	Coro Ramblers III	Sheidow Pk V		
2006-07	ICC Sharks	South Road	Sheidow Park II	Plympton Footb. III	Sheidow Pk IV	Keswick IV	Coro Ramblers V		
2007-08	South Road	Sheidow Park	Keswick III	Belair	Adelaide Cavaliers	Clapham	ICC Sharks V		
2008-09	Western Youth C.	Morphettville Pk	Belair	Keswick IV	Clapham	Mitchell Park IV			
2009-10	Glenelg ANA	<b>Warradale</b>	Morphettville Pk II	Sheidow Pk IV	Western Yth C. III	<b>Warradale III</b>	North Haven VI		
2010-11	Western Youth C.	Belair	Coro Ramblers II	ICC Sharks III	Woodcroft	South Park	Belair III		
2011-12	Western Youth C.	North Haven	ICC Sharks III	Belair II	ICC Sharks IV	Morphettville Pk IV	Keswick White		
2012-13	Cove	Sheidow Park	Sheidow Park II	Morphettville Pk III	Hamilton	Adelaide Cavaliers	Coro Ramblers IV		
2013-14	Cove	South Road II	Southern	Glenelg ANA II	Adelaide Cavaliers	Kenilworth II	St George II		
2014-15	Cove	Morphett Vale	Mitchell Park	Hamilton	Belair II	Mitchell Park III	Southern II		
2015-16	Keswick	ICC Sharks	Hamilton	ICC Sharks II	Western Yth C. III	Plympton Footb. III	Plympton Footb. IV		
2016-17	Plympton Footb.	North Haven	<b>Warradale</b>	Southern	<b>Warradale II</b>	Morphett Vale	<b>Warradale III</b>	Cove III	Hamilton II

## MOST ASSOCIATION PREMIERSHIPS

MOST ASSOCIATION PREMIERSHIPS										
Total	Club	Div.1	Div.2	Div.3	Div.4	Div.5	Div.6	Div.7	Div.8	Div.9
24 #	Keswick	3	3	6	7	1	2	2	-	-
24	Plympton Footballers	6	2	2	5	3	2	4	-	-
20	Morphettville Pk / St Marks	4	6	1	2	2	4	1	-	-
20	Warradale	4	3	4	2	2	4	1	-	-
18	Coro Ramblers	4	2	4	2	1	1	4	-	-
17	Kenilworth	7	6	2	-	1	1	-	-	-
17	South Road	10	2	1	1	1	1	1	-	-
15	Coromandel	4	2	2	1	3	-	3	-	-
14	Sheidow Park	-	3	4	2	2	1	2	-	-
13	North Haven	-	4	2	1	2	2	2	-	-
12	ICC Sharks	1	2	2	3	3	-	1	-	-
11	Mitchell Park	1	3	2	1	2	2	-	-	-
10	Hectorville	3	1	2	-	-	2	2	-	-
9	Western Youth Centre	5	-	-	-	2	2	-	-	-
8	Belair	-	1	2	2	2	-	1	-	-
8	Fulham	4	3	1	-	-	-	-	-	-
8	Glenelg ANA	5	1	-	2	-	-	-	-	-
8	Westminster OS	1	1	2	2	1	-	1	-	-
7	St George	-	-	1	2	1	2	1	-	-
7	ANZ Bank	1	1	1	2	-	2	-	-	-
6	Adelaide Cavaliers	-	-	2	1	2	1	-	-	-
6	Civil Aviation	-	4	1	-	1	-	-	-	-
6	Norwood Union	-	2	1	-	1	1	1	-	-
6	Prospect	6	-	-	-	-	-	-	-	-
6	State Bank / Savings Bank / South Park	-	1	1	1	1	1	1	-	-
6	YMCA	6	-	-	-	-	-	-	-	-

# NOTE: Keswick's premiership tally includes Keswick Red/White CYMS premierships in the 1950s & 1960s which may or may not be a pre-cursor to the current Keswick club.

### MOST DIVISION 1 PREMIERSHIPS

10	South Road
7	Kenilworth
6	Plympton Footballers
6	YMCA
6	Prospect
5	Western Youth Centre
5	Glenelg ANA
4	Morphettville Pk / St Marks
4	Coro Ramblers
4	Warradale
4	Coromandel
4	Sturt
4	Fulham
4	South United
4	Bowden
3	Keswick
3	Cove
3	Hectorville
3	Hawthorn
3	Southwark
3	St Luke
3	Bankville

### MOST CONSECUTIVE DIVISION 1 PREMIERSHIPS

4	Warradale	1990/91 to 1993/94
3	Cove	2012/13 to 2014/15
3	Hawthorn	1937/38 to 1939/40
3	South United	1909/10 to 1911/12
3	Bowden	1899/00 to 1901/02

### MOST PREMIERSHIPS IN ONE SEASON

3	St Marks	1991/92 – Divisions 2, 5, 7
3	Warradale	2016/17 – Divisions 3, 5, 7



## WARRADALE PREMIERSHIP TEAMS

### A GRADE

A GRADE 1981/82 Div. 4	A GRADE 1982/83 Div. 3	A GRADE 1984/85 Div. 2	A GRADE 1990/91 Div. 1	A GRADE 1991/92 Div. 1
<b>Tom Burnett (VC)</b> <b>Bill Burnett</b> <b>Trevor Parham (C)</b> <b>Andrew Hodge</b> <b>Steve Joyce</b> <b>Mike Sheehan</b> <b>Geoff Bell</b> <b>Terry Barker (WK)</b> <b>Mike Aitchison</b> <b>Bob Sinclair</b> <b>Peter Hurcombe</b>  <b>OTHER PLAYERS</b> <i>T Patmore (3)</i> <i>Mohan Uppal (3)</i>	<b>Tom Burnett (VC)</b> <b>Rob Edwards</b> <b>Bob Noble</b> <b>Bill Burnett (C)</b> <b>Trevor Parham</b> <b>Steve Joyce</b> <b>Peter Coombe</b> <b>Terry Barker (WK)</b> <b>Frank Papagallo</b> <b>Geoff Bell</b> <b>Tony Jennings</b>  <b>OTHER PLAYERS</b> <i>Mike Daly (7)</i> <i>Leigh Jennings (7)</i> <i>John Olliffe (6)</i> <i>Bob Sinclair (4)</i>	<b>Tom Burnett</b> <b>Peter Steer</b> <b>Trevor Parham</b> <b>Bill Burnett (C)</b> <b>Rob Edwards</b> <b>John Williams</b> <b>Peter Coombe (VC)</b> <b>Tony Forster (WK)</b> <b>Herb Cochrane</b> <b>Frank Papagallo</b> <b>Scott Williams</b>  <b>OTHER PLAYERS</b> <i>Dave Hodge (5)</i> <i>Terry Barker (5)</i> <i>Geoff Bell (4)</i> <i>Mike Daly (4)</i> <i>Bob Noble (4)</i>	<b>Trevor Parham</b> <b>Rick Mitchell</b> <b>Mark Thiele</b> <b>Mark Williams</b> <b>Bill Burnett (C)</b> <b>John Williams</b> <b>John Hedger</b> <b>Tony Forster (WK,VC)</b> <b>Shane Rusby</b> <b>Peter Coombe</b> <b>Mike Pearce</b>  <b>OTHER PLAYERS</b> <i>Noel Browne (10)</i> <i>Graham Harrison (8)</i> <i>Geoff Bell (8)</i> <i>Andrew Conley (7)</i>	<b>Mick Gibbie</b> <b>Rick Mitchell</b> <b>Andrew McDonald</b> <b>John Hedger</b> <b>John Williams</b> <b>Bill Burnett (C)</b> <b>Andrew Conley</b> <b>Tony Forster (WK,VC)</b> <b>Noel Browne</b> <b>Joel Wilkin</b> <b>Shane Rusby</b>  <b>OTHER PLAYERS</b> <i>Mark Williams (10)</i> <i>Geoff Bell (8)</i>
A GRADE 1992/93 Div. 1	A GRADE 1993/94 Div. 1	A GRADE 2009/10 Div. 2	A Grade 2016/17 Div. 3	
<b>Mick Gibbie</b> <b>John Frankcom</b> <b>Anton Gutche</b> <b>Bill Burnett (C)</b> <b>Andrew Conley</b> <b>John Hedger</b> <b>Tony Forster (WK,VC)</b> <b>Peter Coombe</b> <b>Shane Rusby</b> <b>Joel Wilkin</b> <b>Mick Barnett</b>  <b>OTHER PLAYERS</b> <i>Andrew McDonald (8)</i> <i>Noel Browne (5)</i>	<b>Mick Gibbie</b> <b>Rick Mitchell</b> <b>John Frankcom</b> <b>Anton Gutche</b> <b>Bill Burnett (C)</b> <b>John Williams</b> <b>Andrew Conley</b> <b>Tony Forster (WK,VC)</b> <b>Noel Browne</b> <b>Mick Barnett</b> <b>Shane Rusby</b>  <b>OTHER PLAYERS</b> <i>Joel Wilkin (7)</i> <i>John Hedger (5)</i> <i>Peter Duggin (4)</i>	<b>Kristian Schultz</b> <b>Trinity McNamara</b> <b>Phil Davidson</b> <b>Wes Lipsett</b> <b>Derek Lightfoot</b> <b>Brent Harper (C)</b> <b>Richie Dey</b> <b>Brendon Sidon</b> <b>Nick Russell</b> <b>Andrew Huxtable (WK)</b> <b>Ashley Marshall</b>  <b>OTHER PLAYERS</b> 12 <sup>th</sup> - <i>Paul Temby (8,VC)</i> <i>Mick Dinan (8)</i> <i>Josh Deniet (4)</i>	<b>Anton Balyam (WK,VC)</b> <b>Haimish Ferguson</b> <b>Nick Boden</b> <b>Kristian Schultz</b> <b>Scott Monaghan</b> <b>Paul Temby</b> <b>Josh Deniet (C)</b> <b>Lachlan Ferguson</b> <b>Justin Frost</b> <b>Jack Cornelissen</b> <b>Rowan Williams</b>  <b>OTHER PLAYERS</b> <i>David Mahoney (10)</i> <i>Marc Schmiauque (8)</i> <i>Christian Brooker (6)</i> <i>Jacob Matthews (6)</i> <i>Robiul Islam (4)</i>	

- From 1984/85, Grand Final teams are listed in batting order. Prior to that date, players who played at least 3 games and would have most likely played in the finals side are listed as the premiership eleven.
- Other players who played a significant number of games in the season (usually a minimum of 4 games) are listed in italics with the number of games played in brackets.

## WARRADALE PREMIERSHIP TEAMS

### B, C, D GRADE

<b>B GRADE</b> <b>1981/82</b> <b>Div. 6</b> <p> Mike Daly  John Smith  Bob Noble  Brian Conroy  George Manos (WK,VC)  Andrew McLaughlin  Dave Patmore (C)  Dave Hodge  Tim Patmore  Danny Mazurke  Tony Jennings </p> <p> <b>OTHER PLAYERS</b>  Richard Gordon (8)  Roger Brooks (5)  Mohan Uppal (4)  Brenton Ranger (4) </p>	<b>B GRADE</b> <b>1982/83</b> <b>Div. 5</b> <p> Mike Daly  John Smith  George Manos (WK)  Brian Conroy (C)  Dave Hodge  Dave Patmore (VC)  Peter Steer  Mike Sheehan  Peter Hurcombe  Tim Patmore  Bob Sinclair </p> <p> <b>OTHER PLAYERS</b>  Bruce Keen (8)  Bob Noble (5) </p>	<b>B GRADE</b> <b>1983/84</b> <b>Div. 4</b> <p> Mike Daly  John Smith (VC)  Geoff Aitken  Andrew Deane  Bob Noble  Brian Conroy (C)  George Manos (WK)  Peter Steer  Don Cram  Geoff Bell  Bob Sinclair </p> <p> <b>OTHER PLAYERS</b>  Brian Field (5)  Mohan Uppal (4)  Bruce Keen (4)  Dave Patmore (4) </p>	<b>B GRADE</b> <b>1985/86</b> <b>Div. 3</b> <p> Mike Daly (VC)  John Smith  Bob Noble (WK)  Andrew Deane  Brian Conroy (C)  Grant Craigie  Bill Holst  Peter Hughes  Dave Hodge  Geoff Bell  Danny Mazurke </p> <p> <b>OTHER PLAYERS</b>  Don Cram (10)  Mike Brown (7)  George Manos (4) </p>	<b>B GRADE</b> <b>2001/02</b> <b>Div. 3</b> <p> Mick Gibbie  Greg Alsop (C)  Phil Davidson  Peter Hughes  Dave Palmer  Andrew Huxtable (VC)  Paul Fuller (WK)  John Beattie  Richie Dey  Mick Lyne  Scott Deniet </p> <p> <b>OTHER PLAYERS</b>  Trevor Parham (4)  Ashley Marshall (4)  Rob Edwards (4) </p>
<b>B GRADE</b> <b>2002/03</b> <b>Div. 2</b> <p> Mick Gibbie (C)  Dom Gibbie  Peter Hughes  Phil Davidson  Dave Palmer  Matthew Barton  Rob Edwards  Paul Temby (WK)  Joel Wilkin (VC)  Simon Brammy  Scott Williams </p> <p> <b>OTHER PLAYERS</b>  Trevor Parham (7)  Gavin Conroy (6)  John Beattie (4) </p>	<b>B GRADE</b> <b>2016/17</b> <b>Div. 5</b> <p> Dave Palmer (VC)  Richie Dey (C)  Christian Brooker  Peter Hughes  Henry Barritt  Mark Burrows  Gary Wilson  Bill Hansberry  Dale Brusnahan  Greg Marks (WK)  Braedon Tonkin </p> <p> <b>OTHER PLAYERS</b>  Ashley Marshall (13)  Troy Spanton (12)  Paul Temby (7)  Jacob Matthews (6)  Ivan Juric (5)  Chris Benson (5)  Ryan Simpson (4)  Ben Arman (4) </p>			
<b>C GRADE</b> <b>2009/10</b> <b>Div. 6</b> <p> Andrew Conley (C)  Trevor Parham (VC)  Grant Craigie  Peter Hughes  Simon Mystuik  Dom Gibbie  Noel Browne  Justin Monahan (WK)  Anthony Cadd  David Brown  Braedon Tonkin </p> <p> <b>OTHER PLAYERS</b>  12<sup>th</sup> - Ben Pugh (11)  John Smith (9)  Simon Brammy (5) </p>	<b>C GRADE</b> <b>2016/17</b> <b>Div. 7</b> <p> Tim Smith (WK)  Andrew Tonkin  Marc Schmiauque  Angelo Pansini (VC)  Grant Craigie  Glenn Harris  Anthony Green  Jacob Matthews  Brett Bryson (C)  Ron Scott  Daniel Claridge </p> <p> <b>OTHER PLAYERS</b>  12<sup>th</sup> - Simon Bates (11)  Simon Tynski (11)  Greg Marks (10)  Anthony Martin (8)  Matt Clydesdale (6)  Bill Hansberry (5)  Dale Brusnahan (5)  Sam Arman (4)  Andrew Woodfield (4) </p>		<b>D GRADE</b> <b>1992/93</b> <b>Div. 6</b> <p> John Gibbie  Peter Emery  Paul Loughhead  Geoff Bell  Cameron Dey  Brian Conroy (C)  Don Cram (WK,VC)  Grant Jennings  John Hall  Peter Humphery  Craig Huckstepp </p> <p> <b>OTHER PLAYERS</b>  Phil Hedger (9)  Shane Barker (7)  Terry Barker (4) </p>	<b>D GRADE</b> <b>1996/97</b> <b>Div. 6</b> <p> Geoff Bell (VC)  Dave Palmer  David Brown  Andrew Hodge (C)  Peter Thomson  John Gibbie  Brad Pearce  Andrew Brown (WK)  Bob Anderson  Ashley Marshall  Columba Cairney </p> <p> <b>OTHER PLAYERS</b>  Mike Brown (5)  Bang Luong (4) </p>

## WARRADALE PREMIERSHIP PLAYERS

Listed below are the players who have played in three or more premierships for Warradale. Only those players listed in the actual sides above are included. Players listed as 'other players' above are NOT included in the tallies below.

	PREMIERSHIPS					GRAND FINALS		
	A Grade	B Grade	C Grade	D Grade	Total	Played	Won	Lost
Bill Burnett	7				7	8	5	3
Geoff Bell	2	2		2	6	4	3	1
Tony Forster	5				5	8	5	3
Trevor Parham	4		1		5	6	2	3
Mick Gibbie	3	2			5	9	5	4
Peter Hughes		4	1		5	8	4	3
Brian Conroy		4		1	5	3	2	1
John Williams	4				4	7	4	3
Shane Rusby	4				4	5	4	1
Peter Coombe	4				4	3	3	-
Andrew Conley	3		1		4	7	3	3
Bob Noble	1	3			4	1	1	-
John Smith		4			4	3	1	2
Mike Daly		4			4	2	1	1
Dave Palmer		3		1	4	6	4	2
John Hedger	3				3	4	3	1
Rick Mitchell	3				3	3	3	-
Tom Burnett	3				3	2	1	1
Joel Wilkin	2	1			3	7	3	4
Rob Edwards	2	1			3	4	2	2
Noel Browne	2		1		3	6	2	3
Peter Steer	1	2			3	1	1	-
Phil Davidson	1	2			3	4	2	1
Richie Dey	1	2			3	5	2	2
Dave Hodge		3			3	2	1	1
George Manos		3			3	-	-	-
Grant Craigie		1	2		3	4	2	1

## WARRADALE GRAND FINAL RECORD

GRADE	PLAYED	WON	LOST	DRAW	YEARS
A Grade	10	6	3	1	1984/85, 90/91, 91/92, 92/93, 93/94, 94/95, 95/96, 96/97, 2009/10, 16/17
B Grade	7	4	3	-	1985/86, 92/93, 99/00, 2001/02, 02/03, 15/16, 16/17
C Grade	3	1	1	1	1990/91, 2009/10, 16/17
D Grade	5	2	3	-	1991/92, 92/93, 96/97, 97/98, 2015/16
<b>Totals</b>	<b>25</b>	<b>13</b>	<b>10</b>	<b>2</b>	

Finals have been played since 1984/85. Prior to that season, the Minor Premier team was automatically the Premier.

Of our 25 Grand Finals,

We have played 15 Grand Finals on AWAY grounds, for 11 wins & 4 losses.

We have played 10 Grand Finals on HOME grounds for 2 wins, 6 losses & 2 draws (rain).

We have played against 17 different clubs (with most GFs against Plympton & Keswick- 3 each)

**Warradale Cricket Club's Trophy Haul**  
**from the Adelaide & Suburban Cricket Association Meeting on 18-Apr-2017**  
3 Premiership Trophies, 3 Premiership Certificates, 3 Association Bowling Trophies, 2 Association Batting Trophies, 2 Association Fielding Trophies, 1 Association Keeping Trophy



## BEST TEAM PLAYER OF THE SEASON

In 1996/97 the Club decided to introduce a "Magarey Medal" for each team based on a 3-2-1 voting system where all players lodged votes after each game for the best team player. Until 1997/98 votes were totalled for each match and the top 3 vote getters were assigned votes to the value 3-2-1. From 1998/99, it was decided that all votes would be added, giving a possible maximum total of 30 votes for a match for the top player. (10 voters x 3 votes = 30).

**Players are not allowed to vote for themselves.**

**Best team players votes are based on the following 4 criteria:**

- Make a positive contribution to team spirit
- Perform well with fielding/bowling/batting
- Display a determined & persistent attitude
- May exceed their normal level of performance

Each medal has been named after a legendary player for each Grade :

- **A Grade : Peter Coombe**, the Club's greatest leg spinner and high scoring no. 7 bat.
- **B Grade : Brian Conroy**, the Club's greatest 6-hitter (230 times!) and 4 times premiership captain
- **C Grade: John Smith**, one of only two players to have made 4000 runs and taken 400 wickets for the club, including 300 wickets in the C Grade after perfecting his trademark stock delivery, 'The Nudra' – the ball that doesn't turn.
- **D Grade : Dave Hodge**, a top all rounder and great fieldsman whose career was cut short by 170 games due to injury. Dave captained the Club in its 1st game in 1979/80 & played his 100<sup>th</sup> game 24 seasons later in 2003/04.

SEASON	A GRADE PETER COOMBE MEDAL	B GRADE BRIAN 'BOOF' CONROY MEDAL	C GRADE JOHN 'SPIN GUTS' SMITH MEDAL #	D GRADE DAVE 'NOOGE' HODGE MEDAL
1996/97	Andrew CONLEY 10 votes	Trevor PARHAM 9 votes	Rob EDWARDS 10 votes	Vin HODGE 18 votes
1997/98	Tony FORSTER 11 votes	Paul FULLER 10 votes	Dave BROWN 16 votes	Geoff BELL 16 votes
1998/99	Dave LISTON 148 votes	Greg ALSOP 104 votes	John SMITH 163 votes	Ashley MARSHALL 103 votes
1999/00	Russell KING 156 votes	Mick GIBBIE 132 votes	Brenton ROWE 108.5 votes	Dave BROWN 120 votes
2000/01	Anthony WILKIN 127 votes	Greg ALSOP 124 votes	Ashley PARR 68 votes	Geoff BELL 114 votes
2001/02	Mark WILLIAMS 120 votes	Greg ALSOP 130 votes	Ashley MARSHALL 98 votes	Geoff BELL 116 votes
2002/03	Dave BURTENSHAW 132 votes	Mick GIBBIE 152 votes	Mark COREY 114 votes	Andrew SWIFT 83 votes
2003/04	Richard SIDON 159 votes	Scott WILLIAMS 87 votes	John SMITH 91 votes	Steve WILLCOX 132 votes
2004/05	Brendon SIDON 99 votes	Dom GIBBIE 98 votes	Ashley MARSHALL 96 votes	No Team
2005/06	Shaun EDWARDS 137 votes	Anthony WILKIN 121 votes	Andrew HUXTABLE 129 votes	
2006/07	Andrew CONLEY 104 votes	Dave PALMER 105 votes	Trevor PARHAM 91 votes	
2007/08	Brent HARPER 105 votes	Anthony WILKIN 99 votes	Grant CRAIGIE 107 votes	
2008/09	Paul TEMBY 96 votes	Anthony WILKIN 73 votes	Scott WILLIAMS 81 votes	
2009/10	Brent HARPER 110 votes	Derek LIGHTFOOT 104 votes	Andrew CONLEY 105 votes	
2010/11	Paul TEMBY 131 votes	Brenton ROWE 88 votes	Noel BROWNE 85	
2011/12	Rowan WILLIAMS 137 votes	Ashley MARSHALL 127 votes	Paul GEORGE 98 votes	
2012/13	Rowan WILLIAMS 119 votes	Ashley MARSHALL 81 votes	Chad TRUSCOTT 118 votes	
2013/14	Robiul ISLAM 115 votes	Andrew CONLEY 102 votes	Jason FERGUSON 152 votes	Anthony WILKIN 87 votes
2014/15	Josh DENIET 106 votes	Haimish FERGUSON 95 votes	Phil MONAHAN 97 votes	Braedon TONKIN 66 votes
2015/16	Andrew BELSAK 118 votes	Gary WILSON 81 votes	Angelo PANSINI 88 votes	Jack CORNELISSEN 126 votes
2016/17	Josh DENIET 129 votes	Ashley MARSHALL 95 votes	Angelo PANSINI 109 votes	Gary WILSON 127 votes

# called the 'Spin Guts Medal' since 2014/15, up until 2013/14 it was called the 'Youngster Medal' after Peter Young.

# CRICKETER OF THE YEAR WINNERS

SEASON	WINNER								RUNNER-UP							
	PLAYER	G	Run	Wk	Ct/ St	Fld Pts	Prac Pts	TOT	PLAYER	G	Run	Wk	Ct/ St	Fld Pts	Prac Pts	TOT
1981-82	Dave PATMORE	11	244	41	4			878	Trevor PARHAM	11	359	18	12			874
1982-83	Brian CONROY	11	628	2	8			977	Bill BURNETT	11	432	3	7			814
1983-84	Peter STEER	10	196	39	3			1032	Peter COOMBE	10	255	27	9			876
1984-85	Andrew DEANE	11	161	47	5			1136	Geoff BELL	12	39	37	6			1024
1985-86	John WILLIAMS	11	303	14	3			944	Bob NOBLE	12	306	0	11			876
1986-87	John WILLIAMS	9	271	22	4	10	340	1009	Don CRAM	11	245	-	17/1	30	290	935
1987-88	Brian CONROY	11	308	0	15	80	382	1070	Peter COOMBE	11	236	27	7	50	152	956
1988-89	John WILLIAMS	11	255	29	3	60	315	1096	Rob EDWARDS	11	375	4	5	40	333	904
1989-90	John WILLIAMS	11	165	30	4	60	310	1035	Bob NOBLE	11	145	-	11/9	90	370	1005
1990-91	John WILLIAMS	12	283	27	5	60	340	1161	Mike BROWN Danny MAZURKE	12 11	194 318	21 30	12 2	70 40	340 320	1138
1991-92	Danny MAZURKE	11	172	42	2	20	320	1140	Tony FORSTER #	11	187	-	17/15	90	220	1054
1992-93	John SMITH	10	141	34	7	70	215	1042	Tony FORSTER John GIBBIE	10 11	138 205	- 32	18/4 1	50 90	290 155	918
1993-94	John WILLIAMS	10	187	22	8	130	210	995	John GIBBIE	11	287	24	6	20	210	973
1994-95	John GIBBIE	11	400	33	5	50	310	1322	Andrew CONLEY	11	307	19	13	0	300	1133
1995-96	John GIBBIE	11	366	37	4	40	305	1309	Grant CRAIGIE	11	355	27	9	70	315	1298
1996-97	John GIBBIE	10	224	52	4	10	265	1307	Trinity McNAMARA	11	292	32	14	120	120	1260
1997-98	Tony FORSTER	11	514	-	18/9	30	250	1334	Geoff BELL	11	468	22	5	20	320	1216
1998-99	John SMITH	10	234	28	3	30	315	1031	Ashley MARSHALL	11	214	18	9	60	315	1021
1999-00	Russell KING	11	412	25	14	90	255	1387	Dave BROWN	11	147	31	9	50	295	1106
2000-01	Kristian SCHULTZ	11	210	1	22/-	10	330	1004	Anthony WILKIN	11	58	47	1	20	195	951
2001-02	Greg ALSOP	11	562	2	8	10	250	1010	Geoff BELL	11	462	8	4	10	290	954
2002-03	Mick GIBBIE	11	555	25	2	0	280	1225	Ashley MARSHALL	11	240	23	4	0	340	982
2003-04	Mick GIBBIE	11	251	20	6	60	210	921	Steve WILLCOX	10	248	23	4	180	30	860
2004-05	Paul TEMBY	11	279	-	24/2	30	150	979	Ashley MARSHALL	11	278	18	3	40	225	855
2005-06	Andrew HUXTABLE	10	241	16	5	140	70	775	Scott DENIET	10	45	24	5	40	225	746
2006-07	Kristian SCHULTZ	11	263	4	9	100	220	819	Ashley MARSHALL	11	66	21	2	80	270	750
2007-08	Ashley MARSHALL	11	160	22	6	70	325	983	Andrew HUXTABLE	11	211	-	16/5	50	220	901
2008-09	Ashley MARSHALL	11	124	25	7	0	280	894	Paul TEMBY	11	305	1	8	130	225	834
2009-10	Brent HARPER	11	265	30	3	20	245	1010	Paul TEMBY	11	204	4	8	110	235	765
2010-11	Wes LIPSETT	11	368	-	18/2	0	155	923	Ashley MARSHALL	11	31	21	11	100	260	905
2011-12	Rowan WILLIAMS	11	64	22	7	80	285	877	Ashley MARSHALL	11	110	25	5	30	270	860
2012-13	Kristian SCHULTZ	11	298	-	20/2	20	245	1003	Ashley MARSHALL	11	130	26	5	10	225	829
2013-14	Angelo PANSINI	11	357	13	4	100	285	1004	Ashley MARSHALL	11	126	20	6	50	225	801
2014-15	Angelo PANSINI	11	185	18	5	40	305	882	Ashley MARSHALL	11	44	26	5	10	220	738
2015-16	Angelo PANSINI	11	517	23	5	50	196	1185	Jack CORNELISSEN	11	186	24	12	120	8	890
2016-17	Angelo PANSINI	14	523	14	2	40	182	981	Ashley MARSHALL	13	260	33	4	0	168	970

# In 1991/92 the B& C's had a forfeit in Round 7. A & D grade players who played in that round were deducted their average points for 1 match to prevent A & D players from having an unfair advantage in the COTY award. As a result, Tony Forster's score is reduced by 83 points, which did not affect the result..



## CRICKETER OF THE YEAR

The Warradale Cricketer of the Year award (the "COTY") was the brainchild of President Michael Sheehan in 1981. It was introduced in the third season of the Club and has become recognised as the most prestigious award and aspired to by all players.

The award is based on a points system for the best performed and most dedicated player for the season. Points are awarded for runs, wickets, catches, fielding and attending practice.

### THE POINTS SYSTEM

		1981/82 to 1982/83	1983/84 to 1984/85	1985/86 to 1988/89	1989/90 to 2014/15	2015/16 onwards
Batting	1 run	1 point	1 point	1 point	1 point	1 point
Bowling	1 wicket	10 points	15 points	14 points	14 points	14 points
Fielding	1 catch or stumping	10 points	10 points	20 points	20 points	20 points
	1 unassisted run out	10 points	10 points	20 points	20 points	20 points
	1 assisted run out	5 points	5 points	10 points	10 points	10 points
	First fielding vote	10 points	10 points	20 points	20 points	20 points
	Second fielding vote	5 points	5 points	10 points	10 points	10 points
	Third fielding vote	0	0	10 points	10 points	10 points
Practice	Attendance once in week	8 points	8 points	10 points	10 points	8 points *
	Attendance twice in week	10 points	10 points	15 points	15 points	10 points *
	Attendance one night, but permanent employment prevents 2 <sup>nd</sup> night	-	-	13 points	-	* only half points are awarded for pre-season practice

### THE WINNERS...

- 36 COTY awards have been won by 20 players.
- A total of 8 players have won the COTY more than once.

### ... BY GRADE

A GRADE	16	B GRADE	10	C GRADE	7	D GRADE	3
John WILLIAMS	6	Brian CONROY	2	Angelo PANSINI	3	John GIBBIE	3
Kristian SCHULTZ	3	Mick GIBBIE	2	John SMITH	2		
Tony FORSTER	1	Greg ALSOP	1	Danny MAZURKE	1		
Russell KING	1	Andrew DEANE	1	Andrew HUXTABLE	1		
Paul TEMBY	1	Dave PATMORE	1				
Ashley MARSHALL	1	Peter STEER	1				
Brent HAPRER	1	Ashley MARSHALL	1				
Wes LIPSETT	1	Angelo PANSINI	1				
Rowan WILLIAMS	1						

### ... BY TYPE OF PLAYER

TYPE	TIMES	PLAYERS
Batsmen	4	Brian Conroy (2), Greg ALSOP, Kristian SCHULTZ
Bowlers	1	Rowan WILLIAMS
All rounders	16	John WILLIAMS (4), John GIBBIE (3), Ashley MARSHALL (2), Dave PATMORE, John SMITH, Mick GIBBIE, Andrew HUXTABLE, Russell KING, Brent HARPER, Angelo PANSINI
Batting all rounders	5	Angelo PANSINI (3), John WILLIAMS, Mick GIBBIE
Bowling all rounders	5	John WILLIAMS, John SMITH, Andrew DEANE, Danny MAZURKE, Peter STEER
Wicketkeeper-Batsmen	5	Kristian SCHULTZ (2), Tony FORSTER, Paul TEMBY, Wes LIPSETT

# CRICKETER OF THE YEAR — RANKINGS OF SELECTED PLAYERS

Season →	81	82	83	84	85	86	87	88	89	90	91	92	93	94	95	96	97	98	99	00	01	02	03	04	05	06	07	08	09	10	11	12	13	14	15	16		
ALSOP Greg																	31	14	32	4	1	10	24	10	7	16												
BELL Geoff	5	9	6	2	11	3	11	5	23	23	31	6	10	19	4	7	2	6	5	5	2	42	21	32	32	13	33	16	42	45	48	46	65	63				
BRAMMY Simon														9	42	25	32	34	42	50		7	54	56	53	27	21	46	35									
BROWN Andrew													29	15	28	11	35	32	27	41	27	39	50	27	30	51	29	38										
BROWN David													70	30	19	3	7	2	3	15	20	10	5	12	8	22	42	33	29	40	57	79						
BROWN Michael					22	31	18		5	2	8	30	6	61	64	44																						
BROWNE Noel										13	4	20	17	11		7		20	38	51	53	72				35	40	21	16	10	23		26	36	35			
BURNETT Bill	9	2	3	5	8		14	19	18	8	29	7	31	3	13	43	36	72	48										49									
BURNETT Tom	4	4	11	15	17	21	10	16	24	42		17	43		71		68	62																				
BURTENSHAW D																	39	22	25	8	29	24			28													
CAIRNEY Columba																49	30	47	47	48		68	79	55	46		49				57							
CONLEY Andrew								27	12	34	30	14	11	2	3	6	16	27	4	25	43	34	38	25	21	14	38	18	4	14	4	6	11	49	39	49		
CONROY Brian	6	1	7	10	3	16	1		27	33	19	35	45	71																								
CONROY Jason										20	15	41	39	55	14	52	55	54	37	11	14	12	66															
COOMBE Peter	34	7	2	7	4	6	2	26	14	5	41	9	52	44	59																							
CRAIGIE Grant					23	4	4	4	9	4	12	4	3	7	2	12							15	12	19	40	7	23	31	18	15	34	33	26	22	28		
CRAM Don			21	22	7	2	6	12	40	25	26	28	48	78																								
DALY Mick	8	18	17	9	13	23	21	25	6	14						24	20	7	22	17	35	19	21	20	6	3	4	10	6	19	11	18	33	51	37	51	71	60
DAVIDSON Phil																																						
DEANE Andrew			8	1	5	10	20	3																														
DENIET Scott																				32	5	3	4	6	2	9	8	55										
DENIET Josh																																						
DEY Cameron											43	42	4	8	29	27	50	53	35	44	61	45	55	52		37	42											
DEY Richard											32	4	23	21	24	28	9	27	12	17	28				38	31	25	25	19	31	20	45	17	20	26			
EDWARDS Rob		17	19	13	18	11	7	2	7	7	28	10	49	37	5	8	14	15	21	15	26	40	30	17	45	36	51	50	54									
FORSTER Tony				23	12	8	3	9	13	10	2	=2	7	10	8	5	1																					
FULLER Paul											21	33	28	16	11	20	12	11	20	42	10	54	31	44	48	52									42			
GIBBIE Dominic											20	24	22	28	34	34	33	12	29	9	9	18	20	20	29	24	35	26	19	26	16	21	40	33	53	39		
GIBBIE John											37	=2	2	1	1	1	5	16	66	72																		
GIBBIE Mick											14	18	13	12	27	4		5	3	10	4	1	1															
GREEN Anthony																	42																					
HALL Michael						24		45		11	40	42	23	31	45	26																						
HEDGER John								29	17	7	32	51	21	58		44	37	65	49	48	48	52																
HODGE Andrew	13	26	34	18	15	7	13	7	21	31	48	53	57	14	17	3	6	13	15	20	39	26	51	30														
HODGE Dave	17	15	18	17	6	22	27				16	50				69		55	68	33	41	44	64															
HOLST Bill			31	28	19	24		16	21	35		45	13	34																								
HUCKSTEPP Craig									26	18	54	43	15	24	32	35	34	31	17	38	54																	
HUGHES Peter					21	19	15	18	4	29	22	23	9	5	10	17	28	19	23	13	28	21	16	13	16	17	14	13	21	11	7	9	22	20	19	29		
HUMPHRY Peter											24	45	65	41	48																							
HUXTABLE Andrew										38	16	26				26	40	46	23	18	19	17	13	74	41	1	12	2	10	12	34		59					
LIPSETT Wes																																						
LOUGHEAD Paul										46	27	30				47	51	52	51		68	58		33														
LUONG Bang																45	54	45	10	10	24	33	36		40													
MARKS Greg																																						
MARSHALL Ash																41	9	2	6	6	7	2	6	2	8	2	1	1	5	2	2	2	2	4	2			
MAZURKE Danny		34	31	29	20	14		20	42	3	1	8		68																								
McNAMARA Trin													23	38	22	2	40				71	44																
MONAHAN Phil																																						
MYSTUIK Simon																																						
NOBLE Bob	12	6	15	11	2	9	12	6	2	32																												
O'CONNELL Lachy																																						
PALMER Dave																25	15	19	21	26	64	13	23	25	26	36	7	41	14	9	8	3	4					
PANSINI Angelo																																						
PARHAM Trevor	2	5	14	20	9	5	8	13	20	19	35	16	14	13	35	29	25	33	30	22	32	25	37	8	20	11	25	31	14	27	19	41	36	76				
PATMORE Dave	1	13	25													36	54	62	63																			
PATMORE Tim	19	11	26																																			
ROWE Brenton																																						
RUSBY Shane																																						
SCHULTZ Kristian																																						
SCOTT Anthony																																						
SCOTT Ron																																						
SHEARER Duncan																																						
SIDON Brendon																																						
SMITH John	22	8	5	16	19	15	19	28	15		27	1	20	18	9																							

## CRICKETER OF THE YEAR — Most Top 10s

### MOST TIMES IN THE C.O.T.Y. TOP 10

(5 OR MORE)

PLAYER	COTY SEASONS	TIMES IN TOP 10	1ST	2ND	3RD	COMMENTS
Ashley MARSHALL	21	<b>20</b>	2	10	0	Last 20 seasons in top 10
Kristian SCHULTZ	20	<b>15</b>	3	0	3	8 straight in top 10 (03 to 10)
Geoff BELL	33	<b>15</b>	0	3	1	7 straight in top 10 (95 to 01)
Tony FORSTER	14	<b>11</b>	1	2	1	8 straight in top 10 (90 to 97)
John SMITH	35	<b>11</b>	2	0	1	3 straight in top 10
John WILLIAMS	16	<b>10</b>	6	0	0	3 consecutive wins, 7 straight in top 10
Grant CRAIGIE	26	<b>10</b>	0	1	1	5 straight in top 10 (86 to 90)
Peter COOMBE	14	<b>8</b>	0	2	0	6 straight in top 10 (82 to 87)
Paul TEMBY	17	<b>8</b>	1	2	2	5 straight in top 10 (06 to 10)
Bill BURNETT	20	<b>8</b>	0	1	2	5 straight in top 10 (81 to 85)
Scott DENIET	9	<b>7</b>	0	1	1	7 straight in top 10 (01 to 07)
Mick GIBBIE	13	<b>7</b>	2	0	1	6 straight in top 10 (98 to 03)
Dave BROWN	20	<b>7</b>	0	1	2	4 straight in top 10 (97 to 00)
Andrew CONLEY	29	<b>7</b>	0	1	1	4 <sup>th</sup> on 3 occasions
Rob EDWARDS	28	<b>7</b>	0	1	0	4 straight in top 10 (87 to 90)
Rowan WILLIAMS	9	<b>6</b>	1	0	2	6 straight in top 10 (10 to 15)
John GIBBIE	9	<b>6</b>	3	2	0	6 straight in top 10 (92 to 97)
Brian CONROY	13	<b>6</b>	2	0	1	5 straight in top 10 (81 to 85)
Dave PALMER	21	<b>6</b>	0	0	1	5 straight in top 10 (09 to 13)
Phil DAVIDSON	23	<b>6</b>	0	0	1	5 straight in top 10 (02 to 06)
Peter HUGHES	32	<b>6</b>	0	0	0	Best – 4 <sup>th</sup> in 89/90, 3 straight in top 10
Trevor PARHAM	34	<b>6</b>	0	1	0	3 straight in top 10
Andrew DEANE	6	<b>5</b>	1	0	1	4 straight in top 10
Greg ALSOP	10	<b>5</b>	1	0	0	3 straight in top 10
Bob NOBLE	10	<b>5</b>	0	2	0	Came 2 <sup>nd</sup> in 89/90 when he had leukaemia
Andrew TONKIN	15	<b>5</b>	0	0	0	Best – 4 <sup>th</sup> in 06/07

## WARRADALE CRICKET CLUB LIFE MEMBERSHIP POLICY

Updated and approved April 2016

### **PURPOSE**

The purpose of Life Membership is to recognise outstanding, long term service to the Club which includes contribution as a **player, on-field service** and **off-field service**.

It is the Club's highest service award and therefore is to be granted in only exceptional circumstances.

### **CRITERIA FOR LIFE MEMBERSHIP**

A maximum of 2 Life Memberships may be awarded in any one year.

To be awarded Life Membership, the character, personal standing and behaviour of the candidate should be beyond reproach.

Criteria shall include:

- 1) Length of service and amount of service
- 2) Type of service and roles, including levels of responsibility
- 3) Quality, value and impact of the service

Length of service should be of the order of 15 years which may be a combination of playing, on-field service and off-field service, some of which may occur concurrently.

- *Life Membership may be awarded for a lesser time period if the service is exceptionally outstanding, has involved a high level of sustained responsibility, a high time input and has had high benefit to the Club*
- *Life Membership may be awarded for a longer time period for sustained service for other less responsible roles.*

### **POINTS SYSTEM**

The following points system shall be used as a general guideline to determine if minimum eligibility criteria are met.

PLAYER AND ON-FIELD SERVICE		OFF-FIELD SERVICE	
Type of Service	Points	Type of Service	Points
Player – Full Season ( ≥6 games in a season)	1 per season	Active Management Committee Member	1 per season
Player – Part Season ( ≤5 games in a season)	0.1 per match	President	2 per season
Quality Player contribution / Elite Player	1 in career	Vice President, Treasurer, Secretary	1.5 per season
Captain	1 per season	Regular attendance at Club, after games, at social events	1 in career
Vice-captain	0.5 per season	Informal contribution – assessed on individual basis	1 or more in career
COTY Award	1 per award		
COTY Runner-up	0.5 per award		
<p>➤ As a general guideline, <b>a minimum of 20 points is required</b> to be eligible for Life Membership.</p> <p>➤ <b>Meeting minimum eligibility criteria does not entitle a person to Life Membership.</b></p>			

### **SELECTION PROCESS**

The Management Committee shall be responsible for awarding Life Membership and may decide to delegate to a Life Membership Selection Committee to recommend persons for Life Membership.

The Management Committee may decide not to award a Life Membership to a player because of unacceptable behaviour.

### **RECOGNITION**

Life Membership is to be normally awarded at the annual Trophy Presentation Night or any other significant event such as the Annual General Meeting at the discretion of the Management Committee.

Recognition shall consist of a Life Membership Badge, a Life Membership certificate or record documenting the achievements, name on the Honour Board and any other item deemed appropriate by the Management Committee.

### **EXAMPLE OF POINTS SYSTEM** (to be used as a guide)

JASON CONROY (as of 2013/14)			BRIAN CONROY (as of 2013/14)		
14 full seasons	=	14	11 full seasons	=	11
6 part seasons	=	1.4	2 part seasons	=	0.6
4 yrs Capt	=	4	8 yrs Capt	=	8
4 management committee	=	4	Quality player contribution <sup>2</sup>	=	1
3 social committee	=	3	COTY awards	=	2
<b>TOTAL</b>		<b>26.4</b>	<b>TOTAL</b>		<b>22.6</b>

## WARRADALE CC LIFE MEMBERS ACHIEVEMENTS AT TIME OF AWARD

PLAYER	Yrs	Gam	Runs	Wkt	C/St	AWARDS	SERVICE (at time of LM award)
Trevor Parham 79/80 - 93/94	15	156	3737 @27	70 @15	59	<b>Joint Club Founder</b> 1 COTY R/Up; 2 Batting Trophies – 1A, 1B; 2 A Grade Capt trophies; 1 Best Club All Rounder; 4 A Grade Premierships – 1 as Captain;	<b>Joint Club Founder;</b> 12 yrs Club Secretary; 2 yrs Vice President; 15 yrs Management Committee 2 Outstanding Service Awards; 5 yrs Captain – 3A, 2B; 1 yr B Grade Vice Capt
Peter Coombe 82/83 - 95/96	14	110	1605 @34	275 @15	63	4 A Grade Bowling Trophies; 1 A Grade Capt Trophy; 2 Best All Rounder – 1 Club, 1A; 2 R/up COTY; 1 MVP GF; 1 MVP Finals; 4 A Grade Premierships – 1 as V/Capt;	<b>7.5 years President</b> 4x A Grade Vice Capt
Bill Burnett 80/81 - 96/97	16	168 ALL in A	4830 @35	12 @18	<b>Fld 88 WK 9/-</b>	6 A Grade Batting Trophies; 1 A Grade Capt Trophy; 1 R/up COTY; 7 A Grade Premierships – 6 as Captain;	9 years A Grade Capt; 1 Outstanding Service Award; 1 yr Vice President; 4 yrs Manag't C'tee; 7 yrs Social Committee – 2 yrs Chair
Geoff Bell 80/81 - 96/97	17	191	1982 @21	393 @17	63	1 COTY R/Up; 2 Captain's Trophies – 1B, 1D 1 Best B Grade All Rounder; 2 MVP Finals; 6 Bowling Trophies – 1A, 4B, 1D; 1 D Grade Batting Trophy; 6 Premierships – 2A, 2B, 2D – 1 D grade as V/C	8 years Social Committee – 5 years Chairman 2 years Treasurer; 3 years Vice Capt – 1B; 2D 1 Outstanding Service Award
John Smith 80/81 - 97/98	17	156	2682 @22	172 @17	72	3 Bowling Trophies – 1B, 2C; 1 B Grade Batting Trophy; 1 B Grade Captain's Trophy; 2 Club Most Improved; 4 B Grade Premierships;	3 yrs C Grade Captain; 4 yrs Vice Capt – 2B, 2C 1 Outstanding Service Award; Year Book Founder; 15 yrs Year Book Editor
Rob Edwards 82/83 - 98/99	17	176	5193 @31	34 @28	67	8 Batting Trophies – 1A, 4B, 3C; 84 sixes; 1 R/up COTY; 1 C Grade Best Team Player; <b>1 Association Batting Trophy – Div 4-7</b> 2 Premiership Teams – 1A, 1B;	4 yrs B Grade Captain; 2 yrs C Grade Vice Captain;
Andrew "Vin" Hodge 79/80 - 98/99	20	181	5036 @32	4 @36	81	<b>Joint Club Founder;</b> 4 Batting Trophies – 1A, 1C, 2D 1 President's Trophy; 93 sixes; 2 A Grade Captain's Trophies; <b>2 Association Batting Trophies – Div 6, Div 5</b> 2 Premiership Teams – 1A, 1D	<b>Joint Club Founder;</b> 1 yr Secretary 5 yrs Captain – 1C, 4D 2 yrs Vice Captain – 1A, 1B
Tom Burnett 79/80 - 00/01	14	134	3147 @28	23 @14	41	<b>Joint Club Founder</b> 2 A Grade Batting Trophies; 1 A Grade Best All Rounder; 1 President's Trophy	<b>Joint Club Founder;</b> 9 yrs Management Committee: 4 yrs Secretary; 2 yrs Treasurer 8 yrs Social Committee; 2 yrs A Grade V/Capt
John Williams 84/85 - 01/02	15	152 147 in A	3352 @28	326 @16	67	6 COTY awards; 2 Best Club All Rounder; 7 A Grade Bowling Trophies; 2 A Grade Captain's Trophies; 3 MVP Finals; 4 A Grade Premierships; 1 MVP GF;	3 years A Grade Captain
Peter Hughes 85/86 - 02/03	18	205	4008 @21	9 @31	105	Most no. of successive games – 141 First fieldsman to take 100 catches 2 Captain's Trophies – 1B, 1C 3 B Grade Premierships;	1 Outstanding Service Award Established computer statistical data base 11 years Club Statistician and major contributor to Year Book 1992/93 – 2002/03
Andrew Conley 88/89 - 03/04	16	145	3747 @28	166 @21	74	2 Best Club All Rounder; 3 A Grade Captain's Trophies; 3 A Grade Premierships;	5 yrs A Grade Captain; 6 yrs Social Committee – 2 as Chair 2 yrs Management Committee
Dom Gibbie 91/92 – 06/07	16	172	3328 @23	44 @24	26	1 B Grade Best Team Player 1 B Grade Batting Trophy; 4 C Grade Batting Trophies 1 B Grade premiership + MVP in Grand Final	<b>3 years President;</b> 8 years Manag't C'tee; 3 years Capt & 3 years Vcapt – C/D 1 Outstanding Service Award
Joel Wilkin 91/92 – 06/07	16	179	1156 @12	403 @16	55	2 Team Player of Year – 1A, 1B; 2 A Captain's Trophies; 6 Bowling Trophies – 3A, 3B; 2 President's Trophies; 122 successive games; <b>Association Bowling trophy 00/01;</b> 2 MPV Finals; 3 Premierships -1A; 2B	3 years Management Committee 2 years B Capt; 4 years B Vice Capt;
Scott Williams 83/84 - 07/08	20	173	559 @7	309 @18	63	2 B grade Bowling Trophies; 2 President's Trophies; 1 Best Fielder; 1 A grade Captains Trophy; 1 Most Improved; 1 B Grade Best Team Player; 2 premierships – A (84/85), B (02/03);	Top supporter of club events and Club Plumber to many.
Grant Craigie 85/86 - 96/97; 03/04- 07/08	17	180	3350 @22	229 @22	67	2 batting trophies – 1B, 1C; 5 B Grade Bowling Trophies; 3 B Grade Captains Trophies; 1 COTY R/Up; 1 President's Trophy; 1 Most Improved; 122 successive games; 1 B Grade Premiership.	10 years Management Committee 3 years B Capt ; 1 year C Capt; 3 years B V-Capt; Bar Manager 1989/90
Phil Davidson 93/94 - 08/09	16	172	3673 @21	25 @35	73	2 A grade batting trophies; 2 Best Club Fielder; 1 President's Trophy; 1 Club Most Improved; 2 B grade premierships 01/02-02/03;	3 years A grade Capt 5 years Management Committee 1 year Vice President

## WARRADALE CC LIFE MEMBERS ACHIEVEMENTS AT TIME OF AWARD

PLAYER	Yrs	Gam	Runs	Wkt	C/St	AWARDS	SERVICE (at time of LM award)
David Brown 94/95 - 11/12	18	166	1829 @14	271 @18	Fld 61 WK 5/-	1 COTY R/up; 7 Bowling Trophies – 4C; 3D; 1 Club Most Improved; 1 Best Club Allrounder; 4 Captains Trophies: 3C; 1D; 2 Best Team Player – 1C, 1D; 2 Premierships -1C, 1D;	3 yrs Management Committee; 7 yrs Chair Selection Committee; 3 D Grade Capt; 4 C grade Vice Capt
Kristian Schultz 97/98 - 11/12	15	155 149 in A	3181 @20	30 @33	Fld 43 WK 78 /8	2 COTY awards; 1 MVP Finals; 1 Best Club All Rounder; 2 Outstanding Service Award; 1 A grade batting trophy; 1 A Grade Premiership;	4 Social Committee – 2 Chair; 3 Management Committee – 1 Secretary; 2 yrs A Capt; 7 yrs A Vice Capt 2 Outstanding Service Awards
Mike Sheehan 79/80 - 87/88	9	37	426 @14	6 @26	9	2 Premierships – 1A, 1B;	<b>7 years Club President 1981/82-1987/88;</b> Founder of Cricketer of the Year Award 81/82; Co-founder of the WCC Year Book 1983/84; With his wife Sandra, co-produced the first 6 editions of the Year Book 83/84 to 88/89; Only WCC rep on the Adelaide & Suburban Association Committee and helped initiate their player statistics on computer;
Ashley Marshall 96/97 - 12/13	17	191	2179 @14	323 @18	83	2 COTY awards; 6 COTY R/up; 1 MVP Finals; 4 Team Player – 1B, 2C, 1D; 3 Captains Trophy – 1C, 2D 5 Bowling trophies 1A, 1B, 2C, 1D; 2 Best Club All Rounder; 2 Premierships- 1A,1D	2 yrs C grade Capt; 3 yrs Management Committee - 2 yrs Secretary
Brian Conroy 81/82 - 93/94; 98/99	13	122	4033 @32	10 @30	Fld 80 WK 6/1	2 COTY awards; Club record of 230 sixes; <b>Div 5 Association Batting Trophy;</b> 4 batting trophies – 3C, 1D; 1 B Grade Captain's Trophy; 4 Premierships (3B, 1D) – all as captain;	5 yrs B grade Capt; 2 yrs D Grade Capt Regularly attended/supported social events.
Jason Conroy 89/90 - 03/04 09/10 - 13/14	20	157	1827 @12	53 @23	Fld 86 WK 7/1	2 Club Best Fielder trophies; 3 Best Fielder r/up; 2 President's Trophies; Club record for most catches in a season (16)	5 yrs Management Committee – 1 yr Vice President 2 yrs Social Committee – 1 yr Chair 4 yrs C grade Capt
Andrew Huxtable 90/91 -12/13	20	175	2537 @17	63 @19	Fld 45 WK 123/ 28	1 COTY award; 1 COTY R/up; 1 Most Improved; 2 Club Best Fielder; 1 President's Trophy; 1 A grade Captains Trophy; 1 B Grade Bowling Trophy; <b>1 Div 1-7 Assoc Wicketkeeping Trophy</b> 1 C grade Team Player; 2 Premierships- 1A,1B;	1 yr C grade Capt; 3 yrs B grade Vice Capt Socially involved in club
Dave Palmer 95/96 - 14/15	19	186	3265 @19	23 @21	93	4 Club Best Fielder; 1 Most Improved; 1 President's Trophy; 3 B Grade Batting Trophies; 1 B grade Team Player Award; 3 Premierships – 2B, 1D;	2 A Grade Capt – Finals 2013/14-14/15 3 B grade Capt; Captain 57 games - won 45%.
Tony Forster 84/85 – 97/98	14	153 149 in A	2831 @26	10 @29	WK 209 /99	1 COTY award; 2 COTY R/up; 74 sixes; 3 Best club all-rounder ; 2 A Grade Batting trophies; 1 A Grade Captains trophy; 1 A Grade Team Player Award; 5 A Grade Premierships; 1 MVP Finals; 1 MVP GF	3 yrs Management Committee 1 yr Social Committee 8 yrs A Grade Vice Capt (incl. 4 premierships) 15 games acting A grade captain Sponsor of Century Bat Trophies
Richie Dey 93/94 – 15/16	21	194	3085 @19	81 @21	Fld 82 WK 13 /1	2 Club Best Fielder Awards; 101 sixes; 2 Club Most Improved Awards; 1 A Grade Captains trophy; 3 Golden Globe Awards; 2 Premierships – 1A,1B;	1 year Management Committee 2 yrs B Grade Captain (won 68%) 1 year B Grade Vice Capt.
Paul Temby 00/01 – 16/17	17	187 120 in A	3704 @23	62 @21	Fld 76 WK 48 /14	1 COTY; 2 COTY R/up; 1 Club Most Improved; 1 Club Best All rounder; 1 Club Best Fielder; 2 Best A Grade Team Player; 123 sixes; 2 Batting Trophies (1A, 1B); 2 A Grade Captain's Trophies; 2 Premierships (1A, 1B + 1A as 12th man)	1 years Management Committee 2 years Vice Captain (1A, 1B) Acting Captain 3 games Regular supporter of club.
Andrew Tonkin 02/03 – 16/17	15	164 38 in A	2278 @18	162 @25	Fld 37 WK 3/2	2 Batting Trophies (1B, 1 D); 80 sixes; 3 Bowling Trophies (2B, 1C); 1 C Grade Premiership; 1 A Grade hat trick;	2 years President; 2 years Vice President; 6 years Management Committee 1 year Chairman Selectors 4 years Captain (2 B, 2 D); 2 yrs Vice Capt (B);



## WARRADALE &amp; AUSTRALIAN TEST PLAYER NUMBERS

WARRADALE  
PLAYERS 1- 90AUSTRALIAN  
PLAYERS 1- 90WARRADALE  
PLAYERS 91-180AUSTRALIAN  
PLAYERS 91- 180

Plyr No.	Warradale Players Name	Debut Season	Rnd	Gr	Dv	Australian Test Players Name	Debut	Plyr No.	Warradale Players Name	Debut Season	Rnd	Gr	Dv	Australian Test Players Name	Debut
1	AITCHISON Mike	1979/80	r 1	A 6		Charles Bannerman	1877	91	DOHERTY Jack	1988/89	r 1	A 1		Vernon Ransford	1907
2	BARKER Terry	1979/80	r 1	A 6		Jack Blackham	1877	92	FRANKCOM John	1988/89	r 1	A 1		Roger Hartigan	1908
3	FORDHAM Dave	1979/80	r 1	A 6		Bransby Cooper	1877	93	HARRISON Graham	1988/89	r 1	B 2		Jack O'Connor	1908
4	GOODLET Ross	1979/80	r 1	A 6		Tom Garrett	1877	94	PEARCE Mike	1988/89	r 1	B 2		Warren Bardsley	1909
5	HODGE David	1979/80	r 1	A 6		Dave Gregory	1877	95	WILLIAMS Mark	1988/89	r 1	B 2		Bill Whitty	1909
6	HURCOMBE Peter	1979/80	r 1	A 6		Ned Gregory	1877	96	McMAHON Peter	1988/89	r 3	B 2		Charles Kelleway	1910
7	JOYCE Steve	1979/80	r 1	A 6		John Hodges	1877	97	CONLEY Andrew	1988/89	r 4	A 1		Ranji Hordern	1911
8	KING Dave	1979/80	r 1	A 6		Tom Horan	1877	98	LAIRD Dean	1988/89	r 5	B 2		Roy Minnett	1911
9	MANETTA Phil	1979/80	r 1	A 6		Tom Kendall	1877	99	SUTHERLAND Alan	1988/89	r 9	A 1		Jimmy Matthews	1912
10	PATMORE Tim	1979/80	r 1	A 6		Billy Midwinter	1877	100	KUSTERMANN Bernie	1988/89	r10	B 2		John McLaren	1912
11	SINCLAIR Bob	1979/80	r 1	A 6		Nat Thomson	1877	101	McDONALD Kym	1989/90	r 1	A 1		Barlow Carkeek	1912
12	BURNETT Tom	1979/80	r 2	A 6		Thomas Kelly	1877	102	CURRAN John	1989/90	r 1	B 3		Sid Emery	1912
13	DENNIS Kevin	1979/80	r 2	A 6		Billy Murdoch	1877	103	SANTOS John	1989/90	r 1	B 3		Claude Jennings	1912
14	HODGE Andrew	1979/80	r 2	A 6		Fred Spofforth	1877	104	BORHAM Chris	1989/90	r 1	C 6		David Smith	1912
15	PARHAM Trevor	1979/80	r 2	A 6		Frank Allan	1879	105	BRIDEAOCKE Stewart	1989/90	r 1	C 6		Edgar Mayne	1912
16	PATMORE Dave	1979/80	r 3	A 6		Alick Bannerman	1879	106	CONROY Jason	1989/90	r 1	C 6		Herbie Collins	1920
17	SHEEHAN Mike	1979/80	r 4	A 6		Harry Boyle	1879	107	PEARCE Darren	1989/90	r 1	C 6		Jack Gregory	1920
18	ROBERT-SMITH Phil	1979/80	r 6	A 6		George Alexander	1880	108	TULL Darren	1989/90	r 1	C 6		Arthur Mailey	1920
19	CAMPBELL Peter	1980/81	r 1	A 5		George Bonnor	1880	109	WILLCOX Steve	1989/90	r 1	C 6		Bert Oldfield	1920
20	PELGRAVE Greg	1980/81	r 1	A 5		Thomas Groube	1880	110	WILLIS Doug	1989/90	r 1	C 6		Nip Pellow	1920
21	THOMPSON Phil	1980/81	r 1	A 5		Percy McDonnell	1880	111	GARRICK Paul	1989/90	r 2	B 3		Jack Ryder	1920
22	BAILEY Kym	1980/81	r 1	B 7		William Moule	1880	112	ELLIS Steve	1989/90	r 2	C 6		Johnny Taylor	1920
23	DALY Mick	1980/81	r 1	B 7		George Palmer	1880	113	FITZGERALD Ron	1989/90	r 2	C 6		Roy Park	1921
24	EIME Barry	1980/81	r 1	B 7		James Slight	1880	114	HUCKSTEPP Craig	1989/90	r 2	C 6		Ted McDonald	1921
25	JENNINGS Tony	1980/81	r 1	B 7		William Cooper	1882	115	YOUNG Peter	1989/90	r 2	C 6		Tommy Andrews	1921
26	MANOS George	1980/81	r 1	B 7		Edwin Evans	1882	116	HEDGER John	1989/90	r 3	B 3		Hunter Hendry	1921
27	NOBLE Bob	1980/81	r 1	B 7		George Giffen	1882	117	HEDGER Phil	1989/90	r 3	B 3		Bill Ponsford	1924
28	SMITH John	1980/81	r 1	B 7		Hugh Massie	1882	118	EGERT Eric	1989/90	r 4	C 6		Arthur Richardson	1924
29	SPURWAY Brett	1980/81	r 1	B 7		George Coulthard	1882	119	HUGHES Adam	1989/90	r 4	C 6		Vic Richardson	1924
30	BELL Geoff	1980/81	r 2	B 7		Sammy Jones	1882	120	BROWNE Noel	1990/91	r 1	A 1		Albert Hartkopf	1925
31	COX Andrew	1980/81	r 2	B 7		Henry Scott	1884	121	RUSBY Shane	1990/91	r 1	B 3		Clarrie Grimmett	1925
32	BURNETT Bill	1980/81	r 4	A 5		William Bruce	1885	122	CRUICKSHANK Darren	1990/91	r 1	C 6		Alan Kippax	1925
33	PAPAGALLO Frank	1980/81	r 4	A 5		Affie Jarvis	1885	123	HARRIS A	1990/91	r 1	C 6		Bill Woodfull	1926
34	MAZURKE Danny	1980/81	r 4	B 7		Alfred Marr	1885	124	KENDALL Wayne	1990/91	r 1	C 6		Donald Bradman	1928
35	WEEKLY D	1980/81	r 4	B 7		Samuel Morris	1885	125	THIELE Mark	1990/91	r 2	B 3		Bert Ironmonger	1928
36	CONROY Alan	1980/81	r 6	B 7		Henry Musgrove	1885	126	CAMERON Scott	1990/91	r 3	C 6		Don Blackie	1928
37	RANGER Brenton	1980/81	r 6	B 7		Roland Pope	1885	127	CATTRALL Jason	1990/91	r 3	C 6		Otto Nothling	1928
38	BILLICH Ray	1980/81	r 7	B 7		William Robertson	1885	128	CONROY Richard	1990/91	r 4	B 3		Ted A'Beckett	1929
39	ROBERTS Neville	1980/81	r 8	A 5		John Trumble	1885	129	COOMBE Craig	1990/91	r 4	C 6		Ron Oxenham	1929
40	BURGESS S	1980/81	r 8	B 7		Jack Worral	1885	130	HUXTABLE Andrew	1990/91	r 6	C 6		Archie Jackson	1929
41	CONROY Brian	1981/82	r 1	A 4		Patrick McShane	1885	131	EMERY Peter	1990/91	r 7	C 6		Alan Fairfax	1929
42	BROOKS Roger	1981/82	r 1	B 6		Francis Walters	1885	132	SHAW Phil	1990/91	r 7	C 6		Percy Hornbrook	1929
43	GORDON Richard	1981/82	r 1	B 6		John McIlwraith	1886	133	MITCHELL Rick	1990/91	r 8	B 3		Tim Wall	1929
44	McLACHLAN Andrew	1981/82	r 1	B 6		John Ferris	1887	134	GIBBIE Mick	1991/92	r 1	A 1		Stan McCabe	1930
45	MILLARD Peter	1981/82	r 1	B 6		Henry Moses	1887	135	BARNETT Mick	1991/92	r 1	B 2		Alexander Hurwood	1930
46	UPPAL Mohan	1981/82	r 4	B 6		Charles Turner	1887	136	FULLER Paul	1991/92	r 1	B 2		Keith Rigg	1931
47	NOBLE Brad	1981/82	r 6	B 6		Reginald Allen	1887	137	McDONALD Andrew	1991/92	r 1	B 2		Jack Nitschke	1931
48	JENNINGS Leigh	1981/82	r10	A 4		Frederick Burton	1887	138	WILKIN Anthony	1991/92	r 1	B 2		Philip Lee	1931
49	KUHN Graeme	1981/82	r10	B 6		John Cottam	1887	139	DEY Cameron	1991/92	r 1	C 5		Bill Hunt	1932
50	HOLST Bill	1982/83	r 1	A 3		Walter Giffen	1887	140	DONNELLAN Mick	1991/92	r 1	C 5		Bill O'Reilly	1932
51	OLIFFE John	1982/83	r 1	A 3		Jack Lyons	1887	141	GIBBIE Dom	1991/92	r 1	C 5		Pud Thurlow	1932
52	KEEN Bruce	1982/83	r 1	B 5		John Edwards	1888	142	McCULLOUGH Mick	1991/92	r 1	C 5		Jack Fingleton	1932
53	COOMBE Peter A	1982/83	r 3	A 3		Harry Trott	1888	143	HUMPHRY Peter	1991/92	r 2	C 5		Laurie Nash	1932
54	EDWARDS Rob	1982/83	r 6	B 5		Sammy Woods	1888	144	COOMBE Peter J	1991/92	r 2	D 6		Lisle Nagel	1932
55	STEER Peter	1982/83	r 6	B 5		Jack Barrett	1890	145	GIBBIE John	1991/92	r 2	D 6		Leo O'Brien	1933
56	WILLIAMS Scott	1983/84	r 1	A 2		Kenneth Burn	1890	146	KNOWLES Matthew	1991/92	r 2	D 6		Ernest Bromley	1933
57	AITKEN Geoff	1983/84	r 1	B 4		Percie Charlton	1890	147	LOUKES Grae	1991/92	r 4	D 6		Len Darling	1933
58	PLATTEN Shaun	1983/84	r 1	B 4		Syd Gregory	1890	148	BLACK Paul	1991/92	r 5	D 6		Hammy Love	1933
59	DEANE Andrew	1983/84	r 2	B 4		Hugh Trumble	1890	149	EMERY Joe	1991/92	r 5	D 6		Harry Alexander	1933
60	CRAM Don	1983/84	r 3	B 4		Sydney Callaway	1892	150	LOUGHEAD Paul	1991/92	r 8	D 6		Bill Brown	1934
61	FIELD Brian	1983/84	r 3	B 4		Harry Donnan	1892	151	O'LEARY Patrick	1991/92	r 8	D 6		Arthur Chipperfield	1934
62	COCHRANE Herb	1983/84	r 4	B 4		Bob McLeod	1892	152	GUTSCHE Anton	1992/93	r 1	A 1		Hans Ebeling	1934
63	WILLIAMS Peter	1983/84	r 4	B 4		Harry Graham	1893	153	DUGGIN Peter	1992/93	r 1	B 2		Chuck Fleetwood-Smith	1935
64	LOGAN Derek	1984/85	r 1	B 3		Joe Darling	1894	154	BARKER Shane	1992/93	r 1	D 6		Ernie McCormick	1935
65	WILLIAMS John	1984/85	r 1	B 3		Frank Iredale	1894	155	PERRYMAN Gavin	1992/93	r 2	C 4		Jack Badcock	1936
66	WILLSHIRE Steve	1984/85	r 1	B 3		Ernie Jones	1894	156	WILSON Bernie	1992/93	r 4	C 4		Ray Robinson	1936
67	FORSTER Tony	1984/85	r 2	B 3		Charlie McLeod	1894	157	JENNINGS Grant	1992/93	r 4	D 6		Morris Sievers	1936
68	SHIPP Andrew	1984/85	r 7	B 3		John Reedman	1894	158	BALDOCK Gary	1992/93	r 7	D 6		Frank Ward	1936
69	STAIDE Craig	1985/86	r 1	A 1		Arthur Coningham	1895	159	HALL John	1992/93	r 9	D 6		Ross Gregory	1937
70	BROWN Mike	1985/86	r 1	B 3		John Harry	1895	160	DEY Richard	1993/94	r 1	C 4		Ben Barnett	1938
71	EVERITT Gary	1985/86	r 1	B 3		Albert Trott	1895	161	BROWN Andrew	1993/94	r 1	D 5		Lindsay Hassett	1938
72	HALTON S	1985/86	r 1	B 3		Tom McKibbin	1895	162	McNAMARA Trinity	1993/94	r 1	D 5		Mervyn Waite	1938
73	HUMPHREYS C	1985/86	r 1	B 3		Charles Eady	1896	163	BROOKS Alan	1993/94	r 2	B 2		Sid Barnes	1938
74	RIPPINGALE B	1985/86	r 1	B 3		Clem Hill	1896	164	WOOD Shane	1993/94	r 3	D 5		Ian Johnson	1946
75	MEDWELL Ted	1985/86	r 2	B 3		James Kelly	1896	165	HERBERTSON Dave	1993/94	r 6	B 2		Ray Lindwall	1946
76	SMITH Wayne	1985/86	r 2	B 3		Monty Noble	1898	166	HARGRAVES Craig	1993/94	r 6	C 4		Colin McCool	1946
77	CRAIGIE Grant	1985/86	r 5	B 3		Bill Howell	1898	167	DAVIDSON Phil	1993/94	r 6	D 5		Ken Meuleman	1946
78	HUGHES Peter	1985/86	r 5	B 3		Frank Laver	1899	168	WATSON Chris	1993/94	r 6	D 5		Keith Miller	1946
79	TRAPPEIT Doug	1985/86	r11	B 3		Victor Trumper	1899	169	LANDORF Jason	1993/94	r 8	D 5		Don Tallon	1946
80	BRIDGLAND Andrew	1986/87	r 1	B 2		Warwick Armstrong	1902	170	McWILLIAMS Steve	1993/94	r 8	D 5		Ernie Toshack	1946
81	DAVIS Glen	1986/87	r 1	B 2		Reggie Duff	1902	171	THILTHORPE Ben	1993/94	r10	B 2		Arthur Morris	1946
82	DAVY Bruce	1986/87	r 2	B 2		Albert Hopkins	1902	172	LINDSAY Darryl	1993/94	r11	D 5		George Tribe	1946
83	HURE Arron	1986/87	r 2	B 2		Jack Saunders	1902	173	BRAMMY Simon	1994/95	r 1	C 4		Fred Freer	1946
84	McGORRAN Ian	1986/87	r 3	B 2		Joe Travers	1902	174	BROWN David F	1994/95	r 1	C 4		Bruce Dooland	1947
85	CHURCHETT Russell	1986/87	r 5	B 2		Albert Cotter	1904	175	SCOTT Ron	1994/95	r 1	C 4		Merv Harvey	1947
86	HALL Michael	1987/88	r 1	B 2		Peter McAlister	1904	176	HOUGH Damien	1994/95	r 1	D 5		Ron Hamence	1947
87	ROSS Des	1987/88	r 1	B 2		Algy Gehrs	1904	177	WAGNER Martin	1994/95	r 1	D 5		Bill Johnston	1947
88	BLANKS Owen	1987/88	r 9	B 2		Sammy Carter	1907	178	CLARE Hamish	1994/95	r 2	D 5		Neil Harvey	1948
89	GRAY Peter	1987/88	r 9	B 2		Gerry Hazlitt	1907	179	WELCH Gary	1994/95	r 2	D 5		Len Johnson	1948
90	LOY David	1987/88	r 9	B 2		Charles Macartney	1907	180	LANDORF Aaron	1994/95	r 3	C 4		Sam Loxton	1948

**WARRADALE & AUSTRALIAN TEST PLAYER NUMBERS****WARRADALE  
PLAYERS 181 - 270**

Plyr No.	Warradale Players Name	Debut Season	Rnd	Gr	Dv
181	RILEY Ian	1994/95	r 3	C 4	
182	THOMSON Peter	1994/95	r 3	D 5	
183	PLENDERLEITH Rob	1994/95	r 4	C 4	
184	ANDERSON Mark	1994/95	r 4	D 5	
185	COPLEY Steve	1994/95	r 4	D 5	
186	COLTON Don	1994/95	r 5	D 5	
187	McMAHON Danny	1994/95	r 6	C 4	
188	O'LEARY Matthew	1994/95	r 6	C 4	
189	ANDERSON Rob	1994/95	r 6	D 5	
190	GOLDSWORTHY Paul	1994/95	r 6	D 5	
191	MCDONALD M	1994/95	r 6	D 5	
192	WILLOUGHBY Kate	1994/95	r 6	D 5	
193	JAMES Matthew	1994/95	r 7	C 4	
194	JAMES Michael	1994/95	r 7	C 4	
195	PEDLER Ray	1994/95	r 7	C 4	
196	IRELAND M	1994/95	r 7	D 5	
197	KRAGTON Matthew	1994/95	r 8	C 4	
198	BRAMMY Luke	1994/95	r 9	C 4	
199	ECKERT Rob	1994/95	r 9	D 5	
200	HOPPENBROUWERS Ron	1994/95	r 9	D 5	
201	WALL Darren	1994/95	r10	C 4	
202	WEEKS Steve	1995/96	r 1	A 1	
203	WOODFIELD Andrew	1995/96	r 1	C 5	
204	GREEN Paul	1995/96	r 1	D 6	
205	LOY Tony	1995/96	r 1	D 6	
206	PALMER Dave	1995/96	r 1	D 6	
207	LITSTER Dave	1995/96	r 2	C 5	
208	WILLOUGHBY Dave	1995/96	r 2	C 5	
209	BILLING Jarrod	1995/96	r 4	D 6	
210	MADDERN Ashley	1995/96	r 6	C 5	
211	CHAN Anthony	1995/96	r 6	D 6	
212	LUONG Bang	1995/96	r 6	D 6	
213	TAO Nigel	1995/96	r 6	D 6	
214	DAMES Mark	1995/96	r 7	B 3	
215	GLENNVILLE Jim	1995/96	r 9	C 5	
216	MULDERS Bill	1995/96	r11	D 6	
217	PARKER John	1996/97	r 1	C 5	
218	ROWE Brenton	1996/97	r 1	C 5	
219	CAIRNEY Columba	1996/97	r 1	D 6	
220	JOLLY Steven	1996/97	r 1	D 6	
221	MARSHALL Ashley	1996/97	r 1	D 6	
222	PEARCE Brad	1996/97	r 8	D 6	
223	BURTENSHAW Dave	1997/98	r 1	A 1	
224	THORNBORROW Wayne	1997/98	r 1	A 1	
225	WISMAN Troy	1997/98	r 1	C 4	
226	WILKINS Graham	1997/98	r 1	D 5	
227	FLEMING Brian	1997/98	r 2	C 4	
228	LISTON Dave	1997/98	r 3	A 1	
229	SCOTT Anthony	1997/98	r 3	D 5	
230	ALSOOP Greg	1997/98	r 4	C 4	
231	GREEN Anthony	1997/98	r 4	D 5	
232	MAYFIELD Graham	1997/98	r 8	D 5	
233	SCHULTZ Kristian	1997/98	r 9	B 2	
234	BARNES Michael	1998/99	r 1	B 2	
235	RICHARDSON Dan	1998/99	r 1	B 2	
236	MARTIN David	1998/99	r 1	D 5	
237	BONNEY Zeb	1998/99	r 2	B 2	
238	LAWRENCE Pierre	1998/99	r 2	B 2	
239	BARRETT Dion	1998/99	r 2	C 4	
240	JEFFREY Jack	1998/99	r 2	D 5	
241	RANKINE Mark	1998/99	r 2	D 5	
242	FERRIS Shane	1998/99	r 3	A 1	
243	DOHERTY Geoff	1998/99	r 5	D 5	
244	VINCENT Wayne	1998/99	r11	A 1	
245	BEATTIE John	1999/00	r 1	A 1	
246	KING Russell	1999/00	r 1	A 1	
247	SWIFT Andrew	1999/00	r 1	B 2	
248	STEWART Malcolm	1999/00	r 1	C 4	
249	HAYES Daniel	1999/00	r 1	D 5	
250	GOUGH Aaron	1999/00	r 2	C 4	
251	OP'THOOG Matthew	1999/00	r 2	D 5	
252	DINAN Mick	1999/00	r 3	B 2	
253	GRINDROD Les	1999/00	r 3	D 5	
254	YEO Brent	1999/00	r 3	D 5	
255	O'CONNELL Lachlan	1999/00	r 4	A 1	
256	EASTHAM Dave	1999/00	r 5	C 4	
257	JESSER Rob	1999/00	r 5	C 4	
258	LYNE Mick	1999/00	r 5	D 5	
259	DUBSKY Matthew	1999/00	r 6	C 4	
260	MELLORS Greg	1999/00	r 6	D 5	
261	QUINN Simon	1999/00	r 7	A 1	
262	MCDONALD Gavin	2000/01	r 1	C 4	
263	MYSTUIK Simon	2000/01	r 1	C 4	
264	RAY Dave	2000/01	r 1	C 4	
265	PARR Ashley	2000/01	r 2	C 4	
266	REILLY S	2000/01	r 2	C 4	
267	THOMPSON Brett	2000/01	r 3	C 4	
268	NOBLE Graham	2000/01	r 3	D 5	
269	PARR Matthew	2000/01	r 4	C 4	
270	DENIET Scott	2000/01	r 4	D 5	

**AUSTRALIAN  
PLAYERS 181 - 270**

Australian Test Players Name	Debut
Doug Ring	1948
Ron Sagers	1948
Jack Moroney	1949
Geff Noblet	1950
Jack Iverson	1950
Ken Archer	1950
Jim Burke	1951
Graeme Hole	1951
Gil Langley	1951
Richie Benaud	1952
Colin McDonald	1952
George Thoms	1952
Ron Archer	1953
Ian Craig	1953
Alan Davidson	1953
John Hill	1953
Jim de Courcy	1953
Les Favell	1954
Len Maddocks	1955
Peter Burge	1955
Bill Watson	1955
Pat Crawford	1956
Ken Mackay	1956
Jack Rutherford	1956
Jack Wilson	1956
Wally Grout	1957
Lindsay Kline	1957
Ian Meckiff	1957
Bob Simpson	1957
Ron Gaunt	1958
Norm O'Neill	1958
Keith Slater	1959
Gordon Rorke	1959
Gavin Stevens	1959
Barry Jarman	1959
Johnny Martin	1961
Frank Misson	1961
Des Hoare	1961
Bill Lawry	1961
Garth McKenzie	1961
Brian Booth	1961
Colin Guest	1963
Barry Shepherd	1963
Neil Hawke	1963
Alan Connolly	1963
Tom Veivers	1963
Ian Redpath	1964
Grahame Corling	1964
Bob Cowper	1964
Rex Sellers	1964
Ian Chappell	1964
David Sincro	1964
Laurie Mayne	1965
Peter Philpott	1965
Graeme Thomas	1965
Peter Allan	1965
Doug Walters	1965
Keith Stackpole	1966
David Renneberg	1966
Brian Taber	1966
Graeme Watson	1967
John Gleeson	1967
Paul Sheahan	1967
Eric Freeman	1968
Les Joslin	1968
John Inverarity	1968
Ashley Mallett	1968
Terry Jenner	1970
Rod Marsh	1970
Alan Thomson	1970
Greg Chappell	1970
Ross Duncan	1971
Kerry O'Keeffe	1971
Dennis Lillee	1971
Tony Dell	1971
Ken Eastwood	1971
David Colley	1972
Bruce Francis	1972
Ross Edwards	1972
Bob Massie	1972
John Benaud	1972
Jeff Thomson	1973
Max Walker	1973
John Watkins	1973
Jeff Hammond	1973
Ian Davis	1974
Gary Gilmour	1974
Geoff Dymock	1974
Alan Hurst	1974
Ashley Woodcock	1974

**WARRADALE  
PLAYERS 271 - 360**

Plyr No.	Warradale Players Name	Debut Season	Rnd	Gr	Dv
271	HARMAN Tyler	2000/01	r 4	D 5	
272	TEMBY Paul	2000/01	r 4	D 5	
273	WATTERS Jason	2000/01	r 4	D 5	
274	SIDON Brendon	2000/01	r 5	C 4	
275	BARTON Matthew	2000/01	r 5	D 5	
276	PICK Dennis	2000/01	r 6	B 2	
277	MILLER Luke	2000/01	r 7	C 4	
278	EASTHAM Graham	2000/01	r10	C 4	
279	RYAN Damien	2000/01	r10	C 4	
280	CASPERS Brodie	2001/02	r 1	D 6	
281	CHYER Paul	2001/02	r 1	D 6	
282	HODGE Matthew	2001/02	r 1	D 6	
283	REDFERN Barry	2001/02	r 1	D 6	
284	BALSARINI Peter	2001/02	r 2	B 3	
285	COREY Mark	2001/02	r 2	C 5	
286	WILSON Jarrod	2001/02	r 2	D 6	
287	CONROY Gavin	2001/02	r 3	D 6	
288	HUTCHINSON Darren	2001/02	r 7	C 5	
289	TUMES John	2001/02	r 8	A 1	
290	SIDON Richard	2002/03	r 1	A 1	
291	FEUTRILL Dave	2002/03	r 1	C 4	
292	McWILLIAM Paul	2002/03	r 1	C 4	
293	TONKIN Andrew	2002/03	r 1	C 4	
294	BRD Derek	2002/03	r 1	D 6	
295	HEHR Darren	2002/03	r 1	D 6	
296	TRINDER Clinton	2002/03	r 5	D 6	
297	COX Ian	2002/03	r 6	D 6	
298	FERRETT Mick	2002/03	r 6	D 6	
299	GRAHAM Darren	2002/03	r 7	C 4	
300	SHEARER Duncan	2002/03	r 7	D 6	
301	SIMPSON Lance	2002/03	r 8	C 4	
302	GAUCI Dave	2002/03	r10	D 6	
303	ALLEN Cameron	2003/04	r 1	C 4	
304	FORSTER Sean	2003/04	r 1	C 4	
305	LDDY Josh	2003/04	r 1	C 4	
306	LORD Adam	2003/04	r 1	C 4	
307	MARSHALL Nick	2003/04	r 1	C 4	
308	DENIET Josh	2003/04	r 1	D 6	
309	HEDGER Nathan	2003/04	r 1	D 6	
310	BRAYSHER Brad	2003/04	r 2	C 4	
311	SLEEP Robert	2003/04	r 2	C 4	
312	MACK Dustin	2003/04	r 2	D 6	
313	DUNN Scott	2003/04	r 4	B 2	
314	SIMPSON Andrew	2003/04	r 4	C 4	
315	SMITH Dave	2003/04	r 5	A 1	
316	NICKOLAI Darren	2003/04	r 6	B 2	
317	HUMENIUK Eddie	2003/04	r 8	D 6	
318	TAYLOR Corey	2003/04	r 8	D 6	
319	BUTLER Andrew	2004/05	r 1	C 5	
320	MARECHAL Phil	2004/05	r 1	C 5	
321	RAYMOND Peter	2004/05	r 2	C 5	
322	KING Cameron	2004/05	r 3	C 5	
323	MURRAY Alex	2004/05	r 3	C 5	
324	EDWARDS Shaun	2004/05	r 4	B 2	
325	BROWN DK	2004/05	r 4	C 5	
326	EITZEN Paul	2004/05	r 4	C 5	
327	MULDOON Col	2004/05	r 5	B 2	
328	SANE Sunil	2004/05	r 6	C 5	
329	MONAHAN Phil	2005/06	r 1	C 5	
330	RYNNE Troy	2005/06	r 1	C 5	
331	VANSTONE Lee	2005/06	r 1	C 5	
332	BRASSER Mark	2005/06	r 2	C 5	
333	LINDHOLM Shaun	2005/06	r 2	C 5	
334	BEAVIS Mark	2005/06	r 3	C 5	
335	MCDONNELL Luke	2005/06	r 5	C 5	
336	MISQUITTA Brian	2005/06	r 5	C 5	
337	MORAN Damien	2005/06	r 6	C 5	
338	HUTCHINSON Wayne	2005/06	r 7	B 3	
339	HAY Adam	2005/06	r 8	C 5	
340	FROST Justin	2005/06	r 9	A 1	
341	CRAWFORD Wes	2006/07	r 1	B 4	
342	MONAHAN Justin	2006/07	r 1	B 4	
343	MITSIOS Taz	2006/07	r 1	C 7	
344	SHEARER L	2006/07	r 1	C 7	
345	ALLENSON Kevin	2006/07	r 2	C 7	
346	JORGENSEN Shane	2006/07	r 2	C 7	
347	BORCHARD Andrew	2006/07	r 3	A 1	
348	KELLY Steve	2006/07	r 3	B 4	
349	JANSSON P	2006/07	r 3	C 7	
350	WEBLEY Troy	2006/07	r 5	C 7	
351	BRYANT Rhys	2006/07	r 6	B 4	
352	PUGH Ben	2006/07	r 9	B 4	
353	HARPER Brent	2006/07	r10	A 1	
354	ROUTLEDGE Steve	2007/08	r 1	A 2	
355	WOOD Craig	2007/08	r 1	A 2	
356	OWUOR Donald	2007/08	r 1	C 6	
357	TONKIN Braedon	2007/08	r 1	C 6	
358	FISHER Andrew	2007/08	r 2	A 2	
359	LIGHTFOOT Derek	2007/08	r 2	A 2	
360	CROUCHER Simon	2008/09	r 1	A 2	

**AUSTRALIAN  
PLAYERS 271 - 360**

Australian Test Players	Name	Debut
	Wally Edwards	1974
	Rick McCosker	1975
	Alan Turner	1975
	Gary Cosier	1975
	Graham Yallop	1976
	David Hookes	1977
	Len Pascoe	1977
	Richie Robinson	1977
	Craig Serjeant	1977
	Ray Bright	1977
	Kim Hughes	1977
	Mick Malone	1977
	Wayne Clark	1977
	Paul Hibbert	1977
	Tony Mann	1977
	David Ogilvie	1977
	Steve Rixon	1977
	Peter Toohey	1977
	John Dyson	1977
	Sam Gannon	1977
	Ian Callen	1978
	Rick Darling	1978
	Graeme Wood	1978
	Bruce Yardley	1978
	Jim Higgs	1978
	Trevor Laughlin	1978
	Rodney Hogg	1978
	John Maclean	1978
	Allan Border	1979
	Phil Carlsson	1979
	Kevin Wright	1979
	Andrew Hilditch	1979
	Peter Sleep	1979
	Dav Whatmore	1979
	Jeff Moss	1979
	Bruce Laird	1979
	Julien Wiener	1979
	Graeme Beard	1980
	Geoff Lawson	1980
	Terry Alderman	1981
	Trevor Chappell	1981
	Martin Kent	1981
	Mike Whitney	1981
	Dirk Wellham	1981
	Greg Ritchie	1982
	Carl Rackemann	1982
	Kepler Wessels	1982
	Tom Hogan	1983
	Roger Woolley	1983
	Wayne B. Phillips	1983
	John Maguire	1983
	Greg Matthews	1983
	Steve Smith	1984
	Dean Jones	1984
	David Boon	1984
	Bob Holland	1984
	Murray Bennett	1984
	Craig McDermott	1984
	Simon O'Donnell	1985
	Dave Gilbert	1985
	Robbie Kerr	1985
	Merv Hughes	1985
	Geoff Marsh	1985
	Bruce Reid	1985
	Steve Waugh	1985
	Simon Davis	1986
	Tim Zoehrer	1986
	Chris Matthews	1986
	Greg Dyer	1986
	Peter Taylor	1987
	Mike Veletta	1987
	Tim May	1987
	Tony Dodemaide	1987
	Ian Healy	1988
	Trevor Hohns	1989
	Mark Taylor	1989
	Greg Campbell	1989
	Tom Moody	1989
	Mark Waugh	1991
	Shane Warne	1992
	Wayne N. Phillips	1992
	Paul Reiffel	1992
	Damien Martyn	1992
	Justin Langer	1993
	Jo Angel	1993
	Michael Slater	1993
	Brendon Julian	1993
	Glenn McGrath	1993
	Matthew Hayden	1994
	Michael Bevan	1994

**WARRADALE & AUSTRALIAN TEST PLAYER NUMBERS****WARRADALE  
PLAYERS 361 - 450****AUSTRALIAN  
PLAYERS 361 - 450****WARRADALE  
PLAYERS 451 - 479****AUSTRALIAN  
PLAYERS 451 - 479**

Plyr No.	Warradale Players Name	Debut Season	Rnd	Gr	Dv	Australian Test Players Name	Debut
361	BABBAGE Peter	2008/09	r 1	B 3		Damien Fleming	1994
362	RUSSELL Nick	2008/09	r 1	C 5		Phil Emery	1994
363	MONAHAN Peter	2008/09	r 2	B 3		Greg Blewett	1995
364	BROTHERTON Alex	2008/09	r 5	B 3		Peter McIntyre	1995
365	MANSOM Dave	2008/09	r 6	C 5		Stuart Law	1995
366	PARHAM Oliver	2008/09	r 8	C 5		Ricky Ponting	1995
367	FLAMANK Paul	2008/09	r 9	C 5		Brad Hogg	1996
368	CADD Anthony	2008/09	r10	C 5		Matthew Elliott	1996
369	WILLIAMS Jarrod	2008/09	r11	C 5		Michael Kasprovicz	1996
370	WILLIAMS Rowan	2008/09	r11	C 5		Jason Gillespie	1996
371	LIPSETT Wes	2009/10	r 1	A 2		Andy Bichel	1997
372	MARKS Greg	2009/10	r 3	B 3		Shaun Young	1997
373	BURNETT Christian	2009/10	r 4	C 6		Simon Cook	1997
374	MONAHAN Damien	2009/10	r 6	B 3		Stuart MacGill	1998
375	KANG Harmen	2009/10	r 6	C 6		Gavin Robertson	1998
376	BAYLISS Paul	2010/11	r 1	B 3		Paul Wilson	1998
377	DETHIERRY James	2010/11	r 2	A 2		Adam Dale	1998
378	WINTON Ben	2010/11	r 2	B 3		Darren Lehmann	1998
379	REA Paul	2010/11	r 3	B 3		Colin Miller	1998
380	TRAPPEL Ben	2010/11	r 3	B 3		Matthew Nicholson	1998
381	GEORGE Paul	2010/11	r 3	C 6		Adam Gilchrist	1999
382	TRUSCOTT Chad	2010/11	r 3	C 6		Scott Muller	1999
383	STOKES Ben	2010/11	r 5	A 2		Brett Lee	1999
384	ANDERSON Brett	2010/11	r 5	C 6		Simon Katich	2001
385	REVELL Glen	2010/11	r 8	C 6		Martin Love	2002
386	MATTHEWS Jacob	2010/11	r 9	B 3		Brad Williams	2003
387	BENNETT Brad	2011/12	r 1	A 2		Nathan Bracken	2003
388	MAHAR Jason	2011/12	r 1	C 6		Andrew Symonds	2004
389	DAWSON Ben	2011/12	r 2	B 3		Michael Clarke	2004
390	DEANE Josh	2011/12	r 2	B 3		Nathan Hauritz	2004
391	GILBERT Shane	2011/12	r 3	C 6		Shane Watson	2005
392	MOORE Jason	2011/12	r 3	C 6		Shaun Tait	2005
393	DADE Lewis	2011/12	r 4	C 6		Michael Hussey	2005
394	NATT Ashley	2011/12	r 5	B 3		Brad Hodge	2005
395	HUME Shane	2011/12	r 7	A 2		Phil Jaques	2005
396	ARMAN Ben	2011/12	r 8	B 3		Stuart Clark	2006
397	PATTERSON Heath	2012/13	r 1	A 2		Dan Cullen	2006
398	SUKKE Shaun	2012/13	r 1	C 6		Mitchell Johnson	2007
399	PRIEST Brett	2012/13	r 2	A 2		Chris Rogers	2008
400	ARMAN Sam	2012/13	r 2	C 6		Brad Haddin	2008
401	PRICE Nathan	2012/13	r 2	C 6		Beau Casson	2008
402	TEE Dillon	2012/13	r 2	C 6		Cameron White	2008
403	ISLAM Robiul	2012/13	r 3	B 4		Peter Siddie	2008
404	BYNE Oliver	2012/13	r 3	C 6		Jason Krejza	2008
405	BRAZIL Nick	2012/13	r 4	C 6		Doug Bollinger	2009
406	NEMES Nathan	2012/13	r 4	C 6		Andrew McDonald	2009
407	GIBBIE Chris	2012/13	r 9	A 2		Ben Hilfenhaus	2009
408	MARTIN Anthony	2012/13	r 9	B 4		Phillip Hughes	2009
409	BODEN Nick	2013/14	r 1	A 2		Marcus North	2009
410	JURIC Ivan	2013/14	r 1	A 2		Bryce McGain	2009
411	OAKES Matthew	2013/14	r 1	A 2		Graham Manou	2009
412	SMITH Tim	2013/14	r 1	A 2		Clint McKay	2009
413	BATES Simon	2013/14	r 1	B 4		Ryan Harris	2010
414	JEYNES Steve	2013/14	r 1	B 4		Tim Paine	2010
415	PANSINI Angelo	2013/14	r 1	B 4		Steven Smith	2010
416	BRYSON Brett	2013/14	r 1	C 5		Peter George	2010
417	FERGUSON Haimish	2013/14	r 1	C 5		Xavier Doherty	2010
418	FERGUSON Jason	2013/14	r 1	C 5		Michael Beer	2011
419	JOLLY Nayland	2013/14	r 1	C 5		Usman Khawaja	2011
420	JOLLY Rowen	2013/14	r 1	C 5		Trent Copeland	2011
421	JONES David	2013/14	r 1	C 5		Nathan Lyon	2011
422	LOUNDER Graham	2013/14	r 1	C 5		Shaun Marsh	2011
423	MILDREN Bryan	2013/14	r 1	C 5		Pat Cummins	2011
424	NIELSON Rick	2013/14	r 1	C 5		James Pattinson	2011
425	LAMSHED Kym	2013/14	r 1	D 7		Mitchell Starc	2011
426	NIJAZ Asim	2013/14	r 2	C 5		David Warner	2011
427	SPANTON Troy	2013/14	r 2	D 7		Ed Cowan	2011
428	BROOKER Christian	2013/14	r 3	A 2		Matthew Wade	2012
429	SHEPHERD Tristan	2013/14	r 3	A 2		Rob Quiney	2012
430	MONAGHAN Scott	2013/14	r 3	C 5		John Hastings	2012
431	SWANSON Andrew	2013/14	r 3	C 5		Jackson Bird	2012
432	SHAMRA Deepak	2013/14	r 3	D 7		Moises Henriques	2013
433	PALMER Edward	2013/14	r 4	C 5		Glenn Maxwell	2013
434	ANGOVE Simon	2013/14	r 5	D 7		Ashton Agar	2013
435	GODMAN Eddie	2013/14	r 6	B 4		James Faulkner	2013
436	MOORE Nick	2013/14	r 6	D 7		George Bailey	2013
437	MOHAMMAD Imran	2013/14	r 8	B 4		Alex Doolan	2014
438	MOHAMMAD Zane	2013/14	r 8	B 4		Mitchell Marsh	2014
439	O'TOOLE Zach	2013/14	r10	C 5		Steve O'Keefe	2014
440	BALYM Anton	2014/15	r 1	A 2		Josh Hazlewood	2014
441	LODER Warwick	2014/15	r 1	A 2		Joe Burns	2014
442	BRUSNAHAN Dale	2014/15	r 1	B 4		Adam Voges	2015
443	FERGUSON Lachlan	2014/15	r 1	B 4		Peter Nevill	2015
444	McGRATH Eoghan	2014/15	r 1	C 6		Jon Holland	2016
445	SAINI Shammie	2014/15	r 1	C 6		Callum Ferguson	2016
446	SINGH Kunwar	2014/15	r 1	C 6		Joe Mennie	2016
447	COOPER Michael	2014/15	r 1	D 7		Peter Handscomb	2016
448	SHARMA Vaneet	2014/15	r 3	B 4		Nic Maddinson	2016
449	BARLEY James	2014/15	r 3	D 7		Matthew Renshaw	2016
450	MOORE Greg	2014/15	r 4	C 6		Hilton Cartwright	2016

Plyr No.	Warradale Players Name	Debut Season	Rnd	Gr	Dv	Australian Test Players Name	Debut
451	MOORE Kayd	2014/15	r 4	C 6			
452	DREW Corey	2014/15	r 4	D 7			
453	MAHONEY David	2014/15	r 4	D 7			
454	THERALDSEN Joshua	2014/15	r 4	D 7			
455	DESHPANDE Niranjana	2014/15	r 6	C 6			
456	GULATI Sandeep	2014/15	r 6	D 7			
457	MOORE Henry	2014/15	r 6	D 7			
458	BELSAK Andrew	2015/16	r 1	A 2			
459	SCHMIAUKE Marc	2015/16	r 1	A 2			
460	WOODS Daniel	2015/16	r 1	A 2			
461	WILSON Gary	2015/16	r 1	B 4			
462	CASEY Aaron	2015/16	r 1	D 7			
463	CLARIDGE Daniel	2015/16	r 1	D 7			
464	CORNELISSEN Jack	2015/16	r 1	D 7			
465	HARRIS Glenn	2015/16	r 1	D 7			
466	TYNSKI Simon	2015/16	r 1	D 7			
467	BARRITT Henry	2015/16	r 2	B 4			
468	BORLAND Daniel	2015/16	r 2	D 7			
469	SIMPSON Ryan	2016/17	r 1	B 5			
470	MASON Steve	2016/17	r 1	D 8			
471	CANDLETT Shane	2016/17	r 2	C 7			
472	CROUCH Jack	2016/17	r 2	D 8			
473	CRAIGIE Tyson	2016/17	r 3	D 8			
474	FONTAINE Gavin	2016/17	r 3	D 8			
475	JELBERT Curtis	2016/17	r 3	D 8			
476	CLYDESDALE Matt	2016/17	r 4	C 7			
477	HANSBERRY Bill	2016/17	r 4	C 7			
478	BURROWS Mark	2016/17	r 5	C 7			
479	BENSON Chris	2016/17	r 8	D 8			

# SECTION III

## WARRADALE CRICKET CLUB

### PLAYER RECORDS

### 1979/80 TO 2016/17

3-1 to 3-102	Section 3 Contents
3-2	Individual Career Batting, Bowling and Fielding Statistics for All Players
3-14	Career Most Games
3-15	Career Batting Records
3-25	Career COTY points, All-rounder, Wicket-keeping, Fielding Records
3-28	Career Bowling Records
3-33	Individual Innings Records for Batting, Partnerships and All Rounders
3-40	Individual Innings Records for Bowling and Fielding
3-43	Individual Season Records (Batting, Bowling & Fielding)
3-46	Grade Records (A, B, C, D grades)
3-62	Division Records (Div 1-8)
3-77	Opposition Records (career runs/wickets against individual Clubs)
3-82	Finals Records
3-84	Ground Records
3-86	Individual Milestone Records (quickest to match, batting, bowling, fielding milestones)
3-94	Miscellaneous Statistics – runs/wickets in each Grade, Division, Season & Practice Points
3-99	Miscellaneous Records – youngest/oldest, before Xmas, successive games, etc...

## BATTING STATISTICS FOR WARRADALE CRICKET CLUB IN CAREER

Player Name	Debut	Yrs	Gam	Bat Inn NO	Runs	Ave	Innings HI	Scores 100>50>30>10>0*	SeasonAgg HI 300200	Pshps 10050	% Tm	% Cr	ScoreStrokes 6's 4's 1's	How Out Ct Bo Lb
AITCHISON Mike	1979/80	2	6	3 1	3	1.5	2*	- - - 2 1	2 - -	- - -	0	20	- - 3	- 1 -
AITKEN Geoff	1983/84	1	11	12 -	341	28.4	85	- 3 3 2 2 2	341 1 -	1 4	15	49	6 33 86	8 3 -
ALLEN Cameron	2003/04	1	1	1 -	1	1.0	1	- - - 1 -	1 - -	- - -	1	11	- - 1	- 1 -
ALLENSON Kevin	2006/07	1	1	- -	0	-	-	- - - - -	- - -	- - -	0	-	- - -	- - -
ALSOPE Greg	1997/98	10	105	117 9	2807	26.0	118	4 11 18 42 31 11	667 2 5	8 26	14	50	72 318 524	53 35 16
ANDERSON Brett	2010/11	1	3	- -	0	-	-	- - - - -	- - -	- - -	0	-	- - -	- - -
ANDERSON Mark	1994/95	1	2	1 -	7	7.0	7	- - - 1 -	7 - -	- - -	2	24	- 1 3	1 - -
ANDERSON Rob	1994/95	4	15	13 5	118	14.8	34*	- - 1 3 7 2	111 - -	3 4	39	1 14 38	3 3 -	
ANGOVE Simon	2013/14	1	1	1 -	10	10.0	10	- - - 1 -	10 - -	- - -	6	59	1 - 2	1 - -
ARMAN Ben	2011/12	6	33	24 11	146	11.2	28	- - - 6 11 7	89 - -	4 3	24	- 16 53	4 5 4	
ARMAN Sam	2012/13	4	19	9 3	22	3.7	9	- - - 7 2	15 - -	- - -	1	21	- 2 8	2 3 -
BABBAGE Peter	2008/09	2	15	14 1	88	6.8	18*	- - - 4 6 4	83 - -	- - -	3	35	- 13 15	8 5 -
BAILEY Kym	1980/81	1	10	8 1	19	2.7	18	- - - 1 2 5	19 - -	1 1	20	- 2 11	- 4 3	
BALDOCK Gary	1992/93	4	6	5 2	162	54.0	76*	- 1 2 -	115 - -	1 -	16	34	- 26 48	1 2 -
BALSARINI Peter	2001/02	1	5	3 3	32	-	26*	- - - 1 2 -	32 - -	- - -	4	32	- 4 12	- - -
BALYM Anton	2014/15	3	39	35 6	1023	35.3	104*	1 4 11 9 9 1	584 1 1	3 12	14	41	1 116 297	19 3 7
BARKER Shane	1992/93	1	7	7 1	58	9.7	20	- - - 3 2 2	58 - -	1 4	43	3 5 11	2 4 -	
BARKER Terry	1979/80	7	53	34 10	288	12.0	59*	- 1 - 11 19 3	104 - -	1 3	46	13 28 72	13 8 -	
BARLEY James	2014/15	2	16	16 2	498	35.6	103*	1 4 - 5 5 1	300 1 -	1 5	16	56 20 58	77 8 5 1	
BARNES Michael	1998/99	1	1	1 1	4	-	4*	- - - 1 -	4 - -	- - -	2	31	- - 2	- - -
BARNETT Mick	1991/92	3	36	22 7	149	9.9	40	- - - 1 4 11 6	51 - -	- - -	3	52	2 12 35	13 2 -
BARRETT Dion	1998/99	1	5	3 -	9	3.0	5	- - - 2 1	9 - -	- - -	1	45	- - 5	2 1 -
BARRITT Henry	2015/16	2	21	17 1	250	15.6	61	- 2 - 4 9 2	153 - -	5 7	39	2 23 82	9 6 1	
BARTON Matthew	2000/01	5	34	34 5	729	25.1	58	- 4 9 7 10 4	259 - 2	1 8	11	42	8 68 199	14 9 1
BATES Simon	2013/14	4	35	25 6	174	9.2	25	- - - 8 12 5	71 - -	1 3	28	- 16 61	7 5 4	
BAYLISS Paul	2010/11	5	39	35 3	425	13.3	49	- - - 4 10 16 5	140 - -	1 5	6	35	3 47 150	19 6 5
BEATTIE John	1999/00	4	30	21 8	202	15.5	59*	- 1 - 6 10 4	101 - -	- - -	1	3	48 3 20 59	7 2 -
BEAVIS Mark	2005/06	3	10	12 1	206	18.7	73	- 1 1 4 5 1	183 - -	- - -	13	61	2 18 60	8 3 -
BELL Geoff	1980/81	33	312	272 66	4908	23.8	107	3 26 33 77 105 28	503 6 5	12 51	9	43	20 416 1947	116 54 12
BELSAK Andrew	2015/16	2	12	13 -	556	42.8	134	2 2 1 6 2 -	398 1 -	3 3	23	58	14 70 104	12 - -
BENNETT Brad	2011/12	2	22	22 -	420	19.1	49	- - - 6 8 7 1	246 - 1	1 4	11	35	1 20 175	11 5 3
BENSON Chris	2016/17	1	6	5 -	50	10.0	27	- - - 2 3 -	50 - -	- - -	7	48	1 4 14	4 - 1
BILLICH Ray	1980/81	1	2	2 -	4	2.0	3	- - - 2 -	4 - -	- - -	1	17	- - 4	- - -
BILLING Jarrod	1995/96	8	35	34 3	453	14.6	62	- 2 2 12 14 4	136 - -	2 7	62	15 46 85	19 10 -	
BIRD Derek	2002/03	2	4	2 1	48	48.0	38*	- - - 1 1 -	38 - -	1 6	44	- 4 17	- - -	
BLACK Paul	1991/92	3	21	15 3	176	14.7	39	- - - 2 4 7 2	94 - -	- - -	1	5	60 10 11 37	8 3 -
BLANKS Owen	1987/88	1	1	1 -	1	1.0	1	- - - 1 -	1 - -	- - -	0	20	- - 1	1 - -
BODEN Nick	2013/14	4	44	43 2	951	23.2	87	- 7 6 13 14 3	430 1 1	1 8	12	47	11 116 220	25 3 11
BONNEY Zeb	1998/99	1	1	- -	0	-	-	- - - - -	- - -	- - -	0	-	- - -	- - -
BORCHARD Andrew	2006/07	1	3	3 1	7	3.5	6	- - - 2 1	7 - -	- - -	1	23	- 1 3	- 2 -
BOREHAM Chris	1989/90	1	5	5 -	74	14.8	46	- - - 1 1 3 -	74 - -	1 6	60	5 5 10	2 2 -	
BORLAND Daniel	2015/16	1	6	3 -	25	8.3	14	- - - 2 - 1	25 - -	- - -	2	58	1 3 7	1 1 1
BRAMMY Luke	1994/95	4	7	5 -	29	5.8	15	- - - 2 - 3	15 - -	- - -	3	45	1 3 5	4 1 -
BRAMMY Simon	1994/95	13	95	80 21	837	14.2	68	- 2 8 20 37 13	204 - 1	3 5	55	44 77 141	25 26 -	
BRASSER Mark	2005/06	2	8	6 1	14	2.8	7*	- - - 4 2 7	7 - -	- - -	1	38	- - 7	2 2 -
BRAYSHER Brad	2003/04	1	10	10 1	92	10.2	37	- - - 1 2 6 1	92 - -	- - -	6	40	1 8 26	4 5 -
BRAZIL Nick	2012/13	1	3	2 -	5	2.5	5	- - - 1 1 5	5 - -	- - -	1	33	- - 5	1 1 -
BRIDEAOCKE Stewart	1989/90	1	1	1 -	4	4.0	4	- - - 1 -	4 - -	- - -	2	17	- - 2	1 - -
BRIDGLAND Andrew	1986/87	2	17	18 -	228	12.7	40	- - - 2 5 8 3	217 - 1	2 7	37	- 24 73	4 9 2	
BROOKER Christian	2013/14	4	38	31 6	737	29.5	113	1 1 7 11 9 2	271 - 2	1 8	11	47	6 81 209	14 6 2
BROOKS Alan	1993/94	1	4	5 1	40	10.0	27	- - - 1 3 1 40	- - -	- - -	7	45	- 1 16	3 - -
BROOKS Roger	1981/82	1	5	4 1	15	5.0	12	- - - 1 2 1 15	- - -	1 1	21	- 1 9	2 - -	
BROTHERTON Alex	2008/09	3	7	5 -	49	9.8	25	- - - 2 1 25	- - -	- - -	5	65	1 9 4	4 1 -
BROWN Andrew	1993/94	16	164	138 18	964	8.0	45	- - - 3 27 71 27	97 - -	5 3	48	12 103 247	62 43 10	
BROWN DK	2004/05	1	2	2 -	18	9.0	14	- - - 1 1 -	18 - -	- - -	7	43	- 3 4	1 1 -
BROWN David F	1994/95	20	168	151 22	1829	14.2	89	- 4 14 42 71 20	216 - 2	1 20	6	38	7 168 618	74 42 6
BROWN Mike	1985/86	11	85	75 16	1043	17.7	85	- 3 8 22 36 6	257 - 3	1 8	6	48	17 123 244	32 20 1
BROWNE Noel	1990/91	19	151	108 31	1333	17.3	98*	- 2 9 36 49 12	213 - 1	1 13	5	43	37 121 325	51 15 8
BRUSNAHAN Dale	2014/15	3	40	28 15	342	26.3	31*	- - - 4 9 13 2	183 - -	- - -	4	47	2 42 88	7 4 -
BRYANT Rhys	2006/07	1	1	1 -	9	9.0	9	- - - 1 -	9 - -	- - -	7	60	- - 2	1 - -
BRYSON Brett	2013/14	4	48	24 3	235	11.2	44	- - - 3 5 14 2	180 - -	4 3	34	- 13 115	6 8 3	
BURGESS S	1980/81	1	2	2 1	27	27.0	23*	- - - 1 1 -	27 - -	- - -	9	44	1 2 11	1 - -
BURNETT Bill	1980/81	20	177	169 27	5068	35.7	153	8 25 33 53 44 6	519 8 5	16 59	15	47	28 434 1716	98 25 7
BURNETT Christian	2009/10	1	1	1 -	82	82.0	82	- 1 - -	82 - -	1 -	30	44	3 8 30	1 - -
BURNETT Tom	1979/80	14	134	134 20	3147	27.6	100*	1 14 24 46 44 5	474 4 4	8 42	12	40	2 290 1235	60 32 6
BURROWS Mark	2016/17	1	11	8 -	63	7.9	12	- - - 5 2 1	63 - -	- - -	1	4	24 - 4 23	3 1 1
BURTENSHAW Dave	1997/98	7	60	57 13	581	13.2	41	- - - 4 19 29 5	162 - -	6 5	43	2 51 170	29 11 1	
BUTLER Andrew	2004/05	1	1	- -	0	-	-	- - - - -	- - -	- - -	0	-	- - -	- - -
BYNE Oliver	2012/13	1	7	3 -	12	4.0	5	- - - 3 -	12 - -	- - -	1	57	- 2 2	3 - -
CADD Anthony	2008/09	5	42	36 6	619	20.6	87*	- 2 5 13 11 5	222 - 1	6 8	63	53 40 88	17 10 3	
CAIRNEY Columba	1996/97	11	41	36 11	185	7.4	41*	- - - 1 5 19 11	74 - -	- - -	3	42	3 21 55	8 10 6
CAMERON Scott	1990/91	1	1	1 1	86	-	86*	- 1 - -	86 - -	2 31	58	3 10 16	- - -	
CAMPBELL Peter	1980/81	1	6	6 1	170	34.0	108*	1 - 1 1 3 -	170 - -	1 -	16	81	13 17 17	4 - -
CANDLETT Shane	2016/17	1	2	2 1	19	19.0	19	- - - 1 1 -	19 - -	- - -	4	59	- 1 5	- - 1
CASEY Aaron	2015/16	1	10	5 -	89	17.8	29	- - - 4 - 1	89 - -	- - -	1	5	4 11 13	3 - 2
CASPERS Brodie	2001/02	1	1	- -	0	-	-	- - - - -	- - -	- - -	0	-	- - -	- - -
CATTRALL Jason	1990/91	1	1	- -	0	-	-	- - - - -	- - -	- - -	0	-	- - -	- - -
CHAN Anthony	1995/96	3	5	4 2	3	1.5	3*	- - - 2 2	3 - -	- - -	0	13	- - 1	- - 1
CHURCHETT Russell	1986/87	1	5	2 1	14	14.0	8	- - - 2 -	14 - -	- - -	1	26	- - 6	- - -
CHYER Paul	2001/02	3	13	13 -	283	21.8	106	1 - 1 5 5 1	193 - -	3 12	54	4 37 65	5 6 1	
CLARE Hamish	1994/95	2	20	22 2	312	15.6	55*	- 1 1 9 6 5	174 - -	6 8	34	6 34 92	12 2 4	
CLARIDGE Daniel	2015/16	2	27	17 3	188	13.4	61	- 1 - 7 7 2	130 - -	4 4	35	2 15 55	9 5 -	
CLYDESDALE Matt	2016/17	1	6	2 -	41	20.5	25	- - - 2 -	41 - -	- - -	6	53	- 4 15	2 - -
COCHRANE Herb	1983/84	2	19	12 4	193	24.1	44*	- - - 3 5 1	143 - -	- - -	1	6	57 5 22 42	7 - -
COLTON Don	1994/95	4	8	7 2	128	25.6	75*	- 1 1 1 3 1	107 - -	1 1	8	27	- 12 58	1 1 3
CORLEY Andrew	1988/89	29	273	278 37	7639	31.7	163*	9 38 45 105 56 25	650 10 8	20 80	15	46	96 951 1926	141 73 11

## BOWLING &amp; FIELDING STATISTICS FOR WARRADALE CRICKET CLUB IN CAREER

Player Name	Bowl Inn	Overs	Mdn	Runs	Wkt	Ave	Innings Best	Fig 5w 3w	Season Ag Ht 25 15	How Out Ct Bo Lb St	Wk/ Inn	BaLL/ Wkt	Run/ Over	% Tm	Fld Ct	W'Keeping Ct St Bye	Gam	
AITCHISON Mike	-	-	-	-	-	-	-	-	-	-	0.0	0.0	0.0	0	5	-	-	
AITKEN Geoff	3	4	1	5	-	-	-	-	-	-	0.0	0.0	1.3	0	5	-	-	
ALLEN Cameron	-	-	-	-	-	-	-	-	-	-	0.0	0.0	0.0	0	-	-	-	
ALLENSON Kevin	1	8	-	55	-	-	-	-	-	-	0.0	0.0	6.9	0	1	-	-	
ALSOP Greg	22	86	11	397	14	28.4	2/10	-	6	12	1	0.6	36.9	4.6	2	51	2 1 4 4	
ANDERSON Brett	1	4	-	11	1	11.0	1/11	-	1	-	1	1.0	24.0	2.8	20	-	-	
ANDERSON Mark	2	13	2	92	2	46.0	2/23	-	2	1	1	1.0	39.0	7.1	13	1	-	
ANDERSON Rob	16	144	34	457	18	25.4	3/40	-	17	13	3	2	1.1	48.0	3.2	12	7	
ANGOVE Simon	1	7	3	8	-	-	-	-	-	-	-	0.0	0.0	1.1	0	-	-	
ARMAN Ben	32	211	32	846	40	21.2	4/55	-	7	29	3	3	1.3	31.7	4.0	15	16	
ARMAN Sam	6	30	2	180	4	45.0	2/56	-	3	2	1	1	0.7	45.0	6.0	2	3	
BABBAGE Peter	14	84	9	389	11	35.4	3/31	-	10	10	1	-	0.8	45.8	4.6	9	10	
BAILEY Kym	2	1.4	-	5	1	5.0	1/4	-	1	1	-	-	0.5	10.0	3.0	1	4	
BALDOCK Gary	5	24.4	4	86	5	17.2	3/10	-	1	2	3	-	1.0	29.6	3.5	11	2	
BALSARINI Peter	7	64	10	185	7	26.4	3/41	-	1	6	1	-	1.0	54.9	2.9	11	2	
BALYM Anton	2	2.2	-	24	-	-	-	-	-	-	-	0.0	0.0	10.3	0	-	32 27 113 38	
BARKER Shane	2	4	1	14	-	-	-	-	-	-	-	0.0	0.0	3.5	0	1	1 - 7 2	
BARKER Terry	3	6	1	31	-	-	-	-	-	-	-	0.0	0.0	5.2	0	1	68 18 159 49	
BARLEY James	1	4	-	18	-	-	-	-	-	-	-	0.0	0.0	4.5	0	4	- 16 4	
BARNES Michael	-	-	-	-	-	-	-	-	-	-	-	0.0	0.0	0.0	0	-	-	
BARNETT Mick	38	441.2	114	1026	78	13.2	7/28	3 10	32 1 2	33 39	6	-	2.1	33.9	2.3	23	10	
BARRETT Dion	2	10	3	32	1	32.0	1/26	-	1	-	1	-	0.5	60.0	3.2	3	2	
BARRITT Henry	18	72.5	5	352	22	16.0	4/25	-	5	15	4	1	2	1.2	19.9	4.8	11	4
BARTON Matthew	18	115.2	14	383	29	13.2	6/16	1 3	19 - 1	15 10	3	1	1.6	23.9	3.3	9	18	
BATES Simon	3	7	-	44	1	44.0	1/21	-	1	1	-	-	0.3	42.0	6.3	0	17	
BAYLISS Paul	11	47.3	4	227	5	45.4	1/3	-	1	3	2	-	0.5	57.0	4.8	2	3	
BEATTIE John	33	277.3	71	751	60	12.5	6/42	1 8	31 1 1	25 27	8	-	1.8	27.8	2.7	20	11	
BEAVIS Mark	1	13	2	63	-	-	-	-	-	-	-	0.0	0.0	4.8	0	2	10 - 28 7	
BELL Geoff	273	2846.2	649	7898	468	16.9	7/40	14 56	44 7 8	258 163	44	2	1.7	36.5	2.8	16	99	
BELSAK Andrew	9	47.5	10	157	8	19.6	4/33	-	1	5	1	1	0.9	35.9	3.3	9	4	
BENNETT Brad	7	36	5	137	3	45.7	1/18	-	3	2	-	1	0.4	72.0	3.8	2	8	
BENSON Chris	3	15.2	1	58	4	14.5	4/17	-	1	4	-	3	1	1.3	23.0	3.8	9	4
BILLICH Ray	2	2	1	3	-	-	-	-	-	-	-	0.0	0.0	1.5	0	-	-	
BILLING Jarrod	23	79	12	327	17	19.2	3/19	-	1	9	6	2	0.7	27.9	4.1	5	9	
BIRD Derek	4	18	4	49	2	24.5	1/5	-	1	1	1	-	0.5	54.0	2.7	5	1	
BLACK Paul	23	220.1	51	565	32	17.7	4/55	-	3	18	-	1	23	9	-	14	41.3 2.6 16 8	
BLANKS Owen	-	-	-	-	-	-	-	-	-	-	-	0.0	0.0	0.0	0	-	-	
BODEN Nick	-	-	-	-	-	-	-	-	-	-	-	0.0	0.0	0.0	0	20	-	
BONNEY Zeb	-	-	-	-	-	-	-	-	-	-	-	0.0	0.0	0.0	0	-	-	
BORCHARD Andrew	3	25.1	4	87	4	21.8	2/21	-	4	3	1	-	1.3	37.8	3.5	31	-	
BOREHAM Chris	6	47	4	182	8	22.8	3/46	-	1	8	-	3	5	1.3	35.3	3.9	15	2
BORLAND Daniel	-	-	-	-	-	-	-	-	-	-	-	0.0	0.0	0.0	0	3	-	
BRAMMY Luke	4	28	2	113	1	113.0	1/34	-	1	1	-	-	0.3	168.0	4.0	2	2	
BRAMMY Simon	90	847	170	2623	129	20.3	5/28	3 12	27 1 3	80 38	11	-	1.4	39.4	3.1	15	23	
BRASSER Mark	3	5	-	30	-	-	-	-	-	-	-	0.0	0.0	6.0	0	1	-	
BRAYSHER Brad	-	-	-	-	-	-	-	-	-	-	-	0.0	0.0	0.0	0	3	5 - 19 4	
BRAZIL Nick	-	-	-	-	-	-	-	-	-	-	-	0.0	0.0	0.0	0	1	-	
BRIDEOACKE Stewar	-	-	-	-	-	-	-	-	-	-	-	0.0	0.0	0.0	0	-	-	
BRIDGLAND Andrew	-	-	-	-	-	-	-	-	-	-	-	0.0	0.0	0.0	0	6	-	
BROOKER Christian	29	253	61	656	39	16.8	4/24	-	8	19	15	5	1.3	38.9	2.6	11	11	
BROOKS Alan	-	-	-	-	-	-	-	-	-	-	-	0.0	0.0	0.0	0	-	-	
BROOKS Roger	9	67	17	185	6	30.8	3/30	-	1	5	1	-	0.7	67.0	2.8	7	2	
BROTHERTON Alex	8	72.4	10	302	19	15.9	5/42	1 3	10 -	9 7	3	-	2.4	22.9	4.2	29	-	
BROWN Andrew	9	15.3	-	79	3	26.3	1/3	-	1	3	-	-	0.3	31.0	5.1	0	3	
BROWN DK	1	1	-	7	-	-	-	-	-	-	-	0.0	0.0	7.0	0	-	-	
BROWN David F	147	1521	324	4827	271	17.8	7/54	4 36	31 3 7	176 76	19	-	1.8	33.7	3.2	18	61	
BROWN Mike	74	677	135	2178	104	20.9	6/51	5 7	23 - 4	65 35	4	-	1.4	39.1	3.2	13	43	
BROWNE Noel	152	1577.4	195	5831	244	23.9	7/89	9 30	34 2 4	157 25	5	57	1.6	38.8	3.7	18	92	
BRUSNAHAN Dale	40	392.5	83	1138	59	19.3	4/10	-	6	20	36	1	1	1.5	39.9	2.9	17	12
BRYANT Rhys	-	-	-	-	-	-	-	-	-	-	-	0.0	0.0	0.0	0	1	-	
BRYSON Brett	51	412	69	1427	91	15.7	6/22	4 8	33 2 1	48 25	10	8	1.8	27.2	3.5	21	10	
BURGESS S	-	-	-	-	-	-	-	-	-	-	-	0.0	0.0	0.0	0	1	-	
BURNETT Bill	16	64.2	8	245	13	18.8	3/40	-	2	6	4	1	2	0.8	29.7	3.8	1	94
BURNETT Christian	1	12	1	42	3	14.0	3/42	-	1	3	-	-	3.0	24.0	3.5	33	1	
BURNETT Tom	26	87.3	11	319	23	13.9	4/23	-	3	11	9	2	1	0.9	22.8	3.6	2	41
BURROWS Mark	10	67.1	24	163	15	10.9	6/8	1 1	15 - 1	3 10	2	-	1.5	26.9	2.4	15	7	
BURTENSHAW Dave	65	783.2	173	2277	137	16.6	6/47	6 17	33 3 1	84 40	13	-	2.1	34.3	2.9	25	11	
BUTLER Andrew	1	11	2	36	1	36.0	1/36	-	1	-	1	-	1.0	66.0	3.3	17	-	
BYNE Oliver	8	54.4	3	276	7	39.4	3/44	-	1	2	4	1	0.9	46.9	5.0	11	-	
CADD Anthony	37	325.5	55	1077	41	26.3	3/40	-	5	21	16	4	-	1.1	47.7	3.3	12	11
CAIRNEY Columba	2	3	-	7	-	-	-	-	-	-	-	0.0	0.0	2.3	0	24	-	
CAMERON Scott	-	-	-	-	-	-	-	-	-	-	-	0.0	0.0	0.0	0	-	-	
CAMPBELL Peter	-	-	-	-	-	-	-	-	-	-	-	0.0	0.0	0.0	0	7	1 17 6	
CANDLETT Shane	2	21	4	74	3	24.7	2/11	-	3	1	2	-	1.5	42.0	3.5	20	2	
CASEY Aaron	8	43.4	7	138	9	15.3	2/8	-	9	7	2	-	1.1	29.1	3.2	8	6	
CASPERS Brodie	-	-	-	-	-	-	-	-	-	-	-	0.0	0.0	0.0	0	-	-	
CATTRALL Jason	1	3.5	1	8	2	4.0	2/8	-	2	2	-	-	2.0	11.5	2.1	20	1	
CHAN Anthony	-	-	-	-	-	-	-	-	-	-	-	0.0	0.0	0.0	0	2	-	
CHURCHETT Russell	1	1	-	10	-	-	-	-	-	-	-	0.0	0.0	10.0	0	4	-	
CHYER Paul	2	9	1	43	2	21.5	2/22	-	2	2	-	-	1.0	27.0	4.8	2	-	
CLARE Hamish	7	19.4	-	112	7	16.0	4/17	-	1	7	-	-	1.0	16.9	5.7	4	7	
CLARIDGE Daniel	26	153.1	26	493	33	14.9	4/12	-	5	17	14	1	1	1.3	27.8	3.2	12	11
CLYDESDALE Matt	2	12.5	-	69	5	13.8	3/17	-	1	1	3	-	1	2.5	15.4	5.4	8	1
COCHRANE Herb	21	345	98	680	71	9.6	9/39	6	6	29	29	13	-	3.4	29.2	2.0	33	4
COLTON Don	4	22	2	72	1	72.0	1/9	-	1	1	-	-	0.3	132.0	3.3	2	5	
CONLEY Andrew	118	947	99	3749	175	21.4	7/80	3 22	25 1 4	117 15	4	39	1.5	32.5	4.0	7	125	



## BATTING STATISTICS FOR WARRADALE CRICKET CLUB IN CAREER

Player Name	Debut	Yrs	Gam	Bat Inn NO	Runs	Ave	Innings HI	Scores 100>50>30>10>0*	SeasonAgg HI 300200	Pshps 10050	% Tm	% Cr	ScoreStrokes 6's 4's 1's	How Out Ct Bo Lb
CONROY Alan	1980/81	2	4	4 -	69	17.3	42	- - 1 1 1 1	46 - -	- -	7	66	3 11 7	3 1 -
CONROY Brian	1981/82	13	122	130 4	4033	32.0	156*	6 26 20 38 27 13	628 8 2	10 29	16	69	230 411 592	65 50 1
CONROY Gavin	2001/02	3	20	18 6	279	23.3	53*	- 1 2 7 5 3	134 - -	- -	3	36	4 24 97	7 1 3
CONROY Jason	1989/90	23	192	179 12	2112	12.6	74	- 5 14 56 78 26	307 1 -	2 16	6	43	22 188 600	105 41 6
CONROY Richard	1990/91	1	1	1 -	8	8.0	8	- - - 1 -	8 - -	- -	6	38	- - 2	- - -
COOMBE Craig	1990/91	2	15	15 1	259	18.5	75*	- 1 1 4 9 -	243 - 1	1 3	8	31	1 21 108	8 6 -
COOMBE Peter A	1982/83	14	110	84 37	1605	34.1	80	- 7 16 30 27 4	306 1 2	2 19	8	45	24 144 507	30 13 2
COOMBE Peter J	1991/92	1	8	9 -	264	29.3	133	1 1 - 4 2 1	264 - 1	1 3	14	58	8 36 36	5 2 2
COOPER Michael	2014/15	1	2	- -	0	-	-	- - - - -	- - -	- -	0	-	- - -	- - -
COPLEY Steve	1994/95	1	1	1 1	52	-	52*	- 1 - - -	52 - -	- 1	21	47	1 7 8	- - -
COREY Mark	2001/02	3	30	31 3	883	31.5	73*	- 7 3 14 5 2	357 2 1	2 5	16	47	- 71 299	23 2 -
CORNELISSEN Jack	2015/16	2	26	19 3	433	27.1	88	- 4 - 6 5 4	299 - 1	- 4	8	56	10 55 86	8 6 1
COX Andrew	1980/81	2	12	12 4	109	13.6	37	- - 1 1 10 -	105 - -	- -	5	37	1 10 43	5 2 1
COX Ian	2002/03	1	1	1 1	20	-	20*	- - - 1 -	20 - -	- 1	10	21	- 1 12	- - -
CRAIGIE Grant	1985/86	26	270	255 30	5491	24.4	109*	3 28 35 87 81 21	591 4 9	10 54	12	49	183 547 1348	143 43 27
CRAIGIE Tyson	2016/17	1	5	3 3	10	-	5*	- - - - 3 -	10 - -	- -	1	45	- - 6	- - -
CRAM Don	1983/84	12	107	110 12	1733	17.7	71	- 3 14 46 39 8	301 1 3	- 18	8	54	75 176 355	55 36 1
CRAWFORD Wes	2006/07	2	9	8 3	75	15.0	22*	- - - - 2 2	58 - -	- 1	5	37	- 9 18	2 2 -
CROUCH Jack	2016/17	1	7	5 1	13	3.3	11	- - - 1 2 2	13 - -	- -	1	45	- 2 5	1 3 -
CROUCHER Simon	2008/09	1	1	- -	0	-	-	- - - - -	- - -	- -	0	-	- - -	- - -
CRUTICKSHANK Darre	1990/91	1	8	6 2	50	12.5	24*	- - - 2 3 1	50 - -	- 1	3	43	- 8 10	2 2 -
CURRAN John	1989/90	1	5	6 1	90	18.0	26*	- - - 5 1 -	90 - -	- 1	9	40	- 4 36	2 1 1
DADE Lewis	2011/12	1	1	1 1	4	-	4*	- - - - 1 -	4 - -	- -	2	80	- - 4	- - -
DALY Mick	1980/81	11	101	108 7	2411	23.9	133*	4 11 13 33 35 12	476 3 2	2 28	12	54	46 289 530	63 17 13
DAVIDSON Phil	1993/94	23	198	208 15	4048	21.0	93	- 21 29 72 64 22	450 4 5	6 41	11	49	61 460 818	123 43 14
DAVIS Glen	1986/87	1	2	2 -	17	8.5	15	- - - 1 1 -	17 - -	- 1	5	23	1 2 1	1 1 -
DAVY Bruce	1986/87	1	1	1 -	1	1.0	1	- - - 1 - 1	1 - -	- -	1	33	- - 1	- 1 -
DAWES Mark	1995/96	1	1	1 -	7	7.0	7	- - - 1 -	7 - -	- -	4	41	- 1 1	- - 1
DAWSON Ben	2011/12	1	3	3 -	0	0.0	0	- - - - 3 -	- - -	- -	0	-	- - -	2 1 -
DEANE Andrew	1983/84	6	63	62 5	1407	24.7	106	2 7 4 29 17 3	360 2 1	2 18	11	46	24 117 406	36 11 3
DEANE Josh	2011/12	2	12	12 1	63	5.7	27	- - - 3 5 4	59 - -	- -	3	35	- 5 23	5 3 2
DENIET Josh	2003/04	12	110	90 22	1270	18.7	67*	- 2 13 29 32 14	237 - 2	- 10	7	47	26 138 246	36 20 5
DENIET Scott	2000/01	8	80	61 28	358	10.8	37	- - 1 14 41 5	82 - -	- 2	2	29	4 26 130	16 10 4
DENNIS Kevin	1979/80	3	24	26 -	405	15.6	54	- 1 4 8 12 1	186 - -	1 5	9	48	8 49 86	14 11 1
DESHPANDE Niranja	2014/15	1	4	1 -	0	0.0	0	- - - - 1 -	- - -	- -	0	-	- - 1	- - -
DETHIERRY James	2010/11	1	1	1 -	2	2.0	2	- - - - 1 -	2 - -	- -	1	17	- - 2	- - -
DEY Cameron	1991/92	16	126	122 22	1349	13.5	56*	- 1 11 38 56 16	197 - -	- 14	6	45	7 164 343	48 40 5
DEY Richard	1993/94	22	209	202 31	3297	19.3	81	- 14 22 71 65 30	279 - 7	5 29	9	44	114 349 653	93 37 26
DINAN Mick	1999/00	6	19	18 2	297	18.6	75*	- 1 1 8 7 1	144 - -	1 1	8	40	3 24 85	10 5 1
DOHERTY Geoff	1998/99	1	5	1 -	21	21.0	21	- - - 1 -	21 - -	- -	3	70	- 1 5	- 1 -
DOHERTY Jack	1988/89	3	21	21 4	434	25.5	60*	- 2 4 7 5 3	244 - 1	- 6	11	55	4 49 83	8 6 1
DONNELLAN Mick	1991/92	3	8	7 1	43	7.2	18	- - - 2 4 1	30 - -	- -	2	48	1 4 10	5 1 -
DREW Corey	2014/15	1	1	- -	0	-	-	- - - - -	- - -	- -	0	-	- - -	- - -
DUBSKY Matthew	1999/00	1	1	1 -	0	0.0	0	- - - - 1 -	- - -	- -	0	-	- - -	- - -
DUGGIN Peter	1992/93	2	14	13 3	191	19.1	79	- 1 - 4 7 1	150 - -	- 3	10	43	5 10 52	8 1 1
DUNN Scott	2003/04	2	11	11 4	50	7.1	11*	- - - 2 7 2	34 - -	- -	3	41	- 5 18	4 1 -
EASTHAM Dave	1999/00	1	2	1 1	1	-	1*	- - - - 1 -	1 - -	- -	0	50	- - 1	- - -
EASTHAM Graham	2000/01	1	2	3 2	36	36.0	20	- - - 2 1 -	36 - -	- 10	44	3 2 6	- 1 -	- - -
ECKERT Rob	1994/95	1	3	2 -	19	9.5	17	- - - 1 1 -	19 - -	- -	3	33	- 2 7	1 - -
EDWARDS Rob	1982/83	28	259	267 24	6563	27.0	188	7 29 59 75 80 17	678 11 5	16 74	14	47	96 586 2034	141 76 6
EDWARDS Shaun	2004/05	4	27	21 2	53	2.8	13	- - - 1 16 4	30 - -	- -	1	32	- 3 24	5 6 3
EGERT Eric	1989/90	4	21	20 7	145	11.2	40	- - 1 4 13 2	87 - -	- -	3	36	2 17 41	7 5 1
EIME Barry	1980/81	1	9	8 1	73	10.4	18	- - - 4 3 1	73 - -	- -	4	65	3 6 23	2 5 -
EITZEN Paul	2004/05	1	1	1 -	0	0.0	0	- - - - 1 -	- - -	- -	0	-	- - -	- 1 -
ELLIS Steve	1989/90	2	6	4 2	84	42.0	55*	- 1 - 1 2 -	55 - -	1 1	6	38	- 13 22	2 - -
EMERY Joe	1991/92	1	1	2 1	22	22.0	18	- - - 1 1 -	22 - -	- -	10	76	- 4 6	- 1 -
EMERY Peter	1990/91	6	38	38 2	1143	31.8	155	2 3 10 13 8 2	544 1 1	5 5	14	66	88 101 149	24 8 -
EVERITT Gary	1985/86	1	1	1 -	26	26.0	26	- - - 1 -	26 - -	- 1	10	25	- 3 12	1 - -
FERGUSON Haimish	2013/14	4	51	49 4	1290	28.7	140*	1 7 9 15 14 3	464 3 -	4 11	13	55	5 181 276	29 11 4
FERGUSON Jason	2013/14	2	18	16 1	579	38.6	88	- 5 3 3 4 1	445 1 -	- 8	17	59	22 66 140	8 6 -
FERGUSON Lachlan	2014/15	3	37	32 4	655	23.4	54	- 3 7 10 7 5	236 - 2	- 7	9	57	18 66 130	17 10 -
FERRIT Mick	2002/03	2	4	5 -	63	12.6	20	- - - 3 2 -	42 - -	- 2	8	22	- 3 31	3 1 -
FERRIS Shane	1998/99	1	6	3 1	25	12.5	11	- - - 2 1 -	25 - -	- -	2	66	- 2 9	2 - -
FEUTRIL Dave	2002/03	1	1	- -	0	-	-	- - - - -	- - -	- -	0	-	- - -	- - -
FIELD Brian	1983/84	2	7	5 -	9	1.8	8	- - - - 2 3	9 - -	- -	1	50	- 1 3	3 1 -
FISHER Andrew	2007/08	2	4	6 -	12	2.0	6	- - - - 4 2	11 - -	- -	1	22	- 2 2	4 - 1
FITZGERALD Ron	1989/90	1	1	1 -	24	24.0	24	- - - 1 -	24 - -	- -	10	89	1 3 4	- 1 -
FLAMANK Paul	2008/09	7	55	39 5	445	13.1	80	- 2 1 11 21 4	199 - -	- 2	5	45	2 57 129	22 7 5
FLEMING Brian	1997/98	1	1	1 -	4	4.0	4	- - - - 1 -	4 - -	- -	3	27	- - -	1 - -
FONTAINE Gavin	2016/17	1	1	1 -	0	0.0	0	- - - - 1 -	- - -	- -	0	-	- - -	1 - -
FORDHAM Dave	1979/80	3	13	15 5	158	15.8	44	- - 1 5 7 2	152 - -	- -	6	46	6 18 33	1 6 2
FORSTER Sean	2003/04	2	13	11 1	114	11.4	31*	- - 1 4 4 2	101 - -	- 2	5	50	- 10 27	2 8 -
FORSTER Tony	1984/85	14	153	138 27	2831	25.5	114	2 13 20 44 49 10	522 3 1	5 25	9	53	74 235 727	87 14 1
FRANKCOM John	1988/89	4	45	46 8	894	23.5	101*	1 3 7 14 16 5	287 - 2	1 10	11	48	4 77 217	26 4 1
FROST Justin	2005/06	6	59	48 10	316	8.3	29	- - - 11 30 7	118 - -	- 1	3	39	4 33 79	21 9 5
FULLER Paul	1991/92	18	134	133 13	1971	16.4	72	- 6 13 52 52 10	286 - 3	2 22	9	39	3 155 669	78 32 3
GARRICK Paul	1989/90	4	28	27 3	456	19.0	74*	- 2 2 10 8 5	181 - -	- 2	4	86	9 52 103	11 11 1
GAUCI Dave	2002/03	2	5	6 -	120	20.0	34	- - 3 1 2 -	90 - -	- -	11	32	- 12 43	5 - 1
GEORGE Paul	2010/11	2	13	9 2	94	13.4	39*	- - 2 1 4 2	90 - -	- -	5	45	1 12 24	4 2 1
GIBBIE Chris	2012/13	4	25	17 1	303	18.9	81	- 2 2 4 7 2	161 - -	- 3	6	53	6 40 50	9 4 2
GIBBIE Dom	1991/92	26	280	269 35	4757	20.3	140	2 15 37 99 96 20	413 2 6	10 50	10	39	28 507 1501	155 38 24
GIBBIE John	1991/92	9	93	92 13	2301	29.1	164*	4 10 15 26 30 7	400 4 2	7 23	12	51	70 238 577	45 23 3
GIBBIE Mick	1991/92	13	141	147 9	4169	30.2	119	3 19 36 45 30 14	608 8 4	13 45	16	49	73 428 1070	105 10 19
GILBERT Shane	2011/12	1	1	1 1	5	-	5*	- - - - 1 -	5 - -	- -	3	71	- 1 1	- - -
GLENVILLE Jim	1995/96	7	35	31 11	128	6.4	20	- - - 4 22 5	68 - -	- 1	2	33	2 13 36	5 10 5
GODMAN Eddie	2013/14	1	1	- -	0	-	-	- - - - -	- - -	- -	0	-	- - -	- - -

## BOWLING &amp; FIELDING STATISTICS FOR WARRADALE CRICKET CLUB IN CAREER

Player Name	Bowl Inn	Overs	Mdn	Runs	Wkt	Ave	Innings Best	Fig 5w 3w	Season Ag Hi 25 15	How Out Ct Bo Lb St	Wk/ Inn	BaLL/ Wkt	Run/ Over	% Tm	Fld Ct	W'Keeping Ct St Bye	Gam									
CONROY Alan	5	26	3	112	4	28.0	1/1	-	4	-	1	3	-	0.8	39.0	4.3	10	-	-	-	-					
CONROY Brian	38	89.4	14	297	10	29.7	3/15	-	1	3	-	6	3	1	0.3	53.8	3.3	1	80	6	1	19	5			
CONROY Gavin	3	6	-	39	-	-	-	-	-	-	-	-	-	0.0	0.0	6.5	0	14	-	-	-	-	-			
CONROY Jason	102	395.5	49	1637	66	24.8	4/37	-	6	11	-	48	13	4	1	0.6	36.0	4.1	4	107	7	1	38	9		
CONROY Richard	-	-	-	-	-	-	-	-	-	-	-	-	-	0.0	0.0	0.0	0	1	-	-	-	-	-			
COOMBE Craig	4	15	2	38	3	12.7	2/18	-	-	3	-	2	1	-	0.8	30.0	2.5	2	15	-	-	-	-	-		
COOMBE Peter A	113	1209.3	145	4207	275	15.3	9/61	12	40	34	6	3	181	31	2	61	2.4	26.4	3.5	26	63	-	-	-	-	
COOMBE Peter J	2	3	-	20	1	20.0	1/15	-	-	1	-	1	-	-	0.5	18.0	6.7	1	3	-	-	-	-	-		
COOPER Michael	-	-	-	-	-	-	-	-	-	-	-	-	-	0.0	0.0	0.0	0	-	-	-	-	-	-	-	-	
COPLEY Steve	1	5	-	27	1	27.0	1/27	-	-	1	-	1	-	-	1.0	30.0	5.4	17	-	-	-	-	-	-	-	
COREY Mark	1	3	-	12	-	-	-	-	-	-	-	-	-	0.0	0.0	2.6	0	-	37	-	42	29	-	-	-	
CORNELISSEN Jack	27	177	48	464	47	9.9	5/6	1	8	28	1	1	11	27	7	2	1.7	22.0	4.0	17	23	-	-	-	-	-
COX Andrew	8	19.3	4	78	8	9.8	2/2	-	-	6	-	5	2	1	-	1.0	14.6	4.0	5	7	-	-	-	-	-	
COX Ian	-	-	-	-	-	-	-	-	-	-	-	-	-	0.0	0.0	0.0	0	-	-	-	-	-	-	-	-	
CRAIGIE Grant	153	1463.3	219	4960	229	21.7	7/34	8	23	27	2	7	130	70	27	2	1.5	38.3	3.4	10	91	1	-	4	3	
CRAIGIE Tyson	2	6	-	29	1	29.0	1/4	-	-	1	-	-	-	1	0.5	36.0	4.8	3	3	-	-	-	-	-	-	
CRAM Don	3	8	1	29	1	29.0	1/11	-	-	1	-	1	-	-	0.3	48.0	3.6	0	24	91	7	246	67	-	-	
CRAWFORD Wes	6	55	2	208	10	20.8	4/35	-	2	9	-	6	4	-	1.7	33.0	3.8	14	1	-	-	-	-	-	-	
CROUCH Jack	4	24	2	140	5	28.0	2/30	-	-	5	-	3	2	-	1.3	28.8	5.8	9	1	-	-	-	-	-	-	
CROUCHER Simon	1	6	2	23	2	11.5	2/23	-	-	2	-	2	-	-	2.0	18.0	3.8	22	-	-	-	-	-	-	-	
CRUICKSHANK Darre	9	64.2	12	208	6	34.7	3/49	-	1	6	-	2	4	-	0.7	64.3	3.2	8	1	-	-	-	-	-	-	
CURRAN John	5	37.4	7	147	6	24.5	3/17	-	1	6	-	3	3	-	1.2	37.7	3.9	14	3	-	-	-	-	-	-	
DADE Lewis	1	2	-	26	-	-	-	-	-	-	-	-	-	0.0	0.0	13.0	0	1	-	-	-	-	-	-	-	
DALY Mick	18	46.5	6	198	10	19.8	4/10	-	1	5	-	6	1	3	-	0.6	28.1	4.2	1	41	-	-	-	-	-	-
DAVIDSON Phil	56	229.2	25	1003	32	31.3	3/4	-	1	7	-	24	2	4	2	0.6	43.0	4.4	2	87	-	-	-	-	-	-
DAVIS Glen	2	16	1	81	1	81.0	1/68	-	-	1	-	1	-	-	0.5	96.0	5.1	7	1	-	-	-	-	-	-	
DAVY Bruce	1	17	3	46	3	15.3	3/46	-	1	3	-	3	-	-	3.0	34.0	2.7	33	-	-	-	-	-	-	-	
DAWES Mark	1	9	1	32	1	32.0	1/32	-	-	1	-	1	-	-	1.0	54.0	3.6	33	1	-	-	-	-	-	-	
DAWSON Ben	1	2	-	12	-	-	-	-	-	-	-	-	-	0.0	0.0	6.0	0	3	-	-	-	-	-	-	-	
DEANE Andrew	63	628.1	124	1927	124	15.5	6/21	6	17	47	2	2	70	42	8	-	2.0	30.4	3.1	20	20	-	-	-	-	-
DEANE Josh	9	22.4	-	149	3	49.7	2/2	-	-	2	-	1	2	-	0.3	45.3	6.6	3	4	-	-	-	-	-	-	
DENIET Josh	104	939.1	207	3026	138	21.9	7/26	4	15	48	1	1	69	46	22	1	1.3	40.8	3.2	16	33	-	-	-	-	-
DENIET Scott	91	1060.1	238	3342	171	19.5	5/35	2	28	30	2	5	121	42	8	-	1.9	37.2	3.2	23	35	-	-	-	-	-
DENNIS Kevin	2	2	1	8	2	4.0	1/0	-	-	1	-	-	2	-	-	1.0	6.0	4.0	1	10	2	2	49	12	-	-
DESHPANDE Niranja	4	32	4	114	4	28.5	3/26	-	1	4	-	-	2	2	1.0	48.0	3.6	13	-	-	-	-	-	-	-	
DETHIERRY James	1	1	-	5	-	-	-	-	-	-	-	-	-	0.0	0.0	5.0	0	-	-	-	-	-	-	-	-	-
DEY Cameron	17	62.2	3	261	6	43.5	2/20	-	-	4	-	3	3	-	0.4	62.3	4.2	1	38	50	10	200	49	-	-	
DEY Richard	75	464.4	73	1679	82	20.5	5/57	1	8	17	-	1	52	27	3	-	1.1	34.0	3.6	4	87	13	1	58	14	
DINAN Mick	-	1	-	13	-	-	-	-	-	-	-	-	-	0.0	0.0	13.0	0	4	6	-	37	9	-	-	-	
DOHERTY Geoff	-	-	-	-	-	-	-	-	-	-	-	-	-	0.0	0.0	0.0	0	3	-	-	-	-	-	-	-	
DOHERTY Jack	4	9.2	-	47	1	47.0	1/17	-	-	1	-	1	-	-	0.3	56.0	5.0	1	7	-	-	-	-	-	-	
DONNELLAN Mick	1	4	-	31	1	31.0	1/31	-	-	1	-	-	1	-	1.0	24.0	7.8	1	4	-	-	-	-	-	-	
DREW Corey	1	2	-	18	-	-	-	-	-	-	-	-	-	0.0	0.0	9.0	0	1	-	-	-	-	-	-	-	
DUBSKY Matthew	1	1	-	27	-	-	-	-	-	-	-	-	-	0.0	0.0	27.0	0	-	-	-	-	-	-	-	-	
DUGGIN Peter	1	1	-	3	-	-	-	-	-	-	-	-	-	0.0	0.0	3.0	0	10	-	-	-	-	-	-	-	
DUNN Scott	11	93	23	382	16	23.9	5/46	1	1	11	-	12	4	-	-	1.5	34.9	4.1	20	6	-	-	-	-	-	
EASTHAM Dave	2	7.4	2	31	3	10.3	2/29	-	-	3	-	2	1	-	-	1.5	15.3	4.0	18	1	-	-	-	-	-	
EASTHAM Graham	-	-	-	-	-	-	-	-	-	-	-	-	-	0.0	0.0	0.0	0	-	-	-	-	-	-	-	-	
ECKERT Rob	5	29	1	137	3	45.7	3/45	-	1	3	-	3	-	-	0.6	58.0	4.7	8	1	-	-	-	-	-	-	
EDWARDS Rob	53	268.4	18	1106	40	27.7	4/25	-	7	7	-	27	7	-	5	0.8	40.3	4.1	2	110	-	-	-	-	-	-
EDWARDS Shaun	32	409.4	73	1583	71	22.3	6/51	3	9	31	1	1	55	13	3	-	2.2	34.6	3.9	30	6	-	-	-	-	-
EGERT Eric	20	107.4	18	407	17	23.9	3/14	-	1	8	-	11	4	2	-	0.9	38.0	3.8	8	11	-	-	-	-	-	-
EIME Barry	1	3	1	6	1	6.0	1/6	-	-	1	-	-	1	-	-	1.0	18.0	2.0	1	3	-	-	-	-	-	-
EITZEN Paul	-	-	-	-	-	-	-	-	-	-	-	-	-	0.0	0.0	0.0	0	-	-	-	-	-	-	-	-	-
ELLIS Steve	6	61	11	175	8	21.9	3/42	-	1	6	-	6	2	-	-	1.3	45.8	2.9	14	1	-	-	-	-	-	-
EMERY Joe	-	-	-	-	-	-	-	-	-	-	-	-	-	0.0	0.0	0.0	0	-	-	-	-	-	-	-	-	-
EMERY Peter	8	36	11	77	6	12.8	4/15	-	1	4	-	4	1	1	-	0.8	36.0	2.1	2	18	7	-	14	5	-	-
EVERITT Gary	-	-	-	-	-	-	-	-	-	-	-	-	-	0.0	0.0	0.0	0	1	-	-	-	-	-	-	-	-
FERGUSON Haimish	14	57.3	10	250	11	22.7	3/26	-	1	7	-	6	3	2	-	0.8	31.4	4.3	3	9	22	4	108	33	-	-
FERGUSON Jason	7	53	12	144	3	48.0	1/12	-	-	3	-	2	1	-	-	0.4	106.0	2.7	2	8	-	-	-	-	-	-
FERGUSON Lachlan	35	216.3	55	630	44	14.3	5/41	1	8	17	-	2	23	17	4	-	1.3	29.5	2.9	13	13	2	1	12	4	
FERRITT Mick	1	5	-	36	1	36.0	1/36	-	-	1	-	-	1	-	-	1.0	30.0	7.2	3	1	-	-	-	-	-	-
FERRIS Shane	6	55	12	165	8	20.6	3/5	-	1	8	-	7	1	-	-	1.3	41.3	3.0	16	2	-	-	-	-	-	-
FEUTRIL Dave	-	-	-	-	-	-	-	-	-	-	-	-	-	0.0	0.0	0.0	0	-	-	-	-	-	-	-	-	-
FIELD Brian	6	45.2	5	171	5	34.2	3/52	-	1	5	-	5	-	-	-	0.8	54.4	3.8	5	1	-	-	-	-	-	-
FISHER Andrew	3	4	-	49	1	49.0	1/7	-	-	1	-	1	-	-	-	0.3	24.0	12.3	3	1	-	-	1	1	-	-
FITZGERALD Ron	-	-	-	-	-	-	-	-	-	-	-	-	-	0.0	0.0	0.0	0	-	-	-	-	-	-	-	-	-
FLAMANK Paul	4	20	1	70	-	-	-	-	-	-	-	-	-	0.0	0.0	3.5	0	1	46	19	135	47	-	-	-	-
FLEMING Brian	-	-	-	-	-	-	-	-	-	-	-	-	-	0.0	0.0	0.0	0	-	-	-	-	-	-	-	-	-
FONTAINE Gavin	-	-	-	-	-	-	-	-	-	-	-	-	-	0.0	0.0	0.0	0	-	-	-	-	-	-	-	-	-
FORDHAM Dave	13	60	15	175	8	21.9	2/9	-	-	5	-	6	2	-	-	0.6	45.0	2.9	5	7	-	-	-	-	-	-
FOR																										

## BATTING STATISTICS FOR WARRADALE CRICKET CLUB IN CAREER

Player Name	Debut	Yrs	Gam	Bat				Innings						SeasonAgg		Pshps	%Tm	%Cr	ScoreStrokes			How Out			
				Inn	NO	Runs	Ave	Hi	100>	50>	30>	10>	0>	0	Hi				300	200	6's	4's	1's	Ct	Bo
GOLDSWORTHY Paul	1994/95	2	6	8	2	15	2.5	6	-	-	-	-	6	2	11	-	-	1	28	-	1	7	3	3	-
GOODLET Ross	1979/80	3	13	11	1	35	3.5	21	-	-	-	-	1	4	6	25	-	-	1	25	-	4	14	6	2
GORDON Richard	1981/82	1	8	9	2	79	11.3	32*	-	-	-	1	2	4	2	79	-	-	2	4	28	1	9	23	2
GOUGH Aaron	1999/00	1	5	3	-	9	3.0	5	-	-	-	-	3	-	9	-	-	-	1	23	-	-	5	-	2
GRAHAM Darren	2002/03	3	25	19	6	166	12.8	51	-	1	-	3	10	5	84	-	-	3	4	34	1	21	44	7	6
GRAY Peter	1987/88	3	8	10	1	125	13.9	27	-	-	-	-	6	4	66	-	-	-	8	46	3	11	29	7	2
GREEN Anthony	1997/98	14	118	96	19	1180	15.3	69*	-	4	4	34	40	14	216	-	1	1	12	6	42	10	147	290	50
GREEN Paul	1995/96	1	2	2	-	9	4.5	5	-	-	-	-	2	-	9	-	-	-	2	29	-	1	3	1	1
GRINDROD Les	1999/00	2	7	7	1	24	4.0	7	-	-	-	-	6	1	23	-	-	-	2	31	-	1	12	1	4
GULATI Sandeep	2014/15	2	9	5	2	11	3.7	5	-	-	-	-	5	-	7	-	-	-	1	41	-	1	7	-	2
GUTSCHE Anton	1992/93	2	23	23	2	560	26.7	88*	-	3	7	5	5	3	296	-	2	2	4	15	48	11	43	138	15
HALL John	1992/93	2	13	12	5	84	12.0	18	-	-	-	-	4	6	62	-	-	1	3	28	4	8	20	2	3
HALL Michael	1987/88	9	69	76	10	1401	21.2	140	1	4	12	28	26	5	337	1	1	1	13	10	45	9	178	346	47
HALTON S	1985/86	1	1	-	-	0	-	-	-	-	-	-	-	-	-	-	-	-	0	-	-	-	-	-	-
HANSBERRY Bill	2016/17	1	11	8	-	112	14.0	32	-	-	1	3	4	-	112	-	-	-	6	42	2	10	35	-	7
HARGRAVES Craig	1993/94	2	14	14	-	275	19.6	44	-	-	6	3	4	1	176	-	-	1	3	10	39	-	35	84	8
HARMAN Tyler	2000/01	1	1	1	1	2	-	2*	-	-	-	-	1	-	2	-	-	-	2	50	-	-	2	-	-
HARPER Brent	2006/07	4	38	35	-	834	23.8	96	-	6	5	10	11	3	362	1	1	1	10	12	54	11	98	163	26
HARRIS A	1990/91	1	4	3	-	5	1.7	4	-	-	-	-	2	1	5	-	-	-	1	13	-	-	2	-	3
HARRIS Glenn	2015/16	2	28	23	2	708	33.7	172	2	1	4	9	6	1	430	1	1	2	4	15	61	25	93	112	10
HARRISON Graham	1988/89	7	61	59	6	1635	30.8	207	2	7	10	22	14	4	315	1	4	2	18	14	56	9	222	299	29
HAY Adam	2005/06	1	1	1	-	2	2.0	2	-	-	-	-	1	-	2	-	-	-	2	67	-	-	7	-	1
HAYES Daniel	1999/00	2	10	10	3	11	1.6	4	-	-	-	-	7	3	10	-	-	-	1	38	-	1	7	3	2
HEDGER John	1989/90	15	114	114	7	2359	22.0	107*	2	11	17	40	33	11	512	1	5	1	28	11	53	50	218	532	65
HEDGER Nathan	2003/04	2	4	4	1	6	2.0	5*	-	-	-	-	2	2	6	-	-	-	1	40	-	1	2	1	1
HEDGER Phil	1989/90	8	42	38	11	349	12.9	49	-	-	2	14	14	8	82	-	-	2	4	47	16	34	67	12	
HEHIR Darren	2002/03	1	2	2	-	3	1.5	3	-	-	-	-	1	1	3	-	-	-	1	11	-	-	1	1	-
HERBERTSON Dave	1993/94	5	7	2	1	16	16.0	16	-	-	-	1	1	-	16	-	-	-	1	1	30	-	1	4	-
HODGE Andrew	1979/80	26	233	242	38	6228	30.5	125*	6	33	37	81	63	22	757	6	8	15	65	14	48	104	750	1345	113
HODGE David	1979/80	14	101	84	21	1286	20.4	76	-	8	6	26	37	7	394	1	-	3	20	6	36	10	109	525	31
HODGE Matthew	2001/02	1	1	-	-	0	-	-	-	-	-	-	-	-	-	-	-	-	0	-	-	-	-	-	-
HOLST Bill	1982/83	10	77	76	3	1433	19.6	144	2	7	6	21	28	12	286	-	2	1	15	9	50	17	152	380	35
HOPPENBROUWERS Ro	1994/95	1	3	3	-	109	36.3	63	-	1	1	-	1	-	109	-	-	1	1	16	41	-	12	32	1
HOUGH Damien	1994/95	1	1	1	-	0	0.0	0	-	-	-	-	-	1	-	-	-	-	0	-	-	-	-	1	-
HUCKSTEPP Craig	1989/90	19	158	104	47	325	5.7	22	-	-	-	8	74	22	99	-	-	1	3	1	27	1	30	120	28
HUGHES Adam	1989/90	1	6	6	-	57	9.5	16	-	-	-	3	3	-	57	-	-	-	5	48	-	6	22	2	3
HUGHES Peter	1985/86	32	370	369	27	7341	21.5	125	5	30	62	114	119	39	389	4	16	18	70	11	48	44	869	1793	204
HUME Shane	2011/12	2	14	13	4	264	29.3	50	-	1	2	7	3	-	174	-	-	3	12	42	-	22	83	4	
HUMENIUK Eddie	2003/04	1	3	2	1	1	1.0	1*	-	-	-	-	1	1	1	-	-	-	0	20	-	-	1	-	1
HUMPHERY Peter	1991/92	10	88	66	20	323	7.0	30*	-	-	1	8	48	9	61	-	-	-	1	2	31	-	25	115	22
HUMPHREYS C	1985/86	1	1	-	-	0	-	-	-	-	-	-	-	-	-	-	-	-	0	-	-	-	-	-	-
HURCOMBE Peter	1979/80	4	37	15	6	74	8.2	33*	-	-	-	1	1	9	4	52	-	-	1	1	49	3	7	15	5
HURE Arron	1986/87	1	1	1	-	3	3.0	3	-	-	-	-	1	-	3	-	-	-	2	38	-	-	1	1	-
HUTCHINSON Darren	2001/02	1	6	6	-	80	13.3	53	-	1	-	2	1	2	80	-	-	-	1	6	52	3	11	7	5
HUTCHINSON Wayne	2005/06	2	12	13	-	167	12.8	53	-	1	1	5	6	-	106	-	-	1	-	8	43	1	22	33	7
HUXTABLE Andrew	1990/91	20	175	166	15	2537	16.8	92	-	9	17	60	61	19	251	-	4	4	27	8	40	23	221	645	94
IRELAND M	1994/95	1	1	-	-	0	-	-	-	-	-	-	-	-	-	-	-	-	0	-	-	-	-	-	-
ISLAM Robiul	2012/13	5	37	22	8	110	7.9	21	-	-	-	-	4	13	5	51	-	-	2	48	2	13	18	6	
JAMES Matthew	1994/95	1	1	-	-	0	-	-	-	-	-	-	-	-	-	-	-	-	0	-	-	-	-	-	-
JAMES Michael	1994/95	1	1	1	-	0	0.0	0	-	-	-	-	-	1	-	-	-	-	0	-	-	-	-	-	-
JANSSON P	2006/07	1	1	1	1	0	-	0*	-	-	-	-	1	-	-	-	-	-	0	-	-	-	-	-	-
JEFFREY Jack	1998/99	3	25	24	2	405	18.4	54	-	1	4	9	10	-	177	-	-	-	4	10	49	11	46	78	11
JELBERT Curtis	2016/17	1	2	2	-	173	86.5	114	1	1	-	-	-	-	173	-	-	1	1	35	60	11	15	37	2
JENNINGS Grant	1992/93	2	14	12	3	71	7.9	12	-	-	-	3	7	2	44	-	-	-	2	35	-	5	37	3	
JENNINGS Leigh	1981/82	3	15	16	3	171	13.2	45	-	-	2	3	9	2	109	-	-	1	2	6	41	1	18	59	8
JENNINGS Tony	1980/81	3	28	18	4	121	8.6	44	-	-	1	2	12	3	72	-	-	-	1	2	43	-	15	39	2
JESSER Rob	1999/00	1	3	3	-	69	23.0	44	-	-	1	1	1	-	69	-	-	-	1	12	58	-	9	11	2
JEYNES Steve	2013/14	4	19	14	3	118	10.7	21	-	-	-	5	5	4	82	-	-	-	3	47	1	14	32	9	
JOLLY Nayland	2013/14	1	2	2	-	72	36.0	46	-	-	1	1	-	-	72	-	-	-	22	69	4	8	7	2	
JOLLY Rowen	2013/14	1	2	2	-	21	10.5	13	-	-	-	1	1	-	21	-	-	-	7	40	-	4	5	1	
JOLLY Steven	1996/97	1</																							

## BOWLING &amp; FIELDING STATISTICS FOR WARRADALE CRICKET CLUB IN CAREER

Player Name	Bowl Inn	Overs	Mdn	Runs	Wkt	Ave	Innings Best	Fig 5w 3w	Season Ag Hl 25 15	How Out Ct Bo Lb St	Wk/ Inn	BaLL/ Wkt	Run/ Over	% Tm	Fld Ct	W'Keeping Ct St Bye Gam
GOLDSWORTHY Paul	-	-	-	-	-	-	-	-	-	-	0.0	0.0	0.0	0	3	- - - -
GOODLET Ross	1	3	2	1	-	-	-	-	-	-	0.0	0.0	0.3	0	2	- - - -
GORDON Richard	-	-	-	-	-	-	-	-	-	-	0.0	0.0	0.0	0	7	- - - -
GOUGH Aaron	1	1	-	3	1	3.0	1/3	-	1	-	1.0	6.0	3.0	3	2	- - - -
GRAHAM Darren	22	163	19	623	24	26.0	5/65	1 2	15 - 1	16 8	1.1	40.8	3.8	12	11	- - - -
GRAY Peter	-	-	-	-	-	-	-	-	-	-	0.0	0.0	0.0	0	2	- - - -
GREEN Anthony	106	878.4	159	2959	133	22.2	6/20	4 10	19 - 5	91 39 2 1	1.3	39.6	3.4	13	43	- - - -
GREEN Paul	-	-	-	-	-	-	-	-	-	-	0.0	0.0	0.0	0	2	- - - -
GRINDROD Les	-	-	-	-	-	-	-	-	-	-	0.0	0.0	0.0	0	2	- - - -
GULATI Sandeep	9	82	21	179	17	10.5	4/4	- 3	10 -	2 9 6	1.9	28.9	2.2	22	2	- - - -
GUTSCHE Anton	1	2	-	15	1	15.0	1/15	-	1 -	1 -	1.0	12.0	7.5	1	8	- - - -
HALL John	12	120	21	511	17	30.1	4/47	- 2	10 -	13 4	1.4	42.4	4.3	15	1	- - - -
HALL Michael	38	281.5	43	984	52	18.9	5/23	3 5	21 - 1	29 21 2	1.4	32.5	3.5	8	21	- - - -
HALTON S	1	22	4	49	2	24.5	2/49	-	2 -	2 -	2.0	66.0	2.2	20	-	- - - -
HANSBERRY Bill	8	68	16	262	14	18.7	4/35	- 3	14 -	9 4 1	1.8	29.1	3.9	12	1	- - - -
HARGRAVES Craig	3	5	-	23	2	11.5	1/4	-	2 -	1 1	0.7	15.0	4.6	2	8	- - - -
HARMAN Tyler	1	4.1	-	22	3	7.3	3/22	- 1	3 -	2 1	3.0	8.3	5.3	38	-	- - - -
HARPER Brent	40	311	62	909	64	14.2	5/12	2 9	31 1 2	35 19 9 1	1.6	29.2	2.9	18	13	- - - -
HARRIS A	-	-	-	-	-	-	-	-	-	-	0.0	0.0	0.0	0	-	- - - -
HARRIS Glenn	14	77.4	10	287	17	16.9	5/42	1 1	14 -	11 6	1.2	27.4	3.7	6	10	6 1 8 8
HARRISON Graham	12	55.4	9	174	10	17.4	4/33	- 1	5 -	7 3	0.8	33.4	3.1	2	25	- - - -
HAY Adam	1	0.1	-	6	-	-	-	-	-	-	0.0	0.0	36.0	0	1	- - - -
HAYES Daniel	-	-	-	-	-	-	-	-	-	-	0.0	0.0	0.0	0	-	- - - -
HEDGER John	4	5	-	38	-	-	-	-	-	-	0.0	0.0	7.6	0	49	- - - -
HEDGER Nathan	2	9.3	-	65	4	16.3	4/64	- 1	4 -	1 2 1	2.0	14.3	6.8	9	1	- - - -
HEDGER Phil	39	304.2	46	1087	36	30.2	4/44	- 6	16 - 1	19 14 3	0.9	50.7	3.6	9	18	- - - -
HEHIR Darren	1	7	1	30	1	30.0	1/30	-	1 -	1 -	1.0	42.0	4.3	5	-	- - - -
HERBERTSON Dave	5	45	10	116	3	38.7	1/17	-	2 -	3 -	0.6	90.0	2.6	5	3	- - - -
HODGE Andrew	17	37.3	4	179	4	44.8	1/3	-	2 -	2 1 1	0.2	56.3	4.8	0	106	- - - -
HODGE David	71	521.1	110	1550	82	18.9	4/31	- 10	20 - 1	32 39 7 2	1.2	38.1	3.0	7	47	- - - -
HODGE Matthew	-	-	-	-	-	-	-	-	-	-	0.0	0.0	0.0	0	-	- - - -
HOLST Bill	11	34.4	6	130	3	43.3	2/19	-	3 -	3 -	0.3	69.3	3.8	0	20	1 - 3 1
HOPPENBROUWERS Ro	1	1	-	8	-	-	-	-	-	-	0.0	0.0	8.0	0	5	- - - -
HOUGH Damien	-	-	-	-	-	-	-	-	-	-	0.0	0.0	0.0	0	-	- - - -
HUCKSTEPP Craig	169	1398.4	285	4135	217	19.1	6/13	7 21	29 2 5	105 89 22	1.3	38.7	3.0	15	52	- - - -
HUGHES Adam	1	1	-	2	-	-	-	-	-	-	0.0	0.0	2.0	0	2	- - - -
HUGHES Peter	18	59.2	7	283	9	31.4	2/9	-	2 -	8 1	0.5	39.6	4.8	0	185	- - - -
HUME Shane	4	15	-	56	4	14.0	2/23	-	4 -	3 -	1.0	22.5	3.7	4	3	- - - -
HUMENTUK Eddie	4	17	2	43	6	7.2	4/7	- 1	6 -	5 1	1.5	17.0	2.5	17	-	- - - -
HUMPHERY Peter	93	911.2	153	3234	124	26.1	5/26	4 11	25 1 3	77 37 9	1.3	44.1	3.5	15	24	- - - -
HUMPHREYS C	-	-	-	-	-	-	-	-	-	-	0.0	0.0	0.0	0	1	- - - -
HURCOMBE Peter	56	599.1	172	1399	91	15.4	5/27	3 11	30 2 2	40 45 6	1.6	39.5	2.3	20	10	- - - -
HURE Arron	1	2	-	14	1	14.0	1/14	-	1 -	1 -	1.0	12.0	7.0	11	1	- - - -
HUTCHINSON Darren	3	16	-	76	1	76.0	1/5	-	1 -	1 -	0.3	96.0	4.8	2	1	- - - -
HUTCHINSON Wayne	-	-	-	-	-	-	-	-	-	-	0.0	0.0	0.0	0	4	- - - -
HUXTABLE Andrew	56	364	73	1211	63	19.2	6/6	1 8	16 - 1	31 27 5	1.1	34.7	3.3	4	45	123 28 287 96
IRELAND M	-	-	-	-	-	-	-	-	-	-	0.0	0.0	0.0	0	1	- - - -
ISLAM Robiul	39	447.1	112	1247	91	13.7	6/45	4 17	30 1 2	33 36 20 2	2.3	29.5	2.8	28	11	- - - -
JAMES Matthew	1	10	-	32	1	32.0	1/32	-	1 -	1 -	1.0	60.0	3.2	10	-	- - - -
JAMES Michael	1	16	2	62	4	15.5	4/62	- 1	4 -	3 1	4.0	24.0	3.9	40	2	- - - -
JANSSON P	-	-	-	-	-	-	-	-	-	-	0.0	0.0	0.0	0	-	- - - -
JEFFREY Jack	13	40.3	2	175	7	25.0	1/2	-	4 -	4 3	0.5	34.7	4.3	4	8	- - - -
JELBERT Curtis	1	9	1	35	-	-	-	-	-	-	0.0	0.0	3.9	0	1	- - - -
JENNINGS Grant	1	2	-	8	1	8.0	1/8	-	1 -	1 -	1.0	12.0	4.0	1	4	- - - -
JENNINGS Leigh	1	1	-	3	-	-	-	-	-	-	0.0	0.0	3.0	0	11	- - - -
JENNINGS Tony	40	352	76	1060	71	14.9	5/13	2 9	31 2	38 29 4	1.8	29.7	3.0	19	16	- - - -
JESSER Rob	2	23	1	109	6	18.2	4/59	- 1	6 -	4 2	3.0	23.0	4.7	22	2	- - - -
JEYNES Steve	17	155.1	31	572	21	27.2	5/29	1 1	11 -	9 6 6	1.2	44.3	3.7	15	5	- - - -
JOLLY Nayland	2	11	1	37	1	37.0	1/22	-	1 -	1 -	0.5	66.0	3.4	8	-	- - - -
JOLLY Rowen	2	8	1	40	3	13.3	3/16	- 1	3 -	1 2	1.5	16.0	5.0	25	1	- - - -
JOLLY Steven	1	4	-	15	1	15.0	1/15	-	1 -	1 -	1.0	24.0	3.8	11	-	- - - -
JONES David	1	1	-	2	-	-	-	-	-	-	0.0	0.0	2.0	0	3	- - - -
JORGENSEN Shane	-	-	-	-	-	-	-	-	-	-	0.0	0.0	0.0	0	3	- - - -
JOYCE Steve	41	338	64	1005	54	18.6	5/15	2 4	34 1	21 28 5	1.3	37.6	3.0	11	12	- - - -
JURIC Ivan	13	79	4	348	17	20.5	4/24	- 4	17 - 1	14 2 1	1.3	27.9	4.4	11	2	- - - -
KANG Harman	1	4	-	13	-	-	-	-	-	-	0.0	0.0	3.3	0	-	- - - -
KEEN Bruce	-	-	-	-	-	-	-	-	-	-	0.0	0.0	0.0	0	1	- - - -
KELLY Steve	-	-	-	-	-	-	-	-	-	-	0.0	0.0	0.0	0	-	- - - -
KENDALL Wayne	-	-	-	-	-	-	-	-	-	-	0.0	0.0	0.0	0	1	- - - -
KING Cameron	2	4	-	19	-	-	-	-	-	-	0.0	0.0	4.8	0	-	- - - -
KING Dave	14	161.1	72	285	33	8.6	6/29	2 5	33 1	15 14 3	2.4	29.3	1.8	29	3	- - - -
KING Russell	26	252.1	52	801	32	25.0	4/10	- 5	25 1	22 8 2	1.2	47.3	3.2	15	22	- - - -
KNOWLES Matthew	29	387.3	80	1287	53	24.3	5/33	2 6	19 - 3	38 12 2 1	1.8	43.9	3.3	22	9	- - - -
KRAGTON Matthew	3	9	2	42	-	-	-	-	-	-	0.0	0.0	4.7	0	1	- - - -
KUHN Graeme	-	-	-	-	-	-	-	-	-	-	0.0	0.0	0.0	0	-	- - - -
KUSTERMANN Bernie	25	231	46	649	28	23.2	6/7	1 -	17 - 1	19 8 1	1.1	49.5	2.8	13	6	- - - -
LAIRD Dean	3	14	-	54	1	54.0	1/19	-	1 -	- 1	0.3	84.0	3.9	2	6	- - - -
LAMSHED Kym	-	-	-	-	-	-	-	-	-	-	0.0	0.0	0.0	0	2	- - - -
LANDORF Aaron	-	-	-	-	-	-	-	-	-	-	0.0	0.0	0.0	0	-	- - - -
LANDORF Jason	21	249.1	37	961	43	22.3	5/43	4 3	19 - 1	24 18	2.0	34.8	3.9	19	26	- - - 1
LAWRENCE Pierre	-	-	-	-	-	-	-	-	-	-	0.0	0.0	0.0	0	-	- - - -
LIDDY Josh	-	-	-	-	-	-	-	-	-	-	0.0	0.0	0.0	0	1	- - - -
LIGHTFOOT Derek	21	122.4	8	535	32	16.7	4/25	- 6	19 - 1	20 6 2 4	1.5	23.0	4.4	9	12	- - - -
LINDHOLM Shaun	3	21	1	93	4	23.3	3/62	- 1	4 -	3 1	1.3	31.5	4.4	15	-	- - - -
LINDSAY Darryl	1	3	-	16	-	-	-	-	-	-	0.0	0.0	5.3	0	1	- - - -
LIPSETT Wes	5	12	1	96	1	96.0	1/11	-	1 -	1 -	0.2	72.0	8.0	0	18	35 3 19 20

## BATTING STATISTICS FOR WARRADALE CRICKET CLUB IN CAREER

Player Name	Debut	Yrs	Gam	Bat			Ave	Innings Scores							SeasonAgg			Pshps	%Tm	%Cr	ScoreStrokes			How Out			
				Inn	NO	Runs		Hi	100>	50>	30>	10>	0>	0	Hi	300	200				6's	4's	1's	Ct	Bo	Lb	
LITSTON Dave	1997/98	2	20	19	1	285	15.8	44*	-	-	5	4	9	1	260	-	1	-	3	8	56	4	29	43	14	4	-
LITSTER Dave	1995/96	1	11	13	-	126	9.7	46	-	-	1	3	8	1	126	-	-	-	1	5	47	2	13	31	8	3	1
LODER Warwick	2014/15	1	5	3	-	41	13.7	35	-	-	1	-	2	-	41	-	-	-	-	6	37	-	6	11	2	-	1
LOGAN Derek	1984/85	1	7	3	-	12	4.0	12	-	-	-	1	-	2	12	-	-	-	1	29	-	1	2	-	-	2	
LORD Adam	2003/04	1	8	8	1	214	30.6	107	1	1	-	2	2	2	214	-	1	1	3	16	56	6	33	30	4	3	-
LOUGHEAD Paul	1991/92	10	54	58	11	780	16.6	88	-	1	5	22	26	4	228	-	1	1	11	8	32	4	65	341	22	14	3
LOUKES Grae	1991/92	1	1	1	-	36	36.0	36	-	-	1	-	-	-	36	-	-	-	1	10	72	-	7	8	1	-	-
LOUNDER Graham	2013/14	1	2	2	1	67	67.0	49*	-	-	1	1	-	-	67	-	-	-	21	63	2	8	15	1	-	-	
LOY David	1987/88	1	1	1	1	2	-	2*	-	-	-	1	-	-	2	-	-	-	1	67	-	-	2	-	-	-	
LOY Tony	1995/96	3	24	21	2	430	22.6	73	-	2	6	5	6	2	210	-	1	-	6	9	46	4	57	85	10	5	3
LUONG Bang	1995/96	10	80	88	15	1112	15.2	87	-	4	3	30	38	13	255	-	2	2	11	8	39	6	108	327	42	19	5
LYNE Mick	1999/00	7	56	35	17	116	6.4	24*	-	-	-	4	23	8	41	-	-	-	1	28	1	11	35	7	5	5	
MACK Dustin	2003/04	1	5	6	-	57	9.5	25	-	-	-	2	3	1	57	-	-	-	-	7	50	-	7	7	3	3	-
MADDERN Ashley	1995/96	5	37	38	5	400	12.1	53	-	1	3	11	16	7	133	-	-	-	2	6	47	1	34	131	18	11	1
MAHAR Jason	2011/12	1	2	1	-	1	1.0	1	-	-	-	-	1	-	1	-	-	-	-	1	6	-	-	1	1	-	-
MAHONEY David	2014/15	3	26	19	4	183	12.2	71*	-	1	-	4	11	3	105	-	-	1	1	4	42	2	14	69	7	6	2
MANETTA Phil	1979/80	1	2	3	1	196	98.0	97	-	2	-	1	-	-	196	-	-	-	3	56	66	11	20	38	2	-	-
MANOS George	1980/81	6	54	61	12	1132	23.1	61*	-	5	12	17	18	9	339	1	1	2	12	10	48	16	150	250	29	12	3
MANSOM Dave	2008/09	1	1	-	-	0	-	-	-	-	-	-	-	-	-	-	-	-	-	0	-	-	-	-	-	-	-
MARECHAL Phil	2004/05	2	21	20	-	175	8.8	48	-	-	2	4	10	4	113	-	-	-	1	6	36	-	9	59	18	1	1
MARKS Greg	2009/10	8	85	68	11	687	12.1	57*	-	1	6	15	33	13	153	-	-	-	3	5	44	3	73	213	27	21	6
MARSHALL Ashley	1996/97	21	240	217	35	2741	15.1	93	-	8	15	73	89	32	278	-	5	5	24	7	42	35	270	756	117	46	3
MARSHALL Nick	2003/04	1	1	1	-	14	14.0	14	-	-	-	1	-	-	14	-	-	-	-	8	39	-	1	4	1	-	-
MARTIN Anthony	2012/13	5	43	35	6	357	12.3	43*	-	-	4	8	19	4	148	-	-	1	2	5	33	1	38	109	17	4	3
MARTIN David	1998/99	3	7	7	1	11	1.8	10	-	-	-	1	2	4	10	-	-	-	-	1	30	-	2	3	2	4	-
MASON Steve	2016/17	1	10	7	1	44	7.3	18	-	-	-	2	4	1	44	-	-	-	-	3	39	1	2	12	3	3	-
MATTHEWS Jacob	2010/11	7	52	35	15	209	10.5	24	-	-	-	8	21	6	83	-	-	-	1	2	37	5	16	51	12	8	-
MAYFIELD Graham	1997/98	1	2	1	-	5	5.0	5	-	-	-	-	1	-	5	-	-	-	-	1	23	-	1	1	1	-	-
MAZURKE Danny	1980/81	12	78	70	15	917	16.7	78	-	3	3	28	30	6	338	1	-	1	3	6	64	50	73	180	28	19	-
MEDWELL Ted	1985/86	3	4	3	2	38	38.0	14*	-	-	-	3	-	-	28	-	-	-	1	5	38	1	4	14	-	1	-
MELLORS Greg	1999/00	5	29	30	6	881	36.7	127*	2	2	7	10	6	3	357	1	1	5	8	16	48	24	90	203	9	12	1
MILDREN Bryan	2013/14	3	29	20	12	131	16.4	15*	-	-	-	8	10	2	50	-	-	-	2	2	30	1	7	69	4	4	-
MILLARD Peter	1981/82	1	1	-	-	0	-	-	-	-	-	-	-	-	-	-	-	-	-	0	-	-	-	-	-	-	-
MILLER Luke	2000/01	4	4	3	-	23	7.7	20	-	-	-	1	1	1	20	-	-	-	-	6	33	-	2	9	1	2	-
MISQUITTA Brian	2005/06	2	7	5	1	3	0.8	2*	-	-	-	-	2	3	3	-	-	-	-	0	9	-	-	3	1	1	1
MITCHELL Rick	1990/91	4	32	33	1	999	31.2	146	2	5	5	11	7	3	365	3	-	2	10	15	67	45	93	140	24	7	-
MITSIOS Taz	2006/07	1	10	7	-	180	25.7	58	-	1	1	5	-	-	180	-	-	1	2	11	40	-	21	54	6	-	1
MOHAMMAD Imran	2013/14	1	3	1	-	1	1.0	1	-	-	-	-	1	-	1	-	-	-	-	0	10	-	-	1	1	-	-
MOHAMMAD Zane	2013/14	1	3	1	-	0	0.0	0	-	-	-	-	-	1	-	-	-	-	-	0	-	-	-	-	-	1	-
MONAGHAN Scott	2013/14	4	45	38	3	852	24.3	114	1	3	7	13	12	2	242	-	3	3	10	10	42	13	119	174	19	14	1
MONAHAN Damien	2009/10	1	1	1	-	31	31.0	31	-	-	1	-	-	-	31	-	-	-	-	13	79	3	2	5	1	-	-
MONAHAN Justin	2006/07	4	42	41	-	369	9.0	35	-	-	1	15	18	7	148	-	-	1	6	5	28	1	37	125	16	19	3
MONAHAN Peter	2008/09	2	13	12	3	26	2.9	7*	-	-	-	-	8	4	19	-	-	-	-	1	29	1	1	6	3	5	-
MONAHAN Phil	2005/06	12	127	128	3	2618	20.9	76	-	15	16	48	35	14	400	2	7	3	18	13	54	77	320	503	72	36	9
MOORE Greg	2014/15	1	1	-	-	0	-	-	-	-	-	-	-	-	-	-	-	-	-	0	-	-	-	-	-	-	-
MOORE Henry	2014/15	1	1	1	-	11	11.0	11	-	-	-	1	-	-	11	-	-	-	-	8	48	-	2	1	-	-	-
MOORE Jason	2011/12	4	30	22	2	197	9.9	43	-	-	2	5	10	5	84	-	-	-	2	4	32	2	20	62	9	7	4
MOORE Kayd	2014/15	1	1	-	-	0	-	-	-	-	-	-	-	-	-	-	-	-	-	0	-	-	-	-	-	-	-
MOORE Nick	2013/14	1	1	1	-	8	8.0	8	-	-	-	-	1	-	8	-	-	-	-	5	32	-	1	4	-	1	-
MORAN Damien	2005/06	1	6	5	-	31	6.2	16	-	-	-	2	2	1	31	-	-	-	-	4	49	1	2	9	2	2	1
MULDERS Bill	1995/96	1	1	1	1	1	-	1*	-	-	-	-	1	-	1	-	-	-	-	1	3	-	-	1	-	-	-
MULDOON Col	2004/05	1	6	7	2	83	16.6	63*	-	1	-	1	3	2	83	-	-	-	-	8	49	3	8	19	3	2	-
MURRAY Alex	2004/05	1	1	1	-	2	2.0	2	-	-	-	-	1	-	2	-	-	-	-	1	10	-	-	2	-	-	-
MYSTUIK Simon	2000/01	9	58	52	3	928	18.9	66	-	3	8	22	10	9	259	-	2	2	10	9	46	9	111	217	24	17	1
McCULLOUGH Mick	1991/92	4	36	37	2	671	19.2	69	-	4	6	8	16	3	217	-	2	4	7	9	35	3	68	248	18	11	1
McDONALD Andrew	1991/92	8	49	50	10	893	22.3	72*	-	3	12	13	17	5	184	-	-	1	12	10	45	5	85	230	27	6	4
McDONALD Gavin	2000/01	1	1	1	-	41	41.0																				

## BOWLING &amp; FIELDING STATISTICS FOR WARRADALE CRICKET CLUB IN CAREER

Player Name	Bowl Inn	Overs	Mdn	Runs	Wkt	Ave	Innings Best	Fig 5w 3w	Season Ag Hi 25 15	How Out Ct Bo Lb St	Wk/ Inn	BaLL/ Wkt	Run/ Over	% Tm	Fld Ct	W'Keeping Ct St Bye Gam
LISTON Dave	23	303.1	64	856	50	17.1	7/55	3 6	26 1 1	30 18 2 -	2.2	36.4	2.8	26	9	- - - -
LITSTER Dave	5	34.5	6	128	10	12.8	7/55	1 -	10 - -	6 2 2 -	2.0	20.9	3.7	10	4	- - - -
LODER Warwick	2	7	1	29	1	29.0	1/8	- -	1 - -	- 1 - -	0.5	42.0	4.1	2	3	- - - -
LOGAN Derek	10	69	9	202	14	14.4	4/21	- 2	14 - -	9 5 - -	1.4	29.6	2.9	15	4	- - - -
LORD Adam	3	17	4	64	4	16.0	4/29	- 1	4 - -	2 2 - -	1.3	25.5	3.8	6	2	- - - -
LOUGHEAD Paul	16	54.1	7	226	6	37.7	2/13	- -	2 - -	4 2 - -	0.4	54.2	4.2	1	20	10 - 52 8
LOUKES Grae	-	-	-	-	-	-	-	-	- - -	- - - -	0.0	0.0	0.0	0	-	- - - -
LOUNDER Graham	2	23	3	90	2	45.0	1/34	- -	2 - -	- 2 - -	1.0	69.0	3.9	17	-	- - - -
LOY David	1	6	-	46	-	-	-	-	- - -	- - - -	0.0	0.0	7.7	0	-	- - - -
LOY Tony	19	171.3	41	466	35	13.3	6/44	1 5	17 - 2	17 17 1 -	1.8	29.4	2.7	14	13	- - - -
LUONG Bang	49	223.3	29	904	41	22.0	4/42	- 6	15 - 1	23 14 3 1	0.8	32.7	4.0	6	34	2 - 8 4
LYNE Mick	59	595.4	117	1998	100	20.0	6/10	3 13	30 1 2	63 33 4 -	1.7	35.7	3.4	20	9	- - - -
MACK Dustin	2	3	-	11	2	5.5	2/7	- -	2 - -	2 - - -	1.0	9.0	3.7	5	2	- - - -
MADDERN Ashley	13	62.3	6	220	9	24.4	3/26	- 2	7 - -	6 3 - -	0.7	41.7	3.5	3	24	8 - 23 5
MAHAR Jason	-	-	-	-	-	-	-	-	- - -	- - - -	0.0	0.0	0.0	0	1	- - - -
MAHONEY David	1	1	-	15	-	-	-	-	- - -	- - - -	0.0	0.0	15.0	0	10	- - 2 1
MANETTA Phil	-	-	-	-	-	-	-	-	- - -	- - - -	0.0	0.0	0.0	0	-	- - - -
MANOS George	3	2.4	-	4	1	4.0	1/1	- -	1 - -	- 1 - -	0.3	16.0	1.5	0	3	77 21 337 46
MANSOM Dave	1	11	1	34	3	11.3	3/34	- 1	3 - -	2 1 - -	3.0	22.0	3.1	30	3	- - - -
MARECHAL Phil	-	-	-	-	-	-	-	-	- - -	- - - -	0.0	0.0	0.0	0	1	18 - 29 15
MARKS Greg	32	230.1	44	822	32	25.7	4/42	- 5	8 - -	22 8 2 -	1.0	43.2	3.6	5	5	45 13 125 51
MARSHALL Ashley	238	2096.4	413	7372	427	17.3	7/13	10 64	33 7 11	265 113 43 6	1.8	29.5	3.5	21	102	- - 4 2
MARSHALL Nick	-	-	-	-	-	-	-	-	- - -	- - - -	0.0	0.0	0.0	0	-	- - - -
MARTIN Anthony	33	167	20	623	22	28.3	5/36	1 -	10 - -	5 12 5 -	0.7	45.5	3.7	6	9	1 - 2 1
MARTIN David	2	1.4	-	2	2	1.0	1/1	- -	1 - -	1 - 1 -	1.0	5.0	1.2	3	4	- - - -
MASON Steve	8	47.1	3	174	9	19.3	4/30	- 1	9 - -	8 1 - -	1.1	31.4	3.7	17	3	- - - -
MATTHEWS Jacob	54	512.3	97	1672	86	19.4	5/43	2 11	22 - 3	45 29 10 2	1.6	35.8	3.3	20	14	- - - -
MAYFIELD Graham	2	10	-	77	-	-	-	-	- - -	- - - -	0.0	0.0	7.7	0	-	- - - -
MAZURKE Danny	89	1102	232	3220	180	17.9	7/34	11 16	42 3 3	120 49 3 -	2.0	36.7	2.9	23	16	- - - -
MEDWELL Ted	-	-	-	-	-	-	-	-	- - -	- - - -	0.0	0.0	0.0	0	-	- - - -
MELLORS Greg	3	12	1	44	1	44.0	1/26	- -	1 - -	- 1 - -	0.3	72.0	3.7	0	21	- - - -
MILDREN Bryan	26	217.4	46	739	32	23.1	5/26	1 2	16 - 1	19 10 2 1	1.2	40.8	3.4	15	7	2 - 13 2
MILLARD Peter	-	-	-	-	-	-	-	-	- - -	- - - -	0.0	0.0	0.0	0	2	- - - -
MILLER Luke	1	4	-	26	1	26.0	1/26	- -	1 - -	1 - - -	1.0	24.0	6.5	3	3	- - - -
MISQUITTA Brian	5	24.4	2	126	1	126.0	1/9	- -	1 - -	1 - - -	0.2	148.0	5.1	3	-	- - - -
MITCHELL Rick	32	293.4	69	776	37	21.0	5/13	1 3	12 - -	29 7 1 -	1.2	47.6	2.6	12	16	- - - -
MITSIOS Taz	3	11	-	43	1	43.0	1/9	- -	1 - -	1 - - -	0.3	66.0	3.9	1	-	- - - -
MOHAMMAD Imran	1	11	-	51	-	-	-	-	- - -	- - - -	0.0	0.0	4.6	0	1	- - - -
MOHAMMAD Zane	2	6.1	-	35	2	17.5	2/23	- -	2 - -	2 - - -	1.0	18.5	5.7	14	-	- - - -
MONAGHAN Scott	42	272	58	891	48	18.6	4/37	- 4	15 - 2	25 12 9 2	1.1	34.0	3.3	12	13	- - - -
MONAHAN Damien	-	-	-	-	-	-	-	-	- - -	- - - -	0.0	0.0	0.0	0	-	- - - -
MONAHAN Justin	-	-	-	-	-	-	-	-	- - -	- - - -	0.0	0.0	0.0	0	10	3 2 17 4
MONAHAN Peter	4	13	2	70	2	35.0	2/10	- -	2 - -	1 1 - -	0.5	39.0	5.4	3	1	- - - -
MONAHAN Phil	28	99	15	451	14	32.2	3/35	- 1	5 - -	13 1 - -	0.5	42.4	4.6	1	26	3 - 14 4
MOORE Greg	1	10	4	16	2	8.0	2/16	- -	2 - -	1 1 - -	2.0	30.0	1.6	33	-	- - - -
MOORE Henry	1	4	-	37	-	-	-	-	- - -	- - - -	0.0	0.0	9.3	0	-	- - - -
MOORE Jason	20	108.4	12	463	22	21.0	5/21	1 1	14 - -	10 9 3 -	1.1	29.6	4.3	9	10	- - - -
MOORE Kayd	-	-	-	-	-	-	-	-	- - -	- - - -	0.0	0.0	0.0	0	-	- - - -
MOORE Nick	-	-	-	-	-	-	-	-	- - -	- - - -	0.0	0.0	0.0	0	-	- - - -
MORAN Damien	5	41	7	150	6	25.0	2/34	- -	6 - -	1 4 1 -	1.2	41.0	3.7	14	5	- - - -
MULDERS Bill	-	-	-	-	-	-	-	-	- - -	- - - -	0.0	0.0	0.0	0	-	- - - -
MULDOON Col	3	20	6	46	6	7.7	3/15	- 2	6 - -	4 1 1 -	2.0	20.0	2.3	15	2	- - - -
MURRAY Alex	-	-	-	-	-	-	-	-	- - -	- - - -	0.0	0.0	0.0	0	-	- - 19 1
MYSTUIK Simon	44	398.5	77	1270	68	18.7	6/45	3 7	16 - 3	36 25 7 -	1.5	35.2	3.2	15	20	- - - -
McCULLOUGH Mick	1	1	-	5	-	-	-	-	- - -	- - - -	0.0	0.0	5.0	0	24	- - - -
McDONALD Andrew	16	90.1	14	336	13	25.8	3/19	- 2	7 - -	6 6 1 -	0.8	41.6	3.7	3	12	- - - -
McDONALD Gavin	-	-	-	-	-	-	-	-	- - -	- - - -	0.0	0.0	0.0	0	-	- - - -
McDONALD Kym	4	63.3	20	143	9	15.9	3/32	- 2	9 - -	5 4 - -	2.3	42.3	2.3	27	1	- - - -
McDONALD M	1	6	-	39	-	-	-	-	- - -	- - - -	0.0	0.0	6.5	0	1	- - - -
McDONNELL Luke	9	71	9	359	14	25.6	3/22	- 1	8 - -	10 4 - -	1.6	30.4	5.1	15	9	- - - -
McGORRAN Ian	-	-	-	-	-	-	-	-	- - -	- - - -	0.0	0.0	0.0	0	1	- - - -
McGRATH Eoghan	-	-	-	-	-	-	-	-	- - -	- - - -	0.0	0.0	0.0	0	-	- - - -
McLACHLAN Andrew	10	45	12	165	7	23.6	3/43	- 1	7 - -	5 1 1 -	0.7	38.6	3.7	4	4	- - - -
McMAHON Danny	7	61	11	275	15	18.3	5/39	1 2	15 - 1	9 6 - -	2.1	24.4	4.5	28	3	- - - -
McMAHON Peter	1	4	-	26	-	-	-	-	- - -	- - - -	0.0	0.0	6.5	0	-	- - - -
McNAMARA Trinity	71	742.1	135	2396	137	17.5	7/57	7 15	34 1 2	81 49 7 -	1.9	32.5	3.2	19	40	- - - -
McWILLIAM Paul	8	56	9	225	7	32.1	3/18	- 1	7 - -	5 1 - 1	0.9	48.0	4.0	10	7	- - - -
McWILLIAMS Steve	-	-	-	-	-	-	-	-	- - -	- - - -	0.0	0.0	0.0	0	9	- - - -
NATT Ashley	1	4	1	22	-	-	-	-	- - -	- - - -	0.0	0.0	5.5	0	-	- - - -
NEMES Nathan	2	11	-	61	-	-	-	-	- - -	- - - -	0.0	0.0	5.5	0	2	- - - -
NIJAZ Asim	6	21.2	1	110	4	27.5	1/12	- -	4 - -	- 3 1 -	0.7	32.0	5.2	4	2	- - - -
NICKOLAI Darren	-	-	-	-	-	-	-	-	- - -	- - - -	0.0	0.0	0.0	0	2	2 - 1 1
NIELSON Rick	1	2	-	7	-	-	-	-	- - -	- - - -	0.0	0.0	3.5	0	-	- - - -
NOBLE Bob	10	13	2	65	3	21.7	1/1	- -	1 - -	3 - - -	0.3	26.0	5.0	0	29	53 15 112 45
NOBLE Brad	1	0.2	-	-	1	0.0	1/0	- -	1 - -	1 - - -	1.0	2.0	0.0	1	2	- - - -
NOBLE Graham	10	61.3	9	244	13	18.8	6/47	1 -	13 - -	7 6 - -	1.3	28.4	4.0	16	2	- - - -
O'CONNELL Lachlan	12	58.2	7	257	5	51.4	2/19	- -	2 - -	3 2 - -	0.4	70.0	4.4	1	24	3 - 4 3
O'LEARY Matthew	-	-	-	-	-	-	-	-	- - -	- - - -	0.0	0.0	0.0	0	1	- - - -
O'LEARY Patrick	-	-	-	-	-	-	-	-	- - -	- - - -	0.0	0.0	0.0	0	-	- - - -
O'TOOLE Zach	1	15	3	52	2	26.0	2/52	- -	2 - -	1 - 1 -	2.0	45.0	3.5	15	-	- - - -
OAKES Matthew	1	8	1	35	1	35.0	1/35	- -	1 - -	1 - - -	1.0	48.0	4.4	10	-	- - - -
OLIFFE John	13	134	29	478	20	23.9	4/31	- 2	10 - -	13 6 1 -	1.5	40.2	3.6	17	2	- - - -
OP'THOOG Matthew	-	-	-	-	-	-	-	-	- - -	- - - -	0.0	0.0	0.0	0	-	- - - -
OPUOR Donald	1	4	-	30	2	15.0	2/30	- -	2 - -	2 - - -	2.0	12.0	7.5	3	2	- - - -
PALMER Dave	39	130.1	25	478	23	20.8	4/12	- 1	6 - -	14 9 - -	0.6	34.0	3.7	1	105	- - - -
PALMER Edward	1	3	-	20	-	-	-	-	- - -	- - - -	0.0	0.0	6.7	0	-	- - - -



## BATTING STATISTICS FOR WARRADALE CRICKET CLUB IN CAREER

Player Name	Debut	Yrs	Gam	Bat			Runs	Ave	Innings Scores										SeasonAgg		Pshps	%Tm	%Cr	ScoreStrokes			How Out		
				Inn	NO				Hi	100>	50>	30>	10>	0>	0	Hi	300	200	100	50				6's	4's	1's	Ct	Bo	Lb
PANSINI Angelo	2013/14	4	52	46	7	1656	42.5	212*	5	5	6	18	10	2	541	3	-	2	10	20	66	93	167	256	25	13	-		
PAPAGALLO Frank	1980/81	7	56	36	6	421	14.0	91	-	1	4	7	20	4	150	-	-	1	2	4	52	20	34	100	13	8	-		
PARHAM Oliver	2008/09	4	4	1	1	5	-	5*	-	-	-	-	-	-	5	-	-	-	-	1	10	-	1	1	-	-			
PARHAM Trevor	1979/80	36	338	330	26	7629	25.1	179*	9	35	47	122	88	29	398	6	14	18	72	12	49	98	811	2032	231	45	2		
PARKER John	1996/97	1	12	11	2	183	20.3	83	-	1	-	5	3	2	183	-	-	1	1	10	41	5	17	53	5	1	-		
PARR Ashley	2000/01	2	20	21	-	270	12.9	39	-	-	5	3	9	4	192	-	-	-	1	7	60	10	25	45	8	10	2		
PARR Matthew	2000/01	1	1	1	-	0	0.0	0	-	-	-	-	-	1	-	-	-	-	0	-	-	-	-	-	1	-	-		
PATMORE Dave	1979/80	9	64	66	4	771	12.4	76	-	2	4	23	29	8	244	-	1	-	5	6	44	7	82	247	35	21	2		
PATMORE Tim	1979/80	6	38	31	6	181	7.2	36	-	-	2	4	20	5	60	-	-	-	1	2	38	1	20	73	6	14	2		
PATTERSON Heath	2012/13	2	11	10	4	141	23.5	54*	-	1	1	3	3	2	91	-	-	-	-	6	51	5	11	29	1	4	1		
PEARCE Brad	1996/97	3	13	13	-	384	29.5	59	-	2	5	5	-	1	218	-	1	-	5	15	65	32	28	37	10	2	-		
PEARCE Darren	1989/90	5	57	45	7	650	17.1	61*	-	4	6	6	20	9	218	-	1	3	5	7	42	7	69	180	21	9	3		
PEARCE Mike	1988/89	3	30	18	10	130	16.3	36*	-	-	1	3	11	3	67	-	-	-	2	2	40	1	11	41	4	3	-		
PEDLER Ray	1994/95	1	1	1	-	1	1.0	1	-	-	-	-	1	-	1	-	-	-	-	1	17	-	-	1	1	-	-		
PELGRAVE Greg	1980/81	2	13	12	2	198	19.8	56	-	1	1	6	3	1	193	-	-	-	1	8	44	4	25	58	4	2	4		
PERRYMAN Gavin	1992/93	6	37	37	6	779	25.1	100	1	1	8	14	10	3	286	-	2	-	8	12	47	19	62	224	22	3	2		
PICK Dennis	2000/01	1	1	-	-	0	-	-	-	-	-	-	-	-	-	-	-	-	0	-	-	-	-	-	-	-	-		
PLATTEN Shaun	1983/84	1	3	2	2	0	-	0*	-	-	-	-	2	-	-	-	-	-	0	-	-	-	-	-	-	-	-		
PLENDERLEITH Rob	1994/95	2	16	18	2	208	13.0	32	-	-	2	8	7	1	114	-	-	-	3	7	34	-	10	92	5	4	2		
PRICE Nathan	2012/13	1	1	1	-	9	9.0	9	-	-	-	-	1	-	9	-	-	-	-	7	56	-	2	1	-	-	1		
PRIEST Brett	2012/13	1	3	2	-	5	2.5	5	-	-	-	-	1	1	5	-	-	-	-	1	36	-	1	1	-	1	-		
PUGH Ben	2006/07	5	44	49	5	699	15.9	76	-	2	4	19	14	10	241	-	2	1	3	9	62	31	79	116	21	20	1		
QUINN Simon	1999/00	1	2	2	-	26	13.0	26	-	-	-	1	-	1	26	-	-	-	1	6	34	-	4	6	-	1	1		
RANGER Brenton	1980/81	2	9	6	-	42	7.0	35	-	-	1	-	3	2	37	-	-	-	1	2	29	1	4	18	2	4	-		
RANKINE Mark	1998/99	1	3	2	-	5	2.5	4	-	-	-	-	2	-	5	-	-	-	-	1	22	-	-	3	1	-	-		
RAY Dave	2000/01	3	14	15	2	139	10.7	41	-	-	2	2	10	1	120	-	-	-	1	6	35	-	10	74	6	4	2		
RAYMOND Peter	2004/05	2	11	11	2	75	8.3	35	-	-	1	2	5	3	75	-	-	-	1	5	35	-	8	17	4	4	1		
REA Paul	2010/11	3	15	13	-	93	7.2	30	-	-	1	2	5	5	65	-	-	-	-	5	41	2	7	41	6	3	3		
REDFERN Barry	2001/02	1	2	1	1	0	-	0*	-	-	-	-	1	-	-	-	-	-	0	-	-	-	-	-	-	-	-		
REILLY S	2000/01	1	1	1	-	0	0.0	0	-	-	-	-	-	1	-	-	-	-	0	-	-	-	-	-	-	1	-		
REVELL Glen	2010/11	5	30	19	7	161	13.4	31	-	-	1	5	11	2	65	-	-	-	1	3	36	-	19	57	10	1	-		
RICHARDSON Dan	1998/99	1	7	6	-	172	28.7	74	-	1	1	2	1	1	172	-	-	1	1	12	61	7	18	25	2	2	1		
RILEY Ian	1994/95	2	19	19	1	417	23.2	69	-	2	3	8	5	1	221	-	1	3	1	11	45	5	44	99	12	4	-		
RIPPINGALE B	1985/86	1	1	1	-	53	53.0	53	-	1	-	-	-	-	53	-	-	-	1	21	62	4	3	7	1	-	-		
ROBERT-SMITH Phil	1979/80	1	3	2	-	3	1.5	2	-	-	-	-	2	-	3	-	-	-	-	1	43	-	-	1	-	2	-		
ROBERTS Neville	1980/81	2	2	1	-	1	1.0	1	-	-	-	-	1	-	1	-	-	-	-	0	14	-	-	1	-	1	-		
ROSS Des	1987/88	1	5	5	1	50	12.5	19	-	-	-	2	3	-	50	-	-	-	-	5	43	-	6	14	2	2	-		
ROUTLEDGE Steve	2007/08	4	31	30	5	654	26.2	105	1	4	1	10	11	3	279	-	1	-	6	13	51	11	65	159	17	8	-		
ROWE Brenton	1996/97	17	156	167	19	1954	13.2	60	-	5	13	49	85	15	218	-	1	3	17	8	38	2	179	692	103	23	7		
RUSBY Shane	1990/91	8	70	40	16	310	12.9	25	-	-	-	16	20	4	111	-	-	-	2	46	7	22	84	16	4	2	-		
RUSSELL Nic	2008/09	8	52	46	7	1171	30.0	136*	1	4	12	12	13	4	290	-	3	1	17	13	51	24	131	276	23	7	6		
RYAN Damien	2000/01	1	2	3	-	14	4.7	11	-	-	-	1	1	1	14	-	-	-	-	4	48	-	2	2	1	2	-		
RYNNE Troy	2005/06	2	10	8	1	43	6.1	16	-	-	-	2	3	3	43	-	-	-	-	3	53	1	5	7	2	5	-		
SAINI Shammi	2014/15	1	3	2	-	109	54.5	62	-	1	1	-	-	-	109	-	-	-	1	14	74	2	16	19	-	2	-		
SANE Sunil	2004/05	1	4	3	-	23	7.7	21	-	-	-	1	1	1	23	-	-	-	-	3	35	1	-	5	3	-	-		
SANTOS John	1989/90	1	11	8	4	67	16.8	35	-	-	1	1	6	-	67	-	-	-	3	3	25	-	5	35	3	1	-		
SCHMIAUKE Marc	2015/16	2	19	16	2	634	45.3	112	1	5	3	3	4	-	386	1	1	3	3	17	50	5	86	132	8	3	1		
SCHULTZ Kristian	1997/98	20	210	220	15	4233	20.6	100*	1	20	35	65	79	20	355	1	11	7	44	11	42	65	441	1036	113	40	38		
SCOTT Anthony	1997/98	10	57	44	12	90	2.8	15	-	-	-	2	26	16	39	-	-	-	-	1	22	-	9	35	11	14	5		
SCOTT Ron	1994/95	12	92	80	27	712	13.4	69*	-	1	4	21	42	12	151	-	-	-	4	5	47	8	75	173	24	17	4		
SHAMRA Deepak	2013/14	1	1	1	-	0	-	-	-	-	-	-	-	-	-	-	-	-	-	0	-	-	-	-	-	-	-		
SHARMA Vaneet	2014/15	1	1	1	-	0	-	-	-	-	-	-	-	-	-	-	-	-	-	0	-	-	-	-	-	-	-		
SHAW Phil	1990/91	4	36	32	5	917	34.0	100*	1	5	7	11	5	3	346	1	2	2	10	12	48	18	116	208	22	3	-		
SHEARER Duncan	2002/03	8	54	46	8	219	5.8	24	-	-	-	10	26	10	63	-	-	-	7	3	14	1	11	113	13	17	3		
SHEARER L	2006/07	1	1	1	-	0	-	-	-	-	-	-	-	-	-	-	-	-	-	0	-	-	-	-	-	-	-		
SHEEHAN Mike	1979/80	9	37	36	5	426	13.7	58*	-	1	3	10	17	5	188	-	-	-	3	6	54	4	63	116	16	14	-		
SHEPHERD Tristan	2013/14	1	1	1	-	0	0.0	0	-	-	-	-	-	1	-	-	-	-	-	0	-	-	-	-	-	1	-		

## BOWLING &amp; FIELDING STATISTICS FOR WARRADALE CRICKET CLUB IN CAREER

Player Name	Bowl Inn	Overs	Mdn	Runs	Wkt	Ave	Innings Best	Fig 5w 3w	Season Ag Hl 25 15	How Out Ct Bo Lb St	Wk/ Inn	BaLL/ Wkt	Run/ Over	% Tm	Fld Ct	W'Keeping Ct St Bye Gam
PANSINI Angelo	54	399.4	60	1318	74	17.8	7/7	3 6	26 1 2	31 29 13 1	1.4	32.4	3.3	16	15	3 - 8 6
PAPAGALLO Frank	66	794.2	176	2235	149	15.0	7/19	7 21	34 2 4	65 75 8 1	2.3	32.0	2.8	27	17	- - - -
PARHAM Oliver	2	5	1	29	-	-	-	-	-	-	-	0.0	0.0	5.8	0	- - - -
PARHAM Trevor	92	449	58	1748	93	18.8	5/11	2 10	18 - 2	56 23 4 10	1.0	29.0	3.9	3	121	3 - 22 4
PARKER John	10	91.1	16	306	16	19.1	4/25	- 2	16 - 1	11 2 3 -	1.6	34.2	3.4	16	3	- - - -
PARR Ashley	3	5	-	36	1	36.0	1/23	- -	1 - -	1 - - -	-	30.0	7.2	1	21	- - - 1
PARR Matthew	-	-	-	-	-	-	-	-	-	-	-	0.0	0.0	0.0	0	2 - - -
PATMORE Dave	54	418.3	92	1260	111	11.4	6/28	6 13	41 3 -	49 44 8 10	2.1	22.6	3.0	14	31	- - - -
PATMORE Tim	48	236.2	66	650	71	9.2	6/82	1 9	26 1 1	40 12 9 10	1.5	20.0	2.8	13	21	- - - -
PATTERSON Heath	11	64	8	290	8	36.3	3/23	- 1	7 - -	5 3 - -	-	48.0	4.5	8	-	- - - -
PEARCE Brad	12	85.1	22	188	12	15.7	2/9	- -	8 - -	5 4 3 -	1.0	42.6	2.2	10	4	- - - -
PEARCE Darren	1	1	-	4	-	-	-	-	-	-	-	0.0	0.0	4.0	0	1 78 13 118 57
PEARCE Mike	29	361.5	65	1085	52	20.9	7/67	1 7	18 - 3	34 17 1 -	1.8	41.8	3.0	20	11	- - - -
PEDLER Ray	-	-	-	-	-	-	-	-	-	-	-	0.0	0.0	0.0	0	- - - -
PELGRAVE Greg	2	6	4	7	-	-	-	-	-	-	-	0.0	0.0	1.2	0	2 - - -
PERRYMAN Gavin	13	114	18	454	10	45.4	3/44	- 2	6 - -	7 3 - -	-	68.4	4.0	3	6	- - - -
PICK Dennis	-	-	-	-	-	-	-	-	-	-	-	0.0	0.0	0.0	0	- - - -
PLATTEN Shaun	-	-	-	-	-	-	-	-	-	-	-	0.0	0.0	0.0	0	- - - -
PLENDERLEITH Rob	-	-	-	-	-	-	-	-	-	-	-	0.0	0.0	0.0	0	4 1 - - 1
PRICE Nathan	-	-	-	-	-	-	-	-	-	-	-	0.0	0.0	0.0	0	- - - -
PRIEST Brett	1	2	-	17	-	-	-	-	-	-	-	0.0	0.0	8.5	0	1 - - -
PUGH Ben	29	139.2	5	706	26	27.2	3/13	- 2	10 - -	17 8 1 -	0.9	32.2	5.1	7	19	1 - 6 3
QUINN Simon	-	-	-	-	-	-	-	-	-	-	-	0.0	0.0	0.0	0	- 2 2 8 2
RANGER Brenton	12	158.5	50	318	30	10.6	6/34	1 5	16 - 1	11 15 4 -	2.5	31.8	2.0	25	3	- - - -
RANKINE Mark	-	-	-	-	-	-	-	-	-	-	-	0.0	0.0	0.0	0	- - - -
RAY Dave	5	17	1	66	4	16.5	2/16	- -	3 - -	1 3 - -	-	25.5	3.9	3	6	- - - -
RAYMOND Peter	1	1	-	7	-	-	-	-	-	-	-	0.0	0.0	7.0	0	1 - - -
REA Paul	2	5	-	34	-	-	-	-	-	-	-	0.0	0.0	6.8	0	5 - 1 - 2
REDFERN Barry	-	-	-	-	-	-	-	-	-	-	-	0.0	0.0	0.0	0	2 - - -
REILLY S	-	-	-	-	-	-	-	-	-	-	-	0.0	0.0	0.0	0	- - - -
REVELL Glen	2	6	-	38	-	-	-	-	-	-	-	0.0	0.0	6.3	0	4 8 3 57 14
RICHARDSON Dan	4	22	4	90	1	90.0	1/20	- -	1 - -	1 - - -	-	132.0	4.1	2	2	- - - -
RILEY Ian	3	6	3	14	1	14.0	1/0	- -	1 - -	1 - - -	-	36.0	2.3	1	9	- - - -
RIPPINGALE B	-	-	-	-	-	-	-	-	-	-	-	0.0	0.0	0.0	0	1 - - -
ROBERT-SMITH Phil	3	13	2	39	1	39.0	1/14	- -	1 - -	1 - - -	-	78.0	3.0	3	-	- - - -
ROBERTS Neville	1	1	1	-	-	-	-	-	-	-	-	0.0	0.0	0.0	0	1 - - -
ROSS Des	5	41.3	5	198	9	22.0	5/29	1 -	9 - -	7 2 - -	1.8	27.7	4.8	24	3	- - - -
ROUTLEDGE Steve	7	48.3	9	181	6	30.2	3/13	- 1	5 - -	2 4 - -	-	48.5	3.7	2	11	- - - -
ROME Brenton	54	291.1	37	1278	64	20.0	5/27	1 9	15 - 1	36 20 3 5	1.2	27.3	4.4	5	31	67 3 167 81
RUSBY Shane	72	806.4	213	1983	131	15.1	7/25	1 20	32 2 2	91 33 6 1	1.8	36.9	2.5	20	36	- - - -
RUSSELL Nic	40	285.4	48	975	38	25.7	4/23	- 3	14 - -	21 12 5 -	1.0	45.1	3.4	9	15	- - - -
RYAN Damien	-	-	-	-	-	-	-	-	-	-	-	0.0	0.0	0.0	0	- - - -
RYNNE Troy	2	2	-	19	-	-	-	-	-	-	-	0.0	0.0	9.5	0	- - - -
SAINI Shammii	2	12	2	38	-	-	-	-	-	-	-	0.0	0.0	3.2	0	1 - - -
SANE Sunil	3	18	1	89	2	44.5	2/13	- -	2 - -	- - - -	-	54.0	4.9	6	1	- - - -
SANTOS John	10	81.4	4	336	17	19.8	3/15	- 3	17 - 1	11 1 - -	5	1.7	28.8	4.1	19	6 - - -
SCHMIAUKE Marc	13	66.2	7	261	12	21.8	5/39	1 -	10 - -	9 2 1 -	0.9	33.2	3.9	7	7	- - - -
SCHULTZ Kristian	69	403.1	56	1529	60	25.5	5/22	1 6	18 - 1	39 10 5 6	0.9	40.3	3.8	3	49	114 10 240 82
SCOTT Anthony	5	9	-	77	-	-	-	-	-	-	-	0.0	0.0	8.6	0	16 - - -
SCOTT Ron	97	980.1	220	2829	148	19.1	9/32	5 11	25 2 2	95 45 8 -	1.5	39.7	2.9	18	20	- - - -
SHAMRA Deepak	1	9	1	38	-	-	-	-	-	-	-	0.0	0.0	4.2	0	- - - -
SHARMA Vaneet	-	-	-	-	-	-	-	-	-	-	-	0.0	0.0	0.0	0	- - - -
SHAW Phil	5	12.5	2	45	3	15.0	2/0	- -	2 - -	2 1 - -	-	25.7	3.5	1	13	1 - 5 3
SHEARER Duncan	4	6.1	-	31	1	31.0	1/8	- -	1 - -	- - 1 -	-	37.0	5.0	0	3	- - - -
SHEARER L	-	-	-	-	-	-	-	-	-	-	-	0.0	0.0	0.0	0	- - - -
SHEEHAN Mike	11	43	11	153	6	25.5	1/0	- -	3 - -	4 1 1 -	0.5	43.0	3.6	1	9	- - - -
SHEPHERD Tristan	-	-	-	-	-	-	-	-	-	-	-	0.0	0.0	0.0	0	- - - -
SHIPP Andrew	18	114.5	24	407	18	22.6	3/44	- 3	10 - -	8 8 1 -	1.0	38.3	3.5	6	7	- - - -
SIDON Brendon	107	1120.2	228	3426	155	22.1	7/28	3 17	23 - 4	73 54 28 -	1.4	43.4	3.1	16	32	- - - -
SIDON Richard	30	318.1	53	1067	33	32.3	4/40	- 4	16 - 1	15 15 3 -	1.1	57.8	3.4	13	6	- - - -
SIMPSON Andrew	1	1	-	16	-	-	-	-	-	-	-	0.0	0.0	16.0	0	- - - -
SIMPSON Lance	10	47.4	1	324	7	46.3	3/75	- 1	5 - -	4 1 1 1	0.7	40.9	6.8	8	1	- - - -
SIMPSON Ryan	3	17	2	69	5	13.8	3/39	- 1	5 - -	1 4 - -	1.7	20.4	4.1	23	-	- - - -
SINCLAIR Bob	76	790.1	202	1999	156	12.8	7/24	7 22	50 2 2	83 56 17 -	2.1	30.4	2.5	23	14	- - - -
SINGH Kunwar	2	9	-	35	1	35.0	1/28	- -	1 - -	- - 1 -	-	54.0	3.9	4	1	- - - -
SLEEP Robert	17	112.4	16	426	28	15.2	5/51	1 3	17 - 1	17 5 5 1	1.6	24.1	3.8	14	12	- - - -
SMITH Dave	18	239.2	29	886	39	22.7	5/46	2 5	25 1 -	22 10 3 4	2.2	36.8	3.7	26	7	- - - -
SMITH John	257	2152.1	380	7300	421	17.3	7/31	15 47	34 3 11	251 104 51 13	1.6	30.7	3.4	14	102	- - - -
SMITH Tim	10	34.3	3	119	3	39.7	2/5	- -	2 - -	3 - - -	-	69.0	3.4	1	6	17 6 102 24
SMITH Wayne	23	229	49	700	35	20.0	4/41	- 4	18 - 1	20 14 - -	1.5	39.3	3.1	18	3	- - - -
SPANTON Troy	11	56.4	7	269	4	67.3	1/12	- -	4 - -	1 2 - -	1	0.4	85.0	4.7	1	12 1 - 9 4
SPURWAY Brett	-	-	-	-	-	-	-	-	-	-	-	0.0	0.0	0.0	0	- - - -
STAUDE Craig	4	43	8	128	5	25.6	2/13	- -	5 - -	5 - - -	-	51.6	3.0	13	2	- - - -
STEER Peter	53	482.4	78	1709	85	20.1	7/14	4 8	39 1 -	54 26 5 -	1.6	34.1	3.5	14	21	- - - -
STEWART Malcolm	5	35	4	139	1	139.0	1/15	- -	1 - -	- - 1 -	0.2	210.0	4.0	2	3	- - - -
STOKES Ben	2	12	1	48	4	12.0	3/19	- 1	4 - -	4 - - -	-	2.0	18.0	4.0	24	1 - - -
SUKKE Shaun	1	3	1	6	-	-	-	-	-	-	-	0.0	0.0	2.0	0	- - - -
SUTHERLAND Alan	3	42	3	152	4	38.0	2/39	- -	4 - -	2 2 - -	-	1.3	63.0	3.6	15	1 - - -
SWANSON Andrew	-	-	-	-	-	-	-	-	-	-	-	0.0	0.0	0.0	0	- - - -
SWIFT Andrew	39	201.4	21	924	28	33.0	3/23	- 2	10 - -	19 7 - 2	0.7	43.2	4.6	4	15	- - 11 1
TAO Nigel	4	5.3	-	22	1	22.0	1/5	- -	1 - -	1 - - -	-	0.3	33.0	4.0	2	1 - - -
TAYLOR Corey	5	34.1	11	89	5	17.8	2/6	- -	5 - -	1 3 1 -	1.0	41.0	2.6	13	-	- - - -
TEE Dillon	1	1	-	9	-	-	-	-	-	-	-	0.0	0.0	9.0	0	1 - - -
TEMBY Paul	73	370.1	69	1275	62	20.6	6/22	1 7	12 - -	35 17 10 -	-	35.8	3.4	4	76	48 14 117 40
THARALDSEN Joshua	3	12	1	52	1	52.0	1/22	- -	1 - -	1 - - -	-	0.3	72.0	4.3	2	3 - - -
THIELE Mark	1	1	-	11	-	-	-	-	-	-	-	0.0	0.0	11.0	0	3 - - -

## BATTING STATISTICS FOR WARRADALE CRICKET CLUB IN CAREER

Player Name	Debut	Yrs	Gam	Bat Inn NO	Runs	Ave	Hi	Innings 100>50>30	Scores >10 >0*	SeasonAgg Hi 300200	Pshps 10050	% Tm	% Cr	ScoreStrokes 6's 4's 1's	How Out Ct Bo Lb
THILTHORPE Ben	1993/94	1	1	1 -	11	11.0	11	- - -	1 - -	11 - -	- - -	11	22	- - 7	- 1 -
THOMPSON Brett	2000/01	3	6	5 2	20	6.7	16	- - -	1 2 2	16 - -	- - -	2	51	- 3 1	2 - -
THOMPSON Phil	1980/81	2	7	6 -	73	12.2	38	- - 1	1 3 1	72 - -	- - -	6	47	- 10 27	2 3 1
THOMSON Peter	1994/95	5	43	45 -	635	14.1	118	1 1 4	11 20 8	281 - 1	2 5	8	51	15 76 154	25 15 2
THORNBORROW Wayne	1997/98	2	6	4 1	30	10.0	18	- - -	2 1 1	30 - -	- - -	3	56	- 5 7	1 1 1
TONKIN Andrew	2002/03	15	164	144 16	2278	17.8	121*	2 8 10	53 56 15	259 - 3	2 17	9	54	80 250 427	68 45 9
TONKIN Braedon	2007/08	10	104	72 15	396	6.9	48	- - 3	9 42 18	94 - -	- 2	2	40	16 33 80	23 23 6
TRAPPEL Ben	2010/11	1	3	3 1	14	7.0	11	- - -	1 2 -	14 - -	- - -	3	35	- 1 6	1 1 -
TRAPPETT Doug	1985/86	2	7	4 2	25	12.5	16	- - -	1 3 -	20 - -	- - -	2	48	- 1 8	- 1 -
TRINDER Clinton	2002/03	3	22	20 1	197	10.4	46	- - 1	6 8 5	117 - -	1 -	5	39	1 16 71	11 6 1
TRUSCOTT Chad	2010/11	6	31	16 4	141	11.8	36*	- - 1	6 6 3	72 - -	- 1	3	35	1 11 53	8 3 1
TULL Darren	1989/90	1	1	1 -	18	18.0	18	- - -	1 - -	18 - -	- - -	9	50	- 2 6	- - -
TUMES John	2001/02	1	3	4 -	77	19.3	67	- 1 -	- 2 1	77 - -	1 -	11	45	2 4 15	1 3 -
TYNSKI Simon	2015/16	2	17	11 2	171	19.0	55	- 1 -	5 3 2	89 - -	- 3	6	42	2 22 48	3 5 -
UPPAL Mohan	1981/82	4	16	10 3	58	8.3	16	- - -	2 8 -	25 - -	- - -	2	27	- 4 29	3 1 -
VANSTONE Lee	2005/06	1	4	2 -	0	0.0	0	- - -	- 2 -	- - -	- - -	0	-	- - -	- 1 1
VINCENT Wayne	1998/99	3	13	13 3	163	16.3	32	- - 1	8 3 1	149 - -	- - -	8	51	5 14 32	4 2 2
WAGNER Martin	1994/95	1	9	8 3	28	5.6	9	- - -	7 1 -	28 - -	- - -	1	25	- 1 10	1 2 2
WALL Darren	1994/95	3	4	4 -	112	28.0	53	- 1 1	1 1 -	60 - -	- - -	16	70	2 17 14	1 1 2
WATSON Chris	1993/94	5	28	31 6	427	17.1	42	- - 4	14 7 6	177 - -	- 4	8	45	17 42 90	16 8 1
WATERS Jason	2000/01	1	8	10 3	256	36.6	78*	- 1 4	1 4 -	256 - 1	1 2	16	54	9 25 64	4 3 -
WEBLEY Troy	2006/07	4	29	22 5	282	16.6	95*	- 1 1	6 8 6	158 - -	2 2	5	45	5 30 73	9 7 -
WEEKLY D	1980/81	1	1	- -	0	-	-	- - -	- - -	- - -	- - -	0	-	- - -	- - -
WEEKS Steve	1995/96	2	13	14 1	197	15.2	45	- - 2	4 7 1	196 - -	1 -	8	39	5 18 60	10 2 1
WELCH Gary	1994/95	1	3	3 1	1	0.5	1	- - -	- 2 1	1 - -	- - -	0	8	- - 1	1 1 -
WILKIN Anthony	1991/92	26	286	199 48	1660	11.0	53*	- 1 5	60 104 29	144 - -	- 8	3	43	14 137 539	95 34 9
WILKINS Graham	1997/98	4	21	20 9	23	2.1	5*	- - -	- 14 6	9 - -	- - -	1	21	- 1 12	2 7 1
WILLCOX Steve	1989/90	19	132	122 16	1861	17.6	70	- 7 14	43 49 9	248 - 3	1 9	8	62	111 176 260	50 48 1
WILLIAMS Jarrod	2008/09	6	22	22 2	154	7.7	34	- - 1	5 12 4	63 - -	- - -	4	44	4 13 39	12 5 3
WILLIAMS John	1984/85	16	153	146 24	3360	27.5	108*	2 15 24	60 37 8	381 5 4	7 44	11	45	69 245 918	74 27 6
WILLIAMS Mark	1988/89	16	163	166 14	3946	26.0	91	- 30 22	54 41 19	421 5 7	6 37	13	50	80 422 937	80 44 15
WILLIAMS Peter	1983/84	1	1	1 -	5	5.0	5	- - -	1 - -	5 - -	- - -	2	56	- 1 1	1 - -
WILLIAMS Rowan	2008/09	9	92	73 23	554	11.1	50*	- 1 2	15 42 13	104 - -	1 1	4	50	12 63 95	31 10 4
WILLIAMS Scott	1983/84	24	188	131 50	673	8.3	45	- - 1	24 77 29	63 - -	- 2	2	35	9 52 212	32 33 3
WILLIS Doug	1989/90	3	15	17 1	158	9.9	36	- - 3	2 8 4	63 - -	- 5	5	26	- 14 52	8 5 2
WILLOUGHBY Dave	1995/96	1	3	3 1	14	7.0	14	- - -	1 1 1	14 - -	- - -	2	42	- 2 2	- 1 1
WILLOUGHBY Kate	1994/95	1	5	4 -	5	1.3	2	- - -	3 1 -	5 - -	- - -	0	14	- - 5	1 - -
WILLSHIRE Steve	1984/85	1	1	1 -	0	0.0	0	- - -	- 1 -	- - -	- - -	0	-	- - -	1 - -
WILSON Bernie	1992/93	1	4	4 1	112	37.3	69*	- 1 -	2 1 -	112 - -	- 2	14	50	2 7 42	2 1 -
WILSON Gary	2015/16	2	27	25 8	1008	59.3	105*	1 9 5	5 4 1	507 2 -	2 7	23	62	68 91 138	12 5 -
WILSON Jarrod	2001/02	7	35	30 9	190	9.0	22*	- - -	7 17 6	46 - -	- 2	3	51	5 19 34	11 8 1
WINTON Ben	2010/11	1	1	2 -	15	7.5	15	- - -	1 - 1	15 - -	- - -	7	30	- 2 -	- 1 -
WISMAN Troy	1997/98	8	38	40 4	461	12.8	46	- - 4	13 16 7	165 - -	- 5	7	45	6 44 107	17 15 2
WOOD Craig	2007/08	3	14	14 2	210	17.5	60	- 2 1	2 7 2	144 - -	- 2	9	45	5 25 44	7 3 2
WOOD Shane	1993/94	5	38	38 6	448	14.0	67	- 2 1	10 20 5	157 - -	1 4	6	38	2 42 135	20 7 2
WOODFIELD Andrew	1995/96	3	19	12 -	49	4.1	22	- - -	1 8 3	44 - -	- - -	2	41	- 2 27	8 3 -
WOODS Daniel	2015/16	1	8	10 2	181	22.6	78*	- 1 -	5 3 1	181 - -	- 1	11	43	- 25 35	8 - -
YEO Brent	1999/00	1	3	2 -	8	4.0	8	- - -	1 1 8	8 - -	- - -	2	40	- 1 -	- 2 -
YOUNG Peter	1989/90	8	64	59 12	902	19.2	123*	2 1 6	17 20 13	249 - 3	2 10	7	45	23 96 188	21 19 3

NOTE: '% Tm' is percentage of total team runs scored by batsman, '%@ Cr' is percentage of runs scored by batsman while at crease

## SOME OF DONALD TRUMP'S DUMBEST TWEETS



"If I were to run, I'd run as a Republican. They're the dumbest group of voters in the country. They believe anything on Fox News. I could lie and they'd still eat it up. I bet my numbers would be terrific."

Donald Trump

People Magazine, 1998

Donald J. Trump  
@realDonaldTrump

Sorry losers and haters, but my I.Q. is one of the highest -and you all know it! Please don't feel so stupid or insecure, it's not your fault

RETWEETS 86,278 LIKES 86,375

6:37 PM - 8 May 2013

🔄 8.2K 🗨️ 88K 🍷 88K

Donald J. Trump  
@realDonaldTrump

If the press would cover me accurately & honorably, I would have far less reason to "tweet." Sadly, I don't know if that will ever happen!

8:00 AM - 5 Dec 2016

Danielle Muscato  
@DanielleMuscato · 5 Dec 2016

Replying to @realDonaldTrump

"Accurately" and "honorably"? @realDonaldTrump, the press QUOTES you. If you have an issue with this, maybe the problem is not on their end.

Donald J. Trump  
@realDonaldTrump

Just tried watching Saturday Night Live - unwatchable! Totally biased, not funny and the Baldwin impersonation just can't get any worse. Sad

9:13 PM - 3 Dec 2016

Vanessa Gonzales  
@vgonzalesauthor · 10 Dec 2016

Replying to @realDonaldTrump

Nothing will EVER be worse than your impersonation of a U.S. president! #SunnyDSwampMonster #NeverOurPresident

## BOWLING &amp; FIELDING STATISTICS FOR WARRADALE CRICKET CLUB IN CAREER

	Player Name	Bowl Inn	Overs	Mdn	Runs	Wkt	Ave	Innings Best	Fig 5w 3w	SeasonAg Hl 25 15	How Out Ct Bo Lb St	Wk/ Inn	Ball/ Wkt	Run/ Over	% Tm	Fld Ct	W'Keeping Ct St Bye Gam									
	THILTHORPE Ben	-	-	-	-	-	-	-	-	-	-	0.0	0.0	0.0	0	1	- - - -									
	THOMPSON Brett	5	30	2	145	2	72.5	1/27	-	2	-	1	1	-	0.4	90.0	4.8	4	1	- - - -						
	THOMPSON Phil	1	1	-	3	1	3.0	1/3	-	1	-	1	1	-	1.0	6.0	3.0	1	2	- - - -						
	THOMSON Peter	16	88.2	7	425	9	47.2	3/65	-	1	6	-	7	2	-	0.6	58.9	4.8	2	22	- - - -					
	THORNBORROW Wayne	5	55	11	160	7	22.9	4/51	-	2	7	-	5	2	-	1.4	47.1	2.9	12	3	- - - -					
	TONKIN Andrew	129	1094.3	189	3981	162	24.6	5/28	3	17	23	-	4	93	55	14	-	1.3	40.5	3.6	13	37	3	2	35	12
	TONKIN Braedon	85	540.1	71	2231	81	27.5	4/28	-	12	21	-	2	43	31	7	-	1.0	40.0	4.1	10	44	-	-	-	-
	TRAPPEL Ben	2	9	-	50	-	-	-	-	-	-	-	-	-	0.0	0.0	5.6	0	2	-	-	-	-	-	-	-
	TRAPPETT Doug	7	82	11	322	16	20.1	7/49	1	2	16	-	1	11	5	-	-	2.3	30.8	3.9	22	5	-	-	-	-
	TRINDER Clinton	12	74.3	4	355	17	20.9	5/78	1	4	14	-	-	11	5	1	-	1.4	26.3	4.8	8	11	-	-	-	-
	TRUSCOTT Chad	31	294.5	57	944	56	16.9	5/46	2	5	25	1	1	36	17	3	-	1.8	31.6	3.2	20	5	-	-	-	-
	TULL Darren	-	-	-	-	-	-	-	-	-	-	-	-	-	0.0	0.0	0.0	0	-	-	-	-	-	-	-	-
	TUMES John	4	30	7	109	5	21.8	2/24	-	-	5	-	-	3	1	1	-	1.3	36.0	3.6	15	1	-	-	-	-
	TYNSKI Simon	2	8	-	39	-	-	-	-	-	-	-	-	-	0.0	0.0	4.9	0	4	-	-	-	-	-	-	-
	UPPAL Mohan	1	1	-	5	1	5.0	1/5	-	-	1	-	-	1	-	-	-	1.0	6.0	5.0	1	1	-	-	-	-
	VANSTONE Lee	-	-	-	-	-	-	-	-	-	-	-	-	-	0.0	0.0	0.0	0	-	-	-	-	-	-	-	-
	VINCENT Wayne	10	74.5	16	242	8	30.3	4/34	-	1	7	-	-	5	2	1	-	0.8	56.1	3.2	7	8	-	-	5	2
	WAGNER Martin	9	57.2	4	317	9	35.2	3/71	-	2	9	-	-	8	1	-	-	1.0	38.2	5.5	10	5	-	-	-	-
	WALL Darren	4	38	6	119	4	29.8	1/13	-	2	-	-	-	4	-	-	-	1.0	57.0	3.1	13	2	-	-	-	-
	WATSON Chris	1	1	1	-	-	-	-	-	-	-	-	-	-	0.0	0.0	0.0	0	11	-	-	-	-	-	-	-
	WATTERS Jason	2	4	1	16	-	-	-	-	-	-	-	-	-	0.0	0.0	4.0	0	5	-	-	-	-	-	-	-
	WEBLEY Troy	18	152	13	660	24	27.5	7/91	1	1	9	-	-	15	5	4	-	1.3	38.0	4.3	10	12	-	-	-	-
	WEEKLY D	-	-	-	-	-	-	-	-	-	-	-	-	-	0.0	0.0	0.0	0	-	-	-	-	-	-	-	-
	WEEKS Steve	1	1	-	5	-	-	-	-	-	-	-	-	-	0.0	0.0	5.0	0	7	2	2	2	2	2	1	
	WELCH Gary	-	-	-	-	-	-	-	-	-	-	-	-	-	0.0	0.0	0.0	0	-	-	-	-	-	12	2	
	WILKIN Anthony	289	3563.4	926	9369	578	16.2	7/56	25	80	47	9	12	338	187	52	1	2.0	37.0	2.6	24	80	-	-	6	1
	WILKINS Graham	-	-	-	-	-	-	-	-	-	-	-	-	-	0.0	0.0	0.0	0	6	-	-	-	-	-	-	-
	WILLCOX Steve	141	1379	252	4370	176	24.8	5/30	3	20	25	2	2	110	52	13	-	1.2	47.0	3.2	15	54	-	-	2	1
	WILLIAMS Jarrod	12	54.3	3	281	9	31.2	3/27	-	1	6	-	-	7	2	-	-	0.8	36.3	5.2	5	9	-	-	-	1
	WILLIAMS John	159	2075.1	501	5107	326	15.7	6/34	10	45	33	6	5	127	158	39	-	2.1	38.2	2.5	22	68	-	-	-	-
	WILLIAMS Mark	9	30	2	132	5	26.4	2/14	-	2	-	-	-	4	1	-	-	0.6	36.0	4.4	0	53	-	-	-	-
	WILLIAMS Peter	-	-	-	-	-	-	-	-	-	-	-	-	-	0.0	0.0	0.0	0	-	-	-	-	-	-	-	-
	WILLIAMS Rowan	93	866.2	227	2605	131	19.9	5/34	5	16	25	1	3	89	24	15	3	1.4	39.7	3.0	18	34	-	-	-	-
	WILLIAMS Scott	193	2126	464	6087	325	18.7	6/15	9	39	27	4	7	162	131	32	-	1.7	39.2	2.9	19	67	-	-	-	-
	WILLIS Doug	4	13.2	-	55	3	18.3	1/3	-	3	-	-	-	1	1	-	1	0.8	26.7	4.1	2	3	-	-	-	-
	WILLOUGHBY Dave	-	-	-	-	-	-	-	-	-	-	-	-	-	0.0	0.0	0.0	0	1	-	-	-	-	-	-	-
	WILLOUGHBY Kate	-	-	-	-	-	-	-	-	-	-	-	-	-	0.0	0.0	0.0	0	-	-	-	-	-	-	-	-
	WILLSHIRE Steve	-	-	-	-	-	-	-	-	-	-	-	-	-	0.0	0.0	0.0	0	-	-	-	-	-	-	-	-
	WILSON Bernie	-	-	-	-	-	-	-	-	-	-	-	-	-	0.0	0.0	0.0	0	1	-	-	-	-	-	-	-
	WILSON Gary	3	11	-	96	2	48.0	1/17	-	2	-	-	-	1	1	-	-	0.7	33.0	8.7	1	11	-	-	4	1
	WILSON Jarrod	37	299.2	45	1133	28	40.5	3/16	-	1	15	-	1	17	10	1	-	0.8	64.1	3.8	10	11	-	-	-	-
	WINTON Ben	-	-	-	-	-	-	-	-	-	-	-	-	-	0.0	0.0	0.0	0	-	-	-	-	-	-	-	-
	WISMAN Troy	12	36.2	9	138	8	17.3	2/2	-	4	-	-	-	6	2	-	-	0.7	27.3	3.8	2	19	-	-	-	-
	WOOD Craig	14	135.3	17	525	33	15.9	6/39	2	4	30	1	-	26	1	3	3	2.4	24.6	3.9	24	10	-	-	-	-
	WOOD Shane	30	261.5	56	915	39	23.5	3/1	-	4	19	-	1	30	9	-	-	1.3	40.3	3.5	12	13	-	-	-	-
	WOODFIELD Andrew	10	56.2	6	250	12	20.8	2/15	-	11	-	-	-	8	4	-	-	1.2	28.2	4.4	8	3	-	-	6	1
	WOODS Daniel	4	16	-	77	-	-	-	-	-	-	-	-	-	0.0	0.0	4.8	0	2	-	-	-	-	-	-	-
	YEO Brent	1	1	-	1	1	1.0	1/1	-	1	-	-	-	1	-	-	-	1.0	6.0	1.0	3	2	-	-	-	-
	YOUNG Peter	56	291.3	48	922	67	13.8	4/4	-	6	22	-	1	36	28	2	1	1.2	26.1	3.2	11	34	2	-	23	6

NOTE: '% Tm' is percentage of total team wickets taken by bowler

Donald J. Trump  
@realDonaldTrump

Follow

The United Nations has such great potential but right now it is just a club for people to get together, talk and have a good time. So sad!

1:41 PM - 26 Dec 2016

Donald J. Trump  
@realDonaldTrump

Follow

Crooked Hillary's brainpower is highly overrated. Probably why her decision making is so bad or, as stated by Bernie S, she has BAD JUDGEMENT

6:30 AM - 29 Aug 2016

Donald J. Trump  
@realDonaldTrump

Follow

The concept of global warming was created by and for the Chinese in order to make U.S. manufacturing non-competitive.

11:15 AM - 6 Nov 2012

Donald J. Trump  
@realDonaldTrump

Follow

Meryl Streep, one of the most over-rated actresses in Hollywood, doesn't know me but attacked last night at the Golden Globes. She is a....

3:27 AM - 9 Jan 2017

Donald J. Trump  
@realDonaldTrump

Follow

Any and all weather events are used by the GLOBAL WARMING HOAXSTERS to justify higher taxes to save our planet! They don't believe it \$\$\$\$!

1:40 PM - 26 Jan 2014

Donald J. Trump  
@realDonaldTrump

Follow

Isn't it crazy that people of little or no talent or success can be so critical of those whose accomplishments are great with no retribution

5:19 AM - 18 Jul 2013

## MOST GAMES PLAYED IN CAREER

Rank	Player Name	Debut	Yrs	Gam	Grades				Won-Lost	%Won	Captaincy	
					A	B	C	D			Games	%Won
1	HUGHES Peter	1985/86	32	370	87	235	36	12	192-162	54	-	-
2	PARHAM Trevor	1979/80	36	338	165	96	68	9	200-124	61	64	66
3	SMITH John	1980/81	36	322	3	134	155	30	173-138	55	37	70
4	BELL Geoff	1980/81	33	312	71	97	42	102	175-128	58	2	50
5	WILKIN Anthony	1991/92	26	286	92	113	49	32	155-116	57	25	60
6	GIBBIE Dom	1991/92	26	280	1	107	120	52	132-136	49	39	54
7	CONLEY Andrew	1988/89	29	273	168	20	68	17	146-113	56	104	62
8	CRAIGIE Grant	1985/86	26	270	28	156	61	25	140-119	54	55	55
9	EDWARDS Rob	1982/83	28	259	59	133	66	1	143-111	56	41	51
10	MARSHALL Ashley	1996/97	21	240	51	97	53	39	111-113	50	26	25
11	HODGE Andrew	1979/80	26	233	82	50	54	47	133- 94	58	69	57
12	PALMER Dave	1995/96	21	214	46	132	18	18	115- 89	56	57	45
13	SCHULTZ Kristian	1997/98	20	210	202	7	1		95-103	48	36	40
14	DEY Richard	1993/94	22	209	79	106	15	9	113- 81	58	37	68
15	DAVIDSON Phil	1993/94	23	198	139	50	3	6	97- 92	51	32	41
16	CONROY Jason	1989/90	23	192	18	35	107	32	98- 89	52	67	41
17	WILLIAMS Scott	1983/84	24	188	112	56	15	5	107- 74	59	-	-
18	TEMBY Paul	2000/01	17	187	120	50	8	9	95- 81	54	3	67
19	BURNETT Bill	1980/81	20	177	172	2	3		127- 42	74	101	76
20	HUXTABLE Andrew	1990/91	20	175	76	34	63	2	100- 68	59	10	10
21	BROWN David F	1994/95	20	168		9	102	57	81- 80	50	34	54
22	BROWN Andrew	1993/94	16	164			57	107	81- 76	52	-	-
23	TONKIN Andrew	2002/03	15	164	38	57	40	29	64- 90	42	43	31
24	WILLIAMS Mark	1988/89	16	163	107	54	2		96- 62	60	-	-
25	HUCKSTEPP Craig	1989/90	19	158	20	63	53	22	91- 64	59	-	-
26	ROWE Brenton	1996/97	17	156	5	93	50	8	52- 99	35	-	-
27	FORSTER Tony	1984/85	14	153	149	4			103- 44	69	15	53
28	WILLIAMS John	1984/85	16	153	147	6			101- 45	68	31	56
29	BROWNE Noel	1990/91	19	151	75	21	42	13	85- 58	59	-	-
30	GIBBIE Mick	1991/92	13	141	74	59		8	99- 37	72	38	62
31	BURNETT Tom	1979/80	14	134	96	30	6	2	88- 44	66	-	-
32	FULLER Paul	1991/92	18	134	10	113	4	7	73- 58	56	2	50
33	WILLCOX Steve	1989/90	19	132	1	29	63	39	65- 64	50	-	-
34	MONAHAN Phil	2005/06	12	127	3	68	34	22	45- 71	40	36	46
35	DEY Cameron	1991/92	16	126		9	57	60	68- 55	55	-	-
36	CONROY Brian	1981/82	13	122	13	75	8	26	83- 35	70	80	73
37	GREEN Anthony	1997/98	14	118	2	18	62	36	54- 56	49	2	75
38	NOBLE Bob	1980/81	11	117	32	85			71- 42	62	-	-
39	HEDGER John	1989/90	15	114	89	13	2	10	71- 39	64	-	-
40	COOMBE Peter A	1982/83	14	110	90	11	3	6	72- 35	67	3	33
41	DENIET Josh	2003/04	12	110	76	8	25	1	54- 49	52	17	79
42	SIDON Brendon	2000/01	13	109	93	9	7		49- 53	48	-	-
43	CRAM Don	1983/84	12	107	5	54	17	31	64- 39	62	3	33
44	ALSOP Greg	1997/98	10	105	61	41	3		45- 57	44	45	38
45	TONKIN Braedon	2007/08	10	104	6	43	36	19	48- 46	51	-	-
46	HODGE David	1979/80	14	101	31	44	12	14	74- 24	75	1	100
47	DALY Mick	1980/81	11	101	16	62	23		65- 33	66	30	65
48	BRAMMY Simon	1994/95	13	95	47	32	9	7	46- 46	50	-	-
49	GIBBIE John	1991/92	9	93		3	3	87	54- 37	59	10	25
50	SCOTT Ron	1994/95	12	92	4	25	54	9	43- 44	49	-	-
51	WILLIAMS Rowan	2008/09	9	92	79	11	2		42- 45	48	-	-
52	HUMPHERY Peter	1991/92	10	88		1	46	41	52- 35	60	-	-
53	BROWN Mike	1985/86	11	85	1	31	46	7	55- 27	66	1	100
54	MARKS Greg	2009/10	8	85	13	45	24	3	35- 43	45	1	-
55	SWIFT Andrew	1999/00	14	82		18	29	35	29- 51	37	1	-
56	DENIET Scott	2000/01	8	80	60	13	2	5	33- 43	44	-	-
57	LUONG Bang	1995/96	10	80		8	24	48	32- 47	41	-	-
58	MAZURKE Danny	1980/81	12	78	7	36	35		48- 26	64	21	74
59	McNAMARA Trinity	1993/94	10	77	25	14	32	6	49- 25	66	-	-
60	HOLST Bill	1982/83	10	77	16	44	13	4	39- 35	53	-	-
61	RUSBY Shane	1990/91	8	70	55	14		1	50- 18	73	-	-
62	HALL Michael	1987/88	9	69	1	36	22	10	38- 28	57	-	-
63	LIPSETT Wes	2009/10	7	69	68		1		36- 28	56	4	25
64	PATMORE Dave	1979/80	9	64	8	33	1	22	43- 20	68	23	76
65	YOUNG Peter	1989/90	8	64		19	18	27	33- 30	52	21	48
66	DEANE Andrew	1983/84	6	63	42	21			44- 16	72	-	-
67	STEER Peter	1982/83	8	62	28	27	6	1	33- 28	54	-	-
68	HARRISON Graham	1988/89	7	61	49	11		1	37- 23	61	2	-
69	BURTENSHAW Dave	1997/98	7	60	60				27- 31	47	31	50
70	FROST Justin	2005/06	6	59	45	12	2		26- 30	47	-	-
71	MYSTUIK Simon	2000/01	9	58	12	9	31	6	26- 30	47	-	-
72	SINCLAIR Bob	1979/80	8	57	37	8		12	44- 11	79	-	-
73	PEARCE Darren	1989/90	5	57	3	41	13		31- 24	56	2	25
74	SCOTT Anthony	1997/98	10	57			11	46	28- 27	51	-	-
75	PAPAGALLO Frank	1980/81	7	56	50	6			36- 17	67	-	-
76	LYNE Mick	1999/00	7	56	12	27	4	13	26- 30	46	-	-



## MOST RUNS MADE IN CAREER

Rank	Player Name	Debut	Yrs	Gam	Inn	NO	Runs	Ave	Innings	Scores	100	SeasonAgg	Pshps						
									Hi	100	50	30	0	Min	Hi	300	200	100	50
1	CONLEY Andrew	1988/89	29	273	278	37	7639	31.7	163*	9	38	45	25	70	650	10	8	20	80
2	PARHAM Trevor	1979/80	36	338	330	26	7629	25.1	179*	9	35	47	29	55	398	6	14	18	72
3	HUGHES Peter	1985/86	32	370	369	27	7341	21.5	125	5	30	62	39	41	389	4	16	18	70
4	EDWARDS Rob	1982/83	28	259	267	24	6563	27.0	188	7	29	59	17	54	678	11	5	16	74
5	HODGE Andrew	1979/80	26	233	242	38	6228	30.5	125*	6	33	37	22	42	757	6	8	15	65
6	CRAIGIE Grant	1985/86	26	270	255	30	5491	24.4	109*	3	28	35	21	19	591	4	9	10	54
7	BURNETT Bill	1980/81	20	177	169	27	5068	35.7	153	8	25	33	6	43	519	8	5	16	59
8	BELL Geoff	1980/81	33	312	272	66	4908	23.8	107	3	26	33	28	38	503	6	5	12	51
9	GIBBIE Dom	1991/92	26	280	269	35	4757	20.3	140	2	15	37	20	46	413	2	6	10	50
10	SCHULTZ Kristian	1997/98	20	210	220	15	4233	20.6	100*	1	20	35	20	29	355	1	11	7	44
11	GIBBIE Mick	1991/92	13	141	147	9	4169	30.2	119	3	19	36	14	50	608	8	4	13	45
12	SMITH John	1980/81	36	322	291	90	4106	20.4	100*	1	17	26	25	42	406	2	6	7	52
13	DAVIDSON Phil	1993/94	23	198	208	15	4048	21.0	93	-	21	29	22	19	450	4	5	6	41
14	CONROY Brian	1981/82	13	122	130	4	4033	32.0	156*	6	26	20	13	3	628	8	2	10	29
15	WILLIAMS Mark	1988/89	16	163	166	14	3946	26.0	91	-	30	22	19	29	421	5	7	6	37
16	TEMBY Paul	2000/01	17	187	177	14	3704	22.7	138	3	21	21	21	4	540	3	6	4	29
17	PALMER Dave	1995/96	21	214	213	20	3697	19.2	140	2	18	19	30	29	367	3	6	3	42
18	WILLIAMS John	1984/85	16	153	146	24	3360	27.5	108*	2	15	24	8	32	381	5	4	7	44
19	DEY Richard	1993/94	22	209	202	31	3297	19.3	81	-	14	22	30	16	279	-	7	5	29
20	BURNETT Tom	1979/80	14	134	134	20	3147	27.6	100*	1	14	24	5	39	474	4	4	8	42
21	FORSTER Tony	1984/85	14	153	138	27	2831	25.5	114	2	13	20	10	14	522	3	1	5	25
22	ALSOP Greg	1997/98	10	105	117	9	2807	26.0	118	4	11	18	11	12	667	2	5	8	26
23	MARSHALL Ashley	1996/97	21	240	217	35	2741	15.1	93	-	8	15	32	12	278	-	5	5	24
24	MONAHAN Phil	2005/06	12	127	128	3	2618	20.9	76	-	15	16	14	14	400	2	7	3	18
25	HUXTABLE Andrew	1990/91	20	175	166	15	2537	16.8	92	-	9	17	19	14	251	-	4	4	27
26	NOBLE Bob	1980/81	11	117	122	17	2478	23.6	92	-	13	17	7	10	493	3	2	8	22
27	DALY Mick	1980/81	11	101	108	7	2411	23.9	133*	4	11	13	12	9	476	3	2	2	28
28	HEDGER John	1989/90	15	114	114	7	2359	22.0	107*	2	11	17	11	12	512	1	5	1	28
29	GIBBIE John	1991/92	9	93	92	13	2301	29.1	164*	4	10	15	7	10	400	4	2	7	23
30	TONKIN Andrew	2002/03	15	164	144	16	2278	17.8	121*	2	8	10	15	4	259	-	3	2	17
31	LIPSETT Wes	2009/10	7	69	65	2	2213	35.1	104*	2	16	13	2	21	433	6	-	11	15
32	CONROY Jason	1989/90	23	192	179	12	2112	12.6	74	-	5	14	26	4	307	1	-	2	16
33	FULLER Paul	1991/92	18	134	133	13	1971	16.4	72	-	6	13	10	20	286	-	3	2	22
34	ROWE Brenton	1996/97	17	156	167	19	1954	13.2	60	-	5	13	15	13	218	-	1	3	17
35	WILLCOX Steve	1989/90	19	132	122	16	1861	17.6	70	-	7	14	9	-	248	-	3	1	9
36	O'CONNELL Lachlan	1999/00	11	47	49	1	1831	38.1	146	3	12	9	5	6	431	4	-	2	20
37	BROWN David F	1994/95	20	168	151	22	1829	14.2	89	-	4	14	20	9	216	-	2	1	20
38	McNAMARA Trinity	1993/94	10	77	77	8	1824	26.4	113	2	10	10	6	3	385	2	2	6	15
39	CRAM Don	1983/84	12	107	110	12	1733	17.7	71	-	3	14	8	-	301	1	3	-	18
40	WILKIN Anthony	1991/92	26	286	199	48	1660	11.0	53*	-	1	5	29	2	144	-	-	-	8
41	PANSINI Angelo	2013/14	4	52	46	7	1656	42.5	212*	5	5	6	2	3	541	3	-	2	10
42	HARRISON Graham	1988/89	7	61	59	6	1635	30.8	207	2	7	10	4	5	315	1	4	2	18
43	COOMBE Peter A	1982/83	14	110	84	37	1605	34.1	80	-	7	16	4	5	306	1	2	2	19
44	HOLST Bill	1982/83	10	77	76	3	1433	19.6	144	2	7	6	12	4	286	-	2	1	15
45	SWIFT Andrew	1999/00	14	82	87	2	1417	16.7	109	1	6	9	15	8	327	1	2	1	19
46	DEANE Andrew	1983/84	6	63	62	5	1407	24.7	106	2	7	4	3	8	360	2	1	2	18
47	HALL Michael	1987/88	9	69	76	10	1401	21.2	140	1	4	12	5	9	337	1	1	1	13
48	DEY Cameron	1991/92	16	126	122	22	1349	13.5	56*	-	1	11	16	8	197	-	-	-	14
49	BROWNE Noel	1990/91	19	151	108	31	1333	17.3	98*	-	2	9	12	2	213	-	1	1	13
50	FERGUSON Haimish	2013/14	4	51	49	4	1290	28.7	140*	1	7	9	3	5	464	3	-	4	11
51	HODGE David	1979/80	14	101	84	21	1286	20.4	76	-	8	6	7	10	394	1	-	3	20
52	DENIET Josh	2003/04	12	110	90	22	1270	18.7	67*	-	2	13	14	1	237	-	2	-	10
53	GREEN Anthony	1997/98	14	118	96	19	1180	15.3	69*	-	4	4	14	3	216	-	1	1	12
54	RUSSELL Nic	2008/09	8	52	46	7	1171	30.0	136*	1	4	12	4	7	290	-	3	1	17
55	EMERY Peter	1990/91	6	38	38	2	1143	31.8	155	2	3	10	2	1	544	1	1	5	5
56	MANOS George	1980/81	6	54	61	12	1132	23.1	61*	-	5	12	9	3	339	1	1	2	12
57	LUONG Bang	1995/96	10	80	88	15	1112	15.2	87	-	4	3	13	6	255	-	2	2	11
58	BROWN Mike	1985/86	11	85	75	16	1043	17.7	85	-	3	8	6	2	257	-	3	1	8
59	BALYM Anton	2014/15	3	39	35	6	1023	35.3	104*	1	4	11	1	10	584	1	1	3	12
60	WILSON Gary	2015/16	2	27	25	8	1008	59.3	105*	1	9	5	1	3	507	2	-	2	7
61	MITCHELL Rick	1990/91	4	32	33	1	999	31.2	146	2	5	5	3	2	365	3	-	2	10
62	STEER Peter	1982/83	8	62	55	11	989	22.5	58	-	3	12	6	6	376	1	-	1	17
63	BROWN Andrew	1993/94	16	164	138	18	964	8.0	45	-	-	3	27	-	97	-	-	-	5
64	BODEN Nick	2013/14	4	44	43	2	951	23.2	87	-	7	6	3	6	430	1	1	1	8
65	MYSTUIK Simon	2000/01	9	58	52	3	928	18.9	66	-	3	8	9	5	259	-	2	2	10
66	SHAW Phil	1990/91	4	36	32	5	917	34.0	100*	1	5	7	3	4	346	1	2	2	10
67	MAZURKE Danny	1980/81	12	78	70	15	917	16.7	78	-	3	3	6	-	338	1	-	1	3
68	YOUNG Peter	1989/90	8	64	59	12	902	19.2	123*	2	1	6	13	3	249	-	3	2	10
69	FRANKCOM John	1988/89	4	45	46	8	894	23.5	101*	1	3	7	5	5	287	-	2	1	10
70	McDONALD Andrew	1991/92	8	49	50	10	893	22.3	72*	-	3	12	5	5	184	-	-	1	12
71	COREY Mark	2001/02	3	30	31	3													

**BEST BATTING AVERAGE (MIN.500 RUNS) IN CAREER**

Rank	Player Name	Debut	Yrs	Gam	Inn	NO	Runs	Ave
1	WILSON Gary	2015/16	2	27	25	8	1008	59.3
2	SCHMIAUKE Marc	2015/16	2	19	16	2	634	45.3
3	BELSAK Andrew	2015/16	2	12	13	-	556	42.8
4	PANSINI Angelo	2013/14	4	52	46	7	1656	42.5
5	FERGUSON Jason	2013/14	2	18	16	1	579	38.6
6	O'CONNELL Lachlan	1999/00	11	47	49	1	1831	38.1
7	MELLORS Greg	1999/00	5	29	30	6	881	36.7
8	BURNETT Bill	1980/81	20	177	169	27	5068	35.7
9	BALYM Anton	2014/15	3	39	35	6	1023	35.3
10	LIPSETT Wes	2009/10	7	69	65	2	2213	35.1
11	COOMBE Peter A	1982/83	14	110	84	37	1605	34.1
12	SHAW Phil	1990/91	4	36	32	5	917	34.0
13	HARRIS Glenn	2015/16	2	28	23	2	708	33.7
14	CONROY Brian	1981/82	13	122	130	4	4033	32.0
15	EMERY Peter	1990/91	6	38	38	2	1143	31.8
16	CONLEY Andrew	1988/89	29	273	278	37	7639	31.7
17	COREY Mark	2001/02	3	30	31	3	883	31.5
18	MITCHELL Rick	1990/91	4	32	33	1	999	31.2
19	HARRISON Graham	1988/89	7	61	59	6	1635	30.8
20	HODGE Andrew	1979/80	26	233	242	38	6228	30.5

**MOST TIMES TOP SCORE IN MATCH IN CAREER**

Rank	Player Name	Debut	Yrs	Gam	Times Top Score	% of Games	Seasons with		
							4ts+	3ts	2ts
1	CONLEY Andrew	1988/89	29	273	56	20.5	4	4	9
2	HODGE Andrew	1979/80	26	233	54	23.2	3	5	5
3	HUGHES Peter	1985/86	32	370	53	14.3	1	4	13
4	PARHAM Trevor	1979/80	36	338	51	15.1	3	2	11
5	EDWARDS Rob	1982/83	28	259	44	17.0	4	3	5
6	CRAIGIE Grant	1985/86	26	270	37	13.7	2	2	6
7	BURNETT Bill	1980/81	20	177	36	20.3	2	6	4
8	GIBBIE Mick	1991/92	13	141	33	23.4	1	5	6
9	DAVIDSON Phil	1993/94	23	198	28	14.1	1	2	6
10	GIBBIE Dom	1991/92	26	280	28	10.0	-	2	6
11	BELL Geoff	1980/81	33	312	28	9.0	-	5	2
12	LIPSETT Wes	2009/10	7	69	26	37.7	4	2	-
13	WILLIAMS Mark	1988/89	16	163	26	16.0	-	4	3
14	TEMBY Paul	2000/01	17	187	26	13.9	1	3	4
15	CONROY Brian	1981/82	13	122	24	19.7	1	3	3
16	BURNETT Tom	1979/80	14	134	23	17.2	1	4	2
17	WILLIAMS John	1984/85	16	153	22	14.4	-	5	2
18	SCHULTZ Kristian	1997/98	20	210	22	10.5	1	-	6
19	PALMER Dave	1995/96	21	214	22	10.3	1	2	2
20	SMITH John	1980/81	36	322	22	6.8	1	3	3
21	ALSOP Greg	1997/98	10	105	21	20.0	1	3	1
22	MONAHAN Phil	2005/06	12	127	19	15.0	2	1	1
23	HEDGER John	1989/90	15	114	18	15.8	1	3	1
24	FORSTER Tony	1984/85	14	153	18	11.8	2	-	2
25	MARSHALL Ashley	1996/97	21	240	18	7.5	1	-	5
26	O'CONNELL Lachlan	1999/00	11	47	17	36.2	2	-	3
27	PANSINI Angelo	2013/14	4	52	16	30.8	3	-	-
28	DEY Richard	1993/94	22	209	16	7.7	-	1	2
29	DALY Mick	1980/81	11	101	15	14.9	2	-	2
30	NOBLE Bob	1980/81	11	117	15	12.8	1	3	-
31	GIBBIE John	1991/92	9	93	14	15.1	-	2	3
32	FULLER Paul	1991/92	18	134	14	10.4	1	2	-
33	ROWE Brenton	1996/97	17	156	13	8.3	-	-	3
34	TONKIN Andrew	2002/03	15	164	13	7.9	-	-	2
35	HARRISON Graham	1988/89	7	61	12	19.7	1	-	3
36	HOLST Bill	1982/83	10	77	12	15.6	-	2	1
37	HUXTABLE Andrew	1990/91	20	175	12	6.9	-	1	1
38	WILSON Gary	2015/16	2	27	11	40.7	2	-	-
39	COOMBE Peter A	1982/83	14	110	11	10.0	-	2	1
40	WILKIN Anthony	1991/92	26	286	10	3.5	-	-	3
41	BODEN Nick	2013/14	4	44	9	20.5	1	-	2
42	RUSSELL Nic	2008/09	8	52	9	17.3	-	1	2
43	McNAMARA Trinity	1993/94	10	77	9	11.7	-	1	2
44	COREY Mark	2001/02	3	30	8	26.7	-	2	1
45	BALYM Anton	2014/15	3	39	8	20.5	-	2	1
46	DEANE Andrew	1983/84	6	63	8	12.7	1	-	-
47	YOUNG Peter	1989/90	8	64	8	12.5	-	-	2
48	HALL Michael	1987/88	9	69	8	11.6	-	-	2
49	SWIFT Andrew	1999/00	14	82	8	9.8	-	1	1
50	CONROY Jason	1989/90	23	192	8	4.2	-	-	1



**MOST INNINGS OF 100 MINUTES OR LONGER IN CAREER**

Rank	Player Name	Debut	Yrs	Gam	Longest Inn(min)	Inning Times in Min.			Total times	100+ Min % of Inn
						200+	150-199	100-149		
1	CONLEY Andrew	1988/89	29	273	305	7	23	40	70	25.2
2	PARHAM Trevor	1979/80	36	338	234	4	13	38	55	16.7
3	EDWARDS Rob	1982/83	28	259	249	7	5	42	54	20.2
4	GIBBIE Mick	1991/92	13	141	274	5	12	33	50	34.0
5	GIBBIE Dom	1991/92	26	280	227	1	8	37	46	17.1
6	BURNETT Bill	1980/81	20	177	285	6	16	21	43	25.4
7	HODGE Andrew	1979/80	26	233	188	-	7	35	42	17.4
8	SMITH John	1980/81	36	322	271	6	10	26	42	14.4
9	HUGHES Peter	1985/86	32	370	243	1	5	35	41	11.1
10	BURNETT Tom	1979/80	14	134	212	2	15	22	39	29.1
11	BELL Geoff	1980/81	33	312	245	3	12	23	38	14.0
12	WILLIAMS John	1984/85	16	153	204	1	3	28	32	21.9
13	WILLIAMS Mark	1988/89	16	163	195	-	6	23	29	17.5
14	PALMER Dave	1995/96	21	214	238	5	2	22	29	13.6
15	SCHULTZ Kristian	1997/98	20	210	186	-	7	22	29	13.2
16	LIPSETT Wes	2009/10	7	69	189	-	7	14	21	32.3
17	FULLER Paul	1991/92	18	134	226	2	4	14	20	15.0
18	DAVIDSON Phil	1993/94	23	198	189	-	4	15	19	9.1
19	CRAIGIE Grant	1985/86	26	270	180	-	4	15	19	7.5
20	DEY Richard	1993/94	22	209	170	-	1	15	16	7.9

**MOST MINUTES PER INNINGS (MIN.500 RUNS) IN CAREER**

Rank	Player Name	Debut	Yrs	Gam	All Inn	Timed Inn	Total Minutes	Minutes per Inning	Runs per Minute
1	KING Russell	1999/00	2	20	21	21	1741	82.90	0.338
2	GIBBIE Mick	1991/92	13	141	147	144	10932	75.92	0.380
3	LIPSETT Wes	2009/10	7	69	65	65	4844	74.52	0.457
4	COREY Mark	2001/02	3	30	31	31	2301	74.23	0.384
5	BURNETT Tom	1979/80	14	134	134	129	9417	73.00	0.329
6	BURNETT Bill	1980/81	20	177	169	158	11476	72.63	0.429
7	SCHMIAUKE Marc	2015/16	2	19	16	16	1151	71.94	0.551
8	CONLEY Andrew	1988/89	29	273	278	274	19190	70.04	0.396
9	BALYM Anton	2014/15	3	39	35	35	2310	66.00	0.443
10	GUTSCHE Anton	1992/93	2	23	23	21	1346	64.10	0.398
11	BARTON Matthew	2000/01	5	34	34	34	2137	62.85	0.341
12	EDWARDS Rob	1982/83	28	259	267	261	16185	62.01	0.403
13	WILLIAMS John	1984/85	16	153	146	139	8464	60.89	0.393
14	McCULLOUGH Mick	1991/92	4	36	37	37	2155	58.24	0.311
15	HARRISON Graham	1988/89	7	61	59	56	3171	56.63	0.506
16	FULLER Paul	1991/92	18	134	133	133	7446	55.98	0.265
17	PARHAM Trevor	1979/80	36	338	330	321	17940	55.89	0.419
18	STEER Peter	1982/83	8	62	55	47	2622	55.79	0.360
19	GIBBIE Dom	1991/92	26	280	269	265	14715	55.53	0.320
20	FERGUSON Jason	2013/14	2	18	16	16	884	55.25	0.655
21	WILLIAMS Mark	1988/89	16	163	166	164	8944	54.54	0.439
22	WILSON Gary	2015/16	2	27	25	25	1361	54.44	0.741
23	HODGE Andrew	1979/80	26	233	242	237	12716	53.65	0.485
24	BELSAK Andrew	2015/16	2	12	13	13	694	53.38	0.801
25	PERRYMAN Gavin	1992/93	6	37	37	37	1971	53.27	0.395
26	MELLORS Greg	1999/00	5	29	30	29	1517	52.31	0.577
27	O'CONNELL Lachlan	1999/00	11	47	49	49	2559	52.22	0.716
28	HALL Michael	1987/88	9	69	76	75	3891	51.88	0.357
29	SHAW Phil	1990/91	4	36	32	32	1632	51.00	0.562
30	FRANKCOM John	1988/89	4	45	46	42	2140	50.95	0.404
31	SCHULTZ Kristian	1997/98	20	210	220	220	11169	50.77	0.379
32	ALSOP Greg	1997/98	10	105	117	117	5936	50.74	0.473
33	SMITH John	1980/81	36	322	291	283	14205	50.19	0.287
34	DEANE Andrew	1983/84	6	63	62	58	2891	49.84	0.476
35	LOUGHEAD Paul	1991/92	10	54	58	55	2738	49.78	0.269
36	BELL Geoff	1980/81	33	312	272	253	12341	48.78	0.389
37	LIGHTFOOT Derek	2007/08	6	41	37	37	1761	47.59	0.348
38	PALMER Dave	1995/96	21	214	213	213	10050	47.18	0.368
39	BODEN Nick	2013/14	4	44	43	43	2024	47.07	0.470
40	McDONALD Andrew	1991/92	8	49	50	49	2296	46.86	0.385
41	BROOKER Christian	2013/14	4	38	31	31	1415	45.65	0.521
42	MONAGHAN Scott	2013/14	4	45	38	38	1733	45.61	0.492
43	DALY Mick	1980/81	11	101	108	97	4379	45.14	0.522
44	HEDGER John	1989/90	15	114	114	108	4875	45.14	0.474
45	COOMBE Peter A	1982/83	14	110	84	78	3510	45.00	0.448
46	FERGUSON Haimish	2013/14	4	51	49	49	2197	44.84	0.587
47	CRAIGIE Grant	1985/86	26	270	255	251	11203	44.63	0.487
48	RUSSELL Nic	2008/09	8	52	46	46	2053	44.63	0.570
49	HODGE David	1979/80	14	101	84	74	3268	44.16	0.367
50	SHIPP Andrew	1984/85	4	29	27	25	1103	44.12	0.551

## MOST SCORES OVER 30 IN CAREER

Rank	Player Name	Debut	Yrs	Gam	No. of Scores over 30				Percent times scored			
					100+	50-99	30-49	Tot 30+	50+	30-49	10-29	0-9
1	HUGHES Peter	1985/86	32	370	5	30	62	97	9	17	31	43
2	EDWARDS Rob	1982/83	28	259	7	29	59	95	13	22	28	36
3	CONLEY Andrew	1988/89	29	273	9	38	45	92	17	16	38	29
4	PARHAM Trevor	1979/80	36	338	9	35	47	91	13	14	37	35
5	HODGE Andrew	1979/80	26	233	6	33	37	76	16	15	33	35
6	BURNETT Bill	1980/81	20	177	8	25	33	66	20	20	31	30
7	CRAIGIE Grant	1985/86	26	270	3	28	35	66	12	14	34	40
8	BELL Geoff	1980/81	33	312	3	26	33	62	11	12	28	49
9	GIBBIE Mick	1991/92	13	141	3	19	36	58	15	24	31	30
10	SCHULTZ Kristian	1997/98	20	210	1	20	35	56	10	16	30	45
11	GIBBIE Dom	1991/92	26	280	2	15	37	54	6	14	37	43
12	CONROY Brian	1981/82	13	122	6	26	20	52	25	15	29	31
13	WILLIAMS Mark	1988/89	16	163	-	30	22	52	18	13	33	36
14	DAVIDSON Phil	1993/94	23	198	-	21	29	50	10	14	35	41
15	TEMBY Paul	2000/01	17	187	3	21	21	45	14	12	32	43
16	SMITH John	1980/81	36	322	1	17	26	44	6	9	27	57
17	WILLIAMS John	1984/85	16	153	2	15	24	41	12	16	41	31
18	BURNETT Tom	1979/80	14	134	1	14	24	39	11	18	34	37
19	PALMER Dave	1995/96	21	214	2	18	19	39	9	9	30	52
20	DEY Richard	1993/94	22	209	-	14	22	36	7	11	35	47

## MOST PARTNERSHIP RUNS IN CAREER

Rank	Player Name	Debut	Yrs	Gam	Total Pship Runs	Pship Runs per Inn	Best PShip	Pships of			Player Runs	% of P'ship
								100	50	30		
1	CONLEY Andrew	1988/89	29	273	16515	59.4	238	20	80	102	7639	46.3
2	PARHAM Trevor	1979/80	36	338	15469	46.9	204	18	72	102	7629	49.3
3	HUGHES Peter	1985/86	32	370	15371	41.7	260	18	70	103	7341	47.8
4	EDWARDS Rob	1982/83	28	259	13905	52.1	190	16	74	82	6563	47.2
5	HODGE Andrew	1979/80	26	233	12895	53.3	181	15	65	81	6228	48.3
6	GIBBIE Dom	1991/92	26	280	12088	44.9	163	10	50	81	4757	39.4
7	SMITH John	1980/81	36	322	11650	40.0	156	7	52	71	4106	35.2
8	BELL Geoff	1980/81	33	312	11483	42.2	181	12	51	59	4908	42.7
9	CRAIGIE Grant	1985/86	26	270	11239	44.1	238	10	54	74	5491	48.9
10	BURNETT Bill	1980/81	20	177	10751	63.6	162	16	59	61	5068	47.1
11	SCHULTZ Kristian	1997/98	20	210	9979	45.4	211	7	44	63	4233	42.4
12	PALMER Dave	1995/96	21	214	8605	40.4	158	3	42	53	3697	43.0
13	GIBBIE Mick	1991/92	13	141	8532	58.0	140	13	45	48	4169	48.9
14	DAVIDSON Phil	1993/94	23	198	8261	39.7	151	6	41	48	4048	49.0
15	BURNETT Tom	1979/80	14	134	7901	59.0	160	8	42	45	3147	39.8
16	WILLIAMS Mark	1988/89	16	163	7846	47.3	153	6	37	56	3946	50.3
17	WILLIAMS John	1984/85	16	153	7538	51.6	165	7	44	42	3360	44.6
18	DEY Richard	1993/94	22	209	7478	37.0	151	5	29	55	3297	44.1
19	MARSHALL Ashley	1996/97	21	240	6589	30.4	134	5	24	37	2741	41.6
20	HUXTABLE Andrew	1990/91	20	175	6386	38.5	153	4	27	45	2537	39.7
21	TEMBY Paul	2000/01	17	187	5953	33.6	134	4	29	37	3704	62.2
22	CONROY Brian	1981/82	13	122	5873	45.2	228	10	29	29	4033	68.7
23	ALSOP Greg	1997/98	10	105	5585	47.7	136	8	26	34	2807	50.3
24	FORSTER Tony	1984/85	14	153	5367	38.9	130	5	25	36	2831	52.7
25	NOBLE Bob	1980/81	11	117	5247	43.0	228	8	22	28	2478	47.2
26	ROWE Brenton	1996/97	17	156	5128	30.7	136	3	17	31	1954	38.1
27	FULLER Paul	1991/92	18	134	5052	38.0	130	2	22	30	1971	39.0
28	CONROY Jason	1989/90	23	192	4922	27.5	148	2	16	36	2112	42.9
29	MONAHAN Phil	2005/06	12	127	4877	38.1	184	3	18	33	2618	53.7
30	BROWN David F	1994/95	20	168	4808	31.8	204	1	20	26	1829	38.0
31	LIPSETT Wes	2009/10	7	69	4634	71.3	211	11	15	27	2213	47.8
32	GIBBIE John	1991/92	9	93	4508	49.0	141	7	23	26	2301	51.0
33	DALY Mick	1980/81	11	101	4484	41.5	116	2	28	22	2411	53.8
34	HEDGER John	1989/90	15	114	4482	39.3	130	1	28	27	2359	52.6
35	TONKIN Andrew	2002/03	15	164	4234	29.4	158	2	17	27	2278	53.8
36	WILKIN Anthony	1991/92	26	286	3896	19.6	92	-	8	24	1660	42.6
37	HODGE David	1979/80	14	101	3596	42.8	129	3	20	21	1286	35.8
38	COOMBE Peter A	1982/83	14	110	3590	42.7	115	2	19	22	1605	44.7
39	McNAMARA Trinity	1993/94	10	77	3247	42.2	119	6	15	18	1824	56.2
40	CRAM Don	1983/84	12	107	3227	29.3	97	-	18	23	1733	53.7
41	HALL Michael	1987/88	9	69	3084	40.6	101	1	13	24	1401	45.4
42	BROWNE Noel	1990/91	19	151	3077	28.5	130	1	13	20	1333	43.3
43	DEANE Andrew	1983/84	6	63	3054	49.3	160	2	18	24	1407	46.1
44	DEY Cameron	1991/92	16	126	2991	24.5	94	-	14	18	1349	45.1
45	WILLCOX Steve	1989/90	19	132	2985	24.5	132	1	9	24	1861	62.3
46	HARRISON Graham	1988/89	7	61	2906	49.3	165	2	18	17	1635	56.3
47	HOLST Bill	1982/83	10	77	2892	38.1	116	1	15	19	1433	49.6
48	LUONG Bang	1995/96	10	80	2880	32.7	135	2	11	17	1112	38.6
49	SWIFT Andrew	1999/00	14	82	2861	32.9	105	1	19	14	1417	49.5
50	GREEN Anthony	1997/98	14	118	2842	29.6	104	1	12	20	1180	41.5

**MOST SEASONS SCORING 200+ RUNS IN CAREER**

Rank	Player Name	Debut	Yrs	Gam	Best Season	Season Aggregates					% Seasons
						400	300	250	200	total	>200 runs
1	HUGHES Peter	1985/86	32	370	389	-	4	10	6	20	62.5
2	PARHAM Trevor	1979/80	36	338	398	-	6	6	8	20	55.6
3	CONLEY Andrew	1988/89	29	273	650	5	5	3	5	18	62.1
4	EDWARDS Rob	1982/83	28	259	678	4	7	1	4	16	57.1
5	HODGE Andrew	1979/80	26	233	757	3	3	6	2	14	53.8
6	BURNETT Bill	1980/81	20	177	519	4	4	1	4	13	65.0
7	CRAIGIE Grant	1985/86	26	270	591	1	3	2	7	13	50.0
8	GIBBIE Mick	1991/92	13	141	608	2	6	3	1	12	92.3
9	WILLIAMS Mark	1988/89	16	163	421	1	4	5	2	12	75.0
10	SCHULTZ Kristian	1997/98	20	210	355	-	1	5	6	12	60.0
11	BELL Geoff	1980/81	33	312	503	2	4	1	4	11	33.3
12	CONROY Brian	1981/82	13	122	628	3	5	1	1	10	76.9
13	MONAHAN Phil	2005/06	12	127	400	1	1	1	6	9	75.0
14	WILLIAMS John	1984/85	16	153	381	-	5	2	2	9	56.3
15	TEMBY Paul	2000/01	17	187	540	1	2	2	4	9	52.9
16	PALMER Dave	1995/96	21	214	367	-	3	1	5	9	42.9
17	DAVIDSON Phil	1993/94	23	198	450	1	3	1	4	9	39.1
18	BURNETT Tom	1979/80	14	134	474	1	3	2	2	8	57.1
19	GIBBIE Dom	1991/92	26	280	413	1	1	5	1	8	30.8
20	SMITH John	1980/81	36	322	406	1	1	1	5	8	22.2

**MOST PARTNERSHIP RUNS TOGETHER IN CAREER**

Rank	Names of Partners	No. of Pships	Not Outs	Pship Runs	Ave. Pship	Best Pship	Pships of	
							100	50
1	PARHAM Trevor & BURNETT Tom	44	2	1710	40.7	140	3	11
2	BURNETT Tom & BURNETT Bill	38	2	1491	41.4	130	3	10
3	SCHULTZ Kristian & LIPSETT Wes	39	2	1422	38.4	211	4	4
4	SCHULTZ Kristian & DAVIDSON Phil	65	2	1356	21.5	99	-	7
5	EDWARDS Rob & PARHAM Trevor	35	2	1112	33.7	190	2	3
6	SMITH John & DALY Mick	43	1	1088	25.9	115	1	6
7	CONLEY Andrew & BURNETT Bill	34	2	1072	33.5	140	1	7
8	CRAIGIE Grant & CONLEY Andrew	32	3	1059	36.5	238	3	3
9	SMITH John & NOBLE Bob	29	2	1011	37.4	101	1	10
10	HODGE Andrew & BURNETT Bill	21	1	988	49.4	148	3	3
11	GIBBIE John & HODGE Andrew	21	1	977	48.9	128	3	6
12	HUGHES Peter & PALMER Dave	33	1	951	29.7	91	-	8
13	PARHAM Trevor & CONLEY Andrew	38	1	942	25.5	148	1	4
14	FORSTER Tony & CONLEY Andrew	23	-	891	38.7	110	3	4
15	EDWARDS Rob & FULLER Paul	34	-	874	25.7	97	-	7
16	WILLIAMS John & BURNETT Bill	30	1	873	30.1	162	2	3
17	WILLIAMS John & CONLEY Andrew	29	4	829	33.2	112	2	4
18	GIBBIE Dom & CONLEY Andrew	24	1	809	35.2	159	1	4
19	PARHAM Trevor & BURNETT Bill	34	1	806	24.4	75	-	5
20	CONROY Brian & NOBLE Bob	16	1	795	53.0	228	4	2
21	WILLIAMS John & FORSTER Tony	29	2	792	29.3	94	-	5
22	DAVIDSON Phil & ALSOP Greg	30	-	789	26.3	130	2	1
23	CRAIGIE Grant & PARHAM Trevor	25	1	777	32.4	102	1	5
24	DAVIDSON Phil & HUGHES Peter	28	1	750	27.8	95	-	6
25	O'CONNELL Lachlan & SCHULTZ Kristian	24	1	743	32.3	79	-	5
26	SCHULTZ Kristian & ALSOP Greg	26	3	727	31.6	130	1	5
27	SCHULTZ Kristian & CONLEY Andrew	29	2	717	26.6	131	1	4
28	PARHAM Trevor & WILLIAMS John	25	1	706	29.4	106	1	3
29	HUGHES Peter & CONLEY Andrew	26	2	704	29.3	102	1	3
30	MITCHELL Rick & GIBBIE Mick	27	-	700	25.9	109	1	5
31	BALYM Anton & FERGUSON Haimish	13	1	699	58.3	242	2	3
32	GIBBIE Dom & BELL Geoff	11	-	683	62.1	131	4	1
33	COOMBE Peter A & BURNETT Bill	14	3	675	61.4	115	1	5
34	WILLIAMS John & HEDGER John	19	2	673	39.6	97	-	6
35	BROWN David F & BELL Geoff	21	-	665	31.7	94	-	5
36	CONLEY Andrew & GIBBIE Mick	27	1	648	24.9	76	-	4
37	CRAIGIE Grant & GIBBIE Dom	28	1	648	24.0	93	-	5
38	HODGE Andrew & BELL Geoff	19	1	642	35.7	181	1	2
39	EDWARDS Rob & HODGE Andrew	20	1	621	32.7	108	1	4
40	GIBBIE Mick & FULLER Paul	24	-	615	25.6	112	1	2
41	MONAHAN Phil & GIBBIE Dom	27	-	615	22.8	99	-	1
42	EDWARDS Rob & HUXTABLE Andrew	13	1	606	50.5	147	1	3
43	WILLIAMS Mark & EDWARDS Rob	19	-	602	31.7	90	-	3
44	HUGHES Peter & MARSHALL Ashley	18	1	598	35.2	105	1	4
45	GIBBIE Mick & GUTSCHE Anton	19	-	588	30.9	140	2	2
46	HUGHES Peter & FULLER Paul	18	-	585	32.5	130	1	4
47	PARHAM Trevor & FULLER Paul	30	-	584	19.5	87	-	1
48	EDWARDS Rob & BURNETT Bill	22	-	576	26.2	102	1	4
49	GIBBIE Mick & PARHAM Trevor	20	-	573	28.7	82	-	5
50	BROWN David F & HODGE Andrew	16	1	542	36.1	91	-	5
51	HUGHES Peter & EDWARDS Rob	23	-	513	22.3	114	2	1
52	HEDGER John & BURNETT Bill	16	1	496	33.1	74	-	5

**HIGHEST PERCENT OF TEAM RUNS SCORED (MIN.500 RUNS) IN CAREER**

Rank	Player Name	Debut	Yrs	Gam	Player Runs	Team Runs	% of Team Runs
1	WILSON Gary	2015/16	2	27	1008	4341	23.22
2	BELSAK Andrew	2015/16	2	12	556	2403	23.14
3	PANSINI Angelo	2013/14	4	52	1656	8193	20.21
4	O'CONNELL Lachlan	1999/00	11	47	1831	9240	19.82
5	LIPSETT Wes	2009/10	7	69	2213	11498	19.25
6	SCHMIAUKE Marc	2015/16	2	19	634	3687	17.20
7	FERGUSON Jason	2013/14	2	18	579	3374	17.16
8	COREY Mark	2001/02	3	30	883	5383	16.40
9	MELLORS Greg	1999/00	5	29	881	5453	16.16
10	GIBBIE Mick	1991/92	13	141	4169	26734	15.59
11	CONROY Brian	1981/82	13	122	4033	25868	15.59
12	HARRIS Glenn	2015/16	2	28	708	4587	15.43
13	GUTSCHE Anton	1992/93	2	23	560	3655	15.32
14	MITCHELL Rick	1990/91	4	32	999	6530	15.30
15	BURNETT Bill	1980/81	20	177	5068	33189	15.27
16	CONLEY Andrew	1988/89	29	273	7639	50097	15.25
17	BALYM Anton	2014/15	3	39	1023	7078	14.45
18	HARRISON Graham	1988/89	7	61	1635	11338	14.42
19	ALSOP Greg	1997/98	10	105	2807	19549	14.36
20	HODGE Andrew	1979/80	26	233	6228	44139	14.11
21	KING Russell	1999/00	2	20	589	4186	14.07
22	EDWARDS Rob	1982/83	28	259	6563	47502	13.82
23	EMERY Peter	1990/91	6	38	1143	8284	13.80
24	FERGUSON Haimish	2013/14	4	51	1290	9675	13.33
25	MONAHAN Phil	2005/06	12	127	2618	19902	13.15
26	ROUTLEDGE Steve	2007/08	4	31	654	5040	12.98
27	RUSSELL Nic	2008/09	8	52	1171	9222	12.70
28	WILLIAMS Mark	1988/89	16	163	3946	31079	12.70
29	BODEN Nick	2013/14	4	44	951	7633	12.46
30	SHAW Phil	1990/91	4	36	917	7368	12.45
31	PARHAM Trevor	1979/80	36	338	7629	61754	12.35
32	BURNETT Tom	1979/80	14	134	3147	25673	12.26
33	PERRYMAN Gavin	1992/93	6	37	779	6388	12.19
34	GIBBIE John	1991/92	9	93	2301	18982	12.12
35	MCMAMARA Trinity	1993/94	10	77	1824	15337	11.89
36	HARPER Brent	2006/07	4	38	834	7028	11.87
37	CRAIGIE Grant	1985/86	26	270	5491	46324	11.85
38	DALY Mick	1980/81	11	101	2411	20504	11.76
39	WILLIAMS John	1984/85	16	153	3360	29442	11.41
40	FRANKCOM John	1988/89	4	45	894	7881	11.34
41	BROOKER Christian	2013/14	4	38	737	6515	11.31
42	LANDORF Jason	1993/94	4	29	570	5127	11.12
43	SCHULTZ Kristian	1997/98	20	210	4233	38171	11.09
44	BARTON Matthew	2000/01	5	34	729	6612	11.03
45	DAVIDSON Phil	1993/94	23	198	4048	36765	11.01
46	HUGHES Peter	1985/86	32	370	7341	67009	10.96
47	HEDGER John	1989/90	15	114	2359	21615	10.91
48	TEMBY Paul	2000/01	17	187	3704	34251	10.81
49	NOBLE Bob	1980/81	11	117	2478	23160	10.70
50	DEANE Andrew	1983/84	6	63	1407	13185	10.67

**BATSMEN MOST INVOLVED IN RUN OUTS IN CAREER**

Rank	Player Name	Debut	Yrs	Gam	Self Run-Out	Partner Run-Out	Total	RunOuts per 1000 Pship Runs
1	BELL Geoff	1980/81	33	312	19	21	40	3.48
2	HUGHES Peter	1985/86	32	370	18	20	38	2.47
3	PARHAM Trevor	1979/80	36	338	26	8	34	2.20
4	GIBBIE Dom	1991/92	26	280	16	15	31	2.56
5	SMITH John	1980/81	36	322	13	16	29	2.49
6	CRAIGIE Grant	1985/86	26	270	9	17	26	2.31
7	EDWARDS Rob	1982/83	28	259	14	12	26	1.87
8	PALMER Dave	1995/96	21	214	9	15	24	2.79
9	CONLEY Andrew	1988/89	29	273	11	13	24	1.45
10	HUXTABLE Andrew	1990/91	20	175	12	11	23	3.60
11	BURNETT Tom	1979/80	14	134	14	9	23	2.91
12	DAVIDSON Phil	1993/94	23	198	10	13	23	2.78
13	HODGE Andrew	1979/80	26	233	9	14	23	1.78
14	WILLIAMS Mark	1988/89	16	163	9	13	22	2.80
15	MARSHALL Ashley	1996/97	21	240	13	8	21	3.19
16	WILLIAMS John	1984/85	16	153	10	9	19	2.52
17	SCHULTZ Kristian	1997/98	20	210	8	11	19	1.90
18	DEY Richard	1993/94	22	209	9	9	18	2.41
19	ROWE Brenton	1996/97	17	156	12	4	16	3.12
20	GIBBIE Mick	1991/92	13	141	4	12	16	1.88

**BATTING PAIRS MOST INVOLVED IN RUN OUTS IN CAREER**

<b>RunOuts</b>	<b>Names of Partners</b>
<b>4</b>	BURNETT Bill & BURNETT Tom, SCHULTZ Kristian & HUXTABLE Andrew.
<b>3</b>	BURNETT Tom & DALY Mick, PAPAGALLO Frank & COOMBE Peter A, HEDGER John & BURNETT Bill, WILLIAMS Mark & GIBBIE Mick, WILLIAMS John & WILLIAMS Mark, BELL Geoff & BROWN David F, BELL Geoff & SMITH John, SCHULTZ Kristian & DAVIDSON Phil, SWIFT Andrew & BELL Geoff, EDWARDS Rob & HUGHES Peter, SIDON Brendon & RUSSELL Nick, DEY Richard & SIDON Richard.

**MOST DUCKS IN CAREER**

<b>Rank</b>	<b>Player Name</b>	<b>Debut</b>	<b>Yrs</b>	<b>Gam</b>	<b>No. of Ducks</b>	<b>% of Inn</b>	<b>Seasons with</b>		
							<b>4d+</b>	<b>3d</b>	<b>2d</b>
1	HUGHES Peter	1985/86	32	370	39	10.6	1	3	8
2	MARSHALL Ashley	1996/97	21	240	32	14.7	1	4	5
3	DEY Richard	1993/94	22	209	30	14.9	3	-	3
4	PALMER Dave	1995/96	21	214	30	14.1	-	3	5
5	WILLIAMS Scott	1983/84	24	188	29	22.1	-	4	6
6	WILKIN Anthony	1991/92	26	286	29	14.6	-	3	7
7	PARHAM Trevor	1979/80	36	338	29	8.8	1	2	2
8	BELL Geoff	1980/81	33	312	28	10.3	-	2	6
9	BROWN Andrew	1993/94	16	164	27	19.6	-	3	8
10	CONROY Jason	1989/90	23	192	26	14.5	-	2	6
11	CONLEY Andrew	1988/89	29	273	25	9.0	-	1	7
12	SMITH John	1980/81	36	322	25	8.6	1	1	3
13	HUCKSTEPP Craig	1989/90	19	158	22	21.2	-	4	2
14	DAVIDSON Phil	1993/94	23	198	22	10.6	2	2	1
15	HODGE Andrew	1979/80	26	233	22	9.1	-	1	3
16	TEMBY Paul	2000/01	17	187	21	11.9	1	1	4
17	CRAIGIE Grant	1985/86	26	270	21	8.2	-	1	4
18	BROWN David F	1994/95	20	168	20	13.2	-	-	5
19	SCHULTZ Kristian	1997/98	20	210	20	9.1	-	-	4
20	GIBBIE Dom	1991/92	26	280	20	7.4	-	1	5
21	WILLIAMS Mark	1988/89	16	163	19	11.4	-	1	4
22	HUXTABLE Andrew	1990/91	20	175	19	11.4	-	1	4
23	TONKIN Braedon	2007/08	10	104	18	25.0	1	2	3
24	EDWARDS Rob	1982/83	28	259	17	6.4	-	1	2
25	SCOTT Anthony	1997/98	10	57	16	36.4	2	1	1
26	DEY Cameron	1991/92	16	126	16	13.1	-	1	4
27	SWIFT Andrew	1999/00	14	82	15	17.2	-	2	3
28	TONKIN Andrew	2002/03	15	164	15	10.4	2	-	1
29	ROWE Brenton	1996/97	17	156	15	9.0	-	2	2
30	DENIET Josh	2003/04	12	110	14	15.6	-	2	3
31	GREEN Anthony	1997/98	14	118	14	14.6	-	1	2
32	MONAHAN Phil	2005/06	12	127	14	10.9	-	1	3

**BATSMEN MOST BOWLED, LBW & STUMPED IN CAREER**

<b>Rank</b>	<b>Player Name</b>	<b>Debut</b>	<b>Yrs</b>	<b>Gam</b>	<b>BOWLED</b>	<b>Total Outs</b>	<b>% of Total</b>
1	HUGHES Peter	1985/86	32	370	90	342	26.3
2	EDWARDS Rob	1982/83	28	259	76	243	31.3
3	CONLEY Andrew	1988/89	29	273	73	241	30.3
4	HODGE Andrew	1979/80	26	233	66	204	32.4
5	SMITH John	1980/81	36	322	54	201	26.9
6	BELL Geoff	1980/81	33	312	54	206	26.2
7	CONROY Brian	1981/82	13	122	50	126	39.7
8	PALMER Dave	1995/96	21	214	49	193	25.4
9	WILLCOX Steve	1989/90	19	132	48	106	45.3
10	MARSHALL Ashley	1996/97	21	240	46	182	25.3
11	TONKIN Andrew	2002/03	15	164	45	128	35.2
12	PARHAM Trevor	1979/80	36	338	45	304	14.8

<b>Rank</b>	<b>Player Name</b>	<b>Debut</b>	<b>Yrs</b>	<b>Gam</b>	<b>LBW</b>	<b>Total Outs</b>	<b>% of Total</b>
1	SCHULTZ Kristian	1997/98	20	210	38	205	18.5
2	PALMER Dave	1995/96	21	214	28	193	14.5
3	CRAIGIE Grant	1985/86	26	270	27	225	12.0
4	DEY Richard	1993/94	22	209	26	171	15.2
5	GIBBIE Dom	1991/92	26	280	24	234	10.3
6	HUGHES Peter	1985/86	32	370	22	342	6.4
7	GIBBIE Mick	1991/92	13	141	19	138	13.8
8	SMITH John	1980/81	36	322	17	201	8.5
9	ALSOP Greg	1997/98	10	105	16	108	14.8
10	WILLIAMS Mark	1988/89	16	163	15	152	9.9
11	DAVIDSON Phil	1993/94	23	198	14	193	7.3
12	HODGE Andrew	1979/80	26	233	14	204	6.9
13	DALY Mick	1980/81	11	101	13	101	12.9
14	BELL Geoff	1980/81	33	312	12	206	5.8
15	BODEN Nick	2013/14	4	44	11	41	26.8

<b>Rank</b>	<b>Player Name</b>	<b>Debut</b>	<b>Yrs</b>	<b>Gam</b>	<b>STUMPED</b>	<b>Total Outs</b>	<b>% of Total</b>
1	WILLIAMS Scott	1983/84	24	188	8	81	9.9
2	HUGHES Peter	1985/86	32	370	8	342	2.3
3	WILKIN Anthony	1991/92	26	286	6	151	4.0
4	DEY Richard	1993/94	22	209	6	171	3.5

**HIGHEST PERCENT SCORED AT CREASE (MIN.500 RUNS) IN CAREER**

Rank	Player Name	Debut	Yrs	Gam	Scored Runs	P'ship Runs	% runs at Crease
1	CONROY Brian	1981/82	13	122	4033	5873	68.67
2	O'CONNELL Lachlan	1999/00	11	47	1831	2720	67.32
3	MITCHELL Rick	1990/91	4	32	999	1496	66.78
4	PANSINI Angelo	2013/14	4	52	1656	2495	66.37
5	EMERY Peter	1990/91	6	38	1143	1741	65.65
6	MAZURKE Danny	1980/81	12	78	917	1432	64.04
7	CADD Anthony	2008/09	5	42	619	975	63.49
8	WILLCOX Steve	1989/90	19	132	1861	2985	62.35
9	TEMBY Paul	2000/01	17	187	3704	5953	62.22
10	WILSON Gary	2015/16	2	27	1008	1622	62.15
11	PUGH Ben	2006/07	5	44	699	1125	62.13
12	HARRIS Glenn	2015/16	2	28	708	1167	60.67
13	FERGUSON Jason	2013/14	2	18	579	977	59.26
14	BELSAK Andrew	2015/16	2	12	556	961	57.86
15	FERGUSON Lachlan	2014/15	3	37	655	1146	57.16
16	LANDORF Jason	1993/94	4	29	570	999	57.06
17	HARRISON Graham	1988/89	7	61	1635	2906	56.26
18	McNAMARA Trinity	1993/94	10	77	1824	3247	56.17
19	FERGUSON Haimish	2013/14	4	51	1290	2336	55.22
20	BRAMMY Simon	1994/95	13	95	837	1535	54.53
21	HARPER Brent	2006/07	4	38	834	1550	53.81
22	TONKIN Andrew	2002/03	15	164	2278	4234	53.80
23	DALY Mick	1980/81	11	101	2411	4484	53.77
24	CRAM Don	1983/84	12	107	1733	3227	53.70
25	MONAHAN Phil	2005/06	12	127	2618	4877	53.68
26	FORSTER Tony	1984/85	14	153	2831	5367	52.75
27	HEDGER John	1989/90	15	114	2359	4482	52.63
28	THOMSON Peter	1994/95	5	43	635	1234	51.46
29	RUSSELL Nic	2008/09	8	52	1171	2280	51.36
30	GIBBIE John	1991/92	9	93	2301	4508	51.04
31	ROUTLEDGE Steve	2007/08	4	31	654	1291	50.66
32	SCHMIAUKE Marc	2015/16	2	19	634	1260	50.32
33	WILLIAMS Mark	1988/89	16	163	3946	7846	50.29
34	ALSOP Greg	1997/98	10	105	2807	5585	50.26
35	WILLIAMS Rowan	2008/09	9	92	554	1118	49.55
36	HOLST Bill	1982/83	10	77	1433	2892	49.55
37	SWIFT Andrew	1999/00	14	82	1417	2861	49.53
38	PARHAM Trevor	1979/80	36	338	7629	15469	49.32
39	DAVIDSON Phil	1993/94	23	198	4048	8261	49.00
40	GIBBIE Mick	1991/92	13	141	4169	8532	48.86
41	CRAIGIE Grant	1985/86	26	270	5491	11239	48.86
42	HODGE Andrew	1979/80	26	233	6228	12895	48.30
43	SHAW Phil	1990/91	4	36	917	1906	48.11
44	FRANKCOM John	1988/89	4	45	894	1861	48.04
45	MELLORS Greg	1999/00	5	29	881	1834	48.04

**LOWEST PERCENT SCORED AT CREASE (MIN.1000 P'SHIP RUNS) IN CAREER**

Rank	Player Name	Debut	Yrs	Gam	Scored Runs	P'ship Runs	% runs at Crease
1	SHEARER Duncan	2002/03	8	54	219	1515	14.46
2	HUCKSTEPP Craig	1989/90	19	158	325	1207	26.93
3	SPANTON Troy	2013/14	4	46	335	1225	27.35
4	SMITH Tim	2013/14	4	44	294	1048	28.05
5	MONAHAN Justin	2006/07	4	42	369	1297	28.45
6	DENIET Scott	2000/01	8	80	358	1240	28.87
7	HUMPHERY Peter	1991/92	10	88	323	1046	30.88
8	LOUGHEAD Paul	1991/92	10	54	780	2409	32.38
9	MARTIN Anthony	2012/13	5	43	357	1073	33.27
10	WILLIAMS Scott	1983/84	24	188	673	1924	34.98
11	McCULLOUGH Mick	1991/92	4	36	671	1908	35.17
12	SMITH John	1980/81	36	322	4106	11650	35.24
13	BENNETT Brad	2011/12	2	22	420	1188	35.35
14	BAYLISS Paul	2010/11	5	39	425	1199	35.45
15	HODGE David	1979/80	14	101	1286	3596	35.76
16	WOOD Shane	1993/94	5	38	448	1181	37.93
17	BROWN David F	1994/95	20	168	1829	4808	38.04
18	ROWE Brenton	1996/97	17	156	1954	5128	38.10
19	LIGHTFOOT Derek	2007/08	6	41	613	1592	38.51
20	LUONG Bang	1995/96	10	80	1112	2880	38.61
21	FULLER Paul	1991/92	18	134	1971	5052	39.01
22	GIBBIE Dom	1991/92	26	280	4757	12088	39.35
23	HUXTABLE Andrew	1990/91	20	175	2537	6386	39.73
24	BURNETT Tom	1979/80	14	134	3147	7901	39.83
25	STEER Peter	1982/83	8	62	989	2440	40.53



**MOST SIXES, FOURS & SINGLES IN CAREER**

Rank	Player Name	Debut	Yrs	Gam	SIXES	Total Runs	% of Runs
1	CONROY Brian	1981/82	13	122	230	4033	34.22
2	CRAIGIE Grant	1985/86	26	270	183	5486	20.01
3	TEMBY Paul	2000/01	17	187	123	3704	19.92
4	DEY Richard	1993/94	22	209	114	3297	20.75
5	WILLCOX Steve	1989/90	19	132	111	1861	35.79
6	HODGE Andrew	1979/80	26	233	104	6228	10.02
7	PARHAM Trevor	1979/80	36	338	98	7629	7.71

Rank	Player Name	Debut	Yrs	Gam	FOURS	Total Runs	% of Runs
1	CONLEY Andrew	1988/89	29	273	951	7639	49.80
2	HUGHES Peter	1985/86	32	370	869	7277	47.77
3	PARHAM Trevor	1979/80	36	338	811	7629	42.52
4	HODGE Andrew	1979/80	26	233	750	6228	48.17
5	EDWARDS Rob	1982/83	28	259	586	6563	35.72
6	CRAIGIE Grant	1985/86	26	270	547	5486	39.88
7	GIBBIE Dom	1991/92	26	280	507	4757	42.63

Rank	Player Name	Debut	Yrs	Gam	SINGLES	Total Runs	% of Runs
1	EDWARDS Rob	1982/83	28	259	2034	6563	30.99
2	PARHAM Trevor	1979/80	36	338	2032	7629	26.64
3	BELL Geoff	1980/81	33	312	1947	4906	39.69
4	CONLEY Andrew	1988/89	29	273	1926	7639	25.21
5	HUGHES Peter	1985/86	32	370	1793	7277	24.64
6	BURNETT Bill	1980/81	20	177	1716	5068	33.86
7	SMITH John	1980/81	36	322	1583	4074	38.86

**HIGHEST PERCENT IN BOUNDARIES (MIN.500 RUNS) IN CAREER**

Rank	Player Name	Debut	Yrs	Gam	Number of 6's 4's	Runs in boundaries	Total Runs	% of Total Runs
1	EMERY Peter	1990/91	6	38	88 101	932	1143	81.54
2	CADD Anthony	2008/09	5	42	53 40	478	619	77.22
3	WILSON Gary	2015/16	2	27	68 91	772	1008	76.59
4	CONROY Brian	1981/82	13	122	230 411	3024	4033	74.98
5	PANSINI Angelo	2013/14	4	52	93 167	1226	1656	74.03
6	HARRIS Glenn	2015/16	2	28	25 93	522	708	73.73
7	WILLCOX Steve	1989/90	19	132	111 176	1370	1861	73.62
8	PUGH Ben	2006/07	5	44	31 79	502	699	71.82
9	TEMBY Paul	2000/01	17	187	123 480	2658	3704	71.76
10	FERGUSON Jason	2013/14	2	18	22 66	396	579	68.39
11	BRAMMY Simon	1994/95	13	95	44 77	572	837	68.34
12	CRAM Don	1983/84	12	107	75 176	1154	1714	67.33
13	MONAHAN Phil	2005/06	12	127	77 320	1742	2618	66.54
14	MAZURKE Danny	1980/81	12	78	50 73	592	897	66.00
15	O'CONNELL Lachlan	1999/00	11	47	80 182	1208	1831	65.97
16	BELSAK Andrew	2015/16	2	12	14 70	364	556	65.47
17	MONAGHAN Scott	2013/14	4	45	13 119	554	852	65.02
18	TONKIN Andrew	2002/03	15	164	80 250	1480	2278	64.97
19	MITCHELL Rick	1990/91	4	32	45 93	642	999	64.26
20	McNAMARA Trinity	1993/94	10	77	68 190	1168	1824	64.04

\*\* Total runs are adjusted for innings with missing scoring strokes

**HIGHEST PERCENT IN SINGLES (MIN.500 RUNS) IN CAREER**

Rank	Player Name	Debut	Yrs	Gam	No. of Singles	Total Runs	% of Total Runs
1	LOUGHEAD Paul	1991/92	10	54	341	780	43.72
2	HODGE David	1979/80	14	101	525	1262	41.60
3	BELL Geoff	1980/81	33	312	1947	4906	39.69
4	BURNETT Tom	1979/80	14	134	1235	3147	39.24
5	SMITH John	1980/81	36	322	1583	4074	38.86
6	McCULLOUGH Mick	1991/92	4	36	248	671	36.96
7	ROWE Brenton	1996/97	17	156	692	1954	35.41
8	FULLER Paul	1991/92	18	134	669	1971	33.94
9	COREY Mark	2001/02	3	30	299	883	33.86
10	BURNETT Bill	1980/81	20	177	1716	5068	33.86
11	BROWN David F	1994/95	20	168	618	1829	33.79
12	WILKIN Anthony	1991/92	26	286	539	1660	32.47
13	PATMORE Dave	1979/80	9	64	247	771	32.04
14	COOMBE Peter A	1982/83	14	110	507	1605	31.59
15	GIBBIE Dom	1991/92	26	280	1501	4757	31.55
16	WILLIAMS Scott	1983/84	24	188	212	673	31.50
17	STEER Peter	1982/83	8	62	309	989	31.24
18	MARKS Greg	2009/10	8	85	213	687	31.00
19	EDWARDS Rob	1982/83	28	259	2034	6563	30.99
20	DEANE Andrew	1983/84	6	63	406	1346	30.16

\*\* Total runs are adjusted for innings with missing scoring strokes

## RUNS FROM EACH BATTING POSITION IN CAREER

Player Name	Gam	Runs & Average from each Batting Position										
		Opener	No.3	No.4	No.5	No.6	No.7	No.8	No.9	No.10	No.11	
CONLEY Andrew	273	4685@ 37	1027@ 24	893@ 30	491@ 26	391@ 22	125@ 31	-@ -	16@ 8	11@ -	-@ -	
PARHAM Trevor	338	3767@ 24	1611@ 33	990@ 24	678@ 24	269@ 27	211@ 19	52@ 9	51@ 17	-@ -	-@ 0	
HUGHES Peter	370	699@ 21	1597@ 19	2011@ 26	1565@ 24	678@ 19	623@ 19	139@ 12	28@ 7	1@ -	-@ -	
EDWARDS Rob	259	1431@ 28	2913@ 34	876@ 23	788@ 21	313@ 21	208@ 21	27@ 9	6@ 3	1@ -	-@ -	
HODGE Andrew	233	495@ 26	518@ 26	3171@ 36	1076@ 30	451@ 21	382@ 32	85@ 17	35@ 35	15@ -	-@ -	
CRAIGIE Grant	270	178@ 20	1680@ 32	1054@ 21	947@ 26	709@ 23	624@ 20	249@ 28	45@ 11	5@ -	-@ -	
BURNETT Bill	177	697@ 30	968@ 37	1389@ 36	1454@ 38	423@ 38	87@ 29	36@ 36	14@ 14	-@ -	-@ -	
BELL Geoff	312	2577@ 31	415@ 46	545@ 27	228@ 13	168@ 14	135@ 15	273@ 20	250@ 15	212@ 13	105@ 13	
GIBBIE Dom	280	1381@ 20	1338@ 19	302@ 15	680@ 25	404@ 21	338@ 24	187@ 27	115@ 58	12@ 4	-@ 0	
SCHULTZ Kristian	210	2477@ 22	689@ 20	452@ 23	223@ 13	221@ 20	158@ 18	13@ 7	-@ -	-@ -	-@ -	
GIBBIE Mick	141	4047@ 31	-@ 0	-@ -	13@ 13	109@ 22	-@ -	-@ -	-@ -	-@ -	-@ -	
SMITH John	322	2295@ 23	222@ 25	115@ 23	129@ 12	50@ 7	271@ 15	377@ 21	358@ 24	239@ 20	50@ 13	
DAVIDSON Phil	198	1399@ 21	775@ 24	484@ 16	426@ 22	518@ 19	252@ 28	153@ 22	34@ 34	7@ 7	-@ -	
CONROY Brian	122	21@ 4	155@ 39	1003@ 33	1195@ 41	771@ 30	541@ 26	347@ 35	-@ 0	-@ -	-@ -	
WILLIAMS Mark	163	540@ 23	571@ 27	791@ 24	1514@ 27	366@ 33	44@ 22	33@ 11	69@ 69	18@ 18	-@ -	
TEMBY Paul	187	35@ 12	18@ 18	962@ 36	737@ 25	1209@ 19	512@ 22	191@ 14	40@ 13	-@ -	-@ -	
PALMER Dave	214	2232@ 21	236@ 24	126@ 13	602@ 18	161@ 20	186@ 17	150@ 14	1@ 1	3@ 3	-@ -	
WILLIAMS John	153	404@ 20	1072@ 34	660@ 29	242@ 17	317@ 24	575@ 36	90@ 23	-@ -	-@ -	-@ -	
DEY Richard	209	720@ 21	114@ 19	310@ 18	412@ 20	444@ 26	673@ 18	439@ 16	136@ 19	49@ 16	-@ -	
BURNETT Tom	134	1871@ 26	779@ 52	56@ 9	26@ 7	188@ 27	181@ 30	38@ 13	6@ 3	2@ -	-@ -	
FORSTER Tony	153	961@ 40	18@ 18	66@ 17	155@ 19	217@ 24	394@ 21	626@ 22	361@ 23	33@ 17	-@ -	
ALSOP Greg	105	1505@ 34	182@ 15	417@ 18	338@ 34	210@ 18	155@ 22	-@ -	-@ -	-@ -	-@ -	
MARSHALL Ashley	240	699@ 15	216@ 15	139@ 15	390@ 21	417@ 14	287@ 17	157@ 9	228@ 16	189@ 13	19@ -	
MONAHAN Phil	127	2051@ 21	134@ 19	141@ 16	90@ 18	202@ 29	-@ -	-@ -	-@ -	-@ -	-@ -	
HUXTABLE Andrew	175	1049@ 19	186@ 19	411@ 22	255@ 23	197@ 12	164@ 10	178@ 11	54@ 9	43@ 22	-@ -	
NOBLE Bob	117	116@ 17	1276@ 27	461@ 29	223@ 25	163@ 15	70@ 18	93@ 16	34@ 11	33@ 33	9@ 9	
DALY Mick	101	1944@ 27	131@ 15	45@ 8	33@ 6	50@ 17	68@ 23	130@ 65	-@ -	10@ 10	-@ -	
HEDGER John	114	164@ 21	257@ 20	1240@ 25	229@ 19	240@ 17	219@ 20	10@ -	-@ -	-@ -	-@ -	
GIBBIE John	93	164@ 27	258@ 26	433@ 29	174@ 19	478@ 28	258@ 26	446@ 56	75@ 25	15@ 15	-@ -	
TONKIN Andrew	164	598@ 24	41@ 21	65@ 13	341@ 20	618@ 18	151@ 9	139@ 15	219@ 24	39@ 7	67@ 22	
LIPSETT Wes	69	1622@ 35	522@ 35	69@ 69	-@ -	-@ 0	-@ -	-@ -	-@ -	-@ -	-@ -	
CONROY Jason	192	590@ 18	174@ 15	225@ 13	336@ 13	173@ 7	286@ 14	232@ 12	72@ 6	12@ 6	12@ 12	
FULLER Paul	134	1470@ 17	55@ 9	26@ 5	156@ 26	91@ 18	108@ 18	39@ 10	11@ 11	15@ -	-@ -	
ROWE Brenton	156	942@ 13	407@ 15	71@ 14	53@ 18	101@ 14	157@ 14	63@ 7	51@ 17	109@ 14	-@ -	
WILLCOX Steve	132	130@ 13	169@ 24	227@ 25	145@ 16	151@ 12	348@ 23	338@ 16	122@ 14	166@ 17	65@ 22	
O'CONNELL Lachlan	47	1444@ 37	180@ 45	104@ 52	82@ 41	-@ -	21@ 21	-@ -	-@ -	-@ -	-@ -	
BROWN David F	168	-@ -	48@ 8	20@ 5	775@ 17	552@ 18	218@ 11	100@ 13	58@ 7	36@ 6	22@ 7	
McNAMARA Trinity	77	563@ 33	348@ 32	122@ 24	176@ 20	317@ 32	96@ 24	116@ 15	38@ 13	48@ 24	-@ -	
CRAM Don	107	104@ 21	22@ 11	79@ 13	53@ 13	229@ 13	441@ 18	493@ 19	255@ 21	53@ 53	4@ -	
WILKIN Anthony	286	28@ 14	24@ 24	47@ 12	-@ -	119@ 20	217@ 16	320@ 13	388@ 11	421@ 10	96@ 4	
PANSINI Angelo	52	719@ 90	657@ 44	258@ 20	22@ 7	-@ -	-@ -	-@ -	-@ -	-@ -	-@ -	
HARRISON Graham	61	1@ 1	146@ 21	484@ 54	506@ 30	436@ 26	54@ 54	8@ -	-@ -	-@ -	-@ -	
COOMBE Peter A	110	48@ 48	31@ 31	14@ 14	65@ 65	102@ 34	676@ 38	395@ 36	170@ 28	100@ 25	4@ 4	
HOLST Bill	77	194@ 28	9@ 2	289@ 26	328@ 22	247@ 16	265@ 33	88@ 9	1@ 1	12@ 12	-@ -	
SWIFT Andrew	82	862@ 23	136@ 10	139@ 11	148@ 13	37@ 9	77@ 19	18@ 18	-@ 0	-@ -	-@ -	
DEANE Andrew	63	191@ 19	616@ 36	88@ 13	214@ 31	136@ 17	90@ 45	33@ 11	11@ 11	10@ 10	18@ 18	
HALL Michael	69	993@ 24	108@ 15	15@ 4	60@ 30	102@ 26	51@ 51	24@ 12	25@ 25	23@ 8	-@ -	
DEY Cameron	126	502@ 14	124@ 12	77@ 19	197@ 15	91@ 10	83@ 17	66@ 13	62@ 9	129@ 13	18@ 9	
BROWNE Noel	151	97@ 32	51@ 13	49@ 12	95@ 24	79@ 26	135@ 12	381@ 22	375@ 14	66@ 17	5@ -	
FERGUSON Haimish	51	1135@ 30	60@ 20	43@ 14	52@ 52	-@ -	-@ -	-@ -	-@ -	-@ -	-@ -	
HODGE David	101	125@ 13	358@ 33	13@ 13	86@ 22	322@ 27	188@ 21	82@ 16	68@ 17	23@ 8	21@ 5	
DENIET Josh	110	32@ 8	23@ 12	95@ 19	61@ 9	208@ 26	324@ 17	397@ 28	38@ 6	47@ 47	45@ 23	
GREEN Anthony	118	338@ 14	15@ 8	69@ 10	46@ 8	207@ 23	263@ 33	150@ 13	74@ 11	15@ 15	3@ 3	
RUSSELL Nic	52	275@ 39	169@ 42	267@ 45	110@ 22	51@ 13	63@ 21	138@ 23	98@ 25	-@ -	-@ -	
EMERY Peter	38	770@ 43	61@ 31	59@ 30	60@ 15	85@ 43	80@ 16	10@ 10	8@ 8	10@ 10	-@ -	
MANOS George	54	196@ 33	211@ 21	132@ 17	419@ 30	24@ 6	94@ 31	9@ 3	31@ 31	16@ -	-@ -	
LUONG Bang	80	247@ 15	120@ 13	334@ 26	143@ 14	82@ 27	8@ 2	62@ 12	88@ 22	27@ 4	1@ 1	
BROWN Mike	85	15@ 8	120@ 15	65@ 9	242@ 27	158@ 26	108@ 54	153@ 19	108@ 10	25@ 6	49@ 25	
BALYM Anton	39	734@ 43	6@ 3	203@ 25	64@ -	-@ -	16@ 8	-@ -	-@ -	-@ -	-@ -	
WILSON Gary	27	66@ 66	271@ 136	154@ 39	238@ 79	19@ 10	256@ 64	4@ 4	-@ -	-@ -	-@ -	
MITCHELL Rick	32	999@ 31	-@ -	-@ -	-@ -	-@ -	-@ -	-@ -	-@ -	-@ -	-@ -	
STEER Peter	62	272@ 15	293@ 33	125@ 42	86@ 14	39@ 13	66@ 66	56@ 28	50@ 25	2@ -	-@ -	
BROWN Andrew	164	82@ 6	93@ 12	89@ 8	61@ 12	34@ 7	82@ 6	101@ 7	213@ 8	91@ 8	118@ 12	
BODEN Nick	44	266@ 27	517@ 24	64@ 21	87@ 87	12@ 4	3@ 3	-@ -	2@ 2	-@ -	-@ -	
MYSTUIK Simon	58	72@ 36	21@ 11	100@ 25	270@ 25	204@ 16	145@ 15	68@ 23	12@ 6	36@ 18	-@ -	
SHAW Phil	36	-@ -	14@ 14	333@ 37	214@ 43	149@ 37	190@ 27	12@ 12	5@ -	-@ -	-@ -	
MAZURKE Danny	78	22@ 11	-@ -	30@ 15	40@ 40	172@ 25	185@ 14	163@ 20	193@ 32	56@ 5	56@ 11	
YOUNG Peter	64	26@ 7	185@ 62	52@ 26	93@ 19	141@ 14	98@ 16	40@ 5	84@ 14	183@ 61	-@ -	
FRANKCOM John	45	175@ 16	455@ 28	176@ 35	-@ -	29@ 15	35@ 12	24@ 24	-@ -	-@ -	-@ -	
McDONALD Andrew	49	32@ 16	228@ 15	142@ 36	266@ 27	135@ 17	86@ 86	4@ -	-@ -	-@ -	-@ -	
COREY Mark	30	613@ 27	222@ 111	-@ -	28@ 14	20@ 20	-@ -	-@ -	-@ -	-@ -	-@ -	
MELLORS Greg	29	5@ 3	101@ 51	375@ 47	78@ 16	275@ 46	47@ 47	-@ -	-@ -	-@ -	-@ -	
MONAGHAN Scott	45	37@ 37	272@ 23	196@ 25	60@ 9	170@ 43	101@ 51	-@ -	16@ 16	-@ -	-@ -	
BRAMMY Simon	95	1@ 1	22@ 7	23@ 23	11@ 11	123@ 31	124@ 18	191@ 12	112@ 14	173@ 14	57@ 10	
HARPER Brent	38	149@ 37	9@ 5	419@ 20	119@ 30	138@ 35	-@ -	-@ -	-@ -	-@ -	-@ -	
SIDON Brendon	109	-@ -	-@ -	-@ -	15@ 15	75@ 13	74@ 19	134@ 11	202@ 10	223@ 14	63@ 21	
LOUGHEAD Paul	54	275@ 14	226@ 28	82@ 12	54@ 18	58@ 10	62@ 31	-@ -	16@ 16	1@ -	6@ -	
PERRYMAN Gavin	37	6@ 6	1@ 1	301@ 30	243@ 22	56@ 14	106@ 106	27@ 14	10@ 10	29@ -	-@ -	
PATMORE Dave	64	158@ 9	113@ 13	55@ 14	69@ 10	190@ 12	183@ 31	-@ 0	-@ 0	3@ 3	-@ -	
BROOKER Christian	38	-@ -	207@ 35	387@ 30	139@ 28	4@ 4	-@ -	-@ -	-@ -	-@ -	-@ -	
BARTON Matthew	34	89@ 30	262@ 26	23@ 8	71@ 36	182@ 20	-@ -	102@ 51	-@ -	-@ -	-@ -	
SCOTT Ron	92	46@ 15	100@ 33	19@ 10	44@ 22	29@ 10	85@ 9	59@ 15	175@ 12	133@ 13	22@ 11	
HARRIS Glenn	28	149@ 37	-@ -	455@ 33	19@ 19	85@ 43	-@ -	-@ -	-@ -	-@ -	-@ -	
PUGH Ben	44	21@ 21	-@ -	220@ 37	128@ 16	129@ 16	58@ 6	86@ 14	5@ 3	45@ 15	7@ 7	
MARKS Greg	85	55@ 11	121@ 15	-@ -	48@ 12	127@ 42	153@ 12	120@ 9	42@ 7	21@ 4	-@ -	

## MOST C.O.T.Y. POINTS FROM MATCHES IN CAREER

Rank	Player Name	Debut	Yrs	Gam	Batting Runs	Bowling Wickets	Field Catches	W'Keeping Ct St	RunOuts Direct Asstd	FieldingVote 1st 2nd 3rd	COTY Points	Points per Game
1	BELL Geoff	1980/81	33	312	4908	468	99	- -	2 5	6 10 16	13910	44.6
2	CONLEY Andrew	1988/89	29	273	7639	175	125	- -	- 1	11 6 6	12939	47.4
3	SMITH John	1980/81	36	322	4106	421	102	- -	4 8	12 25 17	12860	39.9
4	HUGHES Peter	1985/86	32	370	7341	9	185	- -	- 10	23 12 15	11997	32.4
5	WILKIN Anthony	1991/92	26	286	1660	578	80	- -	3 16	6 12 8	11892	41.6
6	PARHAM Trevor	1979/80	36	338	7629	93	121	3 -	1 7	8 13 6	11851	35.1
7	MARSHALL Ashley	1996/97	21	240	2741	427	102	- -	7 4	17 18 14	11599	48.3
8	CRAIGIE Grant	1985/86	26	270	5491	229	91	1 -	2 8	11 15 16	11187	41.4
9	EDWARDS Rob	1982/83	28	259	6563	40	110	- -	2 14	16 26 13	10213	39.4
10	WILLIAMS John	1984/85	16	153	3360	326	68	- -	5 14	15 23 13	10184	66.6
11	FORSTER Tony	1984/85	14	153	2831	10	-	209 99	1 32	9 7 9	9811	64.1
12	SCHULTZ Kristian	1997/98	20	210	4233	60	49	114 10	2 20	11 18 11	9283	44.2
13	HODGE Andrew	1979/80	26	233	6228	4	106	- -	1 6	13 11 9	8944	38.4
14	HUXTABLE Andrew	1990/91	20	175	2537	63	45	123 28	7 27	23 16 21	8579	49.0
15	TEMBY Paul	2000/01	17	187	3704	62	76	48 14	4 15	22 15 9	8242	44.1
16	BURNETT Bill	1980/81	20	177	5068	13	94	10 -	1 13	12 12 9	7930	44.8
17	GIBBIE Mick	1991/92	13	141	4169	176	50	- -	- 4	8 6 3	7923	56.2
18	PALMER Dave	1995/96	21	214	3697	23	105	- -	3 7	54 30 12	7749	36.2
19	BROWNE Noel	1990/91	19	151	1333	244	92	- -	3 11	24 24 16	7639	50.6
20	DEY Richard	1993/94	22	209	3297	82	87	13 1	4 12	25 22 17	7555	36.1
21	DAVIDSON Phil	1993/94	23	198	4048	32	87	- -	3 7	26 32 19	7396	37.4
22	BROWN David F	1994/95	20	168	1829	271	61	5 -	1 8	3 14 10	7343	43.7
23	COOMBE Peter A	1982/83	14	110	1605	275	63	- -	2 6	10 12 3	7165	65.1
24	WILLIAMS Scott	1983/84	24	188	673	325	67	- -	1 9	11 12 10	7113	37.8
25	GIBBIE Dom	1991/92	26	280	4757	53	50	- -	2 4	5 13 15	6959	24.9
26	CONROY Jason	1989/90	23	192	2112	66	107	7 1	1 11	40 40 12	6786	35.3
27	GIBBIE John	1991/92	9	93	2301	255	26	- -	- 12	5 3 4	6681	71.8
28	CONROY Brian	1981/82	13	122	4033	10	80	6 1	1 3	10 11 3	6303	51.7
29	WILLCOX Steve	1989/90	19	132	1861	176	54	- -	7 2	16 16 11	6155	46.6
30	WILLIAMS Mark	1988/89	16	163	3946	5	53	- -	4 3	18 12 15	5816	35.7
31	ROWE Brenton	1996/97	17	156	1954	64	31	67 3	- 14	15 8 17	5560	35.6
32	TONKIN Andrew	2002/03	15	164	2278	162	37	3 2	- 4	1 5 4	5536	33.8
33	FULLER Paul	1991/92	18	134	1971	1	24	98 17	- 14	4 9 30	5375	40.1
34	BURNETT Tom	1979/80	14	134	3147	23	41	- -	6 6	19 11 9	5049	37.7
35	MCMANARA Trinity	1993/94	10	77	1824	137	40	- -	4 2	7 8 5	4912	63.8
36	NOBLE Bob	1980/81	11	117	2478	3	29	53 15	1 15	4 3 10	4840	41.4
37	HUCKSTEPP Craig	1989/90	19	158	325	217	52	- -	- 3	10 7 13	4833	30.6
38	BROWN Andrew	1993/94	16	164	964	3	3	118 49	- 16	1 2 21	4816	29.4
39	CRAM Don	1983/84	12	107	1733	1	24	91 7	- 11	3 11 13	4597	43.0
40	ALSOP Greg	1997/98	10	105	2807	14	51	2 1	- 1	6 9 12	4423	42.1
41	DENIET Josh	2003/04	12	110	1270	138	33	- -	5 6	9 10 4	4342	39.5
42	GREEN Anthony	1997/98	14	118	1180	133	43	- -	3 2	9 8 6	4302	36.5
43	SIDON Brendon	2000/01	13	109	786	155	32	- -	1 3	8 18 9	4076	37.4
44	MAZURKE Danny	1980/81	12	78	917	180	16	- -	3 4	1 5 1	3937	50.5
45	BROWN Mike	1985/86	11	85	1043	104	43	- -	- 9	11 7 9	3829	45.0
46	DEY Cameron	1991/92	16	126	1349	6	38	50 10	1 15	4 9 8	3813	30.3
47	DEANE Andrew	1983/84	6	63	1407	124	20	- -	- 3	4 6 4	3753	59.6
48	DENIET Scott	2000/01	8	80	358	171	35	- -	- 4	7 3 6	3722	46.5
49	DALY Mick	1980/81	11	101	2411	10	41	- -	2 4	7 10 3	3721	36.8
50	MONAHAN Phil	2005/06	12	127	2618	14	26	3 -	1 1	4 10 8	3684	29.0
51	HODGE David	1979/80	14	101	1286	82	47	- -	1 2	9 2 5	3664	36.3
52	WILLIAMS Rowan	2008/09	9	92	554	131	34	- -	1 2	18 10 3	3598	39.1
53	MANOS George	1980/81	6	54	1132	1	3	77 21	2 8	9 5 -	3516	65.1
54	HEDGER John	1989/90	15	114	2359	-	49	- -	- 1	2 3 7	3489	30.6
55	LIPSETT Wes	2009/10	7	69	2213	1	18	35 3	2 2	- 2 2	3447	50.0
56	SCOTT Ron	1994/95	12	92	712	148	20	- -	2 3	6 4 1	3424	37.2
57	PANSINI Angelo	2013/14	4	52	1656	74	15	3 -	3 3	4 6 -	3282	63.1
58	BRAMMY Simon	1994/95	13	95	837	129	23	- -	- 4	2 2 6	3263	34.3
59	PATMORE Dave	1979/80	9	64	771	111	31	- -	2 6	1 2 -	3085	48.2
60	YOUNG Peter	1989/90	8	64	902	67	34	2 -	3 6	9 9 4	2990	46.7
61	STEER Peter	1982/83	8	62	989	85	21	- -	1 5	12 6 2	2989	48.2
62	RUSBY Shane	1990/91	8	70	310	131	36	- -	- 4	2 1 3	2984	42.6
63	PEARCE Darren	1989/90	5	57	650	-	1	78 13	1 17	6 4 14	2980	52.3
64	PAPAGALLO Frank	1980/81	7	56	421	149	17	- -	- 1	3 4 2	2977	53.2
65	HUMPHERY Peter	1991/92	10	88	323	124	24	- -	- 5	11 12 3	2959	33.6
66	TONKIN Braedon	2007/08	10	104	396	81	44	- -	- -	11 20 6	2890	27.8
67	LUONG Bang	1995/96	10	80	1112	41	34	2 -	- 2	11 9 7	2806	35.1
68	BURTENSHAW Dave	1997/98	7	60	581	137	11	- -	- 1	- 2 1	2759	46.0
69	HALL Michael	1987/88	9	69	1401	52	21	- -	- 4	3 3 3	2709	39.3
70	O'CONNELL Lachlan	1999/00	11	47	1831	5	24	3 -	- 4	5 6 5	2691	57.3
71	HARRISON Graham	1988/89	7	61	1635	10	25	- -	2 1	8 11 7	2665	43.7
72	SINCLAIR Bob	1979/80	8	57	126	156	14	- -	- 2	- 3 -	2640	46.3
73	MARKS Greg	2009/10	8	85	687	32	5	45 13	- 6	2 4 1	2545	29.9
74	MYSTUIK Simon	2000/01	9	58	928	68	20	- -	- -	3 6 5	2450	42.2
75	BARKER Terry	1979/80	7	53	288	-	1	68 18	1 8	7 6 -	2328	43.9
76	FERGUSON Haimish	2013/14	4	51	1290	11	9	22 4	- 6	2 3 -	2274	44.6
77	BALYM Anton	2014/15	3	39	1023	-	-	32 27	- 2	1 - -	2243	57.5
78	SWIFT Andrew	1999/00	14	82	1417	28	15	- -	2 -	1 4 1	2219	27.1
79	RUSSELL Nic	2008/09	8	52	1171	38	15	- -	- 1	5 5 1	2173	41.8
80	HOLST Bill	1982/83	10	77	1433	3	20	1 -	1 3	3 10 6	2165	28.1
81	HARPER Brent	2006/07	4	38	834	64	13	- -	- 7	3 - 1	2130	56.1
82	FROST Justin	2005/06	6	59	316	91	15	- -	1 1	7 3 2	2110	35.8
83	MITCHELL Rick	1990/91	4	32	999	37	16	- -	1 2	3 2 5	2007	62.7
84	LANDORF Jason	1993/94	4	29	570	43	26	- -	1 3	7 5 3	1962	67.7
85	MONAGHAN Scott	2013/14	4	45	852	48	13	- -	1 3	2 4 -	1914	42.5

\*\*COTY points are awarded for:

1 14 20 20 20 20 10 20 10 10

**BEST BATTING/BOWLING ALLROUNDERS IN CAREER**

Rank	Player Name	Debut	Yrs	Gam	Batting Runs Ave	Bowling Wkts Ave	COTY Points	ALLrnd Matches 50&5 40&4 30&3	Season 200&20
<b>2000 RUNS &amp; 200 WICKETS</b>									
1	BELL Geoff	1980/81	33	312	4908 23.8	468 16.9	11460	1 5 8	5
2	SMITH John	1980/81	36	322	4106 20.4	421 17.3	10000	1 2 5	1
3	MARSHALL Ashley	1996/97	21	240	2741 15.1	427 17.3	8719	- 1 7	3
4	CRAIGIE Grant	1985/86	26	270	5491 24.4	229 21.7	8697	- 4 4	3
5	WILLIAMS John	1984/85	16	153	3360 27.5	326 15.7	7924	1 1 10	7
6	GIBBIE John	1991/92	9	93	2301 29.1	255 15.0	5871	1 5 9	6
<b>1000 RUNS &amp; 100 WICKETS</b>									
7	CONLEY Andrew	1988/89	29	273	7639 31.7	175 21.4	10089	1 1 6	3
8	WILKIN Anthony	1991/92	26	286	1660 11.0	578 16.2	9752	- 1 2	-
9	GIBBIE Mick	1991/92	13	141	4169 30.2	176 18.2	6633	1 5 11	6
10	BROWN David F	1994/95	20	168	1829 14.2	271 17.8	5623	- - 5	1
11	COOMBE Peter A	1982/83	14	110	1605 34.1	275 15.3	5455	- 3 3	3
12	BROWNE Noel	1990/91	19	151	1333 17.3	244 23.9	4749	- - 3	-
13	TONKIN Andrew	2002/03	15	164	2278 17.8	162 24.6	4546	- 1 1	-
14	WILLCOX Steve	1989/90	19	132	1861 17.6	176 24.8	4325	- 1 6	1
15	MCMAMARA Trinity	1993/94	10	77	1824 26.4	137 17.5	3742	2 2 4	2
16	DENIET Josh	2003/04	12	110	1270 18.7	138 21.9	3202	- 3 1	1
17	DEANE Andrew	1983/84	6	63	1407 24.7	124 15.5	3143	2 2 3	1
18	GREEN Anthony	1997/98	14	118	1180 15.3	133 22.2	3042	- - 1	-
19	BROWN Mike	1985/86	11	85	1043 17.7	104 20.9	2499	- - 2	2
<b>500 RUNS &amp; 50 WICKETS</b>									
20	PARHAM Trevor	1979/80	36	338	7629 25.1	93 18.8	8931	- 1 5	-
21	GIBBIE Dom	1991/92	26	280	4757 20.3	53 26.5	5499	- - -	-
22	WILLIAMS Scott	1983/84	24	188	673 8.3	325 18.7	5223	- - 1	-
23	SCHULTZ Kristian	1997/98	20	210	4233 20.6	60 25.5	5073	- - 1	-
24	TEMBY Paul	2000/01	17	187	3704 22.7	62 20.6	4572	- - 1	-
25	DEY Richard	1993/94	22	209	3297 19.3	82 20.5	4445	1 - 1	-
26	MAZURKE Danny	1980/81	12	78	917 16.7	180 17.9	3437	1 1 -	1
27	HUXTABLE Andrew	1990/91	20	175	2537 16.8	63 19.2	3419	- 1 2	-
28	CONROY Jason	1989/90	23	192	2112 12.6	66 24.8	3036	- - 3	-
29	SIDON Brendon	2000/01	13	109	786 12.7	155 22.1	2956	- - 1	-
30	ROWE Brenton	1996/97	17	156	1954 13.2	64 20.0	2850	- - 3	-
31	SCOTT Ron	1994/95	12	92	712 13.4	148 19.1	2784	- - 3	-
32	PANSINI Angelo	2013/14	4	52	1656 42.5	74 17.8	2692	3 - 2	1
33	BRAMMY Simon	1994/95	13	95	837 14.2	129 20.3	2643	- 1 3	1
34	BURTENSHAW Dave	1997/98	7	60	581 13.2	137 16.6	2499	- 1 1	-
35	HODGE David	1979/80	14	101	1286 20.4	82 18.9	2434	- - 1	-
36	WILLIAMS Rowan	2008/09	9	92	554 11.1	131 19.9	2388	- - -	-
37	PATMORE Dave	1979/80	9	64	771 12.4	111 11.4	2325	1 2 -	1
38	STEER Peter	1982/83	8	62	989 22.5	85 20.1	2179	- 3 1	-
39	HALL Michael	1987/88	9	69	1401 21.2	52 18.9	2129	- 1 1	-
40	MYSTUIK Simon	2000/01	9	58	928 18.9	68 18.7	1880	- - -	-

**MOST FIELDING VOTES IN CAREER**

Rank	Player Name	Debut	Yrs	Gam	1st Votes	2nd Votes	3rd Votes	Total Votes 3-2-1 basis	% of games with f/vote
1	PALMER Dave	1995/96	21	214	54	30	12	234	44.9
2	CONROY Jason	1989/90	23	192	40	40	12	212	47.9
3	DAVIDSON Phil	1993/94	23	198	26	32	19	161	38.9
4	BROWNE Noel	1990/91	19	151	24	24	16	136	42.4
5	DEY Richard	1993/94	22	209	25	22	17	136	30.6
6	HUXTABLE Andrew	1990/91	20	175	23	16	21	122	34.3
7	EDWARDS Rob	1982/83	28	259	16	26	13	113	21.2
8	HUGHES Peter	1985/86	32	370	23	12	15	108	13.5
9	TEMBY Paul	2000/01	17	187	22	15	9	105	24.6
10	WILLIAMS John	1984/85	16	153	15	23	13	104	33.3
11	SMITH John	1980/81	36	322	12	25	17	103	16.8
12	MARSHALL Ashley	1996/97	21	240	17	18	14	101	20.4
13	WILLIAMS Mark	1988/89	16	163	18	12	15	93	27.6
14	WILLCOX Steve	1989/90	19	132	16	16	11	91	32.6
15	BURNETT Tom	1979/80	14	134	19	11	9	88	29.1
16	SCHULTZ Kristian	1997/98	20	210	11	18	11	80	19.0
17	TONKIN Braedon	2007/08	10	104	11	20	6	79	35.6
18	CRAIGIE Grant	1985/86	26	270	11	15	16	79	15.6
19	ROWE Brenton	1996/97	17	156	15	8	17	78	25.6
20	WILLIAMS Rowan	2008/09	9	92	18	10	3	77	33.7
21	HODGE Andrew	1979/80	26	233	13	11	9	70	14.2
22	SIDON Brendon	2000/01	13	109	8	18	9	69	32.1
23	BURNETT Bill	1980/81	20	177	12	12	9	69	18.6
24	WILLIAMS Scott	1983/84	24	188	11	12	10	67	17.6
25	MADDERN Ashley	1995/96	5	37	16	7	3	65	70.3
26	FULLER Paul	1991/92	18	134	4	9	30	60	32.1
27	HUMPHERY Peter	1991/92	10	88	11	12	3	60	29.5

**MOST CATCHES AS FIELDSMAN IN CAREER**

Rank	Player Name	Debut	Yrs	Gam	Field Catches	Catches per Game	Innings of 4c 3c 2c			Seasons of 10c
1	HUGHES Peter	1985/86	32	370	185	0.50	1	4	34	3
2	CONLEY Andrew	1988/89	29	273	125	0.46	-	3	19	1
3	PARHAM Trevor	1979/80	36	338	121	0.36	1	1	18	1
4	EDWARDS Rob	1982/83	28	259	110	0.42	-	2	16	-
5	CONROY Jason	1989/90	23	192	107	0.56	-	5	17	3
6	HODGE Andrew	1979/80	26	233	106	0.45	-	3	14	2
7	PALMER Dave	1995/96	21	214	105	0.49	-	6	15	2
8	MARSHALL Ashley	1996/97	21	240	102	0.43	-	2	12	1
9	SMITH John	1980/81	36	322	102	0.32	-	-	11	1
10	BELL Geoff	1980/81	33	312	99	0.32	-	1	7	-
11	BURNETT Bill	1980/81	20	177	94	0.53	-	3	14	1
12	BROWNE Noel	1990/91	19	151	92	0.61	-	4	11	-
13	CRAIGIE Grant	1985/86	26	270	91	0.34	-	2	12	-
14	DAVIDSON Phil	1993/94	23	198	87	0.44	-	2	14	-
15	DEY Richard	1993/94	22	209	87	0.42	-	2	13	1
16	CONROY Brian	1981/82	13	122	80	0.66	2	3	13	2
17	WILKIN Anthony	1991/92	26	286	80	0.28	-	1	7	-
18	TEMBY Paul	2000/01	17	187	76	0.41	-	2	11	-
19	WILLIAMS John	1984/85	16	153	68	0.44	-	1	9	-
20	WILLIAMS Scott	1983/84	24	188	67	0.36	-	1	6	-
21	COOMBE Peter A	1982/83	14	110	63	0.57	-	3	8	-
22	BROWN David F	1994/95	20	168	61	0.36	-	-	7	1
23	WILLCOX Steve	1989/90	19	132	54	0.41	-	2	5	1
24	WILLIAMS Mark	1988/89	16	163	53	0.33	1	-	9	-
25	HUCKSTEPP Craig	1989/90	19	158	52	0.33	-	-	6	1
26	ALSOP Greg	1997/98	10	105	51	0.49	-	-	10	-
27	GIBBIE Mick	1991/92	13	141	50	0.35	-	-	8	-
28	GIBBIE Dom	1991/92	26	280	50	0.18	-	1	2	-
29	HEDGER John	1989/90	15	114	49	0.43	-	-	9	1
30	SCHULTZ Kristian	1997/98	20	210	49	0.23	-	-	9	-

**MOST WICKETKEEPING DISMISSALS IN CAREER**

Rank	Player Name	Debut	Yrs	Gam	Games Kept	Dismissals Ct St Total			per Game	Innings 5w 4w 3w			20 in Seasn	Total Byes	Byes/Game
1	FORSTER Tony	1984/85	14	153	147	209	99	308	2.10	6	15	33	10	333	2.27
2	BROWN Andrew	1993/94	16	164	136	118	49	167	1.23	2	3	10	1	977	7.18
3	HUXTABLE Andrew	1990/91	20	175	96	123	28	151	1.57	2	5	5	2	287	2.99
4	SCHULTZ Kristian	1997/98	20	210	82	114	10	124	1.51	3	4	6	3	240	2.93
5	FULLER Paul	1991/92	18	134	75	98	17	115	1.53	-	6	10	1	131	1.75
6	MANOS George	1980/81	6	54	46	77	21	98	2.13	1	3	6	3	337	7.33
7	CRAM Don	1983/84	12	107	67	91	7	98	1.46	-	4	6	1	246	3.67
8	PEARCE Darren	1989/90	5	57	57	78	13	91	1.60	1	2	9	2	118	2.07
9	BARKER Terry	1979/80	7	53	49	68	18	86	1.76	-	3	5	2	159	3.24
10	ROWE Brenton	1996/97	17	156	81	67	3	70	0.86	-	1	2	-	167	2.06
11	NOBLE Bob	1980/81	11	117	45	53	15	68	1.51	-	2	6	1	112	2.49
12	FLAMANK Paul	2008/09	7	55	47	46	19	65	1.38	-	1	5	-	135	2.87
13	TEMBY Paul	2000/01	17	187	40	48	14	62	1.55	-	3	4	2	117	2.93
14	DEY Cameron	1991/92	16	126	49	50	10	60	1.22	-	1	1	-	200	4.08
15	BALYM Anton	2014/15	3	39	38	32	27	59	1.55	-	2	5	2	113	2.97
16	MARKS Greg	2009/10	8	85	51	45	13	58	1.14	-	-	5	-	125	2.45
17	LIPSETT Wes	2009/10	7	69	20	35	3	38	1.90	1	3	3	1	19	0.95
18	COREY Mark	2001/02	3	30	29	37	-	37	1.28	-	1	5	-	42	1.45
19	FERGUSON Haimish	2013/14	4	51	33	22	4	26	0.79	-	-	1	-	108	3.27
20	SMITH Tim	2013/14	4	44	24	17	6	23	0.96	-	-	2	-	102	4.25

**MOST CATCHES (FIELDING & KEEPING) IN CAREER**

Rank	Player Name	Debut	Yrs	Gam	Fld Ct	WK Ct	Total Caught
1	FORSTER Tony	1984/85	14	153	-	209	209
2	HUGHES Peter	1985/86	32	370	185	-	185
3	HUXTABLE Andrew	1990/91	20	175	45	123	168
4	SCHULTZ Kristian	1997/98	20	210	49	114	163
5	CONLEY Andrew	1988/89	29	273	125	-	125
6	TEMBY Paul	2000/01	17	187	76	48	124
7	PARHAM Trevor	1979/80	36	338	121	3	124
8	FULLER Paul	1991/92	18	134	24	98	122
9	BROWN Andrew	1993/94	16	164	3	118	121
10	CRAM Don	1983/84	12	107	24	91	115
11	CONROY Jason	1989/90	23	192	107	7	114
12	EDWARDS Rob	1982/83	28	259	110	-	110
13	HODGE Andrew	1979/80	26	233	106	-	106
14	PALMER Dave	1995/96	21	214	105	-	105
15	BURNETT Bill	1980/81	20	177	94	10	104

## MOST WICKETS TAKEN IN CAREER

Rank	Player Name	Debut	Yrs	Gam	Overs	Mdn	Runs	Wkts	Ave	Innings Best	Fig 5w 3w	SeasonAg Hi 25 15	Ba/ Wkt
1	WILKIN Anthony	1991/92	26	286	3563.4	926	9369	578	16.2	7/56	25 80	47 9 12	37
2	BELL Geoff	1980/81	33	312	2846.2	649	7898	468	16.9	7/40	14 56	44 7 8	36
3	MARSHALL Ashley	1996/97	21	240	2096.4	413	7372	427	17.3	7/13	10 64	33 7 11	29
4	SMITH John	1980/81	36	322	2152.1	380	7300	421	17.3	7/31	15 47	34 3 11	31
5	WILLIAMS John	1984/85	16	153	2075.1	501	5107	326	15.7	6/34	10 45	33 6 5	38
6	WILLIAMS Scott	1983/84	24	188	2126	464	6087	325	18.7	6/15	9 39	27 4 7	39
7	COOMBE Peter A	1982/83	14	110	1209.3	145	4207	275	15.3	9/61	12 40	34 6 3	26
8	BROWN David F	1994/95	20	168	1521	324	4827	271	17.8	7/54	4 36	31 3 7	34
9	GIBBIE John	1991/92	9	93	1034.5	144	3822	255	15.0	7/37	19 32	57 5 3	24
10	BROWNE Noel	1990/91	19	151	1577.4	195	5831	244	23.9	7/89	9 30	34 2 4	39
11	CRAIGIE Grant	1985/86	26	270	1463.3	219	4960	229	21.7	7/34	8 23	27 2 7	38
12	HUCKSTEPP Craig	1989/90	19	158	1398.4	285	4135	217	19.1	6/13	7 21	29 2 5	39
13	MAZURKE Danny	1980/81	12	78	1102	232	3220	180	17.9	7/34	11 16	42 3 3	37
14	GIBBIE Mick	1991/92	13	141	897.1	126	3207	176	18.2	6/60	3 29	29 4 3	31
15	WILLCOX Steve	1989/90	19	132	1379	252	4370	176	24.8	5/30	3 20	25 2 2	47
16	CONLEY Andrew	1988/89	29	273	947	99	3749	175	21.4	7/80	3 22	25 1 4	32
17	DENIET Scott	2000/01	8	80	1060.1	238	3342	171	19.5	5/35	2 28	30 2 5	37
18	TONKIN Andrew	2002/03	15	164	1094.3	189	3981	162	24.6	5/28	3 17	23 - 4	41
19	SINCLAIR Bob	1979/80	8	57	790.1	202	1999	156	12.8	7/24	7 22	50 2 2	30
20	SIDON Brendon	2000/01	13	109	1120.2	228	3426	155	22.1	7/28	3 17	23 - 4	43
21	PAPAGALLO Frank	1980/81	7	56	794.2	176	2235	149	15.0	7/19	7 21	34 2 4	32
22	SCOTT Ron	1994/95	12	92	980.1	220	2829	148	19.1	9/32	5 11	25 2 2	40
23	DENIET Josh	2003/04	12	110	939.1	207	3026	138	21.9	7/26	4 15	48 1 1	41
24	BURTENSHAW Dave	1997/98	7	60	783.2	173	2277	137	16.6	6/47	6 17	33 3 1	34
25	McNAMARA Trinity	1993/94	10	77	742.1	135	2396	137	17.5	7/57	7 15	34 1 2	33
26	GREEN Anthony	1997/98	14	118	878.4	159	2959	133	22.2	6/20	4 10	19 - 5	40
27	RUSBY Shane	1990/91	8	70	806.4	213	1983	131	15.1	7/25	1 20	32 2 2	37
28	WILLIAMS Rowan	2008/09	9	92	866.2	227	2605	131	19.9	5/34	5 16	25 1 3	40
29	BRAMMY Simon	1994/95	13	95	847	170	2623	129	20.3	5/28	3 12	27 1 3	39
30	DEANE Andrew	1983/84	6	63	628.1	124	1927	124	15.5	6/21	6 17	47 2 2	30
31	HUMPHERY Peter	1991/92	10	88	911.2	153	3234	124	26.1	5/26	4 11	25 1 3	44
32	PATMORE Dave	1979/80	9	64	418.3	92	1260	111	11.4	6/28	6 13	41 3 -	23
33	BROWN Mike	1985/86	11	85	677	135	2178	104	20.9	6/51	5 7	23 - 4	39
34	LYNE Mick	1999/00	7	56	595.4	117	1998	100	20.0	6/10	3 13	30 1 2	36
35	PARHAM Trevor	1979/80	36	338	449	58	1748	93	18.8	5/11	2 10	18 - 2	29
36	ISLAM Robiul	2012/13	5	37	447.1	112	1247	91	13.7	6/45	4 17	30 1 2	29
37	HURCOMBE Peter	1979/80	4	37	599.1	172	1399	91	15.4	5/27	3 11	30 2 2	40
38	BRYSON Brett	2013/14	4	48	412	69	1427	91	15.7	6/22	4 8	33 2 1	27
39	FROST Justin	2005/06	6	59	522.1	57	2282	91	25.1	5/18	2 13	25 1 3	34
40	MATTHEWS Jacob	2010/11	7	52	512.3	97	1672	86	19.4	5/43	2 11	22 - 3	36
41	STEER Peter	1982/83	8	62	482.4	78	1709	85	20.1	7/14	4 8	39 1 -	34
42	HODGE David	1979/80	14	101	521.1	110	1550	82	18.9	4/31	- 10	20 - 1	38
43	DEY Richard	1993/94	22	209	464.4	73	1679	82	20.5	5/57	1 8	17 - 1	34
44	TONKIN Braedon	2007/08	10	104	540.1	71	2231	81	27.5	4/28	- 12	21 - 2	40
45	BARNETT Mick	1991/92	3	36	441.2	114	1026	78	13.2	7/28	3 10	32 1 2	34
46	PANSINI Angelo	2013/14	4	52	399.4	60	1318	74	17.8	7/7	3 6	26 1 2	32
47	GLENVILLE Jim	1995/96	7	35	318	56	1151	73	15.8	5/28	3 10	25 1 1	26
48	PATMORE Tim	1979/80	6	38	236.2	66	650	71	9.2	6/82	1 9	26 1 1	20
49	COCHRANE Herb	1983/84	2	19	345	98	680	71	9.6	9/39	6 6	38 2 -	29
50	JENNINGS Tony	1980/81	3	28	352	76	1060	71	14.9	5/13	2 9	31 2 -	30
51	EDWARDS Shaun	2004/05	4	27	409.4	73	1583	71	22.3	6/51	3 9	31 1 1	35
52	MYSTUIK Simon	2000/01	9	58	398.5	77	1270	68	18.7	6/45	3 7	16 - 3	35
53	YOUNG Peter	1989/90	8	64	291.3	48	922	67	13.8	4/4	- 6	22 - 1	26
54	CONROY Jason	1989/90	23	192	395.5	49	1637	66	24.8	4/37	- 6	11 -	36
55	HARPER Brent	2006/07	4	38	311	62	909	64	14.2	5/12	2 9	31 1 2	29
56	ROWE Brenton	1996/97	17	156	291.1	37	1278	64	20.0	5/27	1 9	15 - 1	27
57	HUXTABLE Andrew	1990/91	20	175	364	73	1211	63	19.2	6/6	1 8	16 - 1	35
58	TEMBY Paul	2000/01	17	187	370.1	69	1275	62	20.6	6/22	1 7	12 -	36
59	BEATTIE John	1999/00	4	30	277.3	71	751	60	12.5	6/42	1 8	31 1 1	28
60	SCHULTZ Kristian	1997/98	20	210	403.1	56	1529	60	25.5	5/22	1 6	18 - 1	40
61	BRUSNAHAN Dale	2014/15	3	40	392.5	83	1138	59	19.3	4/10	- 6	29 1 1	40
62	TRUSCOTT Chad	2010/11	6	31	294.5	57	944	56	16.9	5/46	2 5	25 1 1	32
63	JOYCE Steve	1979/80	6	42	338	64	1005	54	18.6	5/15	2 4	34 1 -	38
64	KNOWLES Matthew	1991/92	4	28	387.3	80	1287	53	24.3	5/33	2 6	19 - 3	44
65	GIBBIE Dom	1991/92	26	280	291.2	19	1402	53	26.5	5/38	1 6	10 -	33
66	HALL Michael	1987/88	9	69	281.5	43	984	52	18.9	5/23	3 5	21 - 1	33
67	PEARCE Mike	1988/89	3	30	361.5	65	1085	52	20.9	7/67	1 7	18 - 3	42
68	LISTON Dave	1997/98	2	20	303.1	64	856	50	17.1	7/55	3 6	26 1 1	36
69	MONAGHAN Scott	2013/14	4	45	272	58	891	48	18.6	4/37	- 4	15 - 2	34
70	CORNELISSEN Jack	2015/16	2	26	177	48	464	47	9.9	5/6	1 8	28 1 1	23
71	FERGUSON Lachlan	2014/15	3	37	216.3	55	630	44	14.3	5/41	1 8	17 - 2	30
72	LANDORF Jason	1993/94	4	29	249.1	37	961	43	22.3	5/43	4 3	19 - 1	35
73	LUONG Bang	1995/96	10	80	223.3	29	904	41	22.0	4/42	- 6	15 - 1	33
74	CADD Anthony	2008/09	5	42	325.5	55	1077	41	26.3	3/40	- 5	14 -	48
75	ARMAN Ben	2011/12	6	33	211	32	846	40	21.2	4/55	- 7	17 - 1	32
76	EDWARDS Rob	1982/83	28	259	268.4	18	1106	40	27.7	4/25	- 7	7 -	40

**BEST BOWLING AVERAGE (MIN.200 OVERS) IN CAREER**

Rank	Player Name	Debut	Yrs	Gam	Overs	Mdn	Runs	Wkts	Average
1	PATMORE Tim	1979/80	6	38	236.2	66	650	71	9.2
2	COCHRANE Herb	1983/84	2	19	345	98	680	71	9.6
3	PATMORE Dave	1979/80	9	64	418.3	92	1260	111	11.4
4	BEATTIE John	1999/00	4	30	277.3	71	751	60	12.5
5	SINCLAIR Bob	1979/80	8	57	790.1	202	1999	156	12.8
6	BARNETT Mick	1991/92	3	36	441.2	114	1026	78	13.2
7	ISLAM Robiul	2012/13	5	37	447.1	112	1247	91	13.7
8	YOUNG Peter	1989/90	8	64	291.3	48	922	67	13.8
9	HARPER Brent	2006/07	4	38	311	62	909	64	14.2
10	FERGUSON Lachlan	2014/15	3	37	216.3	55	630	44	14.3
11	JENNINGS Tony	1980/81	3	28	352	76	1060	71	14.9
12	GIBBIE John	1991/92	9	93	1034.5	144	3822	255	15.0
13	PAPAGALLO Frank	1980/81	7	56	794.2	176	2235	149	15.0
14	RUSBY Shane	1990/91	8	70	806.4	213	1983	131	15.1
15	COOMBE Peter A	1982/83	14	110	1209.3	145	4207	275	15.3

**MOST SEASONS TAKING 15+ WICKETS IN CAREER**

Rank	Player Name	Debut	Yrs	Gam	Best Season	Season Aggregates				Total 15+	% of Seasons
						30	25	20	15		
1	WILKIN Anthony	1991/92	26	286	47	4	5	7	5	21	80.8
2	MARSHALL Ashley	1996/97	21	240	33	1	6	7	4	18	85.7
3	BELL Geoff	1980/81	33	312	44	4	3	4	4	15	45.5
4	SMITH John	1980/81	36	322	34	2	1	3	8	14	38.9
5	WILLIAMS John	1984/85	16	153	33	2	4	5	-	11	68.8
6	WILLIAMS Scott	1983/84	24	188	27	-	4	3	4	11	45.8
7	BROWN David F	1994/95	20	168	31	1	2	4	3	10	50.0
8	COOMBE Peter A	1982/83	14	110	34	3	3	2	1	9	64.3
9	CRAIGIE Grant	1985/86	26	270	27	-	2	2	5	9	34.6
10	GIBBIE John	1991/92	9	93	57	4	1	2	1	8	88.9
11	DENIET Scott	2000/01	8	80	30	1	1	4	1	7	87.5
12	GIBBIE Mick	1991/92	13	141	29	-	4	2	1	7	53.8
13	HUCKSTEPP Craig	1989/90	19	158	29	-	2	2	3	7	36.8
14	PAPAGALLO Frank	1980/81	7	56	34	1	1	3	1	6	85.7
15	MAZURKE Danny	1980/81	12	78	42	2	1	2	1	6	50.0
16	BROWNE Noel	1990/91	19	151	34	1	1	1	3	6	31.6

**MOST 3 WICKET INNINGS IN CAREER**

Rank	Player Name	Debut	Yrs	Gam	Inn Bowled	Innings figures of				Total 3+ wkt	% of Innings
						6wkt	5wkt	4wkt	3wkt		
1	WILKIN Anthony	1991/92	26	286	289	7	18	26	54	105	36.3
2	MARSHALL Ashley	1996/97	21	240	238	6	4	23	41	74	31.1
3	BELL Geoff	1980/81	33	312	273	5	9	23	33	70	25.6
4	SMITH John	1980/81	36	322	257	5	10	17	30	62	24.1
5	WILLIAMS John	1984/85	16	153	159	3	7	15	30	55	34.6
6	COOMBE Peter A	1982/83	14	110	113	4	8	19	21	52	46.0
7	GIBBIE John	1991/92	9	93	92	9	10	15	17	51	55.4
8	WILLIAMS Scott	1983/84	24	188	193	3	6	11	28	48	24.9
9	BROWN David F	1994/95	20	168	147	3	1	17	19	40	27.2
10	BROWNE Noel	1990/91	19	151	152	3	6	7	23	39	25.7
11	GIBBIE Mick	1991/92	13	141	89	1	2	12	17	32	36.0
12	CRAIGIE Grant	1985/86	26	270	153	3	5	8	15	31	20.3
13	DENIET Scott	2000/01	8	80	91	-	2	13	15	30	33.0
14	SINCLAIR Bob	1979/80	8	57	76	2	5	7	15	29	38.2
15	PAPAGALLO Frank	1980/81	7	56	66	3	4	3	18	28	42.4
16	HUCKSTEPP Craig	1989/90	19	158	169	6	1	5	16	28	16.6

**MOST WICKETS PER INNINGS BOWLED (MIN.200 OVERS) IN CAREER**

Rank	Player Name	Debut	Yrs	Gam	Innings Bowled	Wkts	Wickets per Inn	Balls per Inn	Balls per Wkt
1	COCHRANE Herb	1983/84	2	19	21	71	3.38	99	29.2
2	GIBBIE John	1991/92	9	93	92	255	2.77	67	24.3
3	COOMBE Peter A	1982/83	14	110	113	275	2.43	64	26.4
4	ISLAM Robiul	2012/13	5	37	39	91	2.33	69	29.5
5	PAPAGALLO Frank	1980/81	7	56	66	149	2.26	72	32.0
6	EDWARDS Shaun	2004/05	4	27	32	71	2.22	77	34.6
7	LISTON Dave	1997/98	2	20	23	50	2.17	79	36.4
8	SMITH Dave	2003/04	3	17	18	39	2.17	80	36.8
9	BURTENSHAW Dave	1997/98	7	60	65	137	2.11	72	34.3
10	PATMORE Dave	1979/80	9	64	54	111	2.06	47	22.6
11	SINCLAIR Bob	1979/80	8	57	76	156	2.05	62	30.4
12	BARNETT Mick	1991/92	3	36	38	78	2.05	70	33.9
13	WILLIAMS John	1984/85	16	153	159	326	2.05	78	38.2
14	LANDORF Jason	1993/94	4	29	21	43	2.05	71	34.8
15	MAZURKE Danny	1980/81	12	78	89	180	2.02	74	36.7



### MOST TIMES BEST BOWLING FIGURES IN MATCH IN CAREER

Rank	Player Name	Debut	Yrs	Gam	no. times Best Fig	% of Matches	Seasons with 4bf+ 3bf 2bf		
1	WILKIN Anthony	1991/92	26	286	75	26.2	8	8	4
2	MARSHALL Ashley	1996/97	21	240	59	24.6	7	6	4
3	SMITH John	1980/81	36	322	55	17.1	5	3	10
4	GIBBIE John	1991/92	9	93	43	46.2	6	2	-
5	BELL Geoff	1980/81	33	312	43	13.8	2	5	5
6	WILLIAMS John	1984/85	16	153	39	25.5	5	3	4
7	COOMBE Peter A	1982/83	14	110	37	33.6	5	3	2
8	WILLIAMS Scott	1983/84	24	188	32	17.0	3	2	5
9	BROWN David F	1994/95	20	168	30	17.9	2	2	7
10	CRAIGIE Grant	1985/86	26	270	24	8.9	-	3	4
11	BROWNE Noel	1990/91	19	151	23	15.2	2	1	5
12	HUCKSTEPP Craig	1989/90	19	158	23	14.6	1	3	4
13	WILLIAMS Rowan	2008/09	9	92	22	23.9	3	2	2
14	PAPAGALLO Frank	1980/81	7	56	21	37.5	4	-	2
15	MAZURKE Danny	1980/81	12	78	21	26.9	3	-	3
16	WILLCOX Steve	1989/90	19	132	20	15.2	1	2	2
17	RUSBY Shane	1990/91	8	70	19	27.1	2	2	2
18	DENIET Scott	2000/01	8	80	19	23.8	2	1	2
19	CONLEY Andrew	1988/89	29	273	19	7.0	1	3	2
20	BURTENSHAW Dave	1997/98	7	60	18	30.0	1	3	-
21	GIBBIE Mick	1991/92	13	141	18	12.8	2	-	4
22	TONKIN Andrew	2002/03	15	164	17	10.4	-	-	6
23	SINCLAIR Bob	1979/80	8	57	16	28.1	2	-	1
24	DEANE Andrew	1983/84	6	63	16	25.4	2	1	1
25	SCOTT Ron	1994/95	12	92	16	17.4	1	-	5
26	BRAMMY Simon	1994/95	13	95	16	16.8	-	3	2
27	LYNE Mick	1999/00	7	56	15	26.8	1	2	2
28	DENIET Josh	2003/04	12	110	15	13.6	1	-	1
29	McNAMARA Trinity	1993/94	10	77	13	16.9	1	1	2
30	SIDON Brendon	2000/01	13	109	13	11.9	-	1	2
31	BARNETT Mick	1991/92	3	36	12	33.3	2	1	-
32	GREEN Anthony	1997/98	14	118	12	10.2	-	1	3
33	EDWARDS Shaun	2004/05	4	27	11	40.7	1	1	1
34	ISLAM Robiul	2012/13	5	37	11	29.7	-	3	1
35	MATTHEWS Jacob	2010/11	7	52	11	21.2	1	1	-
36	FROST Justin	2005/06	6	59	11	18.6	-	1	3
37	BRYSON Brett	2013/14	4	48	10	20.8	-	3	-
38	MYSTUIK Simon	2000/01	9	58	10	17.2	-	1	2
39	BROWN Mike	1985/86	11	85	10	11.8	-	2	1
40	HODGE David	1979/80	14	101	10	9.9	-	1	2

### HIGHEST PERCENT OF TEAM WICKETS TAKEN (MIN.200 OVERS) IN CAREER

Rank	Player Name	Debut	Yrs	Gam	Player Wickets	Team Wickets	% of Team Wickets
1	COCHRANE Herb	1983/84	2	19	71	212	33.49
2	EDWARDS Shaun	2004/05	4	27	71	240	29.58
3	GIBBIE John	1991/92	9	93	255	874	29.18
4	ISLAM Robiul	2012/13	5	37	91	320	28.44
5	PAPAGALLO Frank	1980/81	7	56	149	551	27.04
6	LISTON Dave	1997/98	2	20	50	190	26.32
7	SMITH Dave	2003/04	3	17	39	150	26.00
8	COOMBE Peter A	1982/83	14	110	275	1059	25.97
9	BURTENSHAW Dave	1997/98	7	60	137	558	24.55
10	WILKIN Anthony	1991/92	26	286	578	2440	23.69
11	DENIET Scott	2000/01	8	80	171	740	23.11
12	MAZURKE Danny	1980/81	12	78	180	782	23.02
13	BARNETT Mick	1991/92	3	36	78	341	22.87
14	SINCLAIR Bob	1979/80	8	57	156	683	22.84
15	GLENVILLE Jim	1995/96	7	35	73	323	22.60
16	WILLIAMS John	1984/85	16	153	326	1460	22.33
17	KNOWLES Matthew	1991/92	4	28	53	244	21.72
18	BRYSON Brett	2013/14	4	48	91	426	21.36
19	MARSHALL Ashley	1996/97	21	240	427	2026	21.08
20	TRUSCOTT Chad	2010/11	6	31	56	277	20.22
21	BEATTIE John	1999/00	4	30	60	297	20.20
22	LYNE Mick	1999/00	7	56	100	497	20.12
23	RUSBY Shane	1990/91	8	70	131	657	19.94
24	MATTHEWS Jacob	2010/11	7	52	86	432	19.91
25	PEARCE Mike	1988/89	3	30	52	262	19.85
26	DEANE Andrew	1983/84	6	63	124	633	19.59
27	HURCOMBE Peter	1979/80	4	37	91	466	19.53
28	JENNINGS Tony	1980/81	3	28	71	368	19.29
29	McNAMARA Trinity	1993/94	10	77	137	716	19.13
30	LANDORF Jason	1993/94	4	29	43	226	19.03

**BEST BOWLING STRIKE RATE (MIN.200 OVERS) IN CAREER**

Rank	Player Name	Debut	Yrs	Gam	Balls Bowled	Wickets Taken	Balls per Wkt
1	PATMORE Tim	1979/80	6	38	1418	71	19.97
2	PATMORE Dave	1979/80	9	64	2511	111	22.62
3	GIBBIE John	1991/92	9	93	6209	255	24.35
4	YOUNG Peter	1989/90	8	64	1749	67	26.10
5	GLENVILLE Jim	1995/96	7	35	1908	73	26.14
6	COOMBE Peter A	1982/83	14	110	7257	275	26.39
7	BRYSON Brett	2013/14	4	48	2472	91	27.16
8	ROWE Brenton	1996/97	17	156	1747	64	27.30
9	BEATTIE John	1999/00	4	30	1665	60	27.75
10	PARHAM Trevor	1979/80	36	338	2694	93	28.97
11	COCHRANE Herb	1983/84	2	19	2070	71	29.15
12	HARPER Brent	2006/07	4	38	1866	64	29.16
13	MARSHALL Ashley	1996/97	21	240	12580	427	29.46
14	ISLAM Robiul	2012/13	5	37	2683	91	29.48
15	FERGUSON Lachlan	2014/15	3	37	1299	44	29.52
16	JENNINGS Tony	1980/81	3	28	2112	71	29.75
17	SINCLAIR Bob	1979/80	8	57	4741	156	30.39
18	DEANE Andrew	1983/84	6	63	3769	124	30.40
19	GIBBIE Mick	1991/92	13	141	5383	176	30.59
20	SMITH John	1980/81	36	322	12913	421	30.67
21	TRUSCOTT Chad	2010/11	6	31	1769	56	31.59
22	ARMAN Ben	2011/12	6	33	1266	40	31.65
23	PAPAGALLO Frank	1980/81	7	56	4766	149	31.99
24	PANSINI Angelo	2013/14	4	52	2398	74	32.41
25	CONLEY Andrew	1988/89	29	273	5682	175	32.47

**LEAST RUNS CONCEDED PER OVER (MIN.200 OVERS) IN CAREER**

Rank	Player Name	Debut	Yrs	Gam	Overs	Mdns	Runs	Runs per 100balls	Runs per Over
1	COCHRANE Herb	1983/84	2	19	345	98	680	32.85	1.97
2	BARNETT Mick	1991/92	3	36	441.2	114	1026	38.75	2.32
3	HURCOMBE Peter	1979/80	4	37	599.1	172	1399	38.92	2.33
4	RUSBY Shane	1990/91	8	70	806.4	213	1983	40.97	2.46
5	WILLIAMS John	1984/85	16	153	2075.1	501	5107	41.02	2.46
6	SINCLAIR Bob	1979/80	8	57	790.1	202	1999	42.16	2.53
7	BLACK Paul	1991/92	3	21	220.1	51	565	42.77	2.57
8	BROOKER Christian	2013/14	4	38	253	61	656	43.21	2.59
9	WILKIN Anthony	1991/92	26	286	3563.4	926	9369	43.82	2.63
10	MITCHELL Rick	1990/91	4	32	293.4	69	776	44.04	2.64
11	BEATTIE John	1999/00	4	30	277.3	71	751	45.11	2.71
12	PATMORE Tim	1979/80	6	38	236.2	66	650	45.84	2.75
13	BELL Geoff	1980/81	33	312	2846.2	649	7898	46.25	2.77
14	ISLAM Robiul	2012/13	5	37	447.1	112	1247	46.48	2.79
15	KUSTERMANN Bernie	1988/89	4	23	231	46	649	46.83	2.81
16	PAPAGALLO Frank	1980/81	7	56	794.2	176	2235	46.89	2.81
17	LISTON Dave	1997/98	2	20	303.1	64	856	47.06	2.82
18	WILLIAMS Scott	1983/84	24	188	2126	464	6087	47.72	2.86
19	SCOTT Ron	1994/95	12	92	980.1	220	2829	48.10	2.89
20	BRUSNAHAN Dale	2014/15	3	40	392.5	83	1138	48.28	2.90
21	BURTENSHAW Dave	1997/98	7	60	783.2	173	2277	48.45	2.91
22	FERGUSON Lachlan	2014/15	3	37	216.3	55	630	48.50	2.91
23	MAZURKE Danny	1980/81	12	78	1102	232	3220	48.70	2.92
24	HARPER Brent	2006/07	4	38	311	62	909	48.71	2.92
25	HUCKSTEPP Craig	1989/90	19	158	1398.4	285	4135	49.27	2.96

**HIGHEST PERCENT OF HORRIBLE OVERS - 10 RUNS OR MORE (MIN.200 OVERS) IN CAREER**

Rank	Player Name	Debut	Yrs	Gam	Overs Bowled	Overs Conceding 20+ 15-19 10-14	Tot 10+ Overs	%of 10+ Overs	Runs per Over
1	GIBBIE Dom	1991/92	26	280	291.2	2 4 27	33	11.33	4.81
2	FROST Justin	2005/06	6	59	522.1	- 8 48	56	10.72	4.37
3	ROWE Brenton	1996/97	17	156	291.1	- 5 23	28	9.62	4.39
4	DAVIDSON Phil	1993/94	23	198	229.2	- 1 21	22	9.59	4.37
5	TONKIN Braedon	2007/08	10	104	540.1	4 6 37	47	8.70	4.13
6	CONROY Jason	1989/90	23	192	395.5	1 6 27	34	8.59	4.14
7	LANDORF Jason	1993/94	4	29	249.1	- 3 17	20	8.03	3.86
8	SCHULTZ Kristian	1997/98	20	210	403.1	1 5 26	32	7.94	3.79
9	MARKS Greg	2009/10	8	85	230.1	- 4 14	18	7.82	3.57
10	GIBBIE John	1991/92	9	93	1034.5	2 14 61	77	7.44	3.69
11	SWIFT Andrew	1999/00	14	82	201.4	2 3 10	15	7.44	4.58
12	PARHAM Trevor	1979/80	36	338	449	1 9 23	33	7.35	3.89
13	LUONG Bang	1995/96	10	80	223.3	- 2 14	16	7.16	4.04
14	EDWARDS Shaun	2004/05	4	27	409.4	3 3 23	29	7.08	3.86
15	MILDREN Bryan	2013/14	3	29	217.4	1 1 13	15	6.89	3.40

**MOST WICKETS BOWLED, LBW & STUMPED IN CAREER**

Rank	Player Name	Debut	Yrs	Gam	BOWLED	Tot.Wkts	% Bowled
1	WILKIN Anthony	1991/92	26	286	187	578	32.4
2	BELL Geoff	1980/81	33	312	163	468	34.8
3	WILLIAMS John	1984/85	16	153	158	326	48.5
4	WILLIAMS Scott	1983/84	24	188	131	325	40.3
5	MARSHALL Ashley	1996/97	21	240	113	427	26.5
6	SMITH John	1980/81	36	322	104	421	24.7
7	HUCKSTEPP Craig	1989/90	19	158	89	217	41.0
8	BROWN David F	1994/95	20	168	76	271	28.0
9	PAPAGALLO Frank	1980/81	7	56	75	149	50.3
10	CRAIGIE Grant	1985/86	26	270	70	229	30.6

Rank	Player Name	Debut	Yrs	Gam	LBW's	Tot.Wkts	% LBW
1	WILKIN Anthony	1991/92	26	286	52	578	9.0
2	SMITH John	1980/81	36	322	51	421	12.1
3	BELL Geoff	1980/81	33	312	44	468	9.4
4	MARSHALL Ashley	1996/97	21	240	43	427	10.1
5	WILLIAMS John	1984/85	16	153	39	326	12.0
6	WILLIAMS Scott	1983/84	24	188	32	325	9.8
7	SIDON Brendon	2000/01	13	109	28	155	18.1
8	CRAIGIE Grant	1985/86	26	270	27	229	11.8
9	DENIET Josh	2003/04	12	110	22	138	15.9
10	HUCKSTEPP Craig	1989/90	19	158	22	217	10.1

Rank	Player Name	Debut	Yrs	Gam	STUMPED	Tot.Wkts	% Stumped
1	COOMBE Peter A	1982/83	14	110	61	275	22.2
2	BROWNE Noel	1990/91	19	151	57	244	23.4
3	GIBBIE John	1991/92	9	93	41	255	16.1
4	CONLEY Andrew	1988/89	29	273	39	175	22.3
5	GIBBIE Mick	1991/92	13	141	32	176	18.2
6	SMITH John	1980/81	36	322	13	421	3.1
7	FROST Justin	2005/06	6	59	12	91	13.2
8	PATMORE Tim	1979/80	6	38	10	71	14.1
9	PARHAM Trevor	1979/80	36	338	10	93	10.8
10	PATMORE Dave	1979/80	9	64	10	111	9.0

**OVER BY OVER BOWLING ANALYSIS IN CAREER**

Rank	Player Name	Debut	Yrs	Gam	WICKETS in Overs				AVERAGE in Overs				STRIKE/R in Overs				RUNS/OVER in Overs			
					1-5	6-10	11+	ALL	1-5	6-10	11+	ALL	1-5	6-10	11+	ALL	1-5	6-10	11+	ALL
1	WILKIN Anthony	1991/92	26	286	164	179	232	578	20	17	13	16	51	39	26	37	2.3	2.6	3.0	2.6
2	BELL Geoff	1980/81	33	312	194	153	120	468	18	17	15	17	41	38	28	36	2.7	2.7	3.2	2.8
3	MARSHALL Ashley	1996/97	21	240	206	166	55	427	18	16	17	17	33	26	27	29	3.3	3.7	3.7	3.5
4	SMITH John	1980/81	36	322	209	137	73	421	17	18	18	17	33	30	27	31	3.1	3.5	4.0	3.4
5	WILLIAMS John	1984/85	16	153	109	96	121	326	15	17	16	16	43	42	32	38	2.0	2.4	2.9	2.5
6	WILLIAMS Scott	1983/84	24	188	126	114	85	325	19	18	19	19	44	39	33	39	2.6	2.8	3.4	2.9
7	COOMBE Peter A	1982/83	14	110	105	105	65	275	17	14	15	15	31	23	26	26	3.3	3.6	3.4	3.5
8	BROWN David F	1994/95	20	168	113	86	72	271	18	20	15	18	36	36	27	34	3.0	3.2	3.4	3.2
9	GIBBIE John	1991/92	9	93	102	75	78	255	15	16	14	15	25	25	22	24	3.6	3.8	3.7	3.7
10	BROWNE Noel	1990/91	19	151	102	88	54	244	26	24	20	24	43	38	34	39	3.7	3.8	3.6	3.7
11	CRAIGIE Grant	1985/86	26	270	97	70	62	229	23	25	16	22	45	42	25	38	3.1	3.5	3.9	3.4
12	HUCKSTEPP Craig	1989/90	19	158	115	80	21	217	20	18	21	19	41	34	43	39	2.9	3.1	3.0	3.0
13	MAZURKE Danny	1980/81	12	78	55	64	49	180	21	16	19	18	46	33	34	37	2.7	2.9	3.4	2.9
14	GIBBIE Mick	1991/92	13	141	80	58	38	176	17	18	20	18	32	31	29	31	3.3	3.6	4.0	3.6
15	WILLCOX Steve	1989/90	19	132	71	63	42	176	28	26	17	25	58	45	32	47	2.9	3.5	3.1	3.2
16	CONLEY Andrew	1988/89	29	273	78	58	39	175	26	17	18	21	39	29	25	32	4.0	3.6	4.2	4.0
17	DENIET Scott	2000/01	8	80	50	72	49	171	24	17	19	20	54	30	31	37	2.7	3.3	3.7	3.2
18	TOKIN Andrew	2002/03	15	164	72	65	25	162	27	21	27	25	49	34	33	41	3.4	3.6	4.8	3.6
19	SINCLAIR Bob	1979/80	8	57	59	51	46	156	15	14	9	13	37	32	20	30	2.4	2.5	2.8	2.5
20	SIDON Brendon	2000/01	13	109	68	48	39	155	22	23	22	22	46	49	34	43	2.8	2.9	3.8	3.1
21	PAPAGALLO Frank	1980/81	7	56	53	57	39	149	16	14	16	15	37	29	30	32	2.6	2.8	3.2	2.8
22	SCOTT Ron	1994/95	12	92	57	50	41	148	20	21	15	19	48	37	31	40	2.5	3.4	2.9	2.9
23	DENIET Josh	2003/04	12	110	62	50	26	138	24	20	20	22	47	38	33	41	3.0	3.2	3.8	3.2
24	BURTENSHAW Dave	1997/98	7	60	46	35	56	137	19	20	12	17	41	42	24	34	2.8	2.9	3.1	2.9
25	McNAMARA Trinity	1993/94	10	77	46	55	36	137	24	14	15	17	45	27	27	33	3.2	3.2	3.3	3.2
26	GREEN Anthony	1997/98	14	118	65	38	30	133	24	26	13	22	45	45	21	40	3.2	3.5	3.7	3.4
27	RUSBY Shane	1990/91	8	70	47	52	32	131	15	14	18	15	45	33	32	37	2.0	2.5	3.4	2.5
28	WILLIAMS Rowan	2008/09	9	92	50	51	30	131	24	15	20	20	52	32	33	40	2.8	2.9	3.7	3.0
29	BRAMMY Simon	1994/95	13	95	49	53	27	129	27	17	15	20	53	34	28	39	3.1	2.9	3.4	3.1
30	DEANE Andrew	1983/84	6	63	56	37	27	124	15	17	17	16	31	31	30	30	2.9	3.2	3.3	3.1
31	HUMPHERY Peter	1991/92	10	88	52	50	22	124	29	22	29	26	52	36	44	44	3.4	3.6	3.9	3.5
32	PATMORE Dave	1979/80	9	64	61	41	9	111	11	9	24	11	23	20	40	23	2.9	2.8	3.6	3.0
33	BROWN Mike	1985/86	11	85	51	27	25	104	21	29	12	21	40	52	24	39	3.1	3.3	3.1	3.2
34	LYNE Mick	1999/00	7	56	39	41	20	100	20	20	20	20	44	32	29	36	2.7	3.8	4.2	3.4
35	PARHAM Trevor	1979/80	36	338	62	22	9	93	19	19	12	19	31	29	19	29	3.8	3.9	3.8	3.9
36	ISLAM Robiul	2012/13	5	37	27	32	32	91	15	15	11	14	42	29	21	29	2.2	3.1	3.2	2.8
37	HURCOMBE Peter	1979/80	4	37	30	32	29	91	20	15	11	15	54	39	26	40	2.2	2.3	2.6	2.3
38	BRYSON Brett	2013/14	4	48	48	33	10	91	16	16	16	16	30	24	26	27	3.1	4.0	3.6	3.5
39	FROST Justin	2005/06	6	59	56	24	11	91	22	29	34	25	30	42	41	34	4.4	4.1	4.9	4.4
40	MATTHEWS Jacob	2010/11	7	52	44	29	13	86	18	20	21	19	35	36	38	36	3.2	3.3	3.4	3.3

## ALL TIME BEST PARTNERSHIPS

Rank	Wkt	Runs	Player Names	GrDv	Opposition	Rnd	Year
1	1st	260*	PANSINI Angelo 212* & HUGHES Peter 40*	D 7	HAMILTON	2	2015/16
2	1st	242*	BALYM Anton 104* & FERGUSON Haimish 140*	A 3	SHEIDOW PARK	3	2016/17
3	2nd	238*	CRAIGIE Grant 109* & CONLEY Andrew 163*	C 6	SOUTH ROAD	2	2011/12
4	4th	228*	CONROY Brian 153* & NOBLE Bob 65*	B 5	KENILWORTH	7	1982/83
5	1st	211*	LIPSETT Wes 104* & SCHULTZ Kristian 100*	A 2	SHEIDOW PARK	4	2013/14
6	1st	211	HARRIS Glenn 126 & HUGHES Peter 125	D 7	WOODCROFT	FS	2015/16
7	5th	204*	BROWN David F 71* & PARHAM Trevor 179*	C 5	ST GEORGE	9	2004/05
8	2nd	194	SCHMIAUKE Marc 88 & BELSAK Andrew 117	A 2	MORPHETTville	3	2015/16
9	4th	190*	EDWARDS Rob 106* & PARHAM Trevor 105*	A 1	STATE BANK	8	1987/88
10	2nd	186	BURNETT Christian 82 & CONLEY Andrew 126	C 6	ICC SHARKS	4	2009/10
11	2nd	184	CONLEY Andrew 85 & MONAGHAN Scott 114	B 4	SOUTH PARK	11	2013/14
12	2nd	184	MONAHAN Phil 73 & JELBERT Curtis 114	D 8	COVE	3	2016/17
13	3rd	181	BELL Geoff 56 & HODGE Andrew 123	D 5	HECTORVILLE	3	1997/98
14	2nd	180	BALYM Anton 81 & SCHMIAUKE Marc 112	A 3	COROMANDEL RAM	4	2016/17
15	3rd	179	THOMSON Peter 118 & COLTON Don 75*	D 5	MODBURY HEIGHT	7	1994/95
16	4th	172	RILEY Ian 45 & CONLEY Andrew 161	A 1	SHEIDOW PARK	10	1995/96
17	4th	168*	SHAW Phil 100* & YOUNG Peter 123*	C 5	KESWICK	4	1991/92
18	4th	168	HOPPENBROUWERS Ron 63 & HODGE Andrew 112	D 5	KENILWORTH	9	1994/95
19	6th	165	HODGE Andrew 71 & WILLIAMS John 108*	A 1	COROMANDEL RAM	1	1988/89
20	3rd	165	COOMBE Craig 29 & HARRISON Graham 207	D 6	MITCHAM	2	1991/92
21	3rd	163	GIBBIE Dom 50 & HUGHES Peter 107	C 4	COROMANDEL	9	1993/94
22	6th	162	BURNETT Bill 108 & WILLIAMS John 106*	A 1	ANZ BANK	10	1990/91
23	2nd	160	BURNETT Tom 81 & DEANE Andrew 106	A 1	SOUTH ROAD	5	1987/88
24	5th	160	LIPSETT Wes 69 & HARPER Brent 96	A 2	KESWICK	GF	2009/10
25	3rd	159*	GIBBIE Dom 31* & CONLEY Andrew 120*	C 6	COROMANDEL RAM	7	2011/12
26	5th	159	CONROY Brian 111 & BELL Geoff 69	D 6	MODBURY HEIGHT	FS	1992/93
27	1st	158	PALMER Dave 59 & TONKIN Andrew 105	B 4	ICC SHARKS	2	2012/13
28	1st	157	EMERY Peter 122 & BALDOCK Gary 47	D 6	ST MARKS	7	1992/93
29	6th	156	CONROY Brian 97 & SMITH John 100*	D 6	KENILWORTH	4	1991/92
30	2nd	153	HUXTABLE Andrew 92 & McCULLOUGH Mick 66	C 4	COWANDILLA	1	1992/93
31	3rd	153	WILLIAMS Mark 64 & CONLEY Andrew 96	A 1	ICC SHARKS	8	2000/01
32	1st	151*	DEY Richard 52* & DAVIDSON Phil 81*	A 1	COROMANDEL RAM	7	2003/04
33	4th	151	NOBLE Bob 92 & HUGHES Peter 81	B 3	ROSEWATER	9	1985/86
34	2nd	149	CRAIGIE Grant 66 & CONLEY Andrew 90*	C 6	ADELAIDE INDIA	7	2010/11
35	3rd	149	GIBBIE Dom 48 & HARRIS Glenn 172	C 7	KENILWORTH	3	2016/17

## ALL TIME BEST PARTNERSHIPS FOR EACH WICKET

Rank	Wkt	Runs	Player Names	GrDv	Opposition	Rnd	Year
1	1st	260*	PANSINI Angelo 212* & HUGHES Peter 40*	D 7	HAMILTON	2	2015/16
2	1st	242*	BALYM Anton 104* & FERGUSON Haimish 140*	A 3	SHEIDOW PARK	3	2016/17
3	1st	211*	LIPSETT Wes 104* & SCHULTZ Kristian 100*	A 2	SHEIDOW PARK	4	2013/14
4	1st	211	HARRIS Glenn 126 & HUGHES Peter 125	D 7	WOODCROFT	FS	2015/16
5	1st	158	PALMER Dave 59 & TONKIN Andrew 105	B 4	ICC SHARKS	2	2012/13
1	2nd	238*	CRAIGIE Grant 109* & CONLEY Andrew 163*	C 6	SOUTH ROAD	2	2011/12
2	2nd	194	SCHMIAUKE Marc 88 & BELSAK Andrew 117	A 2	MORPHETTville	3	2015/16
3	2nd	186	BURNETT Christian 82 & CONLEY Andrew 126	C 6	ICC SHARKS	4	2009/10
4	2nd	184	CONLEY Andrew 85 & MONAGHAN Scott 114	B 4	SOUTH PARK	11	2013/14
5	2nd	184	MONAHAN Phil 73 & JELBERT Curtis 114	D 8	COVE	3	2016/17
1	3rd	181	BELL Geoff 56 & HODGE Andrew 123	D 5	HECTORVILLE	3	1997/98
2	3rd	179	THOMSON Peter 118 & COLTON Don 75*	D 5	MODBURY HEIGHT	7	1994/95
3	3rd	165	COOMBE Craig 29 & HARRISON Graham 207	D 6	MITCHAM	2	1991/92
4	3rd	163	GIBBIE Dom 50 & HUGHES Peter 107	C 4	COROMANDEL	9	1993/94
5	3rd	159*	GIBBIE Dom 31* & CONLEY Andrew 120*	C 6	COROMANDEL RAM	7	2011/12
1	4th	228*	CONROY Brian 153* & NOBLE Bob 65*	B 5	KENILWORTH	7	1982/83
2	4th	190*	EDWARDS Rob 106* & PARHAM Trevor 105*	A 1	STATE BANK	8	1987/88
3	4th	172	RILEY Ian 45 & CONLEY Andrew 161	A 1	SHEIDOW PARK	10	1995/96
4	4th	168*	SHAW Phil 100* & YOUNG Peter 123*	C 5	KESWICK	4	1991/92
5	4th	168	HOPPENBROUWERS Ron 63 & HODGE Andrew 112	D 5	KENILWORTH	9	1994/95
1	5th	204*	BROWN David F 71* & PARHAM Trevor 179*	C 5	ST GEORGE	9	2004/05
2	5th	160	LIPSETT Wes 69 & HARPER Brent 96	A 2	KESWICK	GF	2009/10
3	5th	159	CONROY Brian 111 & BELL Geoff 69	D 6	MODBURY HEIGHT	FS	1992/93
4	5th	148	HODGE Andrew 71 & BURNETT Bill 46*	A 5	KESWICK	9	1980/81
5	5th	135	GIBBIE John 52 & LANDORF Jason 95	D 5	NORWOOD UNION	1	1994/95
1	6th	165	HODGE Andrew 71 & WILLIAMS John 108*	A 1	COROMANDEL RAM	1	1988/89
2	6th	162	BURNETT Bill 108 & WILLIAMS John 106*	A 1	ANZ BANK	10	1990/91
3	6th	156	CONROY Brian 97 & SMITH John 100*	D 6	KENILWORTH	4	1991/92
4	6th	140	WEEKS Steve 45 & BURNETT Bill 153	A 1	MITCHELL PARK	2	1995/96
5	6th	133	MARSHALL Ashley 76 & DEY Richard 68	B 4	SHEIDOW PARK	1	2012/13
1	7th	124	SHAW Phil 51 & CONROY Brian 122	C 6	MODBURY HEIGHT	8	1990/91
2	7th	122*	SMITH John 38* & GARRICK Paul 74*	C 4	SHEIDOW PARK	10	1992/93
3	7th	116	HUCKSTEPP Craig 22 & DALY Mick 114*	C 6	MITSUBISHI	1	1990/91
4	7th	109	SHIPP Andrew 43 & COOMBE Peter A 58	B 2	KESWICK	9	1987/88
5	7th	107*	GIBBIE John 61* & HODGE Andrew 56*	D 5	HECTORVILLE	FS	1997/98
1	8th	126*	MARTIN Anthony 43* & MONAGHAN Scott 90*	B 4	MORPHETT VALE	7	2014/15
2	8th	118*	MARSHALL Ashley 45* & DEY Richard 66*	B 4	MORPHETT VALE	6	2015/16
3	8th	115	HALL John 18 & GIBBIE John 164*	D 5	MITSUBISHI	11	1993/94
4	8th	115	LUONG Bang 27 & BELL Geoff 98*	D 5	WESTMINSTER O.	10	1997/98
5	8th	101	HUGHES Peter 103 & WEBLEY Troy 95*	B 4	WESTERN YOUTH	11	2007/08
1	9th	119	MARSHALL Ashley 39 & TONKIN Andrew 61*	A 2	KESWICK	4	2008/09
2	9th	102	MAZURKE Danny 78 & ELLIS Steve 55*	C 6	PLYMPTON FOOTB	2	1990/91
3	9th	92	WILKIN Anthony 46 & SMITH John 40	B 3	SOUTH PARK	9	2005/06
4	9th	82	REVELL Glen 31 & BROWNE Noel 98*	C 6	SHEIDOW PARK	8	2010/11
5	9th	75	CONROY Brian 98 & CRAM Don 53	B 2	KENILWORTH	3	1987/88
1	10th	81	RUSSELL Nic 68 & DENIET Josh 21*	A 2	WESTERN YOUTH	6	2011/12
2	10th	80	TONKIN Andrew 64 & SMITH John 18*	C 4	NORTH HAVEN	3	2002/03
3	10th	79	WILLIAMS Scott 19 & BARKER Terry 59*	A 2	KESWICK	2	1983/84
4	10th	67	RANGER Brenton 35 & HODGE David 70*	B 6	COROMANDEL	2	1981/82
5	10th	64	BROWN Andrew 45 & JOYCE Steve 21*	D 5	COROMANDEL RAM	11	1994/95

## ALL TIME HIGHEST INDIVIDUAL SCORES

Rank	Playr Score	Player Name	Time Min	% Tm	% Cr	Scoring 6s	Stroke 4s	3s	2s	1s	Bat Pos	Grade & Div	Opposition	Rnd	Year
1	212*	PANSINI Angelo	100	82	82	17	18	-	10	18	Open	D 7	HAMILTON	2	2015/16
2	207	HARRISON Graham	156	66	81	7	30	1	7	28	No4	D 6	MITCHAM	2	1991/92
3	188	EDWARDS Rob	207	69	74	12	16	-	12	28	No3	C 5	SOUTHERN	10	1995/96
4	179*	PARHAM Trevor	234	63	63	3	25	-	10	41	Open	C 5	ST GEORGE	9	2004/05
5	172	HARRIS Glenn	188	61	65	6	25	-	7	22	No4	C 7	KENILWORTH	3	2016/17
6	164*	GIBBIE John	144	62	72	8	18	-	8	28	No8	D 5	MITSUBISHI	11	1993/94
7	163*	CONLEY Andrew	154	50	50	3	29	-	-	29	Open	C 6	SOUTH ROAD	2	2011/12
8	161	CONLEY Andrew	240	43	56	3	24	3	8	22	Open	A 1	SHEIDOW PARK	10	1995/96
9	156*	CONROY Brian	145	61	69	12	11	-	7	26	No4	B 5	ADELAIDE CAVAL	9	1982/83
10	155	EMERY Peter	115	42	84	21	4	-	-	13	Open	D 6	KESWICK	9	1992/93
11	153*	CONROY Brian	95	52	67	12	14	-	4	17	No5	B 5	KENILWORTH	7	1982/83
12	153	BURNETT Bill	285	60	60	1	13	5	22	36	No3	A 1	MITCHELL PARK	2	1995/96
13	146	MITCHELL Rick	132	47	79	7	14	1	12	21	Open	A 1	STATE BANK	11	1990/91
14	146	O'CONNELL Lachlan	153	45	78	9	14	2	7	16	Open	A 1	MORPHETTVILLE	4	1999/00
15	146	PANSINI Angelo	167	46	64	6	21	-	3	20	No3	B 4	COROMANDEL RAM	5	2013/14
16	144	HOLST Bill	202	51	60	2	23	-	7	26	No5	C 4	MITCHELL PARK	7	1992/93
17	140*	FERGUSON Haimish	158	52	52	1	23	-	9	24	Open	A 3	SHEIDOW PARK	3	2016/17
18	140	HALL Michael	250	39	46	-	23	-	6	36	Open	B 2	SHEIDOW PARK	6	1994/95
19	140	GIBBIE Dom	191	45	59	1	27	-	4	13	Open	C 5	ICC SHARKS	11	2001/02
20	140	PALMER Dave	212	56	58	3	13	2	20	24	Open	B 4	PLYMPTON FOOTB	1	2006/07
21	138	TEMBY Paul	103	48	62	14	8	-	2	18	No4	B 5	KESWICK	7	2016/17
22	136*	RUSSELL Nic	181	42	52	4	16	-	11	26	No4	C 5	ST GEORGE	3	2008/09
23	135*	EDWARDS Rob	232	50	50	3	16	-	8	32	No3	B 2	SHEIDOW PARK	2	1998/99
24	134	BELSAK Andrew	163	39	52	1	18	2	9	32	No3	B 5	NORTH HAVEN	5	2016/17
25	134	TEMBY Paul	143	53	68	4	21	-	6	14	No4	B 5	MITCHELL PARK	6	2016/17
26	133*	DALY Mick	188	49	49	5	19	-	2	23	Open	B 6	SOUTH ROAD	1	1981/82
27	133*	BURNETT Bill	200	44	50	1	18	-	-	55	No4	A 3	HECTORVILLE	3	1982/83
28	133	COOMBE Peter J	153	48	65	4	18	-	10	17	Open	D 6	NORTH PARK	3	1991/92
29	129*	CONLEY Andrew	254	50	50	1	19	-	5	37	Open	B 4	HAMILTON	10	2013/14
30	128	PARHAM Trevor	140	43	68	3	18	-	9	20	Open	C 7	SOUTH ROAD	2	2006/07
31	127*	MELLORS Greg	133	46	63	7	17	-	2	13	No4	D 6	SHEIDOW PARK	8	2002/03
32	126	CONLEY Andrew	207	47	50	1	20	-	5	30	Open	C 6	ICC SHARKS	4	2009/10
33	126	HARRIS Glenn	180	36	60	3	19	-	4	24	Open	D 7	WOODCROFT	FS	2015/16
34	126	PANSINI Angelo	51	63	80	10	10	1	5	13	Open	C 7	PORT NOARLUNGA	5	2016/17
35	125*	HODGE Andrew	148	45	54	3	16	-	11	21	No4	D 6	KENILWORTH	8	1996/97
36	125	HUGHES Peter	243	36	39	1	15	-	10	39	Open	D 7	WOODCROFT	FS	2015/16
37	124*	CONLEY Andrew	305	54	54	-	10	-	20	44	Open	A 1	KESWICK	8	1994/95
38	123*	YOUNG Peter	150	42	46	1	21	-	2	29	No3	C 5	KESWICK	4	1991/92
39	123*	HUGHES Peter	171	47	53	2	15	-	13	25	No4	B 4	NORTH HAVEN	8	2012/13
40	123	DALY Mick	161	43	67	3	16	-	10	21	Open	C 6	MITCHAM	3	1989/90
41	123	HODGE Andrew	120	58	68	3	19	3	5	10	No4	D 5	HECTORVILLE	3	1997/98
42	122*	CONLEY Andrew	233	51	51	-	19	-	8	30	Open	C 6	SOUTH PARK	FS	2009/10
43	122	CONROY Brian	84	41	78	10	10	-	3	16	No8	C 6	MODBURY HEIGHT	8	1990/91
44	122	EMERY Peter	95	48	78	11	10	-	-	16	Open	D 6	ST MARKS	7	1992/93
45	121*	TONKIN Andrew	100	43	68	9	13	-	1	13	No6	D 7	ST GEORGE	11	2013/14
46	120*	CONLEY Andrew	169	67	67	5	17	-	2	18	Open	C 6	COROMANDEL RAM	7	2011/12
47	120	PANSINI Angelo	141	49	53	5	14	-	5	24	No3	C 7	SOUTH PARK	7	2016/17
48	119	GIBBIE Mick	274	48	51	7	8	-	10	25	Open	B 3	SOUTHERN	GF	2001/02
49	118*	MITCHELL Rick	98	65	65	7	10	1	11	11	Open	A 1	ADELAIDE CAVAL	11	1993/94
50	118	THOMSON Peter	168	42	63	3	13	1	9	27	No3	D 5	MODBURY HEIGHT	7	1994/95
51	118	ALSOP Greg	185	44	52	2	10	1	13	37	Open	B 3	MORPHETTVILLE	3	2001/02
52	117	BELSAK Andrew	141	38	55	4	15	-	3	27	No3	A 2	MORPHETTVILLE	3	2015/16
53	116	HODGE Andrew	178	36	44	5	13	-	3	28	No4	D 6	KESWICK	10	1996/97
54	115*	SHIPP Andrew	135	41	52	-	14	7	8	22	No4	B 3	SOUTH ROAD	5	1985/86
55	115*	GIBBIE Dom	227	44	44	3	11	-	9	35	Open	C 5	COROMANDEL RAM	3	2001/02
56	114*	DALY Mick	120	38	65	6	13	-	5	16	No8	C 6	MITSUBISHI	1	1990/91
57	114	FORSTER Tony	154	39	56	-	21	1	7	13	Open	A 1	CAMPB' TOWN/ANZ	7	1997/98
58	114	MONAGHAN Scott	149	38	57	3	17	-	2	24	No3	B 4	SOUTH PARK	11	2013/14
59	114	JELBERT Curtis	140	34	52	4	15	-	2	26	No3	D 8	COVE	3	2016/17
60	113*	GIBBIE Mick	160	57	57	1	15	2	10	21	Open	B 2	SEACOMBE SALV'	5	1998/99
61	113	DALY Mick	140	42	62	2	15	-	7	27	Open	B 6	COROMANDEL RAM	6	1981/82
62	113	EDWARDS Rob	220	41	46	1	16	-	6	31	No3	C 5	ICC SHARKS	7	1996/97
63	113	ALSOP Greg	200	41	49	6	7	1	10	26	Open	B 3	HECTORVILLE	6	2001/02
64	113	McNAMARA Trinity	80	50	72	5	13	1	8	12	Open	A 2	NORTH HAVEN	11	2008/09
65	113	CONLEY Andrew	168	45	48	4	15	-	-	29	Open	C 6	WESTERN YOUTH	6	2009/10
66	113	BROOKER Christian	145	38	44	4	14	-	1	31	No3	B 4	SOUTH PARK	10	2014/15
67	112	HODGE Andrew	154	40	53	2	12	3	9	20	No4	D 5	KENILWORTH	9	1994/95
68	112	SCHMIAUKE Marc	147	35	61	-	19	1	7	19	No3	A 3	COROMANDEL RAM	4	2016/17
69	111*	BURNETT Bill	190	49	54	-	10	2	12	41	No4	A 2	CIVIL AVIATION	4	1983/84
70	111	CONROY Brian	70	56	69	8	11	-	4	11	No5	B 6	M.P.S.M.	3	1981/82
71	111	CONROY Brian	118	46	70	7	9	-	7	19	No6	D 6	MODBURY HEIGHT	FS	1992/93
72	111	McNAMARA Trinity	114	47	65	10	5	-	12	7	No6	C 5	PLYMPTON FOOTB	9	1996/97
73	111	MELLORS Greg	135	43	59	4	10	-	8	31	No6	D 5	PLYMPTON FOOTB	6	1999/00
74	110*	BURNETT Bill	162	44	58	4	9	1	9	29	No5	A 2	ANZ BANK	7	1984/85
75	110*	PANSINI Angelo	97	66	66	2	15	1	6	23	No3	C 7	MITCHELL PARK	6	2016/17
76	110	BURNETT Bill	230	53	59	-	9	6	13	30	No4	A 2	KARANA	FS	1984/85
77	110	FORSTER Tony	269	43	51	7	5	1	9	27	Open	A 1	PLYMPTON FOOTB	1	1997/98
78	109*	CRAIGIE Grant	100	33	46	8	10	-	1	19	No3	C 6	SOUTH ROAD	2	2011/12
79	109	HOLST Bill	212	52	54	-	11	1	10	42	Open	C 6	NORTH HAVEN	8	1989/90
80	109	GIBBIE John	190	44	52	4	6	2	15	25	No6	D 6	COROMANDEL	GF	1996/97
81	109	O'CONNELL Lachlan	89	63	83	10	7	-	5	11	Open	A 1	COROMANDEL	10	2000/01
82	109	SWIFT Andrew	105	69	69	5	14	-	3	17	Open	D 6	KENILWORTH	1	2003/04
83	108*	CAMPBELL Peter	55	62	84	11	8	-	-	10	No3	B 7	PLYMPTON FOOTB	4	1980/81
84	108*	WILLIAMS John	95	38	58	7	9	-	5	20	No7	A 1	COROMANDEL RAM	1	1988/89
85	108*	PARHAM Trevor	150	28	50	-	16	2	5	28	No4	A 1	KENILWORTH	11	1994/95
86	108	BURNETT Bill	185	29	42	-	11	3	15	25	No5	A 1	ANZ BANK	10	1990/91
87	108	GIBBIE John	141	40	59	5	11	-	2	30	No3	D 6	PLYMPTON FOOTB	7	1995/96
88	108	CRAIGIE Grant	118	26	52	4	13	-	-	32	No5	C 6	PORT NOARLUNGA	2	2014/15
89	107*	EDWARDS Rob	152	52	52	1	11	1	12	30	Open	B 3	COWANDILLA	9	1990/91
90	107*	HEDGER John	200	56	64	1	10	1	17	24	No5	A 1	PLYMPTON FOOTB	1	1991/92
91	107*	HUGHES Peter	118	60	63	-	22	-	1	17	No4	B 3	KESWICK	4	2010/11
92	107	HUGHES Peter	154	41	55	1	13	-	5	39	No4	C 4	COROMANDEL	9	1993/94

## ALL TIME HIGHEST INDIVIDUAL SCORES ...CONTINUED...

Rank	Playr Score	Player Name	Time Min	% Tm	% Cr	Scoring 6s	Stroke 4s	3s	2s	1s	Bat Pos	Grade & Div	Opposition	Rnd	Year
93	107	BELL Geoff	184	43	52	-	14	-	8	35	Open	D 6	HECTORVILLE	9	2001/02
94	107	LORD Adam	100	43	57	3	18	-	1	15	No6	D 6	MITCHELL PARK	4	2003/04
95	107	CRAIGIE Grant	165	43	58	4	12	-	6	23	No3	C 6	COROMANDEL	4	2007/08
96	106*	EDWARDS Rob	112	43	56	7	8	-	5	22	No5	A 1	STATE BANK	8	1987/88
97	106*	WILLIAMS John	118	28	57	8	5	2	5	17	No7	A 1	ANZ BANK	10	1990/91
98	106*	BURNETT Bill	176	48	66	1	13	2	10	22	No5	A 1	GLENELG ANA	10	1997/98
99	106	DEANE Andrew	220	45	48	1	9	2	14	30	No3	A 1	SOUTH ROAD	5	1987/88
100	106	ALSOP Greg	153	49	68	2	15	-	8	18	Open	B 2	KESWICK	6	2000/01
101	106	CHYER Paul	136	48	58	3	14	-	5	22	Open	D 6	ST GEORGE	4	2001/02
102	105*	PARHAM Trevor	185	43	43	2	9	1	10	34	Open	A 1	STATE BANK	8	1987/88
103	105*	WILSON Gary	115	64	64	7	11	-	5	9	No3	D 8	SHEIDOW PARK	11	2016/17
104	105	HEDGER John	215	47	66	3	6	5	11	26	No4	A 1	NORTH HAVEN	FS	1991/92
105	105	BELL Geoff	192	44	54	1	15	-	5	29	No3	C 4	RIDGE PARK	7	1993/94
106	105	ROUTLEDGE Steve	145	43	59	2	9	-	16	25	No5	A 2	COROMANDEL RAM	11	2007/08
107	105	TEMBY Paul	148	53	71	1	14	-	12	19	No5	A 2	WESTERN YOUTH	5	2010/11
108	105	TOKIN Andrew	179	41	52	1	15	1	8	20	Open	B 4	ICC SHARKS	2	2012/13
109	104*	LIPSETT Wes	140	49	49	2	15	1	2	25	Open	A 2	SHEIDOW PARK	4	2013/14
110	104*	BALYM Anton	149	39	43	-	18	-	9	14	Open	A 3	SHEIDOW PARK	3	2016/17
111	104	HODGE Andrew	95	41	63	7	9	-	6	14	No5	A 5	KESWICK	9	1980/81
112	104	O'CONNELL Lachlan	157	48	75	6	6	2	11	16	No4	A 1	GLENELG ANA	11	2000/01
113	103*	BARLEY James	131	35	54	9	7	-	3	15	No5	D 7	MITCHELL PARK	5	2014/15
114	103	CONROY Brian	105	34	60	5	13	-	6	9	No5	B 3	WESTMINSTER O.	7	1985/86
115	103	GIBBIE John	152	41	53	5	13	-	2	17	No4	D 5	RIDGE PARK	4	1994/95
116	103	PARHAM Trevor	164	35	70	1	15	1	7	20	Open	B 2	MODBURY HEIGHT	6	1996/97
117	103	ALSOP Greg	121	37	75	6	13	-	1	13	Open	B 3	KESWICK	5	2001/02
118	103	HUGHES Peter	145	27	41	-	17	-	6	23	No5	B 4	WESTERN YOUTH	11	2007/08
119	102*	GIBBIE Mick	230	45	45	2	11	2	15	10	Open	A 1	SOUTH ROAD	5	1991/92
120	102*	EDWARDS Rob	249	50	50	1	6	2	9	48	Open	B 2	STATE BANK	2	1992/93
121	102*	BELL Geoff	233	48	48	-	6	1	13	49	Open	D 5	MITCHELL PARK	1	1998/99
122	102	EDWARDS Rob	229	39	45	1	10	1	9	35	Open	B 3	KESWICK	6	1990/91
123	102	HARRISON Graham	206	53	68	-	17	1	7	17	No4	A 1	COROMANDEL RAM	4	1998/99
124	101*	PARHAM Trevor	150	39	55	-	15	-	6	29	No3	A 4	ANZ BANK	10	1981/82
125	101*	FRANKCOM John	217	48	50	2	8	1	18	18	No3	A 1	KESWICK	10	1993/94
126	101*	PALMER Dave	238	50	50	-	4	7	17	30	Open	B 2	NORTH HAVEN	9	1999/00
127	101*	YOUNG Peter	113	51	76	7	10	-	3	13	No10	D 6	SHEIDOW PARK	9	2003/04
128	101	PARHAM Trevor	115	37	59	2	15	-	2	25	No3	A 3	KARANA	1	1982/83
129	101	PARHAM Trevor	97	45	74	8	8	-	1	19	Open	C 7	NORTH HAVEN	7	2006/07
130	101	LIPSETT Wes	77	49	63	2	17	-	4	13	No3	A 2	WESTERN YOUTH	6	2013/14
131	100*	BURNETT Tom	172	48	52	-	11	3	8	31	No3	A 6	KENILWORTH	11	1979/80
132	100*	SHAW Phil	80	34	60	5	11	-	4	18	No5	C 5	KESWICK	4	1991/92
133	100*	SMITH John	210	28	33	-	10	1	8	41	No3	D 6	KENILWORTH	4	1991/92
134	100*	HODGE Andrew	124	35	55	4	13	-	5	14	No6	D 5	COROMANDEL RAM	2	1994/95
135	100*	BURNETT Bill	219	40	49	3	6	2	12	28	No3	A 1	HECTORVILLE	7	1995/96
136	100*	SCHULTZ Kristian	140	47	47	3	13	1	6	15	Open	A 2	SHEIDOW PARK	4	2013/14
137	100	PARHAM Trevor	220	39	45	1	10	-	12	30	Open	A 2	KESWICK	3	1984/85
138	100	DEANE Andrew	171	36	52	4	7	1	8	29	No3	A 1	KENILWORTH	9	1988/89
139	100	PERRYMAN Gavin	154	47	70	4	6	2	13	20	No2	B 2	MITCHELL PARK	2	1994/95
140	100	CONLEY Andrew	160	37	46	-	19	-	1	22	Open	C 6	COROMANDEL RAM	5	2009/10
141	99	McNAMARA Trinity	125	46	73	5	11	2	5	9	Open	C 4	SOUTHERN	4	1997/98
142	98*	BELL Geoff	139	35	54	1	11	-	12	24	No8	D 5	WESTMINSTER O.	10	1997/98
143	98*	BROWNE Noel	134	38	60	6	10	1	2	15	No8	C 6	SHEIDOW PARK	8	2010/11
144	98	CONROY Brian	80	39	75	4	13	-	2	18	No8	B 2	KENILWORTH	3	1987/88
145	98	GIBBIE Mick	149	43	51	4	10	-	2	30	Open	B 2	KENILWORTH	4	2002/03
146	97	MANETTA Phil	133	54	67	5	11	-	3	17	No3	A 6	NORTH HAVEN	2	1979/80
147	97	BURNETT Bill	190	37	46	-	10	3	7	29	No4	A 1	ANZ BANK	10	1985/86
148	97	CONROY Brian	83	27	62	2	14	-	5	19	No7	D 6	KENILWORTH	4	1991/92
149	97	SMITH John	235	42	42	-	16	-	9	15	Open	C 4	BANK SA	7	1998/99
150	97	CRAIGIE Grant	176	36	39	3	15	-	1	17	No3	C 6	ICC SHARKS	10	2007/08

## HIGHEST SCORES from BATTING POSITIONS NOT LISTED ABOVE

No9	95*	WEBLEY Troy	76	25	55	3	13	-	5	15	B 4	WESTERN YOUTH	11	2007/08
No11	64	TOKIN Andrew	44	40	80	3	7	-	5	8	C 4	NORTH HAVEN	3	2002/03

## ALL TIME LONGEST INNINGS

Rank	Time Min	Player Name	Playr Score	% Tm	% Cr	Scoring 6s	Stroke 4s	3s	2s	1s	Bat Pos	Grade & Div	Opposition	Rnd	Year
1	305	CONLEY Andrew	124*	54	54	-	10	-	20	44	Open	A 1	KESWICK	8	1994/95
2	285	BURNETT Bill	153	60	60	1	13	5	22	36	No3	A 1	MITCHELL PARK	2	1995/96
3	274	GIBBIE Mick	119	48	51	7	8	-	10	25	Open	B 3	SOUTHERN	GF	2001/02
4	271	SMITH John	68*	41	41	-	8	-	1	34	Open	D 6	MITSUBISHI	GF	1991/92
5	269	FORSTER Tony	110	43	51	7	5	1	9	27	Open	A 1	PLYMPTON FOOTB	1	1997/98
6	254	CONLEY Andrew	129*	50	50	1	19	-	5	37	Open	B 4	HAMILTON	10	2013/14
7	254	HODGE David	76	24	35	-	3	1	16	29	No3	C 6	MITCHELL PARK	FS	1990/91
8	250	HALL Michael	140	39	46	-	23	-	6	36	Open	B 2	SHEIDOW PARK	6	1994/95
9	249	EDWARDS Rob	102*	50	50	1	6	2	9	48	Open	B 2	STATE BANK	2	1992/93
10	245	BELL Geoff	81	39	39	-	5	1	11	36	Open	D 6	KENILWORTH	8	2001/02
11	243	HUGHES Peter	125	36	39	1	15	-	10	39	Open	D 7	WOODCROFT	FS	2015/16
12	240	CONLEY Andrew	161	43	56	3	24	3	8	22	Open	A 1	SHEIDOW PARK	10	1995/96
13	238	PALMER Dave	101*	50	50	-	4	7	17	30	Open	B 2	NORTH HAVEN	9	1999/00
14	238	GIBBIE Mick	69	24	38	1	8	1	6	16	Open	A 1	MITCHELL PARK	10	1996/97
15	237	PALMER Dave	75*	58	58	1	4	2	14	19	Open	C 4	WESTMINSTER O.	2	1998/99
16	235	SMITH John	97	42	42	-	16	-	9	15	Open	C 4	BANK SA	7	1998/99
17	234	PARHAM Trevor	179*	63	63	3	25	-	10	41	Open	C 5	ST GEORGE	9	2004/05
18	233	CONLEY Andrew	122*	51	51	-	19	-	8	30	Open	C 6	SOUTH PARK	FS	2009/10
19	233	BELL Geoff	102*	48	48	-	6	1	13	49	Open	D 5	MITCHELL PARK	1	1998/99
20	232	EDWARDS Rob	135*	50	50	3	16	-	8	32	No3	B 2	SHEIDOW PARK	2	1998/99
21	232	PALMER Dave	71*	42	42	-	7	1	9	22	Open	C 4	ICC SHARKS	6	1997/98
22	231	GIBBIE Mick	93	35	51	2	9	1	11	20	Open	A 1	MITCHELL PARK	10	1994/95
23	231	BELL Geoff	78	35	40	-	4	-	9	44	Open	D 5	RIDGE PARK	11	1997/98
24	231	COLTON Don	75*	27	30	-	8	-	5	33	No4	D 5	MODBURY HEIGHT	7	1994/95

## ALL TIME HIGHEST PERCENT OF INNINGS TOTAL (50+ RUNS &amp; 5+ WKTS LOST)

Rank	% of Team	Player Name	Playr Score	Team Total	Time Min	% Cr	Scoring 6s	Stroke 4s	Stroke 3s	Stroke 2s	Stroke 1s	Bat Pos	Grade & Div	Opposition	Rnd	Year
1	69.1	EDWARDS Rob	188	8-272	207	74	12	16	-	12	28	No3	C 5	SOUTHERN	10	1995/96
2	66.3	PANSINI Angelo	110*	5-166	97	66	2	15	1	6	23	No3	C 7	MITCHELL PARK	6	2016/17
3	65.7	HARRISON Graham	207	10-315	156	81	7	30	1	7	28	No4	D 6	MITCHAM	2	1991/92
4	64.0	BEAVIS Mark	73	10-114	161	64	-	7	-	9	27	Open	C 5	KENILWORTH	10	2005/06
5	62.8	PALMER Dave	86*	10-137	187	65	5	5	-	6	24	No5	B 3	CLAPHAM	10	2011/12
6	62.5	EDWARDS Rob	50	10- 80	120	62	1	6	-	6	8	No3	C 5	BANK SA	2	1995/96
7	62.4	GIBBIE John	164*	9-263	144	72	8	18	-	8	28	No8	D 5	MITSUBISHI	11	1993/94
8	61.7	HODGE Andrew	66	10-107	125	78	2	7	-	6	14	No4	D 6	WESTMINSTER O.	6	1996/97
9	61.4	CONROY Brian	156*	5-254	145	69	12	11	-	7	26	No4	B 5	ADELAIDE CAVAL	9	1982/83
10	60.8	CONROY Brian	79	6-130	38	83	5	9	-	3	7	No4	D 6	MITCHELL PARK	1	1992/93
11	60.6	CRAIGIE Grant	60	6- 99	86	74	2	5	1	4	17	No4	D 8	COROMANDEL RAM	14	2016/17
12	60.6	HARRIS Glenn	172	5-284	188	65	6	25	-	7	22	No4	C 7	KENILWORTH	3	2016/17
13	60.5	HUGHES Peter	107*	6-177	118	63	-	22	-	1	17	No4	B 3	KESWICK	4	2010/11
14	59.8	BURNETT Bill	153	8-256	285	60	1	13	5	22	36	No3	A 1	MITCHELL PARK	2	1995/96
15	58.6	DAVIDSON Phil	51	10- 87	132	68	-	5	1	9	10	Open	A 2	SHEIDOW PARK	8	2009/10
16	58.6	SHAW Phil	75*	6-128	75	67	2	10	-	4	10	No4	C 5	PLYMPTON FOOTB	11	1991/92
17	58.3	HUGHES Peter	95*	5-163	119	61	1	14	-	9	15	No5	B 3	CLAPHAM	1	2011/12
18	58.0	HODGE Andrew	123	9-212	120	68	3	19	3	5	10	No4	D 5	HECTORVILLE	3	1997/98
19	57.7	PALMER Dave	75*	9-130	237	58	1	4	2	14	19	Open	C 4	WESTMINSTER O.	2	1998/99
20	57.4	GIBBIE Mick	113*	5-197	160	57	1	15	2	10	21	Open	B 2	SEACOMBE SALV'	5	1998/99
21	56.2	PALMER Dave	140	8-249	212	58	3	13	2	20	24	Open	B 4	PLYMPTON FOOTB	1	2006/07
22	56.1	CONROY Brian	111	7-198	70	69	8	11	-	4	11	No5	B 6	M.P.S.M.	3	1981/82
23	55.7	HEDGER John	107*	7-192	200	64	1	10	1	17	24	No5	A 1	PLYMPTON FOOTB	1	1991/92
24	54.7	BELL Geoff	81	10-148	168	60	-	7	-	11	31	Open	D 6	NORTH HAVEN	1	1996/97
25	54.3	GREEN Anthony	69*	5-127	139	54	-	7	-	13	15	Open	C 4	NORTH HAVEN	9	1998/99
26	54.3	FERGUSON Jason	88	10-162	160	66	2	12	1	2	21	No5	C 5	MITCHELL PARK	8	2013/14
27	53.9	SCHULTZ Kristian	76	6-141	165	62	4	7	1	6	9	Open	A 1	WESTERN YOUTH	9	2004/05
28	53.9	MANETTA Phil	97	8-180	133	67	5	11	-	3	17	No3	A 6	NORTH HAVEN	2	1979/80
29	53.7	CONLEY Andrew	124*	10-231	305	54	-	10	-	20	44	Open	A 1	KESWICK	8	1994/95
30	53.5	MARSHALL Ashley	69*	6-129	133	53	1	5	-	15	13	Open	D 5	WESTMINSTER O.	5	1998/99
31	53.4	PALMER Dave	78	7-146	117	64	4	8	-	6	10	Open	B 3	SHEIDOW PARK	11	2011/12
32	53.4	HARRISON Graham	102	10-191	206	68	-	17	1	7	17	No4	A 1	COROMANDEL RAM	4	1998/99
33	53.4	COREY Mark	71	10-133	159	62	-	2	4	10	31	No3	C 4	KENILWORTH	6	2002/03
34	53.3	TEMBY Paul	56	10-105	90	67	1	9	1	4	3	No4	A 1	WESTERN YOUTH	11	2003/04
35	53.3	CONLEY Andrew	65	10-122	193	55	-	9	-	-	29	Open	C 6	NORTH HAVEN	5	2010/11
36	53.2	FORSTER Tony	66*	5-124	115	70	3	4	3	5	13	No6	A 1	COROMANDEL RAM	11	1992/93
37	53.2	TEMBY Paul	134	10-252	143	68	4	21	-	6	14	No4	B 5	MITCHELL PARK	6	2016/17
38	53.1	HODGE Andrew	76	8-143	110	58	1	13	-	3	12	No4	D 6	SOUTH ROAD	1	1995/96
39	52.9	BURNETT Bill	110	10-208	230	59	-	9	6	13	30	No4	A 2	KARANA	FS	1984/85
40	52.8	HOLST Bill	66	10-125	77	72	1	9	-	5	14	No6	B 2	SEAVIEW DOWNS	10	1987/88
41	52.8	TEMBY Paul	105	10-199	148	71	1	14	-	12	19	No5	A 2	WESTERN YOUTH	5	2010/11
42	52.7	CONLEY Andrew	59	10-112	144	64	1	9	-	2	13	Open	B 4	ICC SHARKS	8	2013/14
43	52.5	EDWARDS Rob	74	10-141	128	63	1	8	3	4	19	Open	C 5	PLYMPTON FOOTB	3	2004/05
44	52.4	WILLCOX Steve	54	10-103	40	84	4	3	-	5	8	No3	D 5	MORPHETTville	1	1999/00
45	52.0	GIBBIE Mick	52	6-100	146	55	1	5	-	5	16	Open	D 5	SOUTH ROAD	8	2000/01
46	51.9	HOLST Bill	109	10-210	212	54	-	11	1	10	42	Open	C 6	NORTH HAVEN	8	1989/90
47	51.4	BROOKER Christian	71*	10-138	146	55	-	9	1	8	16	No4	A 2	NORTH HAVEN	5	2013/14
48	51.0	HEDGER John	78	10-153	72	78	3	10	-	3	14	Open	B 3	KENILWORTH	9	1989/90
49	50.9	HOLST Bill	144	9-283	202	60	2	23	-	7	26	No5	C 4	MITCHELL PARK	7	1992/93
50	50.8	WILLIAMS Mark	91	7-179	150	54	2	8	1	9	26	No3	A 1	ANZ BANK	6	1991/92
51	50.8	CONLEY Andrew	122*	10-240	233	51	-	19	-	8	30	Open	C 6	SOUTH PARK	FS	2009/10
52	50.8	YOUNG Peter	101*	10-199	113	76	7	10	-	3	13	No10	D 6	SHEIDOW PARK	9	2003/04
53	50.6	CRAIGIE Grant	88	10-174	180	58	3	5	3	10	21	No4	C 6	NORTH HAVEN	6	2007/08
54	50.0	EDWARDS Rob	135*	5-270	232	50	3	16	-	8	32	No3	B 2	SHEIDOW PARK	2	1998/99
55	50.0	PALMER Dave	101*	5-202	238	50	-	4	7	17	30	Open	B 2	NORTH HAVEN	9	1999/00
56	50.0	WILLIAMS John	90	10-180	204	69	-	11	3	9	19	No3	A 1	CAMPB'TOWN/ANZ	9	1995/96
57	50.0	WILLIAMS Mark	89	6-178	140	54	-	13	1	9	16	No3	A 1	MORPHETTville	5	1996/97
58	49.2	MONAHAN Phil	58	10-118	127	59	1	6	-	7	14	Open	B 3	NORTH HAVEN	2	2010/11
59	49.1	BILLING Jarrod	54	9-110	64	86	4	5	-	-	10	No7	C 5	MITCHELL PARK	4	1996/97
60	49.1	ALSOP Greg	106	5-216	153	68	2	15	-	8	18	Open	B 2	KESWICK	6	2000/01
61	48.9	BURNETT Bill	111*	5-227	190	54	-	10	2	12	41	No4	A 2	CIVIL AVIATION	4	1983/84
62	48.9	DALY Mick	133*	5-272	188	49	5	19	-	2	23	Open	B 6	SOUTH ROAD	1	1981/82
63	48.8	PANSINI Angelo	120	8-246	141	53	5	14	-	5	24	No3	C 7	SOUTH PARK	7	2016/17
64	48.8	HUGHES Peter	59	7-121	103	69	-	2	4	10	19	No3	A 1	GLENELG ANA	11	1998/99
65	48.7	GIBBIE Mick	96	10-197	188	63	-	13	4	6	20	Open	B 2	ICC SHARKS	3	2002/03
66	48.6	CORNELISSEN Jack	88	10-181	103	66	4	7	-	7	22	No6	D 7	PLYMPTON FOOTB	GF	2015/16
67	48.4	GIBBIE Mick	119	10-246	274	51	7	8	-	10	25	Open	B 3	SOUTHERN	GF	2001/02
68	48.3	BURNETT Tom	100*	5-207	172	52	-	11	3	8	31	No3	A 6	KENILWORTH	11	1979/80
69	48.3	TEMBY Paul	138	7-286	103	62	14	8	-	2	18	No4	B 5	KESWICK	7	2016/17
70	48.2	COOMBE Peter J	133	10-276	153	65	4	18	-	10	17	Open	D 6	NORTH PARK	3	1991/92

## ALL TIME HIGHEST PERCENT OF INCOMPLETE INNINGS TOTAL (50+ RUNS &amp; &lt;5 WKTS LOST)

Rank	% of Team	Player Name	Playr Score	Team Total	Time Min	% Cr	Scoring 6s	Stroke 4s	Stroke 3s	Stroke 2s	Stroke 1s	Bat Pos	Grade & Div	Opposition	Rnd	Year
1	85.3	PANSINI Angelo	64	3- 75	40	85	7	4	-	2	2	Open	C 6	COROMANDEL RAM	9	2015/16
2	81.5	PANSINI Angelo	212*	0-260	100	82	17	18	-	10	18	Open	D 7	HAMILTON	2	2015/16
3	76.1	McNAMARA Trinity	54*	2- 71	47	76	5	4	-	3	2	Open	A 2	COROMANDEL	8	2008/09
4	75.3	ALSOP Greg	73*	0- 97	82	75	1	11	2	4	9	Open	B 3	MORPHETTville	FS	2001/02
5	73.1	PANSINI Angelo	76*	2-104	60	73	3	9	2	3	10	Open	B 4	SOUTH ROAD	6	2013/14
6	68.6	SWIFT Andrew	109	3-159	105	69	5	14	-	3	17	Open	D 6	KENILWORTH	1	2003/04
7	67.0	CONLEY Andrew	120*	2-179	169	67	5	17	-	2	18	Open	C 6	COROMANDEL RAM	7	2011/12
8	66.4	FERGUSON Haimish	73*	1-110	104	66	-	10	-	6	16	Open	B 4	ST GEORGE	5	2014/15
9	64.8	MITCHELL Rick	118*	3-182	98	65	7	10	1	11	11	Open	A 1	ADELAIDE CAVAL	11	1993/94
10	64.5	MANETTA Phil	78*	3-121	95	64	6	5	-	3	16	Open	A 6	PARAFIELD GARD	1	1979/80
11	64.4	DAVIDSON Phil	67*	2-104	89	64	1	8	3	7	6	Open	B 2	COROMANDEL	11	2002/03
12	64.0	WILSON Gary	105*	3-164	115	64	7	11	-	5	9	No3	D 8	SHEIDOW PARK	11	2016/17
13	63.4	O'CONNELL Lachlan	109	2-172	89	83	10	7	-	5	11	Open	A 1	COROMANDEL	10	2000/01
14	63.0	PARHAM Trevor	179*	4-284	234	63	3	25	-	10	41	Open	C 5	ST GEORGE	9	2004/05
15	63.0	PANSINI Angelo	126	3-200	51	80	10	10	1	5	13	Open	C 7	PORT NOARLUNGA	5	2016/17



## ALL TIME HIGHEST PERCENT SCORED AT CREASE IN INNINGS OF 50+ RUNS

Rank	%Sc at Crease	Player Name	Playr Runs	Team Runs	Time Min	% Tm	Scoring 6s	Stroke 4s	3s	2s	1s	Bat Pos	Grade & Div	Opposition	Rnd	Year
1	90.7	TEMBY Paul	68	75	52	27	-	13	-	5	6	No6	A 1	NORTH HAVEN	7	2006/07
2	88.2	TEMBY Paul	60	68	34	24	-	12	-	3	6	No7	A 3	HAMILTON	11	2016/17
3	87.7	TONKIN Andrew	64	73	34	27	3	11	-	-	2	Open	C 7	ICC SHARKS	5	2006/07
4	85.7	BURNETT Bill	66	77	55	31	-	8	3	7	11	No4	A 2	MITCHELL PARK	8	1983/84
5	85.7	BILLING Jarrod	54	63	64	49	4	5	-	-	10	No7	C 5	MITCHELL PARK	4	1996/97
6	85.5	JELBERT Curtis	59	69	46	36	7	-	-	3	11	No3	D 8	MORPHETTville	4	2016/17
7	85.3	PANSINI Angelo	64	75	40	85	7	4	-	2	2	Open	C 6	COROMANDEL RAM	9	2015/16
8	85.0	CONROY Brian	51	60	26	23	5	3	-	1	7	No5	B 3	COROMANDEL	8	1985/86
9	84.4	CAMPBELL Peter	108*	128	55	62	11	8	-	-	10	No3	B 7	PLYMPTON FOOTB	4	1980/81
10	84.4	WILLCOX Steve	54	64	40	52	4	3	-	5	8	No3	D 5	MORPHETTville	1	1999/00
11	83.9	DALY Mick	52	62	80	26	-	8	-	4	12	No3	C 6	MITCHELL PARK	10	1989/90
12	83.8	EMERY Peter	155	185	115	42	21	4	-	-	13	Open	D 6	KESWICK	9	1992/93
13	83.6	GIBBIE John	51*	61	43	41	3	5	-	2	9	No7	D 5	PLYMPTON FOOTB	1	1997/98
14	83.2	O'CONNELL Lachlan	109	131	89	63	10	7	-	5	11	Open	A 1	COROMANDEL	10	2000/01
15	83.2	CONROY Brian	79	95	38	61	5	9	-	3	7	No4	D 6	MITCHELL PARK	1	1992/93
16	82.0	GIBBIE John	50	61	31	17	3	4	2	3	4	No8	D 5	SEACOMBE SALV'	6	1997/98
17	81.6	HARRISON Graham	62	76	40	22	1	10	2	3	4	No6	A 1	MITCHELL PARK	10	1996/97
18	81.6	BILLING Jarrod	62	76	57	31	4	6	-	2	10	No7	C 5	PLYMPTON FOOTB	5	2001/02
19	81.5	PANSINI Angelo	212*	260	100	82	17	18	-	10	18	Open	D 7	HAMILTON	2	2015/16
20	81.5	HARRISON Graham	207	254	156	66	7	30	1	7	28	No4	D 6	MITCHAM	2	1991/92
21	81.4	FERGUSON Jason	70	86	75	39	1	9	-	9	10	No5	C 5	MITCHELL PARK	4	2013/14
22	81.3	WILLCOX Steve	52	64	46	19	2	7	-	2	8	No4	C 5	SOUTH PARK	11	2004/05
23	80.8	PEARCE Brad	59	73	36	18	8	1	-	1	5	No7	D 6	KESWICK	10	1996/97
24	80.6	BELSAK Andrew	50	62	60	37	1	7	1	4	5	No3	A 2	GLENELG ANA	2	2015/16
25	80.6	BARLEY James	54	67	34	38	2	5	3	3	7	Open	A 2	ICC SHARKS	10	2015/16
26	80.0	BRAMMY Simon	68	85	37	27	6	5	-	3	6	No7	C 5	KENILWORTH	6	1995/96
27	80.0	TONKIN Andrew	64	80	44	40	3	7	-	5	8	No11	C 4	NORTH HAVEN	3	2002/03
28	80.0	O'CONNELL Lachlan	52	65	70	44	2	6	1	3	7	Open	A 1	MORPHETTville	1	2000/01
29	79.7	PANSINI Angelo	126	158	51	63	10	10	1	5	13	Open	C 7	PORT NOARLUNGA	5	2016/17
30	79.5	SAINI Shammi	62	78	60	30	-	10	-	6	10	Open	C 6	MITCHELL PARK	1	2014/15
31	79.4	CONROY Brian	50	63	29	30	4	4	-	2	6	No6	D 6	MODBURY HEIGHT	11	1992/93
32	79.3	MITCHELL Rick	146	184	132	47	7	14	1	12	21	Open	A 1	STATE BANK	11	1990/91
33	79.1	WILKIN Anthony	53*	67	36	18	2	5	-	7	7	No8	D 6	MODBURY HEIGHT	7	1991/92
34	78.9	CONROY Brian	56	71	36	30	5	5	-	1	4	No4	D 5	PLYMPTON FOOTB	3	1993/94
35	78.8	DEY Richard	63*	80	31	31	5	5	-	3	7	No7	D 6	ADELAIDE CAVAL	6	2002/03
36	78.7	CONROY Brian	74	94	32	29	6	7	-	2	6	No3	B 6	KENILWORTH	8	1981/82
37	78.3	O'CONNELL Lachlan	54	69	32	54	3	7	1	2	1	Open	A 1	SOUTH ROAD	11	2001/02
38	78.2	CONROY Brian	122	156	84	41	10	10	-	3	16	No8	C 6	MODBURY HEIGHT	8	1990/91
39	78.0	BELL Geoff	64	82	53	25	3	7	-	2	14	No4	B 7	HECTORVILLE	10	1980/81
40	78.0	HEDGER John	78	100	72	51	3	10	-	3	14	Open	B 3	KENILWORTH	9	1989/90
41	77.8	WILLCOX Steve	63	81	23	27	4	7	-	2	7	No9	C 6	KESWICK	2	1989/90
42	77.8	TEMBY Paul	56	72	39	25	2	9	1	1	3	No5	A 2	ICC SHARKS	1	2008/09
43	77.7	EMERY Peter	122	157	95	48	11	10	-	-	16	Open	D 6	ST MARKS	7	1992/93
44	77.7	TEMBY Paul	94	121	55	44	7	10	-	-	12	No6	B 5	ST GEORGE	3	2016/17
45	77.7	O'CONNELL Lachlan	146	188	153	45	9	14	2	7	16	Open	A 1	MORPHETTville	4	1999/00
46	77.6	HODGE Andrew	66	85	125	62	2	7	-	6	14	No4	D 6	WESTMINSTER O.	6	1996/97
47	77.5	HODGE Andrew	62	80	44	36	3	8	-	2	8	No4	D 6	HECTORVILLE	3	1996/97
48	77.3	CONROY Brian	58	75	52	38	2	4	2	8	8	No5	D 6	MITCHAM	6	1991/92
49	77.0	CADD Anthony	87*	113	56	36	8	6	-	2	11	No6	D 7	SHEIDOW PARK	8	2013/14
50	76.9	CADD Anthony	60	78	51	28	6	3	-	1	10	No6	C 5	NORTH HAVEN	11	2008/09
51	76.8	CONROY Brian	53	69	30	33	6	1	-	3	7	No5	D 5	HECTORVILLE	10	1993/94
52	76.8	DAVIDSON Phil	53	69	45	37	-	9	-	4	9	No4	D 6	SOUTH ROAD	10	1995/96
53	76.7	CONROY Brian	56	73	46	22	4	3	-	2	16	No5	B 3	KENILWORTH	1	1985/86
54	76.5	DEY Richard	52	68	62	27	4	2	-	6	8	No8	A 2	MORPHETTville	10	2008/09
55	76.4	PARHAM Trevor	68	89	115	35	-	8	-	8	20	Open	C 7	SHEIDOW PARK	11	2006/07
56	76.1	CONROY Brian	83	109	65	35	7	5	-	4	13	No4	B 5	PLYMPTON FOOTB	6	1982/83
57	76.1	MCMANARA Trinity	54*	71	47	76	5	4	-	3	2	Open	A 2	COROMANDEL	8	2008/09
58	75.9	YOUNG Peter	101*	133	113	51	7	10	-	3	13	No10	D 6	SHEIDOW PARK	9	2003/04
59	75.8	WILSON Gary	72*	95	98	36	7	3	-	4	10	No3	D 8	COROMANDEL	7	2016/17
60	75.8	TEMBY Paul	50	66	53	33	4	4	-	1	8	No6	A 1	KESWICK	7	2004/05

## ALL TIME HIGHEST PERCENT IN BOUNDARIES IN AN INNINGS (50+ RUNS)

Rank	% in Bound	Player Name	Boun Runs	Play Scor	Time Min	% Tm	% Cr	Scoring 6s	Stroke 4s	3s	2s	1s	Bat Pos	Grade & Div	Opposition	Rnd	Year
1	96.9	TONKIN Andrew	62	64	34	27	88	3	11	-	-	2	Open	C 7	ICC SHARKS	5	2006/07
2	93.7	TEMBY Paul	74	79	60	45	64	7	8	-	-	5	No4	C 5	WESTERN YOUTH	4	2005/06
3	93.2	EMERY Peter	68	73	48	53	56	6	8	-	-	5	Open	D 6	MODBURY HEIGHT	11	1992/93
4	92.9	BRAMMY Simon	52	56*	62	36	67	6	4	-	-	4	No6	D 6	MITCHELL PARK	5	2002/03
5	92.7	EMERY Peter	76	82	66	30	75	8	7	-	-	6	Open	C 4	PLYMPTON FOOTB	4	1993/94
6	92.3	TEMBY Paul	60	65	28	28	72	4	9	-	1	3	No6	A 2	COROMANDEL RAM	2	2007/08
7	92.1	FERGUSON Jason	70	76	57	22	63	3	13	-	-	6	No5	B 4	WESTERN YOUTH	2	2014/15
8	91.9	CONROY Brian	68	74	42	24	75	8	5	-	-	6	No6	A 1	KENILWORTH	3	1986/87
9	91.6	EMERY Peter	142	155	115	42	84	21	4	-	-	13	Open	D 6	KESWICK	9	1992/93
10	91.4	WILLCOX Steve	64	70	56	17	53	8	4	-	1	4	No7	C 6	WOODCROFT	7	2007/08

## ALL TIME HIGHEST PERCENT IN SINGLES IN AN INNINGS (30+ RUNS)

Rank	% in Sngls	Player Name	Sin-gles	Play Scor	Time Min	% Tm	% Cr	Scoring 6s	Stroke 4s	3s	2s	1s	Bat Pos	Grade & Div	Opposition	Rnd	Year
1	80.5	BELL Geoff	33	41	145	22	42	-	-	-	4	33	Open	D 5	NORTH HAVEN	4	1997/98
2	75.0	BURNETT Tom	24	32	113	25	38	-	1	-	2	24	Open	A 4	COROMANDEL RAM	6	1981/82
3	68.4	BELL Geoff	26	38	129	19	43	-	1	-	4	26	Open	D 5	KESWICK	9	2000/01
4	68.2	BURNETT Tom	30	44*	97	41	41	-	2	-	3	30	Open	A 4	NATIONAL BANK	4	1981/82
5	66.7	HUMPHRY Peter	20	30*	41	8	51	-	1	-	3	20	No9	D 6	KESWICK	9	1992/93
6	65.5	SMITH John	38	58*	185	26	26	-	4	-	2	38	Open	B 3	COROMANDEL	8	1985/86
7	64.5	SMITH John	40	62*	176	25	25	-	3	-	5	40	Open	B 7	HECTORVILLE	10	1980/81
8	63.0	HODGE David	34	54	135	23	55	1	1	-	5	34	Open	B 5	PLYMPTON FOOTB	6	1982/83
9	62.7	BELL Geoff	37	59	173	28	39	-	1	-	9	37	Open	D 5	KENILWORTH	10	1999/00
10	62.5	BELL Geoff	30	48	142	29	43	1	-	-	6	30	Open	D 5	KENILWORTH	3	1998/99

## ALL TIME QUICKEST INNINGS OF 50+ RUNS

Rank	Runs /Min	Player Name	Playr Score	Time Min	% Tm	% Cr	Scoring 6s	Stroke 4s	3s	2s	1s	Bat Pos	Grade &Div	Opposition	Rnd	Year
1	2.74	WILLCOX Steve	63	23	27	78	4	7	-	2	7	No9	C 6	KESWICK	2	1989/90
2	2.47	PANSINI Angelo	126	51	63	80	10	10	1	5	13	Open	C 7	PORT NOARLUNGA	5	2016/17
3	2.32	TEMBY Paul	65	28	28	72	4	9	-	1	3	No6	A 2	COROMANDEL RAM	2	2007/08
4	2.31	CONROY Brian	74	32	29	79	6	7	-	2	6	No3	B 6	KENILWORTH	8	1981/82
5	2.27	TEMBY Paul	50*	22	22	71	5	3	-	-	8	No4	A 2	NORTH HAVEN	11	2008/09
6	2.12	PANSINI Angelo	212*	100	82	82	17	18	-	10	18	Open	D 7	HAMILTON	2	2015/16
7	2.08	CONROY Brian	79	38	61	83	5	9	-	3	7	No4	D 6	MITCHELL PARK	1	1992/93
8	2.05	PUGH Ben	76	37	26	73	6	7	-	-	12	No4	C 6	SHEIDOW PARK	8	2009/10
9	2.05	TEMBY Paul	88	43	24	72	4	12	-	4	8	No4	D 5	PLYMPTON FOOTB	11	2000/01
10	2.03	DEY Richard	63*	31	31	79	5	5	-	3	7	No7	D 6	ADELAIDE CAVAL	6	2002/03
11	1.96	CAMPBELL Peter	108*	55	62	84	11	8	-	-	10	No3	B 7	PLYMPTON FOOTB	4	1980/81
12	1.96	CONROY Brian	51	26	23	85	5	3	-	1	7	No5	B 3	COROMANDEL	8	1985/86
13	1.88	TONKIN Andrew	64	34	27	88	3	11	-	-	2	Open	C 7	ICC SHARKS	5	2006/07
14	1.84	BRAMMY Simon	68	37	27	80	6	5	-	3	6	No7	C 5	KENILWORTH	6	1995/96
15	1.80	CONROY Brian	63*	35	37	75	2	9	1	3	6	No6	B 3	WESTMINSTER O.	5	1989/90
16	1.78	PEARCE Brad	57	32	23	72	7	2	-	2	3	No7	D 6	COROMANDEL	GF	1996/97
17	1.77	CONROY Brian	53	30	33	77	6	1	-	3	7	No5	D 5	HECTORVILLE	10	1993/94
18	1.76	TEMBY Paul	60	34	24	88	-	12	-	3	6	No7	A 3	HAMILTON	11	2016/17
19	1.76	CONROY Brian	74	42	24	75	8	5	-	-	6	No6	A 1	KENILWORTH	3	1986/87
20	1.72	CONROY Brian	50	29	30	79	4	4	-	2	6	No6	D 6	MODBURY HEIGHT	11	1992/93
21	1.71	TEMBY Paul	94	55	44	78	7	10	-	-	12	No6	B 5	ST GEORGE	3	2016/17
22	1.70	TEMBY Paul	51	30	17	65	4	4	-	3	5	No4	A 2	ADELAIDE INDIA	2	2009/10
23	1.69	O'CONNELL Lachlan	54	32	54	78	3	7	1	2	1	Open	A 1	SOUTH ROAD	11	2001/02
24	1.68	DEY Richard	57	34	24	61	7	2	-	2	3	No7	A 2	PLYMPTON FOOTB	3	2007/08
25	1.67	CONROY Brian	75	45	30	73	3	12	-	1	7	No5	B 6	DAVID JONES	11	1981/82
26	1.67	FERGUSON Lachlan	50	30	20	72	1	5	1	8	5	No9	A 3	HAMILTON	11	2016/17
27	1.64	PEARCE Brad	59	36	18	81	8	1	-	1	5	No7	D 6	KESWICK	10	1996/97
28	1.61	GIBBIE John	50	31	17	82	3	4	2	3	4	No8	D 5	SEACOMBE SALV'	6	1997/98
29	1.61	CONROY Brian	153*	95	52	67	12	14	-	4	17	No5	B 5	KENILWORTH	7	1982/83
30	1.60	CONROY Brian	64	40	34	72	3	10	-	-	6	No7	D 6	PLYMPTON FOOTB	6	1992/93
31	1.60	PANSINI Angelo	64	40	85	85	7	4	-	2	2	Open	C 6	COROMANDEL RAM	9	2015/16
32	1.60	CRAM Don	56	35	24	66	6	3	-	2	4	No6	D 5	SOUTH ROAD	6	1993/94
33	1.59	BARLEY James	54	34	38	81	2	5	3	3	7	Open	A 2	ICC SHARKS	10	2015/16
34	1.59	CONROY Brian	111	70	56	69	8	11	-	4	11	No5	B 6	M.P.S.M.	3	1981/82
35	1.56	WILLIAMS Rowan	50*	32	24	70	2	7	-	4	2	No10	A 2	SHEIDOW PARK	2	2012/13
36	1.56	CONROY Brian	56	36	30	79	5	5	-	1	4	No4	D 5	PLYMPTON FOOTB	3	1993/94
37	1.55	CADD Anthony	87*	56	36	77	8	6	-	2	11	No6	D 7	SHEIDOW PARK	8	2013/14
38	1.55	HARRISON Graham	62	40	22	82	1	10	2	3	4	No6	A 1	MITCHELL PARK	10	1996/97
39	1.54	MANOS George	60*	39	24	62	3	7	-	1	12	No5	B 7	HECTORVILLE	10	1980/81
40	1.53	SHEEHAN Mike	58*	38	24	69	1	11	-	-	8	No7	A 4	SOUTH ROAD	2	1981/82
41	1.52	EMERY Peter	73	48	53	56	6	8	-	-	5	Open	D 6	MODBURY HEIGHT	11	1992/93
42	1.50	CONROY Brian	90	60	36	68	7	9	-	2	8	No4	B 5	COROMANDEL	4	1982/83
43	1.47	WILKIN Anthony	53*	36	18	79	2	5	-	7	7	No8	D 6	MODBURY HEIGHT	7	1991/92
44	1.46	EDWARDS Rob	73*	50	58	66	7	5	-	-	11	No3	C 5	RIDGE PARK	10	1996/97
45	1.45	TONKIN Andrew	64	44	40	80	3	7	-	5	8	No11	C 4	NORTH HAVEN	3	2002/03
46	1.45	CONROY Brian	122	84	41	78	10	10	-	3	16	No8	C 6	MODBURY HEIGHT	8	1990/91
47	1.44	TEMBY Paul	56	39	25	78	2	9	1	1	3	No5	A 2	ICC SHARKS	1	2008/09
48	1.42	MAZURKE Danny	78	55	31	74	7	5	-	1	14	No9	C 6	PLYMPTON FOOTB	2	1990/91
49	1.42	TEMBY Paul	51	36	17	62	3	4	-	6	5	No6	B 4	SOUTH PARK	10	2014/15
50	1.41	McNAMARA Trinity	113	80	50	72	5	13	1	8	12	Open	A 2	NORTH HAVEN	11	2008/09
51	1.41	HODGE Andrew	62	44	36	78	3	8	-	2	8	No4	D 6	HECTORVILLE	3	1996/97
52	1.38	PANSINI Angelo	54*	39	61	61	5	2	-	1	14	Open	C 6	SHEIDOW PARK	1	2015/16
53	1.38	GARRICK Paul	58	42	18	59	2	7	-	2	14	No5	C 5	SHEIDOW PARK	3	1991/92
54	1.37	WATTERS Jason	78*	57	21	61	8	1	-	6	14	No5	D 5	PLYMPTON FOOTB	11	2000/01
55	1.37	CONROY Brian	52	38	20	75	5	3	-	-	10	No6	B 4	ANZ BANK	4	1983/84
56	1.35	CRAIGIE Grant	69	51	19	73	4	8	-	3	7	No7	B 2	SHEIDOW PARK	6	1994/95
57	1.35	WILLCOX Steve	54	40	52	84	4	3	-	5	8	No3	D 5	MORPHETTville	1	1999/00
58	1.35	EMERY Peter	155	115	42	84	21	4	-	-	13	Open	D 6	KESWICK	9	1992/93
59	1.34	TEMBY Paul	138	103	48	62	14	8	-	2	18	No4	B 5	KESWICK	7	2016/17
60	1.34	CRAM Don	71	53	28	59	6	4	-	3	13	No8	B 2	ROSEWATER	5	1987/88
61	1.33	FERGUSON Jason	76	57	22	63	3	13	-	-	6	No5	B 4	WESTERN YOUTH	2	2014/15
62	1.33	CRAIGIE Grant	56	42	32	66	5	3	-	1	12	No6	B 3	SEAVIEW O.S.	5	1995/96
63	1.33	HARRISON Graham	207	156	66	81	7	30	1	7	28	No4	D 6	MITCHAM	2	1991/92
64	1.33	MANOS George	61*	46	47	55	1	8	1	4	12	No3	B 6	BRECKNOCK	9	1981/82
65	1.32	TEMBY Paul	79	60	45	64	7	8	-	-	5	No4	C 5	WESTERN YOUTH	4	2005/06
66	1.31	LIPSETT Wes	101	77	49	63	2	17	-	4	13	No3	A 2	WESTERN YOUTH	6	2013/14
67	1.31	BARKER Terry	59*	45	31	66	6	3	-	1	9	No10	A 2	KESWICK	2	1983/84
68	1.31	TEMBY Paul	68	52	27	91	-	13	-	5	6	No6	A 1	NORTH HAVEN	7	2006/07
69	1.31	GIBBIE Chris	81	62	27	50	1	10	-	10	15	No3	B 4	WESTERN YOUTH	11	2014/15
70	1.29	FERGUSON Lachlan	54	42	31	75	4	5	-	1	8	No5	B 4	HAMILTON	FS	2014/15

## ALL TIME SLOWEST INNINGS OF 90+ MINUTES

Rank	Runs /Hour	Player Name	Playr Score	Time Min	% Tm	% Cr	Scoring 6s	Stroke 4s	3s	2s	1s	Bat Pos	Grade &Div	Opposition	Rnd	Year
1	0.63	SHEARER Duncan	1	95	1	2	-	-	-	-	1	Open	C 6	BELAIR	8	2007/08
2	3.90	SHEARER Duncan	8	123	4	7	-	-	-	-	8	No4	D 6	COROMANDEL	11	2003/04
3	3.91	DENIET Scott	6*	92	4	16	-	-	-	1	4	No9	A 1	ICC SHARKS	4	2005/06
4	4.42	ROWE Brenton	7*	95	21	21	-	-	-	1	5	Open	B 2	PLYMPTON FOOTB	1	1997/98
5	4.80	SMITH John	8	100	6	20	-	-	-	1	6	Open	C 4	WESTMINSTER O.	2	1998/99
6	4.80	PARHAM Trevor	8*	100	27	27	-	1	-	-	4	Open	C 6	ICC SHARKS	GF	2009/10
7	4.95	FORSTER Tony	8	97	9	20	-	-	-	-	8	Open	A 1	PANORAMA	FS	1997/98
8	5.05	KEEN Bruce	8	95	3	14	-	-	-	-	8	Open	B 5	PLYMPTON FOOTB	6	1982/83
9	5.11	SMITH John	8	94	8	31	-	-	-	3	2	Open	C 4	COROMANDEL	1	1999/00
10	5.84	SHEARER Duncan	11	113	11	19	1	-	-	-	5	Open	C 5	SOUTH ROAD	9	2005/06
11	5.90	LOUGHEAD Paul	12*	122	12	19	-	-	-	1	10	No3	D 6	NORTH PARK	GF	1992/93
12	6.29	EDWARDS Rob	11	105	7	23	-	-	-	1	9	Open	B 2	MITCHAM	5	1991/92
13	6.30	HALL Michael	17	162	17	25	-	-	-	2	13	Open	B 3	KESWICK	FS	1995/96
14	6.59	MARSHALL Ashley	10	91	6	16	-	-	-	3	4	No3	C 4	COROMANDEL	8	2000/01
15	6.60	PATMORE Dave	11	100	5	22	-	-	-	2	7	No3	D 5	NORWOOD UNION	1	1994/95

## ALL TIME BEST BATTING/BOWLING ALLROUNDER IN A MATCH

Rank	Player Name	Batting	Bowling	COTY pts	GDv	Opposition	Rnd	Year
50 RUNS & 5 WICKETS								
1	PANSINI Angelo	212*	7/7	310	D 7	HAMILTON	2	2015/16
2	CONLEY Andrew	92*	7/80	190	A 1	SOUTH ROAD	2	1989/90
3	GIBBIE Mick	24* & 76*	4/16 & 2/30	184	D 5	NORTH HAVEN	10	2000/01
4	McNAMARA Trinity	99	6/29	183	C 4	SOUTHERN	4	1997/98
5	McNAMARA Trinity	111	5/36	181	C 5	PLYMPTON FOOTB	9	1996/97
6	PATMORE Dave	73	2/19 & 5/11	171	B 6	HECTORVILLE	4	1981/82
7	DEANE Andrew	75	6/21	159	B 3	ADELAIDE CAVAL	6	1985/86
8	PANSINI Angelo	64	5/29 & 1/29	148	C 6	COROMANDEL RAM	9	2015/16
9	LANDORF Jason	74	5/91	144	D 5	MODBURY HEIGHT	8	1993/94
10	GIBBIE John	69	5/69	139	D 6	COROMANDEL	7	1996/97
11	PANSINI Angelo	54*	1/14 & 5/18	138	C 6	SHEIDOW PARK	1	2015/16
12	BELL Geoff	64	5/59	134	B 7	HECTORVILLE	10	1980/81
13	WILLIAMS John	50	5/34 & 1/22	134	A 1	SHEIDOW PARK	3	1996/97
14	SCHMIAUKE Marc	59	5/39	129	C 7	PLYMPTON FOOTB	GF	2016/17
15	DEY Richard	58	5/57	128	D 5	MITCHELL PARK	10	1998/99
16	DEANE Andrew	56	5/50	126	B 4	GLENELG LACROS	2	1983/84
17	HARPER Brent	56	5/12	126	A 2	PLYMPTON FOOTB	3	2007/08
18	SMITH John	54	5/25	124	C 4	PLYMPTON FOOTB	1	1998/99
19	MAZURKE Danny	51	5/30	121	C 6	MODBURY HEIGHT	8	1990/91
40 RUNS & 4 WICKETS								
20	BROOKER Christian	113	4/24	169	B 4	SOUTH PARK	10	2014/15
21	BRAMMY Simon	43 & 56*	4/44	155	D 6	MITCHELL PARK	5	2002/03
22	GIBBIE Mick	98	4/54	154	B 2	KENILWORTH	4	2002/03
23	LITSTER Dave	46	7/55	144	B 3	ADELAIDE CAVAL	4	1995/96
24	GIBBIE John	42	7/78	140	D 5	WESTMINSTER O.	10	1997/98
25	McNAMARA Trinity	11 & 30*	4/25 & 3/20	139	C 5	RIDGE PARK	10	1996/97
26	GIBBIE John	49	6/54	133	D 6	MODBURY HEIGHT	11	1992/93
27	CONLEY Andrew	77	4/59	133	A 1	SOUTH ROAD	11	1996/97
28	PATMORE Dave	76	2/8 & 2/24	132	B 7	EASTWOOD	7	1980/81
29	CRAIGIE Grant	14 & 62*	4/27	132	B 3	MITCHELL PARK	10	1995/96
30	CRAIGIE Grant	46	6/53	130	B 2	ETSA CAVALIERS	6	1991/92
31	McMAHON Danny	44	5/39 & 1/25	128	D 5	NORWOOD UNION	10	1994/95
32	COOMBE Peter A	43	6/53 &	127	A 2	P.T.C.C.	5	1983/84
33	BELL Geoff	42	3/19 & 3/22	126	D 5	COROMANDEL	2	1997/98
34	WILLCOX Steve	70	4/47	126	C 6	WOODCROFT	7	2007/08
35	GIBBIE Mick	69	4/30	125	A 1	MITCHELL PARK	10	1996/97
36	MARSHALL Ashley	64	4/36	120	D 6	SOUTH ROAD	2	2002/03
37	CORNELISSEN Jack	63*	1/27 & 3/12	119	D 7	WOODCROFT	1	2015/16
38	GIBBIE Chris	63	4/46	119	D 7	PLYMPTON FOOTB	3	2015/16
39	DEANE Andrew	61	4/21	117	B 3	KENILWORTH	GF	1985/86
40	SMITH John	46	5/81	116	C 4	ST MARKS	3	1992/93
41	WILKIN Anthony	46	5/39	116	B 3	SOUTH PARK	9	2005/06
42	DENIET Josh	46	5/36	116	A 3	KESWICK	13	2016/17
43	BARTON Matthew	38 & 21*	4/25	115	C 5	HECTORVILLE	8	2001/02
44	STEER Peter	58	4/5	114	A 2	ANZ BANK	7	1984/85
45	YOUNG Peter	44*	4/11 & 1/0	114	C 6	EDWARDSTOWN	4	1989/90
46	BELL Geoff	44	2/3 & 3/28	114	D 6	PLYMPTON FOOTB	6	1992/93
47	LORD Adam	57	4/29	113	D 6	WESTERN YOUTH	7	2003/04
48	PARHAM Trevor	21 & 21	5/22	112	A 6	KENILWORTH	11	1979/80
49	JOYCE Steve	42*	3/23 & 2/18	112	A 4	MITCHELL PARK	1	1981/82
50	JOYCE Steve	56*	4/73	112	A 4	ANZ BANK	10	1981/82
51	WILLIAMS John	42	5/42	112	A 1	HECTORVILLE	11	1989/90
52	GIBBIE Mick	56	4/54	112	A 1	PANORAMA	FS	1996/97
53	PATMORE Dave	41	5/30	111	B 6	SOUTH ROAD	1	1981/82
54	HALL Michael	55	4/35	111	D 6	NORWOOD UNION	FS	1991/92
55	GIBBIE John	55	4/31	111	D 6	KESWICK	5	1995/96
56	STEER Peter	40	5/57	110	B 4	SEAVIEW DOWNS	7	1983/84
57	COOMBE Peter A	40	5/25	110	D 5	COROMANDEL RAM	1	1993/94
58	BELL Geoff	54	4/22	110	D 6	PLYMPTON FOOTB	7	1995/96
59	BRYSON Brett	40	5/28	110	C 5	KESWICK	2	2013/14
60	CRAIGIE Grant	52	4/33	108	B 2	PLYMPTON FOOTB	1	1987/88
61	GIBBIE Mick	52 & 0	4/30	108	D 5	SOUTH ROAD	8	2000/01
62	BELL Geoff	51	2/11 & 2/21	107	D 5	SEACOMBE SALV'	6	1997/98
63	McNAMARA Trinity	51	4/40	107	C 6	SHEIDOW PARK	8	2009/10
64	YOUNG Peter	28 & 22	2/39 & 2/5	106	D 6	KENILWORTH	10	2003/04
65	FERGUSON Lachlan	50*	4/38	106	B 4	HAMILTON	4	2014/15
66	MAZURKE Danny	49	4/32	105	C 5	ST MARKS	2	1991/92
67	JENNINGS Tony	44	3/28 & 1/28	100	B 5	SOUTHERN UNITE	2	1982/83
68	COCHRANE Herb	44*	3/27 & 1/9	100	B 3	ADELAIDE CAVAL	6	1984/85
69	GIBBIE John	44	4/76	100	D 6	SOUTH ROAD	2	1996/97
70	HUXTABLE Andrew	44	4/60	100	D 6	WESTERN YOUTH	2	2001/02

## ALL TIME MOST C.O.T.Y. POINTS IN A MATCH

Rank	Player Name	COTY Points from Batting Bowling WK/FLdng			Total Points	Grade &Div	Opposition	Rnd	Year
1	PANSINI Angelo	212	98	-	310	D 7	HAMILTON	2	2015/16
2	HARRISON Graham	207	14	20	241	D 6	MITCHAM	2	1991/92
3	EDWARDS Rob	188	-	50	238	C 5	SOUTHERN	10	1995/96
4	McNAMARA Trinity	41	98	90	229	C 5	RIDGE PARK	10	1996/97
5	GIBBIE Mick	100	84	40	224	D 5	NORTH HAVEN	10	2000/01
6	CONLEY Andrew	161	42	20	223	A 1	SHEIDOW PARK	10	1995/96
7	CONROY Brian	153	-	60	213	B 5	KENILWORTH	7	1982/83
8	BROWN Mike	85	28	100	213	C 6	KENILWORTH	11	1990/91
9	HARRIS Glenn	172	-	40	212	C 7	KENILWORTH	3	2016/17
10	GIBBIE John	164	42	-	206	D 5	MITSUBISHI	11	1993/94
11	McNAMARA Trinity	99	84	20	203	C 4	SOUTHERN	4	1997/98
12	MARSHALL Ashley	28	154	20	202	B 5	SOUTH ROAD	12	2016/17
13	FORSTER Tony	131	-	70	201	A 1	CAMPB 'TOWN/ANZ	7	1997/98
14	HUXTABLE Andrew	20	-	180	200	A 1	COROMANDEL RAM	1	2002/03
15	PALMER Dave	140	-	60	200	B 4	PLYMPTON FOOTB	1	2006/07

## ALL TIME MOST WICKETS IN AN INNINGS

Rank	Player Name	Over	Mdn	Runs	Wkts	Ave	Ba/Wkt	Run/Over	%Tm	Grade	Opposition	Rnd	Year
1	SCOTT Ron	14.5	4	32	9	3.6	9.9	2.2	90	C 4	PANORAMA	8	2003/04
2	COCHRANE Herb	20	7	39	9	4.3	13.3	2.0	90	A 2	NATIONAL BANK	10	1983/84
3	COOMBE Peter A	22.3	6	61	9	6.8	15.0	2.7	90	A 1	KESWICK	8	1989/90
4	COCHRANE Herb	37.3	13	53	8	6.6	28.1	1.4	80	B 3	STATE BANK	8	1984/85
5	PANSINI Angelo	6.2	3	7	7	1.0	5.4	1.1	78	D 7	HAMILTON	2	2015/16
6	MARSHALL Ashley	12	6	13	7	1.9	10.3	1.1	70	B 5	SOUTH ROAD	12	2016/17
7	STEER Peter	6.4	1	14	7	2.0	5.7	2.1	70	B 4	ADELAIDE CAVAL	11	1983/84
8	PAPAGALLO Frank	8.4	5	19	7	2.7	7.4	2.2	70	B 7	MITCHELL PARK	12	1980/81
9	SINCLAIR Bob	15	5	24	7	3.4	12.9	1.6	70	A 5	MITCHELL PARK	3	1980/81
10	RUSBY Shane	17	5	25	7	3.6	14.6	1.5	70	A 1	ST MARKS	5	1992/93
11	DENIET Josh	26	15	26	7	3.7	22.3	1.0	70	A 3	HAMILTON	GF	2016/17
12	BARNETT Mick	17	6	28	7	4.0	14.6	1.6	70	B 2	PANORAMA	10	1992/93
13	SIDON Brendon	13	2	28	7	4.0	11.1	2.2	70	A 2	KENILWORTH	2	2008/09
14	SMITH John	19.2	5	31	7	4.4	16.6	1.6	70	C 4	PANORAMA	8	1998/99
15	MAZURKE Danny	11.3	4	34	7	4.9	9.9	3.0	78	C 6	NORTH HAVEN	6	1990/91
16	CRAIGIE Grant	15	5	34	7	4.9	12.9	2.3	70	B 3	SOUTH ROAD	2	1995/96
17	GIBBIE John	16	5	37	7	5.3	13.7	2.3	70	D 5	COROMANDEL RAM	11	1994/95
18	SMITH John	9	1	39	7	5.6	7.7	4.3	70	C 4	COWANDILLA	1	1992/93
19	BELL Geoff	14	3	40	7	5.7	12.0	2.9	70	A 4	ADELAIDE CAVAL	5	1981/82
20	BELL Geoff	15	5	43	7	6.1	12.9	2.9	70	A 3	SOUTH ROAD	8	1982/83
21	TRAPPETT Doug	12	2	49	7	7.0	10.3	4.1	70	B 2	MITCHELL PARK	11	1986/87
22	STEER Peter	17	2	51	7	7.3	14.6	3.0	70	B 4	MITCHELL PARK	3	1983/84
23	SCOTT Ron	18.4	3	51	7	7.3	16.0	2.7	70	B 3	KESWICK	FS	1995/96
24	SCOTT Ron	20	5	51	7	7.3	17.1	2.6	70	C 4	BANK SA	5	1997/98
25	COOMBE Peter A	26.1	4	53	7	7.6	22.4	2.0	70	A 2	WESTMINSTER O.	GF	1984/85
26	BROWN David F	23.5	4	54	7	7.7	20.4	2.3	70	C 4	PANORAMA	9	1997/98
27	LITSTER Dave	20	4	55	7	7.9	17.1	2.8	70	B 3	ADELAIDE CAVAL	4	1995/96
28	LITSON Dave	20	3	55	7	7.9	17.1	2.8	70	A 1	ICC SHARKS	10	1998/99
29	WILKIN Anthony	27	6	56	7	8.0	23.1	2.1	70	B 3	MITCHELL PARK	10	2008/09
30	McNAMARA Trinity	16.2	2	57	7	8.1	14.0	3.5	70	C 5	ST GEORGE	6	1996/97
31	PEARCE Mike	24	4	67	7	9.6	20.6	2.8	88	B 3	KENILWORTH	9	1989/90
32	SMITH John	13.5	2	68	7	9.7	11.9	4.9	70	C 5	ICC SHARKS	11	2001/02
33	MARSHALL Ashley	24	6	77	7	11.0	20.6	3.2	70	B 3	ST GEORGE	11	2008/09
34	GIBBIE John	16	1	78	7	11.1	13.7	4.9	70	D 5	WESTMINSTER O.	10	1997/98
35	CONLEY Andrew	13.3	0	80	7	11.4	11.6	5.9	70	A 1	SOUTH ROAD	2	1989/90
36	BROWNE Noel	18.2	1	89	7	12.7	15.7	4.9	70	B 2	KESWICK	11	1999/00
37	WEBLEY Troy	19	1	91	7	13.0	16.3	4.8	70	B 3	BELAIR	5	2008/09
38	SMITH John	10	6	5	6	0.8	10.0	0.5	75	C 4	SOUTH ROAD	5	1999/00
39	MARSHALL Ashley	5.3	1	6	6	1.0	5.5	1.1	67	D 5	COROMANDEL	2	1997/98
40	HUXTABLE Andrew	9	5	6	6	1.0	9.0	0.7	67	C 5	WOODCROFT	8	2005/06
41	KUSTERMANN Bernie	5.5	2	7	6	1.2	5.8	1.2	67	C 6	EDWARDSTOWN	4	1989/90
42	BURROWS Mark	7.1	3	8	6	1.3	7.2	1.1	60	C 7	MITCHELL PARK	6	2016/17
43	LYNE Mick	11.3	4	10	6	1.7	11.5	0.9	60	C 5	SOUTHERN	1	2001/02
44	WILKIN Anthony	12.5	6	10	6	1.7	12.8	0.8	67	B 2	COROMANDEL	11	2002/03
45	HUCKSTEPP Craig	11	5	13	6	2.2	11.0	1.2	60	B 2	HECTORVILLE	1	1994/95
46	BROWN David F	11.1	4	14	6	2.3	11.2	1.3	60	C 4	CAMPB' TOWN/ANZ	3	1997/98
47	WILLIAMS Scott	16.2	7	15	6	2.5	16.3	0.9	60	B 2	NORTH HAVEN	8	1997/98
48	BARTON Matthew	10.2	3	16	6	2.7	10.3	1.5	60	C 5	SOUTHERN	1	2001/02
49	DENIET Josh	9	3	16	6	2.7	9.0	1.8	60	C 6	NORTH HAVEN	6	2007/08
50	PAPAGALLO Frank	11	3	20	6	3.3	11.0	1.8	60	A 2	KARANA	FS	1984/85
51	GREEN Anthony	12	5	20	6	3.3	12.0	1.7	60	C 6	PLYMPTON FOOTB	6	2011/12
52	BELL Geoff	16.1	5	21	6	3.5	16.2	1.3	60	A 4	COROMANDEL RAM	6	1981/82
53	DEANE Andrew	7	2	21	6	3.5	7.0	3.0	60	B 3	ADELAIDE CAVAL	6	1985/86
54	TEMBY Paul	6.1	0	22	6	3.7	6.2	3.6	60	A 2	KESWICK	4	2010/11
55	BRYSON Brett	14.1	6	22	6	3.7	14.2	1.6	60	C 7	PORT NOARLUNGA	5	2016/17
56	COCHRANE Herb	11.4	4	23	6	3.8	11.7	2.0	67	B 4	M.P.S.M.	5	1983/84
57	SCOTT Ron	12	3	23	6	3.8	12.0	1.9	60	C 7	PLYMPTON FOOTB	11	2016/17
58	HUCKSTEPP Craig	15	4	27	6	4.5	15.0	1.8	60	D 6	ST MARKS	7	1992/93
59	PATMORE Dave	10	1	28	6	4.7	10.0	2.8	60	B 6	M.P.S.M.	3	1981/82
60	KING Dave	19	10	29	6	4.8	19.0	1.5	60	A 6	CAMPBELLTOWN	3	1979/80
61	GIBBIE John	22	9	29	6	4.8	22.0	1.3	67	D 6	COROMANDEL RAM	11	1996/97
62	McNAMARA Trinity	15	4	29	6	4.8	15.0	1.9	60	C 4	SOUTHERN	4	1997/98
63	HUCKSTEPP Craig	11	3	29	6	4.8	11.0	2.6	60	C 4	PLYMPTON FOOTB	1	1998/99
64	WILLIAMS Scott	10.5	1	29	6	4.8	10.8	2.7	60	B 2	ICC SHARKS	3	2002/03
65	GIBBIE John	7	1	31	6	5.2	7.0	4.4	67	D 5	ANZ BANK	8	1994/95
66	PAPAGALLO Frank	13	1	32	6	5.3	13.0	2.5	60	A 2	NATIONAL BANK	4	1984/85
67	WILKIN Anthony	13	3	32	6	5.3	13.0	2.5	60	C 6	MORPHETTville	4	2015/16
68	BELL Geoff	14	2	33	6	5.5	14.0	2.4	67	B 7	GLENELG LACROS	5	1980/81
69	GIBBIE John	11.4	1	33	6	5.5	11.7	2.8	60	D 6	KESWICK	10	1996/97
70	RANGER Brenton	14	4	34	6	5.7	14.0	2.4	67	B 7	MITCHELL PARK	12	1980/81
71	WILLIAMS John	21.5	7	34	6	5.7	21.8	1.6	60	A 1	COROMANDEL	FS	1994/95
72	WILKIN Anthony	24	6	35	6	5.8	24.0	1.5	60	B 2	KESWICK	FS	2002/03
73	MARSHALL Ashley	7	2	35	6	5.8	7.0	5.0	60	C 7	ST GEORGE	3	2006/07
74	BRYSON Brett	10	1	35	6	5.8	10.0	3.5	60	D 7	MITCHELL PARK	7	2015/16
75	CRAIGIE Grant	13.3	1	36	6	6.0	13.5	2.7	60	B 2	SALESIAN	7	1986/87
76	WILLIAMS John	17.2	7	36	6	6.0	17.3	2.1	60	A 1	COROMANDEL RAM	7	1989/90
77	GIBBIE John	15.2	1	36	6	6.0	15.3	2.3	60	D 6	HECTORVILLE	3	1992/93
78	MAZURKE Danny	15.1	3	36	6	6.0	15.2	2.4	60	B 2	PANORAMA	GF	1992/93
79	BROWN David F	18.3	8	37	6	6.2	18.5	2.0	60	D 6	WESTERN YOUTH	11	2001/02
80	MAZURKE Danny	16	4	38	6	6.3	16.0	2.4	60	C 5	KESWICK	4	1991/92
81	WOOD Craig	14.1	5	39	6	6.5	14.2	2.8	60	A 2	KESWICK	FS	2007/08
82	HUCKSTEPP Craig	13	2	40	6	6.7	13.0	3.1	60	B 2	BANK SA	8	1994/95
83	BROWNE Noel	14	5	40	6	6.7	14.0	2.9	60	D 5	NORTH HAVEN	10	2000/01
84	GIBBIE John	16	2	42	6	7.0	16.0	2.6	60	D 6	WESTMINSTER O.	6	1996/97
85	BEATTIE John	23	9	42	6	7.0	23.0	1.8	67	B 2	KESWICK	1	2002/03
86	WILKIN Anthony	19.3	5	43	6	7.2	19.5	2.2	60	A 1	PANORAMA	3	2000/01
87	LOY Tony	12.1	3	44	6	7.3	12.2	3.6	60	C 5	RIDGE PARK	7	1995/96
88	MYSTUIK Simon	20.1	4	45	6	7.5	20.2	2.2	67	C 4	MORPHETTville	2	2000/01
89	ISLAM Robiul	15.4	3	45	6	7.5	15.7	2.9	60	A 2	MORPHETTville	7	2013/14
90	WILLIAMS John	17.2	3	46	6	7.7	17.3	2.7	60	A 1	KENILWORTH	9	1988/89
91	MARSHALL Ashley	11	1	46	6	7.7	11.0	4.2	60	A 2	NORTH HAVEN	9	2014/15
92	ISLAM Robiul	16.1	2	46	6	7.7	16.2	2.8	60	A 2	MORPHETT VALE	FS	2014/15

## ALL TIME MOST WICKETS IN AN INNINGS ...CONTINUED...

Rank	Player Name	Over	Mdn	Runs	Wkts	Ave	Ba/Wkt	Run/Over	%Tm Wkt	Grade & Div	Opposition	Rnd	Year
93	BURTENSHAW Dave	15.1	3	47	6	7.8	15.2	3.1	60	A 1	COROMANDEL	5	1999/00
94	NOBLE Graham	11	1	47	6	7.8	11.0	4.3	60	D 5	WESTERN YOUTH	6	2000/01
95	BELL Geoff	16	3	48	6	8.0	16.0	3.0	60	D 6	NORTH PARK	GF	1992/93
96	McNAMARA Trinity	19	5	49	6	8.2	19.0	2.6	60	C 5	MODBURY HEIGHT	1	1995/96
97	BROWNE Noel	13.1	0	50	6	8.3	13.2	3.8	60	A 1	HECTORVILLE	5	1997/98
98	SINCLAIR Bob	17.3	5	51	6	8.5	17.5	2.9	60	B 5	WESTMINSTER O.	8	1982/83
99	BROWN Mike	14.4	2	51	6	8.5	14.7	3.5	67	C 4	KENILWORTH	10	1993/94
100	EDWARDS Shaun	15	3	51	6	8.5	15.0	3.4	60	A 1	COROMANDEL RAM	9	2005/06
101	MARSHALL Ashley	19	7	51	6	8.5	19.0	2.7	67	B 3	COROMANDEL	8	2011/12
102	COOMBE Peter A	12.4	1	53	6	8.8	12.7	4.2	60	A 2	P.T.C.C.	5	1983/84
103	CRAIGIE Grant	15.1	1	53	6	8.8	15.2	3.5	60	B 2	ETSA CAVALIERS	6	1991/92
104	MAZURKE Danny	12	2	54	6	9.0	12.0	4.5	60	C 5	COROMANDEL RAM	6	1991/92
105	GIBBIE John	14.4	3	54	6	9.0	14.7	3.7	67	D 6	MODBURY HEIGHT	11	1992/93
106	WILKIN Anthony	23	2	55	6	9.2	23.0	2.4	60	B 2	MITCHELL PARK	8	1993/94
107	COCHRANE Herb	23.1	4	56	6	9.3	23.2	2.4	60	B 3	HECTORVILLE	7	1984/85
108	HUCKSTEPP Craig	12.2	2	59	6	9.8	12.3	4.8	60	D 5	PLYMPTON FOOTB	3	1993/94
109	GIBBIE Mick	18	3	60	6	10.0	18.0	3.3	60	B 2	SOUTH PARK	8	1999/00
110	MAZURKE Danny	14.3	3	63	6	10.5	14.5	4.3	60	C 6	ANZ BANK	10	1990/91
111	SMITH John	15	2	66	6	11.0	15.0	4.4	75	C 4	KENILWORTH	1	2003/04
112	WILLIAMS Scott	23	4	68	6	11.3	23.0	3.0	60	A 1	PLYMPTON FOOTB	2	1988/89
113	GIBBIE John	19	3	68	6	11.3	19.0	3.6	67	D 5	MODBURY HEIGHT	7	1994/95
114	EDWARDS Shaun	26	6	75	6	12.5	26.0	2.9	75	A 1	PLYMPTON FOOTB	11	2004/05
115	HUCKSTEPP Craig	21.4	7	77	6	12.8	21.7	3.6	60	C 4	MITCHELL PARK	5	1993/94
116	WILKIN Anthony	18.5	3	80	6	13.3	18.8	4.2	60	B 2	SHEIDOW PARK	2	1998/99
117	EDWARDS Shaun	14.1	2	81	6	13.5	14.2	5.7	60	A 1	KESWICK	1	2005/06
118	PATMORE Tim	17.1	2	82	6	13.7	17.2	4.8	60	B 5	KESWICK	1	1982/83
119	COOMBE Peter A	19	0	82	6	13.7	19.0	4.3	86	A 1	COROMANDEL	2	1987/88
120	CONLEY Andrew	20.5	0	83	6	13.8	20.8	4.0	60	A 1	HECTORVILLE	2	1994/95
121	CORNELISSEN Jack	6	3	6	5	1.2	7.2	1.0	71	D 7	WESTERN YOUTH	4	2015/16
122	WILLIAMS John	6.4	1	9	5	1.8	8.0	1.4	50	A 1	COROMANDEL	11	1997/98
123	MARSHALL Ashley	15	10	9	5	1.8	18.0	0.6	50	B 4	MITCHELL PARK	8	2015/16
124	HUCKSTEPP Craig	7	2	10	5	2.0	8.4	1.4	71	C 6	KESWICK	9	1990/91
125	BARNETT Mick	10.5	2	10	5	2.0	13.0	0.9	50	A 1	KESWICK	10	1993/94
126	GEORGE Paul	5.4	2	10	5	2.0	6.8	1.8	50	C 6	COROMANDEL RAM	7	2011/12
127	PATMORE Dave	11	6	11	5	2.2	13.2	1.0	50	B 6	HECTORVILLE	4	1981/82
128	PARHAM Trevor	4.3	1	11	5	2.2	5.4	2.4	50	A 4	SAVINGS BANK S	11	1981/82
129	GIBBIE John	12	6	12	5	2.4	14.4	1.0	50	D 6	COROMANDEL RAM	11	1996/97
130	HARPER Brent	5.4	1	12	5	2.4	6.8	2.1	50	A 2	PLYMPTON FOOTB	3	2007/08
131	McNAMARA Trinity	8	4	12	5	2.4	9.6	1.5	63	C 5	ICC SHARKS	1	2008/09
132	McNAMARA Trinity	11	8	12	5	2.4	13.2	1.1	50	A 2	SOUTH ROAD	11	2009/10
133	JENNINGS Tony	6	1	13	5	2.6	7.2	2.2	50	A 3	EASTWOOD	9	1982/83
134	MITCHELL Rick	7.2	1	13	5	2.6	8.8	1.8	50	A 1	HECTORVILLE	11	1991/92
135	WILLIAMS Scott	9	2	13	5	2.6	10.8	1.4	50	B 3	MITCHELL PARK	5	2005/06

## ALL TIME MOST ECONOMICAL LONG BOWLING INNINGS (MIN.20 OVERS)

Rank	Player Name	Over	Mdn	Runs	Wkts	Runs per Over	Grade & Div	Opposition	Rnd	Year
1	DENIET Josh	26	15	26	7	1.00	A 3	HAMILTON	GF	2016/17
2	SCOTT Ron	20	13	20	2	1.00	C 4	WESTMINSTER O.	FS	1998/99
3	HURCOMBE Peter	20	9	22	4	1.10	A 6	S.A. MACCABI	12	1979/80
4	HURCOMBE Peter	23	11	27	5	1.17	A 6	COROMANDEL	10	1979/80
5	RUSBY Shane	23	10	27	2	1.17	A 1	ANZ BANK	GF	1992/93
6	BELL Geoff	22	7	27	2	1.23	B 3	COROMANDEL	1	1984/85
7	WILKIN Anthony	26	8	32	5	1.23	B 2	SOUTH ROAD	2	1999/00
8	WILKIN Anthony	20	13	26	3	1.30	B 2	COROMANDEL RAM	4	1991/92
9	GIBBIE John	22	9	29	6	1.32	D 6	COROMANDEL RAM	11	1996/97
10	WILKIN Anthony	24	8	32	3	1.33	B 2	KESWICK	1	2002/03
11	DENIET Scott	25	10	35	5	1.40	A 1	KESWICK	10	2002/03
12	COCHRANE Herb	37.3	13	53	8	1.41	B 3	STATE BANK	8	1984/85
13	DEANE Andrew	20	6	29	3	1.45	B 4	NORTH HAVEN	9	1983/84
14	WILKIN Anthony	24	6	35	6	1.46	B 2	KESWICK	FS	2002/03
15	SINCLAIR Bob	21	7	32	1	1.52	A 6	COROMANDEL	10	1979/80

## ALL TIME MOST ECONOMICAL MEDIUM BOWLING INNINGS (13-19 OVERS)

Rank	Player Name	Over	Mdn	Runs	Wkts	Runs per Over	Grade & Div	Opposition	Rnd	Year
1	DENIET Josh	13	10	5	4	0.38	A 3	NORTH HAVEN	FS	2016/17
2	BELL Geoff	15	10	6	2	0.40	D 6	SOUTHERN	8	1995/96
3	COCHRANE Herb	19	13	9	1	0.47	B 3	ADELAIDE CAVAL	6	1984/85
4	WILKIN Anthony	15	9	8	3	0.53	B 4	COROMANDEL RAM	5	2007/08
5	HUCKSTEPP Craig	15	11	9	3	0.60	C 4	WESTMINSTER O.	FS	1998/99
6	MARSHALL Ashley	15	10	9	5	0.60	B 4	MITCHELL PARK	8	2015/16
7	BROWN David F	14	9	10	1	0.71	C 5	KENILWORTH	10	2005/06
8	SMITH John	17	11	13	1	0.76	C 4	KENILWORTH	1	1993/94
9	BROWN David F	15	5	12	3	0.80	D 6	KENILWORTH	10	2002/03
10	WILLIAMS John	18.3	11	15	5	0.81	A 1	SOUTH ROAD	1	1995/96
11	PATMORE Tim	16	9	13	4	0.81	B 6	MITCHELL PARK	10	1981/82
12	RUSBY Shane	19.3	9	17	4	0.87	B 2	HECTORVILLE	8	1998/99
13	HURCOMBE Peter	17	7	15	1	0.88	A 5	ADELAIDE CAVAL	2	1980/81
14	WILLIAMS Scott	16.2	7	15	6	0.92	B 2	NORTH HAVEN	8	1997/98
15	ISLAM Robiul	13	6	12	0	0.92	A 2	COROMANDEL	2	2014/15
16	SINCLAIR Bob	14	6	13	3	0.93	A 6	MITCHELL PARK	9	1979/80
17	RUSBY Shane	15	9	14	4	0.93	A 1	HECTORVILLE	1	1996/97
18	TONKIN Braedon	15	8	14	3	0.93	B 5	MITCHELL PARK	GF	2016/17
19	GIBBIE John	19	7	18	3	0.95	D 6	SOUTH ROAD	11	1991/92
20	PEARCE Mike	16	8	16	3	1.00	A 1	HECTORVILLE	2	1990/91

## ALL TIME MOST ECONOMICAL SHORT BOWLING INNINGS (8-12 OVERS)

Rank	Player Name	Over	Mdn	Runs	Wkts	Runs per Over	Grade & Div	Opposition	Rnd	Year
1	WILKIN Anthony	11	10	2	4	0.18	B 2	NORTH HAVEN	8	1997/98
2	SINCLAIR Bob	9	7	2	2	0.22	A 6	CAMPBELLTOWN	3	1979/80
3	ISLAM Robiul	9	7	2	1	0.22	A 2	BELAIR	3	2014/15
4	BARNETT Mick	8.1	6	2	4	0.24	B 2	HECTORVILLE	11	1991/92
5	KING Dave	8	6	3	1	0.38	A 6	COROMANDEL RAM	4	1979/80
6	MARSHALL Ashley	8	6	3	2	0.38	A 2	BELAIR	3	2014/15
7	SMITH John	10	6	5	6	0.50	C 4	SOUTH ROAD	5	1999/00
8	BEATTIE John	10	7	5	2	0.50	A 1	KESWICK	11	1999/00
9	KING Dave	8	4	4	0	0.50	A 6	MITCHELL PARK	9	1979/80
10	BROWN Mike	8	4	4	1	0.50	B 2	COROMANDEL RAM	4	1991/92
11	GULATI Sandeep	8	5	4	4	0.50	D 7	WOODCROFT	11	2014/15
12	WILLIAMS Rowan	9	6	5	0	0.56	A 3	MORPHETTville	6	2016/17
13	MARSHALL Ashley	10.3	6	6	2	0.57	B 4	MITCHELL PARK	FS	2015/16
14	KING Dave	10	5	6	0	0.60	A 6	PARAFIELD GARD	1	1979/80
15	DENIET Scott	10	5	6	0	0.60	A 2	KESWICK	FS	2007/08

## ALL TIME MOST WICKETS IN A MATCH

Rank	Player Name	Over	Mdn	Runs	Wkts	GrDv	Opposition	Rnd	Year
1	MARSHALL Ashley	26.4	14	31	11	B 5	SOUTH ROAD	12	2016/17
2	GIBBIE John	34	15	41	11	D 6	COROMANDEL RAM	11	1996/97
3	KING Dave	25.1	12	50	11	A 6	CAMPBELLTOWN	3	1979/80
4	COCHRANE Herb	28.4	7	67	11	B 4	M.P.S.M.	5	1983/84
5	BURROWS Mark	13.1	7	19	10	C 7	MITCHELL PARK	6	2016/17
6	PAPAGALLO Frank	15.1	5	42	10	B 7	MITCHELL PARK	12	1980/81
7	PATMORE Dave	20	5	70	10	B 5	SOUTHERN UNITE	2	1982/83
8	TRAPPELT Doug	29	4	129	10	B 2	MITCHELL PARK	11	1986/87

## ALL TIME MOST RUNS OFF A SINGLE OVER

Rank	Player Name	Runs Off Over	Over number	Grade & Div	Opposition	Rnd	Year
1	HODGE David	36	5	B 2	ROSEWATER	5	1987/88
2	BROWN David F	34	6	C 6	SOUTH ROAD	2	2011/12
3	PUGH Ben	33	3	C 5	WOODCROFT	5	2008/09
4	HODGE David	32	6	B 2	ROSEWATER	5	1987/88
5	WILLIAMS Jarrod	30	1	D 7	PLYMPTON FOOTB	2	2013/14
6	FERGUSON Haimish	30	5	B 4	NORTH HAVEN	5	2015/16
7	EDWARDS Shaun	29	20	A 1	WESTERN YOUTH	7	2005/06
8	WILLIAMS John	28	4	A 1	CAMPB'TOWN/ANZ	7	1997/98
9	BROWNE Noel	28	4	A 1	CAMPB'TOWN/ANZ	7	1997/98
10	GIBBIE Chris	28	5	B 4	COVE	2	2013/14

## ALL TIME MOST RUNS CONCEDED BY BOWLER IN INNINGS

Rank	Player Name	Over	Mdn	Runs	Wkts	Run/Over	GrDv	Opposition	Rnd	Year
1	THOMSON Peter	18	0	131	0	7.28	D 5	RIDGE PARK	4	1994/95
2	LYNE Mick	19	2	126	3	6.63	B 2	COROMANDEL RAM	7	2003/04
3	SMITH John	24	0	122	2	5.08	B 2	SHEIDOW PARK	6	1994/95
4	CRAIGIE Grant	27	4	119	5	4.41	B 2	MODBURY HEIGHT	7	1994/95
5	HEDGER Phil	22	1	114	4	5.18	C 4	SEAVIEW O.S.	6	1994/95

## ALL TIME MOST WICKET-KEEPING DISMISSALS IN AN INNINGS

Rank	Player Name	W/K	Dismissals	%Wkts	Grade & Div	Opposition	Rnd	Year
		Ct	St	Total	Taken			
1	FORSTER Tony	5	2	7	70	A 1	NORTH HAVEN	FS 1991/92
2	MANOS George	6	-	6	60	B 3	PANORAMA	10 1984/85
3	FORSTER Tony	4	2	6	60	A 1	COROMANDEL	9 1992/93
4	PEARCE Darren	4	2	6	60	A 1	MITCHELL PARK	8 1993/94
5	HUXTABLE Andrew	1	5	6	60	B 2	SOUTH PARK	8 1999/00
6	SCHULTZ Kristian	6	-	6	60	A 1	HECTORVILLE	7 2000/01
7	HUXTABLE Andrew	4	2	6	60	A 2	MORPHETTville	5 2007/08
8	LIPSETT Wes	5	-	5	63	A 2	NORTH HAVEN	4 2011/12
9	FORSTER Tony	2	3	5	56	A 1	SOUTH ROAD	11 1996/97
10	FORSTER Tony	4	1	5	50	A 1	SOUTH ROAD	5 1987/88
11	FORSTER Tony	4	1	5	50	A 1	ADELAIDE CAVAL	11 1993/94
12	FORSTER Tony	2	3	5	50	A 1	HECTORVILLE	2 1994/95
13	BROWN Andrew	3	2	5	50	D 6	COROMANDEL RAM	11 1996/97
14	SCHULTZ Kristian	5	-	5	50	A 1	COROMANDEL RAM	9 2000/01
15	SCHULTZ Kristian	4	1	5	50	A 1	COROMANDEL	3 2005/06
16	BROWN Andrew	2	3	5	50	C 6	NORTH HAVEN	6 2007/08

## ALL TIME MOST FIELD CATCHES IN AN INNINGS

Rank	Player Name	Field Catches	%Wkts	Grade & Div	Opposition	Rnd	Year
			Taken				
1	FORSTER Sean	6	60	C 4	NORTH HAVEN	4	2003/04
2	CASEY Aaron	5	50	D 7	HAMILTON	2	2015/16
3	LANDORF Jason	4	67	B 2	NORTH HAVEN	4	1996/97
4	CONROY Brian	4	50	B 2	ROSEWATER	5	1987/88
5	CONROY Brian	4	44	D 6	NORWOOD UNION	5	1991/92
6	PARHAM Trevor	4	40	A 1	NORWOOD UNION	1	1985/86
7	LAIRD Dean	4	40	B 2	PANORAMA	8	1988/89
8	SANTOS John	4	40	B 3	MODBURY HEIGHT	1	1989/90
9	WILLIAMS Mark	4	40	B 3	COROMANDEL RAM	8	1995/96
10	ROWE Brenton	4	40	B 2	ROSEWATER	4	2004/05
11	HUGHES Peter	4	40	B 3	SOUTHERN	9	2011/12

## ALL TIME BEST BATTING/BOWLING ALLROUNDER IN A SEASON

Rank	Player Name	Ga	Inn	NO	Runs	Ave	Overs	Mdn	Runs	Wkts	Ave	COTY points	Year & Div
<b>300 RUNS &amp; 30 WICKETS</b>													
1	GIBBIE John	12	11	-	341	31.0	204.2	39	585	57	10.3	1139	1996/97 6
2	GIBBIE John	12	14	-	367	26.2	171.3	27	624	39	16.0	913	1995/96 6;3
3	GIBBIE John	11	11	-	400	36.4	100.2	11	473	33	14.3	862	1994/95 5
4	MAZURKE Danny	12	12	-	338	28.2	181	49	480	33	14.5	800	1990/91 6
5	HARPER Brent	13	12	-	362	30.2	104	17	315	31	10.2	796	2009/10 2
6	McNAMARA Trinity	12	14	3	303	27.5	162.4	26	525	34	15.4	779	1996/97 2;5
<b>250 RUNS &amp; 25 WICKETS</b>													
7	GIBBIE Mick	13	13	1	608	50.7	148.4	14	584	27	21.6	986	2002/03 6;2
8	PANSINI Angelo	12	12	3	531	59.0	114.3	21	341	26	13.1	895	2015/16 6;7
9	CONLEY Andrew	11	12	-	475	39.6	126.4	18	468	25	18.7	825	1995/96 1
10	GIBBIE John	13	14	4	399	39.9	128.5	17	492	29	17.0	805	1997/98 5
11	GIBBIE Mick	10	11	2	415	46.1	89.4	19	282	26	10.8	779	2001/02 3;1
12	GIBBIE Mick	13	14	-	364	26.0	151.4	30	474	29	16.3	770	1996/97 2;1
13	KING Russell	11	11	-	412	37.5	154.1	35	469	25	18.8	762	1999/00 1
14	WILLIAMS John	11	11	1	381	38.1	200.3	58	406	27	15.0	759	1995/96 1
15	DEANE Andrew	11	11	1	342	34.2	126	27	373	29	12.9	748	1985/86 3;1
16	CRAIGIE Grant	12	13	2	355	32.3	131.5	25	370	27	13.7	733	1995/96 3
17	GIBBIE Mick	13	13	-	367	28.2	133.4	17	468	26	18.0	731	1999/00 2
18	MARSHALL Ashley	13	11	3	260	32.5	139.4	35	460	33	13.9	722	2016/17 5
19	WILLIAMS John	13	10	4	307	51.2	191.1	55	413	28	14.8	699	1990/91 1
20	CORNELISSEN Jack	13	10	1	299	33.2	113.2	38	241	28	8.6	691	2015/16 7;4
21	WILLIAMS John	11	11	2	255	28.3	180.4	27	523	29	18.0	661	1988/89 1
22	COOMBE Peter A	10	9	4	255	51.0	95.1	10	356	27	13.2	633	1983/84 2
23	LISTON Dave	11	13	1	260	21.7	153	26	462	26	17.8	624	1998/99 1
<b>200 RUNS &amp; 20 WICKETS</b>													
24	DENIET Josh	16	11	2	237	26.3	170.5	67	310	48	6.5	909	2016/17 3
25	BELL Geoff	13	14	2	503	41.9	158.5	33	431	24	18.0	839	1997/98 5
26	PATMORE Dave	11	14	2	244	20.3	169.5	46	458	41	11.2	818	1981/82 6
27	BELL Geoff	11	12	-	249	20.8	169.1	34	463	39	11.9	795	1980/81 7;5
28	CONLEY Andrew	13	12	2	394	39.4	91.5	0	409	21	19.5	688	1994/95 1
29	GIBBIE John	13	10	3	229	32.7	120.3	11	468	32	14.6	677	1992/93 6;2;4
30	BELL Geoff	10	13	3	384	38.4	133	34	311	20	15.6	664	1995/96 6
31	CONLEY Andrew	10	10	1	329	36.6	141	22	438	23	19.0	651	1996/97 1
32	SMITH John	11	13	-	237	18.2	106.1	27	263	29	9.1	643	1998/99 4
33	GIBBIE John	11	11	1	287	28.7	107.2	8	480	24	20.0	623	1993/94 5;4
34	WILLIAMS John	10	10	-	313	31.3	130.2	29	301	22	13.7	621	1986/87 1
35	GIBBIE Mick	11	11	1	313	31.3	119.3	6	484	22	22.0	621	1998/99 2
36	COOMBE Peter A	11	7	2	236	47.2	126.5	11	480	27	17.8	614	1987/88 1;2
37	BELL Geoff	13	11	1	240	24.0	136.4	42	309	26	11.9	604	1996/97 6
38	WILLIAMS John	9	8	1	266	38.0	163	51	345	24	14.4	602	1996/97 1
39	WILLIAMS John	11	13	3	307	30.7	108.4	25	275	21	13.1	601	1997/98 1
40	WILLIAMS John	12	13	3	236	23.6	159.4	35	413	26	15.9	600	1993/94 1
41	COOMBE Peter A	13	11	5	306	51.0	103.1	11	365	21	17.4	600	1984/85 2
42	BELL Geoff	13	12	2	247	24.7	104.3	26	350	24	14.6	583	1992/93 6;4
43	BRAMMY Simon	11	12	3	204	22.7	117.3	22	362	27	13.4	582	2002/03 6;2
44	BROWN Mike	11	11	-	257	23.4	114	16	428	23	18.6	579	1993/94 4
45	WILLCOX Steve	10	11	1	248	24.8	132.2	31	383	23	16.7	570	2003/04 6
46	BROWN David F	11	12	2	216	21.6	86.3	15	272	25	10.9	566	1997/98 4;2
47	MARSHALL Ashley	11	11	-	240	21.8	116.1	22	414	23	18.0	562	2002/03 6;4
48	McNAMARA Trinity	9	9	-	203	22.6	85.1	25	240	24	10.0	539	2009/10 2;6
49	GIBBIE Mick	11	11	-	251	22.8	98.1	16	399	20	20.0	531	2003/04 2
50	CRAIGIE Grant	13	10	3	235	33.6	152.1	18	440	21	21.0	529	1992/93 2
51	BROWN Mike	13	10	-	200	20.0	118.1	23	297	23	12.9	522	1990/91 6;3
52	CRAIGIE Grant	11	10	-	237	23.7	121.1	20	411	20	20.6	517	1987/88 2;1
53	MARSHALL Ashley	12	12	1	201	18.3	94.3	14	395	22	18.0	509	2007/08 4
<b>150 RUNS &amp; 15 WICKETS</b>													
54	DEANE Andrew	11	10	3	161	23.0	213	49	588	47	12.5	819	1984/85 3;2
55	PANSINI Angelo	16	15	2	541	41.6	108.1	19	342	17	20.1	779	2016/17 7;5
56	MAZURKE Danny	11	10	-	172	17.2	176.4	35	487	42	11.6	760	1991/92 5
57	STEER Peter	10	9	2	196	28.0	206.4	37	556	39	14.3	742	1983/84 4;2
58	WILLIAMS John	12	9	2	185	26.4	178.3	38	454	33	13.8	647	1989/90 1
59	PARHAM Trevor	11	11	2	359	39.9	61.5	10	227	18	12.6	611	1981/82 4
60	WILLIAMS John	12	10	2	175	21.9	162.2	50	317	30	10.6	595	1991/92 1

## ALL TIME BEST ALLROUND SEASON (RUNS/WICKETS/CATCHES/STUMPINGS)

Rank	Player Name	Ga	Season Runs	Wkts	Ct	St	COTY points	Year & Div
1	GIBBIE John	12	341	57	4	-	1219	1996/97 6
2	FORSTER Tony	12	522	-	21	9	1122	1997/98 1
3	McNAMARA Trinity	12	303	34	14	-	1059	1996/97 2;5
4	KING Russell	11	412	25	14	-	1042	1999/00 1
5	GIBBIE Mick	13	608	27	2	-	1026	2002/03 6;2
6	BALYM Anton	16	584	-	12	10	1024	2016/17 3
7	DENIET Josh	16	237	48	5	-	1009	2016/17 3
8	PANSINI Angelo	12	531	26	5	-	995	2015/16 6;7
9	GIBBIE John	12	367	39	4	-	993	1995/96 6;3
10	CONLEY Andrew	11	475	25	8	-	985	1995/96 1
11	CORNELISSEN Jack	13	299	28	14	-	971	2015/16 7;4
12	FORSTER Tony	10	428	-	18	9	968	1996/97 1
13	CONLEY Andrew	13	394	21	14	-	968	1994/95 1
14	GIBBIE John	11	400	33	5	-	962	1994/95 5
15	HODGE Andrew	13	757	1	9	-	951	1996/97 6
16	BELL Geoff	13	503	24	5	-	939	1997/98 5
17	DEANE Andrew	11	161	47	5	-	919	1984/85 3;2
18	WILLIAMS John	11	381	27	8	-	919	1995/96 1
19	CRAIGIE Grant	12	355	27	9	-	913	1995/96 3
20	MANOS George	10	339	-	20	8	899	1981/82 6



## ALL TIME MOST RUNS IN A SEASON

Rank	Player Name	Ga	Inn	NO	Runs	Ave	Innings	Scores	%	%	Strokes	Year & Div
							Hi	100>50>30>10>0*	0	0	6s 4s 1s	
1	HODGE Andrew	13	12	2	757	75.7	125*	2 6 2 - 2 -	29	52	21 95 157	1996/97 6
2	EDWARDS Rob	11	12	2	678	67.8	188	1 5 2 4 - -	29	56	19 73 160	1995/96 5
3	ALSOP Greg	13	12	1	667	60.6	118	3 2 4 1 2 -	27	58	24 65 119	2001/02 3
4	CONLEY Andrew	13	12	3	650	72.2	126	4 2 - 3 3 -	26	47	6 93 169	2009/10 6
5	CONROY Brian	11	13	2	628	57.1	156*	2 3 1 2 3 2	25	68	45 55 92	1982/83 5
6	GIBBIE Mick	13	13	1	608	50.7	98	- 5 5 2 - -	1	23	54 11 73	158 2002/03 6;2
7	HODGE Andrew	13	14	2	596	49.7	123	1 5 2 3 2 1	22	52	4 81 130	1997/98 5
8	CRAIGIE Grant	11	11	-	591	53.7	107	1 5 1 3 - -	1	26	48 20 64	144 2007/08 6
9	BALYM Anton	16	15	4	584	53.1	104*	1 3 4 4 3 -	19	41	- 74 156	2016/17 3
10	EMERY Peter	9	10	-	544	54.4	155	2 2 2 3 1 -	28	71	50 43 53	1992/93 6;4
11	PANSINI Angelo	16	15	2	541	41.6	126	3 - 3 3 5 1	23	64	26 57 97	2016/17 7;5
12	TEMBY Paul	16	12	-	540	45.0	138	2 2 2 2 4 -	18	65	26 67 73	2016/17 5;7;3
13	PANSINI Angelo	12	12	3	531	59.0	212*	1 3 - 5 3 -	28	69	44 40 63	2015/16 6;7
14	FORSTER Tony	12	14	-	522	37.3	114	2 2 1 4 4 1	20	50	14 53 129	1997/98 1
15	BURNETT Bill	13	12	1	519	47.2	80	- 5 2 4 1 -	19	47	2 47 149	1994/95 1
16	HODGE Andrew	12	12	2	512	51.2	104	1 5 1 3 1 1	24	57	15 61 95	1980/81 5
17	HEDGER John	12	12	2	512	51.2	107*	2 2 3 3 2 -	21	61	15 38 121	1991/92 1
18	WILSON Gary	12	12	4	507	63.4	75*	- 6 2 2 1 1	22	59	31 52 65	2015/16 4;6;2
19	BELL Geoff	13	14	2	503	41.9	98*	- 5 2 4 3 -	19	41	2 31 223	1997/98 5
20	WILSON Gary	15	13	4	501	55.7	105*	1 3 3 3 3 -	24	65	37 39 73	2016/17 8;7;5
21	NOBLE Bob	11	13	4	493	54.8	85	- 5 2 3 3 -	20	42	2 69 152	1982/83 3;5
22	CONLEY Andrew	12	11	4	479	68.4	163*	2 1 2 5 - -	1	25	53 9 71	94 2011/12 6
23	CONLEY Andrew	9	9	2	478	68.3	129*	1 4 1 2 1 -	27	49	5 74 110	2013/14 4;2
24	DALY Mick	11	11	-	476	43.3	123	1 4 - 3 3 -	22	53	10 63 100	1989/90 6
25	CONLEY Andrew	11	12	-	475	39.6	161	1 1 3 5 2 -	20	46	3 60 111	1995/96 1
26	BURNETT Tom	11	13	4	474	52.7	74	- 1 9 2 1 -	23	40	1 46 212	1981/82 4
27	DALY Mick	9	13	1	467	38.9	133*	2 2 - 4 5 -	22	56	8 68 93	1981/82 6
28	FERGUSON Haimish	16	15	1	464	33.1	140*	1 1 4 4 5 -	15	57	2 69 93	2016/17 5;3
29	BELL Geoff	11	11	1	462	46.2	107	1 2 4 2 2 -	23	44	1 43 168	2001/02 6
30	CONLEY Andrew	10	10	-	453	45.3	95	- 4 3 2 1 -	22	53	7 64 127	2012/13 6;4
31	DAVIDSON Phil	11	12	1	450	40.9	88	- 5 1 3 3 -	21	63	16 53 83	1995/96 3;6
32	FERGUSON Jason	11	10	-	445	44.5	88	- 4 3 1 2 -	25	65	16 47 120	2013/14 5
33	CONROY Brian	10	13	-	442	34.0	111	1 2 2 4 3 1	20	68	21 57 50	1981/82 4;6
34	ALSOP Greg	11	12	2	440	44.0	106	1 3 - 6 2 -	21	55	7 49 98	2000/01 2
35	BURNETT Bill	11	12	3	438	48.7	111*	1 1 4 4 2 -	21	53	- 36 155	1983/84 2
36	CONROY Brian	13	13	-	438	33.7	103	1 4 1 2 4 1	15	63	24 39 78	1985/86 3
37	EDWARDS Rob	12	14	3	437	39.7	113	1 2 4 1 5 1	20	51	11 55 99	1996/97 5
38	BURNETT Bill	13	13	1	434	36.2	110*	2 - 3 4 3 1	17	55	5 34 135	1984/85 2
39	LIPSETT Wes	13	13	-	433	33.3	89	- 5 2 1 4 1	18	42	4 34 128	2009/10 2;6
40	BURNETT Bill	11	11	5	432	72.0	133*	1 2 2 5 1 -	20	47	1 54 159	2013/14 5
41	O'CONNELL Lachlan	8	9	-	431	47.9	109	2 3 - 2 1 1	25	72	23 35 59	2000/01 1
42	BODEN Nick	13	12	1	430	39.1	87	- 3 3 5 - -	1	17	52 8 56 76	2016/17 3
43	HARRIS Glenn	16	13	2	430	39.1	172	1 - 4 6 2 -	19	69	19 54 53	2016/17 7
44	FORSTER Tony	10	10	1	428	47.6	81	- 5 2 2 1 -	20	55	10 37 104	1996/97 1
45	O'CONNELL Lachlan	9	11	-	424	38.5	68	- 4 3 3 - -	1	23	68 11 56 56	2001/02 1
46	WILLIAMS Mark	11	11	-	421	38.3	90	- 3 2 4 1 1	19	47	4 44 115	1989/90 3;1
47	EDWARDS Rob	11	11	2	416	46.2	107*	2 2 1 3 3 -	22	47	5 39 127	1990/91 3
48	GIBBIE Mick	10	11	2	415	46.1	119	1 2 2 2 4 -	20	46	14 38 89	2001/02 3;1
49	GIBBIE Dom	12	11	1	413	41.3	140	2 - 1 5 3 -	17	48	4 50 89	2001/02 5
50	EDWARDS Rob	12	12	1	413	37.5	135*	1 1 5 2 1 2	19	45	9 36 124	1998/99 2
51	KING Russell	11	11	-	412	37.5	82	- 3 3 3 2 -	19	43	10 37 93	1999/00 1
52	SMITH John	10	11	3	406	50.8	83*	- 5 - 3 3 -	20	38	- 33 185	1983/84 4
53	GIBBIE John	11	11	-	400	36.4	103	1 3 1 4 2 -	17	48	11 48 99	1994/95 5
54	MONAHAN Phil	12	12	-	400	33.3	69	- 3 3 4 1 1	18	62	11 56 64	2007/08 4
55	GIBBIE John	13	14	4	399	39.9	61*	- 4 3 3 3 1	15	60	13 42 83	1997/98 5
56	PANSINI Angelo	12	11	1	399	39.9	146	1 1 3 3 2 1	23	67	16 50 58	2013/14 4;5;2
57	PARHAM Trevor	7	6	-	398	66.3	128	2 2 1 - -	1	32	72 16 43 76	2006/07 1;7
58	BELSAK Andrew	10	11	-	398	36.2	117	1 2 1 5 2 -	21	59	12 48 70	2015/16 2
59	PARHAM Trevor	12	11	1	397	39.7	108*	1 2 1 4 2 1	16	50	- 50 98	1994/95 1
60	HODGE David	10	10	1	394	43.8	76	- 5 1 1 2 1	17	38	2 33 163	1990/91 6
61	CONLEY Andrew	13	12	2	394	39.4	124*	1 2 - 6 2 1	14	44	- 37 136	1994/95 1
62	CONROY Brian	11	12	1	394	35.8	97	- 3 3 2 4 -	16	69	14 48 53	1991/92 6
63	HUGHES Peter	13	12	1	389	35.4	125	1 - 4 5 2 -	17	39	1 54 97	2015/16 7;4
64	EDWARDS Rob	13	14	1	389	29.9	65	- 2 6 2 3 1	14	47	8 28 107	1984/85 2;3
65	HODGE Andrew	8	9	3	388	64.7	112	2 1 1 2 3 -	22	50	11 47 67	1994/95 5

## ALL TIME MOST WICKET-KEEPING DISMISSALS IN A SEASON

Rank	Player Name	Games	WK Games	WK Dismissals	per WK Match	Year & Div
				Ct St Total		
1	FORSTER Tony	12	12	17 17	34	2.83 1991/92 1
2	FORSTER Tony	12	12	21 9	30	2.50 1997/98 1
3	MANOS George	10	10	20 8	28	2.80 1981/82 6
4	FORSTER Tony	12	12	19 9	28	2.33 1995/96 1
5	FORSTER Tony	10	10	18 9	27	2.70 1996/97 1
6	FORSTER Tony	11	11	16 11	27	2.45 1990/91 1
7	TEMBY Paul	11	11	24 2	26	2.36 2004/05 1
8	HUXTABLE Andrew	13	13	13 13	26	2.00 1999/00 2
9	BROWN Andrew	13	12	16 9	25	2.08 1996/97 6
10	FORSTER Tony	10	9	16 8	24	2.67 1987/88 1
11	FORSTER Tony	12	12	19 5	24	2.00 1992/93 1
12	FORSTER Tony	12	11	20 4	24	2.18 1994/95 1
13	FULLER Paul	13	12	22 2	24	2.00 2001/02 3
14	FORSTER Tony	12	12	19 4	23	1.92 1993/94 1
15	BALYM Anton	12	12	14 9	23	1.92 2014/15 2
16	FORSTER Tony	10	10	8 14	22	2.20 1989/90 1
17	SCHULTZ Kristian	11	9	22 -	22	2.44 2000/01 1;2
18	SCHULTZ Kristian	11	11	20 2	22	2.00 2012/13 2
19	PEARCE Darren	12	12	20 2	22	1.83 1990/91 1;6;3
20	LIPSETT Wes	12	11	20 2	22	2.00 2010/11 2
21	BALYM Anton	16	15	12 10	22	1.47 2016/17 3

## ALL TIME MOST WICKETS IN A SEASON

Rank	Player Name	Ga	In	Overs	Mdn	Runs	Wkts	Ave	Innings Best	Figures 6w 5w 4w 3w	Ba/Wkt	Run/Over	% Tm	Year & Div
1	GIBBIE John	12	14	204.2	39	585	57	10.3	6/29	3 3 2 4	22	2.9	43	1996/97 6
2	SINCLAIR Bob	12	16	206.2	53	459	50	9.2	7/24	1 3 2 5	25	2.2	34	1980/81 5
3	DENIET Josh	16	15	170.5	67	310	48	6.5	7/26	1 2 4 2	21	1.8	32	2016/17 3
4	DEANE Andrew	11	18	213	49	588	47	12.5	5/26	- 3 3 4	27	2.8	32	1984/85 3;2
5	WILKIN Anthony	11	14	227.5	42	733	47	15.6	6/43	1 2 4 3	29	3.2	41	2000/01 1
6	BELL Geoff	11	15	172.2	48	411	44	9.3	7/40	2 1 3 2	24	2.4	33	1981/82 4
7	SINCLAIR Bob	12	19	207.4	77	380	43	8.8	5/14	- 2 2 3	29	1.8	26	1979/80 6
8	MAZURKE Danny	11	13	176.4	35	487	42	11.6	6/38	2 1 2 3	25	2.8	36	1991/92 5
9	PATMORE Dave	11	18	169.5	46	458	41	11.2	6/28	1 3 - 1	25	2.7	26	1981/82 6
10	WILKIN Anthony	13	14	244.1	75	469	41	11.4	5/32	- 3 2 4	36	1.9	33	1999/00 2;1
11	BELL Geoff	11	15	169.1	34	463	39	11.9	6/33	1 1 4 2	26	2.7	28	1980/81 7;5
12	STEER Peter	10	14	206.4	37	556	39	14.3	7/14	2 1 - 3	32	2.7	30	1983/84 4;2
13	GIBBIE John	12	13	171.3	27	624	39	16.0	5/21	- 3 3 2	26	3.6	37	1995/96 6;3
14	COCHRANE Herb	8	10	149.4	41	282	38	7.4	9/39	2 1 1 3	24	1.9	39	1983/84 4;2
15	WILKIN Anthony	13	14	207.3	57	514	38	13.5	6/10	2 - 1 4	33	2.5	28	2002/03 2
16	BELL Geoff	12	20	217.3	52	518	37	14.0	5/44	- 1 2 3	35	2.4	26	1984/85 3;2
17	JOYCE Steve	12	17	156	33	373	34	11.0	5/15	- 2 1 1	28	2.4	22	1980/81 7;5
18	SMITH John	10	10	124.4	27	442	34	13.0	7/39	1 2 1 2	22	3.5	38	1992/93 4;2
19	PAPAGALLO Frank	11	11	145.3	22	470	34	13.8	6/20	2 1 1 3	26	3.2	33	1984/85 2
20	COOMBE Peter A	13	13	153.5	21	493	34	14.5	5/37	- 2 2 3	27	3.2	27	1990/91 3;1
21	BROWNE Noel	13	13	153.2	17	511	34	15.0	5/39	- 3 1 3	27	3.3	28	1991/92 1
22	McNAMARA Trinity	12	14	162.4	26	525	34	15.4	7/57	1 1 1 3	29	3.2	30	1996/97 2;5
23	KING Dave	8	14	161.1	72	285	33	8.6	6/29	1 1 2 3	29	1.8	29	1979/80 6
24	PATMORE Dave	6	10	94.5	19	313	33	9.5	5/31	- 2 2 4	17	3.3	37	1982/83 5
25	BRYSON Brett	15	16	115.3	25	337	33	10.2	6/22	1 - 2 2	21	2.9	22	2016/17 7
26	COCHRANE Herb	11	11	195.2	57	398	33	12.1	8/53	2 1 - 2	36	2.0	29	1984/85 2;3
27	WILLIAMS John	12	14	178.3	38	454	33	13.8	6/36	1 1 2 1	32	2.5	27	1989/90 1
28	MARSHALL Ashley	13	14	139.4	35	460	33	13.9	7/13	1 1 1 3	25	3.3	29	2016/17 5
29	GIBBIE John	11	12	100.2	11	473	33	14.3	7/37	3 1 - 2	18	4.7	32	1994/95 5
30	MAZURKE Danny	12	14	181	49	480	33	14.5	7/34	2 1 - 2	33	2.7	29	1990/91 6
31	BURTENSHAW Dave	10	13	186.4	48	527	33	16.0	5/59	- 1 2 5	34	2.8	31	2000/01 1
32	SMITH John	11	12	141.4	35	386	32	12.1	7/68	1 1 2 -	27	2.7	27	2001/02 5
33	RUSBY Shane	13	15	157	39	393	32	12.3	4/14	- - 1 4	29	2.5	23	1990/91 3;1
34	BARNETT Mick	13	13	187.2	55	422	32	13.2	7/28	1 1 1 2	35	2.3	27	1992/93 2;1
35	GIBBIE John	13	9	120.3	11	468	32	14.6	6/36	2 1 1 3	23	3.9	27	1992/93 6;2;4
36	BELL Geoff	12	12	163.4	39	536	32	16.8	5/37	- 2 2 2	31	3.3	30	1986/87 2;1
37	HARPER Brent	13	13	104	17	315	31	10.2	5/35	- 1 2 4	20	3.0	25	2009/10 2
38	BEATTIE John	12	13	117.2	32	322	31	10.4	4/14	- - 2 4	23	2.7	25	2001/02 3
39	WILKIN Anthony	12	14	174.1	49	425	31	13.7	6/80	1 - 1 5	34	2.4	29	1998/99 2
40	COOMBE Peter A	10	12	128.5	15	428	31	13.8	9/61	1 - 1 4	25	3.3	30	1989/90 1
41	JENNINGS Tony	10	16	160	33	460	31	14.8	4/22	- - 3 2	31	2.9	22	1981/82 6
42	BROWN David F	11	13	164.1	36	467	31	15.1	4/36	- - 3 3	32	2.8	27	1999/00 5
43	EDWARDS Shaun	11	13	171.2	24	778	31	25.1	6/51	2 - 3 1	33	4.5	37	2005/06 1
44	WILLIAMS John	12	12	162.2	50	317	30	10.6	5/22	- 1 2 3	32	2.0	27	1991/92 1
45	COOMBE Peter A	8	11	100.4	17	330	30	11.0	4/39	- - 4 3	20	3.3	31	1982/83 3
46	HURCOMBE Peter	10	16	163.2	57	333	30	11.1	5/27	- 2 2 1	33	2.0	24	1979/80 6
47	WOOD Craig	10	10	109.3	15	400	30	13.3	6/39	1 1 2 2	22	3.7	31	2007/08 2;4
48	ISLAM Robiul	11	11	143.5	35	409	30	13.6	6/45	1 1 - 6	29	2.8	36	2013/14 2
49	LYNE Mick	13	17	148.3	31	450	30	15.0	6/10	1 1 - 1	30	3.0	19	2001/02 5;3
50	DENIET Scott	11	12	170.4	37	458	30	15.3	5/35	- 1 2 3	34	2.7	29	2002/03 1
51	SMITH John	11	11	106.1	27	263	29	9.1	7/31	1 2 1 2	22	2.5	27	1998/99 4
52	MARSHALL Ashley	12	12	133.4	32	371	29	12.8	5/36	- 1 2 3	28	2.8	25	2001/02 3;5
53	DEANE Andrew	11	11	126	27	373	29	12.9	6/21	1 1 2 1	26	3.0	30	1985/86 3;1
54	RUSBY Shane	12	12	160.5	43	396	29	13.7	7/25	1 - 2 1	33	2.5	27	1992/93 2;1
55	PAPAGALLO Frank	10	12	151	30	408	29	14.1	5/55	- 1 1 4	31	2.7	27	1983/84 2
56	BRUSNAHAN Dale	12	13	129	24	432	29	14.9	4/10	- - 3 1	27	3.3	25	2014/15 4
57	BELL Geoff	11	14	140.1	25	451	29	15.6	7/43	1 1 1 2	29	3.2	23	1982/83 3
58	HUCKSTEPP Craig	11	11	139	35	459	29	15.8	6/59	2 - 2 -	29	3.3	30	1993/94 5;4
59	GIBBIE Mick	13	12	151.4	30	474	29	16.3	5/43	- 2 2 2	31	3.1	23	1996/97 2;1
60	GIBBIE John	13	14	128.5	17	492	29	17.0	7/78	1 - 2 1	27	3.8	25	1997/98 5
61	WILLIAMS John	11	11	180.4	27	523	29	18.0	6/46	1 - 2 2	37	2.9	31	1988/89 1
62	CORNELISSEN Jack	13	16	113.2	38	241	28	8.6	5/6	- 1 - 4	24	2.1	19	2015/16 7;4
63	BRYSON Brett	12	15	113.3	21	356	28	12.7	6/35	1 1 - 1	24	3.1	21	2015/16 7
64	WILLIAMS John	13	13	191.1	55	413	28	14.8	4/35	- - 2 4	41	2.2	23	1990/91 1
65	COOMBE Peter A	10	10	139.1	20	431	28	15.4	5/52	- 1 2 4	30	3.1	31	1992/93 2;1

## ALL TIME MOST CATCHES BY FIELDSMAN IN A SEASON

Rank	Player Name	Games	Field Catches	Ct per Match	Year & Div
1	CONROY Jason	10	16	1.60	1995/96 5;3
2	CONROY Brian	11	15	1.36	1987/88 2
3	LANDORF Jason	9	14	1.56	1996/97 2;5;6
4	PALMER Dave	11	14	1.27	1996/97 5;6
5	KING Russell	11	14	1.27	1999/00 1
6	MELLORS Greg	11	14	1.27	2000/01 5;4
7	McNAMARA Trinity	12	14	1.17	1996/97 2;5
8	DEY Richard	12	14	1.17	1999/00 2;1
9	CONLEY Andrew	13	14	1.08	1994/95 1
10	CORNELISSEN Jack	13	14	1.08	2015/16 7;4
11	PARR Ashley	10	13	1.30	2001/02 5;6
12	LUONG Bang	11	13	1.18	1999/00 4;5;2
13	FORSTER Sean	11	13	1.18	2003/04 4;6
14	HUGHES Peter	13	13	1.00	1994/95 1;2
15	CONROY Brian	10	12	1.20	1983/84 4
16	PARHAM Trevor	11	12	1.09	1981/82 4
17	SMITH John	11	12	1.09	1997/98 4
18	HUGHES Peter	12	12	1.00	1989/90 3;6
19	BURNETT Bill	12	12	1.00	1992/93 1
20	WILLCOX Steve	12	12	1.00	1997/98 5;4
21	BROWN Mike	13	12	0.92	1990/91 6;3
22	BROWN David F	13	12	0.92	1996/97 6

## MOST RUNS MADE IN CAREER IN A GRADE

Rank	Player Name	Debut	Yrs	Gam	Inn	NO	Runs	Ave	Innings Hi	Scores 100	50	30	0	100 Min	SeasonAgg Hi 300200	Pshps 10050	% Tm	% Cr			
1	BURNETT Bill	1980/81	17	172	165	26	4945	35.6	153	8	24	32	6	42	519	8	5	16	58	15	47
2	CONLEY Andrew	1988/89	22	168	179	26	4365	28.5	161	2	21	30	16	46	475	5	6	10	49	14	45
3	SCHULTZ Kristian	1998/99	19	202	213	15	4172	21.1	100*	1	20	35	18	29	355	1	11	7	44	11	43
4	PARHAM Trevor	1979/80	23	165	163	15	3755	25.4	108*	5	13	29	13	25	397	4	6	10	37	12	44
5	WILLIAMS John	1984/85	15	147	139	21	3243	27.5	108*	2	14	24	7	31	381	5	3	7	41	11	45
6	FORSTER Tony	1984/85	14	149	135	27	2763	25.6	114	2	13	19	10	14	522	3	1	5	24	10	53
7	WILLIAMS Mark	1989/90	13	107	109	10	2521	25.5	91	-	19	16	13	18	326	3	5	4	25	12	51
8	DAVIDSON Phil	1996/97	18	139	149	10	2431	17.5	93	-	7	22	17	13	369	2	2	3	26	9	47
9	BURNETT Tom	1979/80	10	96	96	15	2370	29.3	100*	1	10	22	5	31	474	4	2	8	33	13	40
10	TEMBY Paul	2001/02	14	120	118	11	2218	20.7	105	1	15	14	18	1	364	2	2	2	14	10	62
11	LIPSETT Wes	2009/10	7	68	64	2	2175	35.1	104*	2	16	12	2	21	395	6	-	11	15	19	48
12	HODGE Andrew	1979/80	11	82	83	15	1965	28.9	104	1	12	9	8	9	512	2	2	7	16	12	48
13	GIBBIE Mick	1991/92	7	74	76	3	1887	25.8	102*	1	8	17	9	24	377	3	3	6	24	13	45
14	HEDGER John	1989/90	11	89	87	4	1871	22.5	107*	2	10	13	11	10	512	1	3	1	22	11	51
15	O'CONNELL Lachlan	1999/00	7	39	43	1	1646	39.2	146	3	11	8	5	6	431	4	-	2	18	20	67
16	ALSON Greg	1999/00	6	61	74	4	1328	19.0	79	-	4	11	11	5	293	-	4	2	13	12	46
17	COOMBE Peter A	1982/83	11	90	70	35	1286	36.7	80	-	5	13	4	3	306	1	1	1	16	7	44
18	EDWARDS Rob	1982/83	9	59	60	4	1246	22.3	106*	1	3	16	3	11	297	-	3	4	12	11	44
19	DEY Richard	1994/95	14	79	79	6	1146	15.7	79	-	5	6	13	7	216	-	1	3	7	8	42
20	HUGHES Peter	1987/88	16	87	88	5	1118	13.5	64	-	4	7	15	6	244	-	2	1	9	7	45
21	HARRISON Graham	1988/89	6	49	47	6	1099	26.8	102	1	5	7	4	2	315	1	2	1	10	12	56
22	BALYM Anton	2014/15	3	39	35	6	1023	35.3	104*	1	4	11	1	10	584	1	1	3	12	14	41
23	DENIET Josh	2009/10	7	76	65	14	1012	19.8	67*	2	2	10	12	1	237	-	2	-	8	8	49
24	MITCHELL Rick	1990/91	4	31	32	1	974	31.4	146	-	2	5	3	2	365	2	1	2	10	16	67
25	DEANE Andrew	1983/84	6	42	40	2	895	23.6	106	2	3	2	2	4	360	1	1	1	10	10	47
26	BODEN Nick	2013/14	4	42	41	2	864	22.2	87	-	6	5	3	6	430	1	-	1	6	12	46
27	FRANKCOM John	1988/89	4	41	42	8	834	24.5	101*	1	3	6	4	5	287	-	2	1	9	12	48
28	HARPER Brent	2006/07	4	38	35	-	834	23.8	96	-	6	5	3	3	362	1	1	1	10	12	54
29	McNAMARA Trinity	2001/02	4	25	26	3	747	32.5	113	1	4	4	2	1	296	-	2	2	7	15	59
30	HUXTABLE Andrew	2001/02	9	76	64	8	741	13.2	66	-	1	5	9	4	213	-	1	-	11	5	34
31	SIDON Brendon	2000/01	12	93	76	24	631	12.1	45*	-	3	3	10	-	140	-	-	-	3	4	50
32	KING Russell	1999/00	2	20	21	1	589	29.5	82	-	4	3	-	8	412	1	-	1	7	14	43
33	BURTENSHAW Dave	1997/98	7	60	57	13	581	13.2	41	-	-	4	5	2	162	-	-	-	6	5	43
34	GUTSCHE Anton	1992/93	2	22	23	2	560	26.7	88*	-	3	7	3	3	296	-	2	2	4	16	48
35	RUSSELL Nic	2008/09	5	32	29	4	551	22.0	68	-	2	5	3	3	207	-	1	-	8	9	55

Rank	Player Name	Debut	Yrs	Gam	Overs	Mdn	Runs	Wkts	Ave	Innings Best	Fig 5w 3w	SeasonAg Hi 25 15	Ba/ wkt	% Tm
1	WILLTAMS John	1984/85	15	147	1982.1	472	4910	314	15.6	6/34	10 44	33 6 5	38	23
2	COOMBE Peter A	1982/83	11	90	1028.1	118	3592	231	15.5	9/61	9 34	31 4 5	27	26
3	WILKIN Anthony	1991/92	11	92	1253.3	280	3629	212	17.1	6/43	12 31	47 3 4	35	25
4	WILLTAMS Scott	1983/84	15	112	1305	270	3782	182	20.8	6/68	3 21	25 1 5	43	17
5	CONLEY Andrew	1988/89	22	168	857.3	90	3348	158	21.2	7/80	3 19	25 1 4	33	10
6	BURTENSHAW Dave	1997/98	7	60	783.2	173	2277	137	16.6	6/47	6 17	33 3 1	34	25
7	BELL Geoff	1980/81	12	71	754.5	175	2066	130	15.9	7/40	5 13	44 2 -	35	18
8	SIDON Brendon	2000/01	12	93	956.5	195	2972	129	23.0	7/28	2 15	23 - 4	45	15
9	PAPAGALLO Frank	1980/81	7	50	683.1	136	1954	125	15.6	6/20	5 18	34 2 3	33	26
10	DENIET Scott	2001/02	7	60	800.5	176	2675	123	21.7	5/35	2 20	30 1 5	39	24
11	SINCLAIR Bob	1979/80	4	37	595.5	166	1390	121	11.5	7/24	6 17	50 2 1	30	25
12	WILLTAMS Rowan	2010/11	7	79	775.2	215	2224	114	19.5	5/34	5 13	25 1 2	41	17
13	BROWNE Noel	1990/91	8	75	801.4	95	2845	110	25.9	6/50	5 10	34 2 2	44	16
14	DENIET Josh	2009/10	7	76	661.2	159	2001	109	18.4	7/26	3 14	48 1 1	36	17
15	RUSBY Shane	1990/91	8	55	605.1	173	1459	99	14.7	7/25	1 15	23 - 3	37	19
16	MARSHALL Ashley	2005/06	6	51	391.1	74	1331	88	15.1	6/46	2 14	26 1 2	27	19
17	ISLAM Robiul	2012/13	5	31	373.4	90	1029	79	13.0	6/45	4 14	30 1 1	28	29
18	HURCOMBE Peter	1979/80	4	30	483.5	143	1136	76	14.9	5/27	3 9	30 2 1	38	20
19	EDWARDS Shaun	2004/05	4	26	396.2	71	1545	67	23.1	6/51	3 8	31 1 -	35	29
20	PARHAM Trevor	1979/80	23	165	255.2	45	877	65	13.5	5/11	2 7	18 - 2	24	4
21	FROST Justin	2005/06	5	45	387.5	44	1740	65	26.8	5/27	1 9	20 - 3	36	17
22	HARPER Brent	2006/07	4	38	311	62	909	64	14.2	5/12	2 9	31 1 2	29	18
23	BRAMMY Simon	1994/95	7	47	420.5	85	1246	56	22.3	4/12	- 5	16 - 1	45	13
24	SCHULTZ Kristian	1998/99	19	202	363.1	51	1381	55	25.1	5/22	1 6	18 - 1	40	3
25	LISTON Dave	1997/98	2	20	303.1	64	856	50	17.1	7/55	3 6	26 1 1	36	26

Rank	Player Name	Debut	Yrs	Gam	Batting Runs Ave	Bowling Wkts Ave	COTY Points	ALLrnd Matches 50&5 40&4 30&3	Season 200&20
2000 RUNS & 200 WICKETS									
1	WILLIAMS John	1984/85	15	147	3243 27.5	314 15.6	7639	1 1 10	7
1000 RUNS & 100 WICKETS									
2	CONLEY Andrew	1988/89	22	168	4365 28.5	158 21.2	6577	1 1 4	3
3	COOMBE Peter A	1982/83	11	90	1286 36.7	231 15.5	4520	- 2 2	2
4	DENIET Josh	2009/10	7	76	1012 19.8	109 18.4	2538	- 3 1	1
500 RUNS & 50 WICKETS									
5	SCHULTZ Kristian	1998/99	19	202	4172 21.1	55 25.1	4942	- - 1	-
6	PARHAZ Trevor	1979/80	23	165	3755 25.4	65 13.5	4665	- 1 3	-
7	BURTENSHAW Dave	1997/98	7	60	581 13.2	137 16.6	2499	- 1 1	-
8	SIDON Brendon	2000/01	12	93	631 12.1	129 23.0	2437	- - 1	-
9	HARPER Brent	2006/07	4	38	834 23.8	64 14.2	1730	1 - 2	1

**MOST WICKETKEEPING DISMISSALS IN CAREER IN A GRADE**

Rank	Player Name	Debut	Yrs	Gam	Games Kept	Dismissals Ct St	Total	per Game	Innings 5w 4w 3w	20 in Season	Total Byes	Byes/ Game
1	FORSTER Tony	1984/85	14	149	147	209 99	308	2.10	6 15 33	10	333	2.27
2	SCHULTZ Kristian	1998/99	19	202	79	111 10	121	1.53	3 4 6	3	214	2.71
3	BARKER Terry	1979/80	5	47	47	65 17	82	1.74	- 3 5	2	155	3.30
4	HUXTABLE Andrew	2001/02	9	76	46	67 9	76	1.65	1 4 3	1	109	2.37
5	BALYM Anton	2014/15	3	39	38	32 27	59	1.55	- 2 5	2	113	2.97
6	LIPSETT Wes	2009/10	7	68	20	35 3	38	1.90	1 3 3	1	19	0.95
7	TEMBY Paul	2001/02	14	120	21	31 5	36	1.71	- 2 2	1	38	1.81
8	NOBLE Bob	1980/81	10	32	6	8 7	15	2.50	- - 2	-	16	2.67

**MOST CATCHES AS FIELDSMAN IN CAREER IN A GRADE**

Rank	Player Name	Debut	Yrs	Gam	Field Catches	Catches per Game	Innings of 4c 3c 2c	Seasons of 10c
1	BURNETT Bill	1980/81	17	172	93	0.54	- 3 14	1
2	CONLEY Andrew	1988/89	22	168	83	0.49	- 1 14	1
3	WILLIAMS John	1984/85	15	147	64	0.44	- 1 8	-
4	PARHAM Trevor	1979/80	23	165	62	0.38	1 - 10	1
5	DAVIDSON Phil	1996/97	18	139	57	0.41	- 1 9	-
6	TEMBY Paul	2001/02	14	120	51	0.43	- - 9	-

**MOST FIELDING VOTES IN CAREER IN A GRADE**

Rank	Player Name	Debut	Yrs	Gam	1st Votes	2nd Votes	3rd Votes	Total Votes 3-2-1 basis	% of games with f/vote
1	DAVIDSON Phil	1996/97	18	139	19	21	15	114	39.6
2	WILLIAMS John	1984/85	15	147	15	22	13	102	34.0
3	BROWNE Noel	1990/91	8	75	15	12	15	84	56.0
4	TEMBY Paul	2001/02	14	120	20	10	2	82	26.7
5	SCHULTZ Kristian	1998/99	19	202	10	16	10	72	17.8
6	WILLIAMS Rowan	2010/11	7	79	17	8	2	69	34.2
7	BURNETT Bill	1980/81	17	172	12	12	9	69	19.2

**ALL TIME MOST RUNS IN A SEASON IN A GRADE**

Rank	Player Name	Ga	Inn	NO	Runs	Ave	Innings Hi	Scores 100>50>30>10 >0* 0	% 1m	% Cr	Strokes 6s 4s 1s	Year & Div
1	BALYM Anton	16	15	4	584	53.1	104*	1 3 4 4 3 -	19	41	- 74 156	2016/17 3
2	FORSTER Tony	12	14	-	522	37.3	114	2 2 1 4 4 1	20	50	14 53 129	1997/98 1
3	BURNETT Bill	13	12	1	519	47.2	80	- 5 2 4 1 -	19	47	2 47 149	1994/95 1
4	HODGE Andrew	12	12	2	512	51.2	104	1 5 1 3 1 1	24	57	15 61 95	1980/81 5
5	HEDGER John	12	12	2	512	51.2	107*	2 2 3 3 2 -	21	61	15 38 121	1991/92 1
6	CONLEY Andrew	11	12	-	475	39.6	161	1 1 3 5 2 -	20	46	3 60 111	1995/96 1
7	BURNETT Tom	11	13	4	474	52.7	74	- 1 9 2 1 -	23	40	1 46 212	1981/82 4
8	BURNETT Bill	11	12	3	438	48.7	111*	1 1 4 4 2 -	21	53	- 36 155	1983/84 2
9	BURNETT Bill	13	13	1	434	36.2	110*	2 - 3 4 3 1	17	55	5 34 135	1984/85 2
10	BURNETT Bill	11	11	5	432	72.0	133*	1 2 2 5 1 -	20	47	1 54 159	1982/83 3

**ALL TIME MOST WICKETS IN A SEASON IN A GRADE**

Rank	Player Name	Ga	In	Overs	Mdn	Runs	Wkts	Ave	Innings Best	Figures 6w 5w 4w 3w	Ba/ Wkt	Run/ Over	% 1m	Year & Div
1	SINCLAIR Bob	12	16	206.2	53	459	50	9.2	7/24	1 3 2 5	25	2.2	34	1980/81 5
2	DENIET Josh	16	15	170.5	67	310	48	6.5	7/26	1 2 4 2	21	1.8	32	2016/17 3
3	WILKIN Anthony	11	14	227.5	42	733	47	15.6	6/43	1 2 4 3	29	3.2	41	2000/01 1
4	BELL Geoff	11	15	172.2	48	411	44	9.3	7/40	2 1 3 2	24	2.4	33	1981/82 4
5	SINCLAIR Bob	12	19	207.4	77	380	43	8.8	5/14	- 2 2 3	29	1.8	26	1979/80 6
6	PAPAGALLO Frank	11	11	145.3	22	470	34	13.8	6/20	2 1 1 3	26	3.2	33	1984/85 2
7	BROWNE Noel	13	13	153.2	17	511	34	15.0	5/39	- 3 1 3	27	3.3	28	1991/92 1
8	KING Dave	8	14	161.1	72	285	33	8.6	6/29	1 1 2 3	29	1.8	29	1979/80 6
9	WILLIAMS John	12	14	178.3	38	454	33	13.8	6/36	1 1 2 1	32	2.5	27	1989/90 1
10	BURTENSHAW Dave	10	13	186.4	48	527	33	16.0	5/59	- 1 2 5	34	2.8	31	2000/01 1

**ALL TIME BEST BATTING/BOWLING ALLROUNDER IN A SEASON IN A GRADE**

Rank	Player Name	Ga	Inn	NO	Runs	Ave	Overs	Mdn	Runs	Wkts	Ave	COTY points	Year & Div
<b>300 RUNS &amp; 30 WICKETS</b>													
1	HARPER Brent	13	12	-	362	30.2	104	17	315	31	10.2	796	2009/10 2
<b>250 RUNS &amp; 25 WICKETS</b>													
2	CONLEY Andrew	11	12	-	475	39.6	126.4	18	468	25	18.7	825	1995/96 1
3	KING Russell	11	11	-	412	37.5	154.1	35	469	25	18.8	762	1999/00 1
4	WILLIAMS John	11	11	1	381	38.1	200.3	58	406	27	15.0	759	1995/96 1
5	WILLIAMS John	13	10	4	307	51.2	191.1	55	413	28	14.8	699	1990/91 1
6	WILLIAMS John	11	11	2	255	28.3	180.4	27	523	29	18.0	661	1988/89 1

**ALL TIME MOST WICKET-KEEPING DISMISSALS IN A SEASON IN A GRADE**

Rank	Player Name	Games	WK Games	WK Dismissals Ct St	Total	per WK Match	Year & Div
1	FORSTER Tony	12	12	17 17	34	2.83	1991/92 1
2	FORSTER Tony	12	12	21 9	30	2.50	1997/98 1
3	FORSTER Tony	12	12	19 9	28	2.33	1995/96 1
4	FORSTER Tony	10	10	18 9	27	2.70	1996/97 1
5	FORSTER Tony	11	11	16 11	27	2.45	1990/91 1
6	TEMBY Paul	11	11	24 2	26	2.36	2004/05 1

**RUNS FROM EACH BATTING POSITION IN CAREER IN A GRADE**

Player Name	Gam	Opener	No.3	No.4	No.5	No.6	No.7	No.8	No.9	No.10	No.11
BURNETT Bill	172	697@ 30	893@ 37	1389@ 36	1454@ 38	380@ 38	82@ 27	36@ 36	14@ 14	-@ -	-@ -
CONLEY Andrew	168	1734@ 33	967@ 25	759@ 33	467@ 26	286@ 19	125@ 31	-@ -	16@ 8	11@ -	-@ -
SCHULTZ Kristian	202	245@ 22	689@ 21	423@ 25	218@ 14	221@ 20	158@ 18	13@ 7	-@ -	-@ -	-@ -
PARHAM Trevor	165	1577@ 23	882@ 40	572@ 29	375@ 27	130@ 19	140@ 14	29@ 7	50@ 25	-@ -	-@ -
WILLIAMS John	147	404@ 20	1031@ 33	592@ 27	242@ 17	309@ 28	575@ 36	90@ 23	-@ -	-@ -	-@ -
FORSTER Tony	149	961@ 40	18@ 18	61@ 20	155@ 19	199@ 25	349@ 19	626@ 22	361@ 23	33@ 17	-@ -
WILLIAMS Mark	107	94@ 16	392@ 28	349@ 18	1310@ 27	234@ 39	44@ 22	22@ 7	58@ -	18@ 18	-@ -
DAVIDSON Phil	139	1289@ 20	362@ 20	174@ 12	132@ 15	304@ 14	64@ 16	72@ 12	34@ 34	-@ -	-@ -
BURNETT Tom	96	1674@ 26	597@ 60	-@ -	15@ 8	23@ 23	58@ 19	1@ -	2@ 2	-@ -	-@ -
TEMBY Paul	120	13@ 13	-@ -	310@ 22	603@ 26	774@ 19	369@ 21	130@ 16	19@ 10	-@ -	-@ -
LIPSETT Wes	68	1622@ 35	484@ 35	69@ 69	-@ -	-@ 0	-@ -	-@ -	-@ -	-@ -	-@ -
HODGE Andrew	82	132@ 19	75@ 25	702@ 25	649@ 41	71@ 14	225@ 32	62@ 62	34@ 34	15@ -	-@ -
GIBBIE Mick	74	1778@ 27	-@ 0	-@ -	-@ -	109@ 22	-@ -	-@ -	-@ -	-@ -	-@ -
HEDGER John	89	62@ 12	54@ 27	1153@ 26	220@ 22	201@ 17	181@ 20	-@ -	-@ -	-@ -	-@ -
O'CONNELL Lachlan	39	1411@ 38	131@ 44	104@ 52	-@ -	-@ -	-@ -	-@ -	-@ -	-@ -	-@ -

**MOST MINUTES PER INNINGS (MIN.500 RUNS) IN CAREER IN A GRADE**

Rank	Player Name	Debut	Yrs	Gam	All Inn	Timed Inn	Total Minutes	Minutes per Inning	Runs per Minute
1	KING Russell	1999/00	2	20	21	21	1741	<b>82.90</b>	0.338
2	BURNETT Tom	1979/80	10	96	96	92	7089	<b>77.05</b>	0.328
3	LIPSETT Wes	2009/10	7	68	64	64	4767	<b>74.48</b>	0.456
4	GIBBIE Mick	1991/92	7	74	76	74	5484	<b>74.11</b>	0.341
5	BURNETT Bill	1980/81	17	172	165	154	11182	<b>72.61</b>	0.429
6	CONLEY Andrew	1988/89	22	168	179	175	12261	<b>70.06</b>	0.353
7	BALYM Anton	2014/15	3	39	35	35	2310	<b>66.00</b>	0.443
8	GUTSCHE Anton	1992/93	2	22	23	21	1346	<b>64.10</b>	0.398
9	WILLIAMS John	1984/85	15	147	139	133	8171	<b>61.44</b>	0.393
10	EDWARDS Rob	1982/83	9	59	60	56	3163	<b>56.48</b>	0.383
11	O'CONNELL Lachlan	1999/00	7	39	43	43	2345	<b>54.53</b>	0.702
12	PARHAM Trevor	1979/80	23	165	163	154	8376	<b>54.39</b>	0.436
13	WILLIAMS Mark	1989/90	13	107	109	108	5698	<b>52.76</b>	0.440
14	FRANKCOM John	1988/89	4	41	42	38	1980	<b>52.11</b>	0.406
15	SCHULTZ Kristian	1998/99	19	202	213	213	11000	<b>51.64</b>	0.379

**MOST TIMES TOP SCORE IN MATCH IN CAREER IN A GRADE**

Rank	Player Name	Debut	Yrs	Gam	Times Top Score	% of Games	Seasons with		
							4ts+	3ts	2ts
1	BURNETT Bill	1980/81	17	172	<b>34</b>	19.8	2	6	3
2	CONLEY Andrew	1988/89	22	168	<b>29</b>	17.3	1	3	7
3	LIPSETT Wes	2009/10	7	68	<b>25</b>	36.8	4	2	-
4	PARHAM Trevor	1979/80	23	165	<b>23</b>	13.9	1	1	5
5	SCHULTZ Kristian	1998/99	19	202	<b>22</b>	10.9	1	-	6
6	WILLIAMS John	1984/85	15	147	<b>20</b>	13.6	-	4	2
7	TEMBY Paul	2001/02	14	120	<b>19</b>	15.8	-	3	3
8	BURNETT Tom	1979/80	10	96	<b>18</b>	18.8	1	3	1
9	FORSTER Tony	1984/85	14	149	<b>18</b>	12.1	2	-	2

**HIGHEST PERCENT OF TEAM RUNS SCORED (MIN.500 RUNS) IN CAREER IN A GRADE**

Rank	Player Name	Debut	Yrs	Gam	Player Runs	Team Runs	% of Team Runs
1	O'CONNELL Lachlan	1999/00	7	39	1646	8073	<b>20.39</b>
2	LIPSETT Wes	2009/10	7	68	2175	11348	<b>19.17</b>
3	GUTSCHE Anton	1992/93	2	22	560	3552	<b>15.77</b>
4	MITCHELL Rick	1990/91	4	31	974	6282	<b>15.50</b>
5	BURNETT Bill	1980/81	17	172	4945	32280	<b>15.32</b>
6	McNAMARA Trinity	2001/02	4	25	747	4893	<b>15.27</b>
7	BALYM Anton	2014/15	3	39	1023	7078	<b>14.45</b>
8	KING Russell	1999/00	2	20	589	4186	<b>14.07</b>

**MOST TIMES BEST BOWLING FIGURES IN MATCH IN CAREER IN A GRADE**

Rank	Player Name	Debut	Yrs	Gam	no. times Best Fig	% of Matches	Seasons with		
							4bf+	3bf	2bf
1	WILLIAMS John	1984/85	15	147	<b>39</b>	26.5	5	3	4
2	COOMBE Peter A	1982/83	11	90	<b>32</b>	35.6	3	5	2
3	WILKIN Anthony	1991/92	11	92	<b>25</b>	27.2	2	3	2
4	BURTENSHAW Dave	1997/98	7	60	<b>18</b>	30.0	1	3	-
5	WILLIAMS Rowan	2010/11	7	79	<b>18</b>	22.8	3	1	1
6	PAPAGALLO Frank	1980/81	7	50	<b>17</b>	34.0	3	-	1
7	CONLEY Andrew	1988/89	22	168	<b>16</b>	9.5	1	3	1
8	DENIET Scott	2001/02	7	60	<b>15</b>	25.0	2	1	1

**HIGHEST PERCENT OF TEAM WICKETS TAKEN (MIN.200 OVERS) IN CAREER IN A GRADE**

Rank	Player Name	Debut	Yrs	Gam	Player Wickets	Team Wickets	% of Team Wickets
1	ISLAM Robiul	2012/13	5	31	79	269	<b>29.37</b>
2	EDWARDS Shaun	2004/05	4	26	67	230	<b>29.13</b>
3	COOMBE Peter A	1982/83	11	90	231	876	<b>26.37</b>
4	LISTON Dave	1997/98	2	20	50	190	<b>26.32</b>
5	SMITH Dave	2003/04	3	17	39	150	<b>26.00</b>
6	PAPAGALLO Frank	1980/81	7	50	125	487	<b>25.67</b>
7	SINCLAIR Bob	1979/80	4	37	121	476	<b>25.42</b>
8	WILKIN Anthony	1991/92	11	92	212	858	<b>24.71</b>

### MOST PARTNERSHIP RUNS IN CAREER IN A GRADE

Rank	Player Name	Debut	Yrs	Gam	Total Pship Runs	Pship Runs per Inn	Best PShip	Pships of 100	50	30	Player Runs	% of P'ship
1	BURNETT Bill	1980/81	17	172	10522	63.8	162	16	58	59	4945	47.0
2	SCHULTZ Kristian	1998/99	19	202	9797	46.0	211	7	44	61	4172	42.6
3	CONLEY Andrew	1988/89	22	168	9757	54.5	172	10	49	62	4365	44.7
4	PARHAM Trevor	1979/80	23	165	7853	48.2	190	10	37	51	3755	47.8
5	WILLIAMS John	1984/85	15	147	7175	51.6	165	7	41	40	3243	45.2
6	BURNETT Tom	1979/80	10	96	5910	61.6	160	8	33	30	2370	40.1
7	FORSTER Tony	1984/85	14	149	5236	38.8	130	5	24	35	2763	52.8
8	DAVIDSON Phil	1996/97	18	139	5140	34.5	151	3	26	25	2431	47.3
9	WILLIAMS Mark	1989/90	13	107	4953	45.4	153	4	25	31	2521	50.9
10	LIPSETT Wes	2009/10	7	68	4578	71.5	211	11	15	27	2175	47.5
11	GIBBIE Mick	1991/92	7	74	4198	55.2	140	6	24	23	1887	44.9
12	HODGE Andrew	1979/80	11	82	4131	49.8	165	7	16	32	1965	47.6
13	HEDGER John	1989/90	11	89	3642	41.9	130	1	22	25	1871	51.4
14	TEMBY Paul	2001/02	14	120	3567	30.2	129	2	14	24	2218	62.2
15	COOMBE Peter A	1982/83	11	90	2921	41.7	115	1	16	20	1286	44.0

### MOST PARTNERSHIP RUNS TOGETHER IN CAREER IN A GRADE

Rank	Names of Partners	No. of Pships	Not Outs	Pship Runs	Ave. Pship	Best Pship	Pships of 100	50
1	PARHAM Trevor & BURNETT Tom	44	2	1710	40.7	140	3	11
2	BURNETT Tom & BURNETT Bill	38	2	1491	41.4	130	3	10
3	SCHULTZ Kristian & LIPSETT Wes	39	2	1422	38.4	211	4	4
4	SCHULTZ Kristian & DAVIDSON Phil	64	2	1338	21.6	99	-	7
5	CONLEY Andrew & BURNETT Bill	34	2	1072	33.5	140	1	7
6	HODGE Andrew & BURNETT Bill	20	1	947	49.8	148	3	3
7	FORSTER Tony & CONLEY Andrew	23	-	891	38.7	110	3	4
8	WILLIAMS John & BURNETT Bill	30	1	873	30.1	162	2	3
9	WILLIAMS John & CONLEY Andrew	29	4	829	33.2	112	2	4
10	PARHAM Trevor & BURNETT Bill	34	1	806	24.4	75	-	5
11	O'CONNELL Lachlan & SCHULTZ Kristian	24	1	743	32.3	79	-	5
12	WILLIAMS John & FORSTER Tony	28	2	726	27.9	94	-	4
13	SCHULTZ Kristian & CONLEY Andrew	29	2	717	26.6	131	1	4
14	MITCHELL Rick & GIBBIE Mick	27	-	700	25.9	109	1	5
15	BALYM Anton & FERGUSON Haimish	13	1	699	58.3	242	2	3
16	ALSOP Greg & SCHULTZ Kristian	25	3	694	31.5	130	1	5
17	COOMBE Peter A & BURNETT Bill	14	3	675	61.4	115	1	5
18	WILLIAMS John & HEDGER John	19	2	673	39.6	97	-	6
19	WILLIAMS John & PARHAM Trevor	24	-	656	27.3	106	1	2
20	CONLEY Andrew & GIBBIE Mick	27	1	648	24.9	76	-	4

### ALL TIME BEST PARTNERSHIPS FOR EACH WICKET IN A GRADE

Rank	Wkt	Runs	Player Names	GrDv	Opposition	Rnd	Year
1	1st	242*	BALYM Anton 104* & FERGUSON Haimish 140*	A 3	SHEIDOW PARK	3	2016/17
2	1st	211*	LIPSETT Wes 104* & SCHULTZ Kristian 100*	A 2	SHEIDOW PARK	4	2013/14
3	1st	151*	DEY Richard 52* & DAVIDSON Phil 81*	A 1	COROMANDEL RAM	7	2003/04
4	1st	148	BURNETT Bill 52 & HODGE Andrew 87	A 5	SOUTH ROAD	12	1980/81
1	2nd	194	SCHMIAUKE Marc 88 & BELSAK Andrew 117	A 2	MORPHETTVILLE	3	2015/16
2	2nd	180	BALYM Anton 81 & SCHMIAUKE Marc 112	A 3	COROMANDEL RAM	4	2016/17
3	2nd	160	BURNETT Tom 81 & DEANE Andrew 106	A 1	SOUTH ROAD	5	1987/88
4	2nd	141	O'CONNELL Lachlan 146 & KING Russell 44	A 1	MORPHETTVILLE	4	1999/00
1	3rd	153	WILLIAMS Mark 64 & CONLEY Andrew 96	A 1	ICC SHARKS	8	2000/01
2	3rd	140	WILLIAMS Mark 79 & SCHULTZ Kristian 56	A 1	ICC SHARKS	3	2002/03
3	3rd	130	ALSOP Greg 64 & SCHULTZ Kristian 59	A 1	ICC SHARKS	10	2004/05
4	3rd	113	HODGE Andrew 61 & BURNETT Bill 42	A 5	SPORTSMANS	4	1980/81
1	4th	190*	EDWARDS Rob 106* & PARHAM Trevor 105*	A 1	STATE BANK	8	1987/88
2	4th	172	RILEY Ian 45 & CONLEY Andrew 161	A 1	SHEIDOW PARK	10	1995/96
3	4th	140*	JOYCE Steve 56* & PARHAM Trevor 101*	A 4	ANZ BANK	10	1981/82
4	4th	131	JOYCE Steve 66 & HODGE Andrew 72	A 4	SAVINGS BANK S	11	1981/82
1	5th	160	LIPSETT Wes 69 & HARPER Brent 96	A 2	KESWICK	GF	2009/10
2	5th	148	HODGE Andrew 104 & BURNETT Bill 46*	A 5	KESWICK	9	1980/81
3	5th	130	WILLIAMS Mark 58 & TUMES John 67	A 1	PLYMPTON FOOTB	8	2001/02
4	5th	129	HODGE David 51 & BURNETT Tom 100*	A 6	KENILWORTH	11	1979/80
1	6th	165	HODGE Andrew 71 & WILLIAMS John 108*	A 1	COROMANDEL RAM	1	1988/89
2	6th	162	BURNETT Bill 108 & WILLIAMS John 106*	A 1	ANZ BANK	10	1990/91
3	6th	140	WEEKS Steve 45 & BURNETT Bill 153	A 1	MITCHELL PARK	2	1995/96
4	6th	130	FORSTER Tony 60 & HEDGER John 70	A 1	PLYMPTON FOOTB	4	1994/95
1	7th	98	COOMBE Peter A 33 & WILLIAMS John 63	A 2	SEAVIEW DOWNS	11	1984/85
2	7th	96	BURNETT Bill 50 & COOMBE Peter A 80	A 1	MITCHELL PARK	4	1987/88
3	7th	84	TEMBY Paul 105 & CONROY Jason 29	A 2	WESTERN YOUTH	5	2010/11
4	7th	82	BURNETT Bill 56 & WILLIAMS John 42	A 1	HECTORVILLE	11	1989/90
1	8th	98*	COOMBE Peter A 35* & FORSTER Tony 61*	A 1	HECTORVILLE	5	1986/87
2	8th	85	MARSHALL Ashley 28 & DENIET Josh 67*	A 2	GLENELG ANA	8	2014/15
3	8th	82*	BURTENSHAW Dave 19* & BURNETT Bill 106*	A 1	GLENELG ANA	10	1997/98
4	8th	78	DEY Richard 25 & HUGHES Peter 64	A 1	SOUTH ROAD	10	1999/00
1	9th	119	MARSHALL Ashley 39 & TONKIN Andrew 61*	A 2	KESWICK	4	2008/09
2	9th	66	PAPAGALLO Frank 33 & FORSTER Tony 27*	A 2	SEAVIEW DOWNS	11	1984/85
3	9th	58	WILKIN Anthony 22 & BURTENSHAW Dave 30*	A 1	PANORAMA	3	2000/01
4	9th	58	MARSHALL Ashley 27 & SIDON Brendon 39*	A 2	KENILWORTH	2	2008/09
1	10th	81	RUSSELL Nic 68 & DENIET Josh 21*	A 2	WESTERN YOUTH	6	2011/12
2	10th	79	WILLIAMS Scott 19 & BARKER Terry 59*	A 2	KESWICK	2	1983/84
3	10th	48	FROST Justin 24 & TONKIN Andrew 32*	A 2	PLYMPTON FOOTB	3	2008/09
4	10th	48	HUXTABLE Andrew 31 & MARSHALL Ashley 8*	A 2	BELAIR	1	2010/11

## B GRADE RECORDS

## MOST RUNS MADE IN CAREER IN B GRADE

Rank	Player Name	Debut	Yrs	Gam	Inn	NO	Runs	Ave	Innings	Fig	Season Agg	Pshps	%	%@
									Hi	100	50	30	0	Cr
1	HUGHES Peter	1985/86	30	235	237	19	4782	21.9	123*	3	20	42	23	28
2	EDWARDS Rob	1982/83	21	133	138	10	3193	24.9	135*	4	14	27	8	26
3	CRAIGIE Grant	1985/86	24	156	149	18	2740	20.9	78	-	12	22	14	3
4	CONROY Brian	1981/82	8	75	85	3	2644	32.2	156*	4	15	16	8	2
5	PALMER Dave	1997/98	17	132	132	12	2598	21.7	140	2	13	14	20	22
6	SMITH John	1980/81	25	134	135	33	2184	21.4	83*	-	11	16	15	26
7	NOBLE Bob	1980/81	11	85	90	13	2067	26.8	92	-	12	14	4	7
8	GIBBIE Mick	1996/97	6	59	61	4	1982	34.8	119	2	9	16	4	23
9	PARHAM Trevor	1984/85	18	96	98	7	1977	21.7	103	1	8	13	12	16
10	FULLER Paul	1991/92	15	113	115	8	1804	16.9	72	-	6	13	8	19
11	DEY Richard	1994/95	17	106	98	19	1595	20.2	81	-	7	9	14	9
12	GIBBIE Dom	1992/93	16	107	108	16	1449	15.8	66	-	2	12	8	13
13	ALSOP Greg	1997/98	4	41	41	5	1443	40.1	118	4	7	7	-	7
14	DALY Mick	1980/81	9	62	69	3	1427	21.6	133*	2	7	9	8	5
15	WILLIAMS Mark	1988/89	10	54	55	4	1360	26.7	90	-	10	6	6	10
16	MONAHAN Phil	2005/06	10	68	72	1	1285	18.1	76	-	6	9	10	7
17	MARSHALL Ashley	1999/00	12	97	88	13	1154	15.4	76	-	3	7	13	4
18	DAVIDSON Phil	1993/94	11	50	49	4	1133	25.2	86	-	8	7	5	5
19	MANOS George	1980/81	6	51	59	11	1109	23.1	61*	-	5	12	9	3
20	ROWE Brenton	1996/97	15	93	98	10	1076	12.2	60	-	3	4	7	7
21	TEMBY Paul	2001/02	8	50	44	3	1069	26.1	138	2	4	5	3	3
22	HODGE Andrew	1981/82	11	50	52	6	1012	22.0	66	-	2	9	7	6
23	CRAM Don	1983/84	7	54	60	10	965	19.3	71	-	2	7	4	-
24	WILKIN Anthony	1991/92	14	113	89	14	953	12.7	46	-	-	5	7	2
25	BELL Geoff	1980/81	15	97	91	33	849	14.6	64	-	2	3	12	1
26	HALL Michael	1987/88	6	36	41	4	838	22.6	140	1	2	6	3	7
27	TONKIN Andrew	2002/03	10	57	59	4	763	13.9	105	1	1	4	7	1
28	HOLST Bill	1982/83	9	44	42	1	725	17.7	66	-	4	5	6	-
29	CONLEY Andrew	1991/92	6	20	20	2	704	39.1	129*	1	6	1	2	6
30	FERGUSON Haimish	2014/15	3	26	26	3	693	30.1	83	-	5	4	2	3
31	MONAGHAN Scott	2013/14	4	26	23	3	638	31.9	114	1	3	5	1	2
32	PERRYMAN Gavin	1992/93	4	24	23	1	522	23.7	100	1	1	4	2	6
33	DEANE Andrew	1983/84	3	21	22	3	512	26.9	75	-	4	2	1	4
34	BURNETT Tom	1980/81	8	30	30	2	491	17.5	74	-	2	1	-	5
35	HODGE David	1981/82	9	44	34	11	474	20.6	70*	-	2	2	1	3

## MOST WICKETS TAKEN IN CAREER IN B GRADE

Rank	Player Name	Debut	Yrs	Gam	Overs	Mdn	Runs	Wkts	Ave	Innings	Fig	Season Agg	Ba/Wkt	%
										Best	5w	3w	Hi	25
1	WILKIN Anthony	1991/92	14	113	1520.3	426	3834	240	16.0	7/56	9	39	38	4
2	CRAIGIE Grant	1985/86	24	156	1365.3	204	4551	212	21.5	7/34	8	22	27	2
3	BELL Geoff	1980/81	15	97	1238.4	260	3537	192	18.4	6/33	8	26	38	3
4	MARSHALL Ashley	1999/00	12	97	860.4	179	3019	183	16.5	7/13	5	24	33	3
5	GIBBIE Mick	1996/97	6	59	637.1	82	2357	130	18.1	6/60	3	20	27	2
6	WILLIAMS Scott	1989/90	9	56	644.5	155	1714	115	14.9	6/15	5	13	24	-
7	PATMORE Dave	1980/81	4	33	409.3	90	1224	108	11.3	6/28	6	12	41	3
8	SMITH John	1980/81	25	134	624.1	101	2191	93	23.6	4/35	-	14	17	-
9	HUCKSTEPP Craig	1994/95	13	63	591.4	114	1679	86	19.5	6/13	2	9	17	-
10	DEANE Andrew	1983/84	3	21	378	86	984	83	11.9	6/21	6	12	45	1
11	MAZURKE Danny	1980/81	8	36	525	110	1505	80	18.8	6/36	4	6	19	-
12	TONKIN Andrew	2002/03	10	57	446.5	73	1636	72	22.7	5/40	1	8	17	-
13	PATMORE Tim	1980/81	5	28	194	50	539	61	8.8	6/82	1	8	26	1
14	STEER Peter	1982/83	6	27	342.4	52	1134	61	18.6	7/14	3	6	39	1
15	JENNINGS Tony	1980/81	3	23	301.3	61	926	59	15.7	5/60	1	9	31	1
16	BRUSNAHAN Dale	2014/15	3	35	364.5	74	1088	55	19.8	4/10	-	6	29	1
17	HODGE David	1981/82	9	44	364.1	78	1105	55	20.1	4/31	-	8	20	-
18	BARNETT Mick	1991/92	3	20	276.1	70	620	52	11.9	7/28	2	9	27	1
19	BRAMMY Simon	1994/95	9	32	325.4	64	1060	50	21.2	5/40	1	5	18	-
20	MATTHEWS Jacob	2010/11	5	25	251	56	758	49	15.5	5/43	1	7	20	-
21	TONKIN Braedon	2009/10	7	43	292.4	41	1069	47	22.7	4/28	-	8	20	-
22	LYNE Mick	2000/01	5	27	288.5	54	1043	45	23.2	5/40	1	5	23	-
23	BROWNE Noel	1992/93	6	21	242.5	30	875	44	19.9	7/89	2	7	22	-
24	BEATTIE John	2000/01	3	17	161.2	45	434	42	10.3	6/42	1	7	31	1
25	DEY Richard	1994/95	17	106	248.1	45	818	42	19.5	4/22	-	4	12	-

## BEST BATTING/BOWLING ALLROUNDERS IN CAREER IN B GRADE

Rank	Player Name	Debut	Yrs	Gam	Batting	Batting	Batting	Batting	Batting	Batting	Batting	Batting	Batting	Batting
					Runs	Ave	Wkts	Ave	COTY	ALLrnd	Matches	Season		
									Points	50&5	40&4	30&3	200&20	
2000 RUNS & 200 WICKETS														
1	CRAIGIE Grant	1985/86	24	156	2740	20.9	212	21.5	5708	-	4	3	2	
1000 RUNS & 100 WICKETS														
2	GIBBIE Mick	1996/97	6	59	1982	34.8	130	18.1	3802	-	2	9	5	
3	MARSHALL Ashley	1999/00	12	97	1154	15.4	183	16.5	3716	-	-	2	2	
500 RUNS & 50 WICKETS														
4	WILKIN Anthony	1991/92	14	113	953	12.7	240	16.0	4313	-	1	1	-	
5	BELL Geoff	1980/81	15	97	849	14.6	192	18.4	3537	1	-	1	1	
6	SMITH John	1980/81	25	134	2184	21.4	93	23.6	3486	-	1	2	-	
7	TONKIN Andrew	2002/03	10	57	763	13.9	72	22.7	1771	-	1	-	-	
8	DEANE Andrew	1983/84	3	21	512	26.9	83	11.9	1674	2	2	2	1	



**MOST WICKETKEEPING DISMISSALS IN CAREER IN B GRADE**

Rank	Player Name	Debut	Yrs	Gam	Games Kept	Dismissals Ct	St	Total	per Game	Innings 5w	4w	3w	20 in Season	Total Byes	Byes/Game
1	FULLER Paul	1991/92	15	113	65	86	11	97	1.49	-	4	8	1	115	1.77
2	MANOS George	1980/81	6	51	44	72	20	92	2.09	1	3	4	2	333	7.57
3	PEARCE Darren	1989/90	5	41	41	52	9	61	1.49	-	1	7	-	72	1.76
4	NOBLE Bob	1980/81	11	85	39	45	8	53	1.36	-	2	4	-	96	2.46
5	CRAM Don	1983/84	7	54	31	50	1	51	1.65	-	3	5	-	96	3.10
6	ROWE Brenton	1996/97	15	93	48	39	1	40	0.83	-	-	2	-	76	1.58
7	HUXTABLE Andrew	1991/92	7	34	16	18	13	31	1.94	1	1	2	1	67	4.19
8	MARKS Greg	2009/10	6	45	25	26	4	30	1.20	-	-	3	-	48	1.92

**MOST CATCHES AS FIELDSMAN IN CAREER IN B GRADE**

Rank	Player Name	Debut	Yrs	Gam	Field Catches	Catches per Game	Innings of 4c	3c	2c	Seasons of 10c
1	HUGHES Peter	1985/86	30	235	119	0.51	1	3	20	1
2	EDWARDS Rob	1982/83	21	133	62	0.47	-	2	6	-
3	CONROY Brian	1981/82	8	75	59	0.79	1	3	10	2
4	CRAIGIE Grant	1985/86	24	156	59	0.38	-	2	8	-
5	PALMER Dave	1997/98	17	132	57	0.43	-	3	8	-
6	SMITH John	1980/81	25	134	39	0.29	-	-	5	-

**MOST FIELDING VOTES IN CAREER IN B GRADE**

Rank	Player Name	Debut	Yrs	Gam	1st Votes	2nd Votes	3rd Votes	Total Votes 3-2-1 basis	% of games with f/vote
1	PALMER Dave	1997/98	17	132	42	18	6	168	50.0
2	DEY Richard	1994/95	17	106	8	15	8	62	29.2
3	FULLER Paul	1991/92	15	113	3	9	30	57	37.2
4	SMITH John	1980/81	25	134	9	13	4	57	19.4
5	EDWARDS Rob	1982/83	21	133	6	16	5	55	20.3
6	HUGHES Peter	1985/86	30	235	9	6	9	48	10.2

**ALL TIME MOST RUNS IN A SEASON IN B GRADE**

Rank	Player Name	Ga	Inn	NO	Runs	Ave	Innings Scores					% 100	% 50	% 30	% 20	% 10	% 0	Strokes			Year & Div
							Hi	100	>50	>30	>10	>0*	0	Tm	Cr	6s	4s	1s			
1	ALSOP Greg	13	12	1	667	60.6	118	3	2	4	1	2	-	27	58	24	65	119	2001/02	3	
2	CONROY Brian	11	13	2	628	57.1	156*	2	3	1	2	3	2	25	68	45	55	92	1982/83	5	
3	GIBBIE Mick	12	12	1	576	52.4	98	-	5	4	2	-	1	23	54	11	67	150	2002/03	2	
4	DALY Mick	9	13	1	467	38.9	133*	2	2	-	4	5	-	22	56	8	68	93	1981/82	6	
5	CONROY Brian	9	13	-	442	34.0	111	1	2	2	4	3	1	21	68	21	57	50	1981/82	6	
6	ALSOP Greg	11	12	2	440	44.0	106	1	3	-	6	2	-	21	55	7	49	98	2000/01	2	
7	CONROY Brian	13	13	-	438	33.7	103	1	4	1	2	4	1	15	63	24	39	78	1985/86	3	
8	TEMBY Paul	7	6	-	428	71.3	138	2	1	1	1	1	-	33	66	26	47	62	2016/17	5	
9	EDWARDS Rob	11	11	2	416	46.2	107*	2	2	1	3	3	-	22	47	5	39	127	1990/91	3	
10	CONLEY Andrew	8	8	2	413	68.8	129*	1	3	1	2	1	-	26	52	5	63	93	2013/14	4	

**ALL TIME MOST WICKETS IN A SEASON IN B GRADE**

Rank	Player Name	Ga	In	Overs	Mdn	Runs	Wkts	Ave	Innings Best	Figures 6w	5w	4w	3w	Ba/Wkt	Run/Over	% Tm	Year & Div
1	DEANE Andrew	9	16	197	45	543	45	12.1	5/26	-	3	3	4	26	2.8	34	1984/85 3
2	PATMORE Dave	11	18	169.5	46	458	41	11.2	6/28	1	3	-	1	25	2.7	26	1981/82 6
3	STEER Peter	9	13	200.4	37	537	39	13.8	7/14	2	1	-	3	31	2.7	32	1983/84 4
4	BELL Geoff	10	14	161.1	34	433	38	11.4	6/33	1	1	4	2	25	2.7	30	1980/81 7
5	WILKIN Anthony	13	14	207.3	57	514	38	13.5	6/10	2	-	1	4	33	2.5	28	2002/03 2
6	PATMORE Dave	6	10	94.5	19	313	33	9.5	5/31	-	2	2	4	17	3.3	37	1982/83 5
7	MARSHALL Ashley	13	14	139.4	35	460	33	13.9	7/13	1	1	1	3	25	3.3	29	2016/17 5
8	BEATTIE John	12	13	117.2	32	322	31	10.4	4/14	-	-	2	4	23	2.7	25	2001/02 3
9	BELL Geoff	8	15	174.3	41	390	31	12.6	5/44	-	1	2	3	34	2.2	27	1984/85 3
10	WILKIN Anthony	12	14	174.1	49	425	31	13.7	6/80	1	-	1	5	34	2.4	29	1998/99 2

**ALL TIME BEST BATTING/BOWLING ALLROUNDER IN A SEASON IN B GRADE**

Rank	Player Name	Ga	Inn	NO	Runs	Ave	Overs	Mdn	Runs	Wkts	Ave	COTY points	Year & Div
<b>250 RUNS &amp; 25 WICKETS</b>													
1	GIBBIE Mick	12	12	1	576	52.4	148.4	14	584	27	21.6	954	2002/03 2
2	CRAIGIE Grant	12	13	2	355	32.3	131.5	25	370	27	13.7	733	1995/96 3
3	GIBBIE Mick	13	13	-	367	28.2	133.4	17	468	26	18.0	731	1999/00 2
4	MARSHALL Ashley	13	11	3	260	32.5	139.4	35	460	33	13.9	722	2016/17 5
<b>200 RUNS &amp; 20 WICKETS</b>													
5	PATMORE Dave	11	14	2	244	20.3	169.5	46	458	41	11.2	818	1981/82 6
6	BELL Geoff	10	12	-	249	20.8	161.1	34	433	38	11.4	781	1980/81 7

**ALL TIME MOST WICKET-KEEPING DISMISSALS IN A SEASON IN B GRADE**

Rank	Player Name	Games	WK Games	WK Dismissals Ct	St	Total	per WK Match	Year & Div
1	MANOS George	10	10	20	8	28	2.80	1981/82 6
2	HUXTABLE Andrew	13	13	13	13	26	2.00	1999/00 2
3	FULLER Paul	13	12	22	2	24	2.00	2001/02 3
4	MANOS George	10	10	14	6	20	2.00	1982/83 5
5	TEMBY Paul	11	11	13	7	20	1.82	2002/03 2
6	PEARCE Darren	8	8	17	2	19	2.38	1990/91 3

**RUNS FROM EACH BATTING POSITION IN CAREER IN B GRADE**

Player Name	Gam	Opener	No.3	No.4	No.5	No.6	No.7	No.8	No.9	No.10	No.11
HUGHES Peter	235	235@ 15	1012@ 19	1529@ 25	1287@ 25	435@ 20	153@ 26	102@ 20	28@ 14	1@ -	-@ -
EDWARDS Rob	133	1008@ 31	1370@ 29	501@ 22	118@ 11	104@ 21	72@ 12	16@ 16	4@ 4	-@ -	-@ -
CRAIGIE Grant	156	12@ 24	58@ 10	580@ 17	466@ 23	691@ 23	622@ 22	200@ 40	3@ 2	-@ -	-@ -
CONROY Brian	75	21@ 4	103@ 34	829@ 32	936@ 52	381@ 29	209@ 19	165@ 28	-@ -	-@ -	-@ -
PALMER Dave	132	1421@ 23	228@ 29	106@ 12	556@ 21	38@ 38	155@ 22	91@ 15	-@ -	3@ 3	-@ -
SMITH John	134	1651@ 25	99@ 17	-@ -	46@ 12	15@ 5	64@ 16	71@ 10	109@ 16	126@ 25	3@ 3
NOBLE Bob	85	99@ 17	971@ 31	445@ 32	211@ 30	144@ 18	70@ 18	80@ 16	14@ 14	24@ -	9@ 9
GIBBIE Mick	59	1982@ 35	-@ -	-@ -	-@ -	-@ -	-@ -	-@ -	-@ -	-@ -	-@ -
PARHAM Trevor	96	709@ 20	582@ 28	288@ 17	292@ 22	69@ 35	15@ -	22@ 22	-@ -	-@ -	0
FULLER Paul	113	1441@ 18	55@ 9	26@ 7	114@ 23	83@ 28	53@ 13	7@ 4	10@ 10	15@ -	-@ -
DEY Richard	106	350@ 19	88@ 15	157@ 20	250@ 17	207@ 30	214@ 24	222@ 22	100@ 20	7@ 7	-@ -
GIBBIE Dom	107	293@ 12	323@ 15	71@ 14	329@ 18	155@ 17	92@ 18	69@ 35	105@ 53	12@ 4	-@ 0
ALSOP Greg	41	1027@ 51	8@ 8	55@ 14	147@ 49	122@ 20	84@ 42	-@ -	-@ -	-@ -	-@ -
DALY Mick	62	1305@ 26	53@ 11	42@ 14	6@ 2	4@ 4	5@ 5	2@ 2	-@ -	10@ 10	-@ -
WILLIAMS Mark	54	441@ 26	179@ 26	442@ 32	144@ 21	132@ 26	-@ -	11@ -	11@ 11	-@ -	-@ -

**MOST MINUTES PER INNINGS (MIN.500 RUNS) IN CAREER IN B GRADE**

Rank	Player Name	Debut	Yrs	Gam	All Inn	Timed Inn	Total Minutes	Minutes per Inning	Runs per Minute
1	CONLEY Andrew	1991/92	6	20	20	20	1575	78.75	0.447
2	GIBBIE Mick	1996/97	6	59	61	61	4793	78.57	0.414
3	HALL Michael	1987/88	6	36	41	40	2649	66.23	0.312
4	PERRYMAN Gavin	1992/93	4	24	23	23	1479	64.30	0.353
5	ALSOP Greg	1997/98	4	41	41	41	2619	63.88	0.551
6	EDWARDS Rob	1982/83	21	133	138	137	8378	61.15	0.381
7	FULLER Paul	1991/92	15	113	115	115	6731	58.53	0.268
8	WILLIAMS Mark	1988/89	10	54	55	54	3117	57.72	0.436
9	SMITH John	1980/81	25	134	135	127	7316	57.61	0.294
10	PARHAM Trevor	1984/85	18	96	98	98	5477	55.89	0.361
11	DEANE Andrew	1983/84	3	21	22	19	987	51.95	0.498
12	MONAGHAN Scott	2013/14	4	26	23	23	1180	51.30	0.541
13	HODGE Andrew	1981/82	11	50	52	51	2601	51.00	0.386
14	DAVIDSON Phil	1993/94	11	50	49	49	2442	49.84	0.464
15	PALMER Dave	1997/98	17	132	132	132	6535	49.51	0.398

**MOST TIMES TOP SCORE IN MATCH IN CAREER IN B GRADE**

Rank	Player Name	Debut	Yrs	Gam	Times Top Score	% of Games	Seasons with		
							4ts+	3ts	2ts
1	HUGHES Peter	1985/86	30	235	39	16.6	1	3	6
2	EDWARDS Rob	1982/83	21	133	21	15.8	2	1	3
3	CRAIGIE Grant	1985/86	24	156	19	12.2	1	1	3
4	GIBBIE Mick	1996/97	6	59	18	30.5	1	3	1
5	CONROY Brian	1981/82	8	75	15	20.0	1	2	1
6	PALMER Dave	1997/98	17	132	15	11.4	1	1	1
7	SMITH John	1980/81	25	134	14	10.4	1	1	2
8	ALSOP Greg	1997/98	4	41	13	31.7	1	2	-

**HIGHEST PERCENT OF TEAM RUNS SCORED (MIN.500 RUNS) IN CAREER IN B GRADE**

Rank	Player Name	Debut	Yrs	Gam	Player Runs	Team Runs	% of Team Runs
1	ALSOP Greg	1997/98	4	41	1443	7512	19.21
2	CONLEY Andrew	1991/92	6	20	704	3833	18.37
3	GIBBIE Mick	1996/97	6	59	1982	10910	18.17
4	CONROY Brian	1981/82	8	75	2644	16093	16.43
5	WILLIAMS Mark	1988/89	10	54	1360	9451	14.39
6	FERGUSON Haimish	2014/15	3	26	693	5105	13.57
7	EDWARDS Rob	1982/83	21	133	3193	23916	13.35
8	PERRYMAN Gavin	1992/93	4	24	522	3956	13.20

**MOST TIMES BEST BOWLING FIGURES IN MATCH IN CAREER IN B GRADE**

Rank	Player Name	Debut	Yrs	Gam	no.times Best Fig	% of Matches	Seasons with		
							4bf+	3bf	2bf
1	WILKIN Anthony	1991/92	14	113	33	29.2	3	4	3
2	MARSHALL Ashley	1999/00	12	97	25	25.8	3	2	2
3	CRAIGIE Grant	1985/86	24	156	22	14.1	-	3	4
4	BELL Geoff	1980/81	15	97	21	21.6	1	3	2
5	WILLIAMS Scott	1989/90	9	56	14	25.0	-	3	2
6	GIBBIE Mick	1996/97	6	59	13	22.0	1	-	4
7	DEANE Andrew	1983/84	3	21	11	52.4	2	-	1
8	SMITH John	1980/81	25	134	10	7.5	-	-	3

**HIGHEST PERCENT OF TEAM WICKETS TAKEN (MIN.200 OVERS) IN CAREER IN B GRADE**

Rank	Player Name	Debut	Yrs	Gam	Player Wickets	Team Wickets	% of Team Wickets
1	DEANE Andrew	1983/84	3	21	83	261	31.80
2	BARNETT Mick	1991/92	3	20	52	188	27.66
3	PEARCE Mike	1988/89	3	12	28	104	26.92
4	WILKIN Anthony	1991/92	14	113	240	941	25.50
5	MATTHEWS Jacob	2010/11	5	25	49	193	25.39
6	WILLIAMS Scott	1989/90	9	56	115	470	24.47
7	RUSBY Shane	1990/91	4	14	32	131	24.43
8	MARSHALL Ashley	1999/00	12	97	183	764	23.95

### MOST PARTNERSHIP RUNS IN CAREER IN B GRADE

Rank	Player Name	Debut	Yrs	Gam	Total Pship Runs	Pship Runs per Inn	Best PShip	Pships of 100	50	30	Player Runs	% of P'ship
1	HUGHES Peter	1985/86	30	235	9773	41.2	151	10	48	74	4782	48.9
2	EDWARDS Rob	1982/83	21	133	6811	49.4	146	7	37	37	3193	46.9
3	SMITH John	1980/81	25	134	6242	46.2	143	3	35	35	2184	35.0
4	PALMER Dave	1997/98	17	132	5984	45.3	158	3	31	37	2598	43.4
5	CRAIGIE Grant	1985/86	24	156	5420	36.4	100	1	30	42	2740	50.6
6	FULLER Paul	1991/92	15	113	4544	39.5	130	2	20	29	1804	39.7
7	NOBLE Bob	1980/81	11	85	4376	48.6	228	7	20	23	2067	47.2
8	PARHAM Trevor	1984/85	18	96	4124	42.1	111	2	19	31	1977	47.9
9	CONROY Brian	1981/82	8	75	3939	46.3	228	7	20	18	2644	67.1
10	DEY Richard	1994/95	17	106	3806	38.8	133	2	17	23	1595	41.9
11	GIBBIE Mick	1996/97	6	59	3740	61.3	139	5	19	24	1982	53.0
12	GIBBIE Dom	1992/93	16	107	3651	33.8	99	-	9	33	1449	39.7
13	MARSHALL Ashley	1999/00	12	97	2791	31.7	134	4	9	12	1154	41.3
14	ROWE Brenton	1996/97	15	93	2784	28.4	136	1	7	19	1076	38.6
15	WILLIAMS Mark	1988/89	10	54	2768	50.3	110	2	11	25	1360	49.1

### MOST PARTNERSHIP RUNS TOGETHER IN CAREER IN B GRADE

Rank	Names of Partners	No. of Pships	Not Outs	Pship Runs	Ave. Pship	Best Pship	Pships of 100	50
1	SMITH John & NOBLE Bob	29	2	1011	37.4	101	1	10
2	SMITH John & DALY Mick	40	1	997	25.6	115	1	5
3	HUGHES Peter & PALMER Dave	32	1	940	30.3	91	-	8
4	EDWARDS Rob & FULLER Paul	33	-	872	26.4	97	-	7
5	CONROY Brian & NOBLE Bob	16	1	795	53.0	228	4	2
6	HUGHES Peter & MARSHALL Ashley	18	1	598	35.2	105	1	4
7	WILLIAMS Mark & EDWARDS Rob	18	-	593	32.9	90	-	3
8	PARHAM Trevor & FULLER Paul	29	-	584	20.1	87	-	1
9	GIBBIE Mick & FULLER Paul	22	-	545	24.8	112	1	2
10	HUGHES Peter & EDWARDS Rob	22	-	510	23.2	114	2	1
11	MANOS George & CONROY Brian	14	-	490	35.0	85	-	3
12	HUGHES Peter & FULLER Paul	16	-	476	29.8	130	1	3
13	EDWARDS Rob & PARHAM Trevor	19	-	475	25.0	96	-	2
14	GIBBIE Mick & PARHAM Trevor	16	-	467	29.2	81	-	4
15	GIBBIE Mick & HUGHES Peter	13	-	459	35.3	108	1	1
16	EDWARDS Rob & GIBBIE Mick	14	-	445	31.8	132	1	3
17	MARSHALL Ashley & DEY Richard	11	2	425	47.2	133	2	-
18	MONAHAN Justin & MONAHAN Phil	14	-	417	29.8	100	1	2
19	MONAHAN Phil & PALMER Dave	24	-	409	17.0	71	-	3
20	GIBBIE Dom & GIBBIE Mick	11	-	397	36.1	75	-	3

### ALL TIME BEST PARTNERSHIPS FOR EACH WICKET IN B GRADE

Rank	Wkt	Runs	Player Names	GrDv	Opposition	Rnd	Year
1	1st	158	PALMER Dave 59 & TONKIN Andrew 105	B 4	ICC SHARKS	2	2012/13
2	1st	136	ROWE Brenton 46 & ALSOP Greg 88	B 2	SOUTH PARK	5	2000/01
3	1st	122	FERGUSON Haimish 67 & BARLEY James 82	B 4	WESTERN YOUTH	11	2014/15
4	1st	115	SMITH John 27 & DALY Mick 84	B 3	KESWICK	9	1984/85
1	2nd	184	CONLEY Andrew 85 & MONAGHAN Scott 114	B 4	SOUTH PARK	11	2013/14
2	2nd	143	AITKEN Geoff 85 & SMITH John 53*	B 4	M.P.S.M.	5	1983/84
3	2nd	139	GIBBIE Mick 87 & DAVIDSON Phil 86	B 3	SOUTH ROAD	11	2001/02
4	2nd	131	EDWARDS Rob 34 & ALSOP Greg 106	B 2	KESWICK	6	2000/01
1	3rd	134	GIBBIE Mick 98 & TEMBY Paul 78*	B 2	KENILWORTH	4	2002/03
2	3rd	133	CONROY Brian 90 & NOBLE Bob 81	B 5	COROMANDEL	4	1982/83
3	3rd	132	EDWARDS Rob 51 & GIBBIE Mick 113*	B 2	SEACOMBE SALV'	5	1998/99
4	3rd	132	MONAGHAN Scott 52 & BROOKER Christian 113	B 4	SOUTH PARK	10	2014/15
1	4th	228*	CONROY Brian 153* & NOBLE Bob 65*	B 5	KENILWORTH	7	1982/83
2	4th	151	NOBLE Bob 92 & HUGHES Peter 81	B 3	ROSEWATER	9	1985/86
3	4th	146	RICHARDSON Dan 74 & EDWARDS Rob 135*	B 2	SHEIDOW PARK	2	1998/99
4	4th	137	CONROY Brian 65 & SHIPP Andrew 115*	B 3	SOUTH ROAD	5	1985/86
1	5th	134	BELSAK Andrew 134 & MARSHALL Ashley 58	B 5	NORTH HAVEN	5	2016/17
2	5th	109*	BAYLISS Paul 45* & CONLEY Andrew 129*	B 4	HAMILTON	10	2013/14
3	5th	99	BAYLISS Paul 30 & PANSINI Angelo 146	B 4	COROMANDEL RAM	5	2013/14
4	5th	97	FERGUSON Jason 76 & MONAHAN Phil 76	B 4	WESTERN YOUTH	2	2014/15
1	6th	133	MARSHALL Ashley 76 & DEY Richard 68	B 4	SHEIDOW PARK	1	2012/13
2	6th	109*	STEER Peter 32* & CONROY Brian 156*	B 5	ADELAIDE CAVAL	9	1982/83
3	6th	106	WILLIAMS Rowan 38 & HUGHES Peter 107*	B 3	KESWICK	4	2010/11
4	6th	95	CONLEY Andrew 58 & SHAW Phil 44	B 2	KENILWORTH	8	1991/92
1	7th	109	SHIPP Andrew 43 & COOMBE Peter A 58	B 2	KESWICK	9	1987/88
2	7th	101	HALL Michael 140 & HARGRAVES Craig 32	B 2	SHEIDOW PARK	6	1994/95
3	7th	96	HODGE Andrew 66 & CRAIGIE Grant 76	B 3	KENILWORTH	11	1990/91
4	7th	87	DEY Richard 70 & DENIET Josh 36*	B 3	ICC SHARKS	3	2008/09
1	8th	126*	MARTIN Anthony 43* & MONAGHAN Scott 90*	B 4	MORPHETT VALE	7	2014/15
2	8th	118*	MARSHALL Ashley 45* & DEY Richard 66*	B 4	MORPHETT VALE	6	2015/16
3	8th	101	HUGHES Peter 103 & WEBLEY Troy 95*	B 4	WESTERN YOUTH	11	2007/08
4	8th	78	SMITH John 17 & PERRYMAN Gavin 100	B 2	MITCHELL PARK	2	1994/95
1	9th	92	WILKIN Anthony 46 & SMITH John 40	B 3	SOUTH PARK	9	2005/06
2	9th	75	CONROY Brian 98 & CRAM Don 53	B 2	KENILWORTH	3	1987/88
3	9th	67*	MARSHALL Ashley 15* & WILSON Gary 75*	B 4	MITCHELL PARK	FS	2015/16
4	9th	66	BAILEY Kym 18 & PATMORE Dave 76	B 7	EASTWOOD	7	1980/81
1	10th	67	RANGER Brenton 35 & HODGE David 70*	B 6	COROMANDEL	2	1981/82
2	10th	60	WILLIAMS Scott 29 & SMITH John 32*	B 2	COROMANDEL	3	2003/04
3	10th	51*	WILLCOX Steve 30* & PEARCE Mike 36*	B 3	HECTORVILLE	11	1989/90
4	10th	50	MYSTUIK Simon 31 & WILSON Jarrod 22*	B 3	SHEIDOW PARK	7	2008/09

## MOST RUNS MADE IN CAREER IN C GRADE

Rank	Player Name	Debut	Yrs	Gam	Inn	NO	Runs	Ave	Innings Hi	Scores 100	50	30	0	100 Min	SeasonAgg Hi 300200	Pshps 10050	% Tm	% Cr			
1	GIBBIE Dom	1991/92	19	120	114	15	2459	24.8	140	2	8	20	12	21	413	1	4	5	32	11	41
2	CONLEY Andrew	2004/05	9	68	66	9	2312	40.6	163*	6	10	12	6	16	650	3	3	6	25	19	49
3	EDWARDS Rob	1991/92	13	66	69	10	2124	36.0	188	2	12	16	6	17	678	2	2	5	25	17	50
4	CRAIGIE Grant	2003/04	10	61	60	8	1965	37.8	109*	3	12	9	4	13	591	2	2	7	21	19	47
5	PARHAM Trevor	1989/90	12	68	61	4	1713	30.1	179*	3	12	5	4	12	392	2	2	6	14	19	55
6	SMITH John	1989/90	22	155	133	46	1608	18.5	97	-	5	10	5	14	237	-	1	2	15	6	37
7	CONROY Jason	1989/90	18	107	106	7	1424	14.4	71	-	3	13	16	2	222	-	1	1	11	7	46
8	HUXTABLE Andrew	1990/91	9	63	69	-	1384	20.1	92	-	7	9	5	10	251	-	3	3	14	11	42
9	HODGE Andrew	1991/92	9	54	58	10	1149	23.9	93	-	5	11	6	9	305	1	2	2	9	12	47
10	BROWN David F	1994/95	16	102	86	16	1037	14.8	71*	-	3	8	13	5	211	-	1	1	9	6	40
11	HUGHES Peter	1989/90	11	36	33	2	1020	32.9	107	1	5	9	1	5	254	-	1	4	10	14	50
12	WILLCOX Steve	1989/90	14	63	57	8	955	19.5	70	-	4	7	4	-	203	-	1	1	4	8	63
13	PANSINI Angelo	2013/14	4	32	29	4	953	38.1	126	3	4	3	-	1	500	2	-	1	5	20	65
14	BELL Geoff	1992/93	10	42	40	6	861	25.3	105	1	3	7	2	6	258	-	2	2	11	12	39
15	COREY Mark	2001/02	3	29	30	3	860	31.9	73*	-	7	3	2	10	357	1	2	2	5	16	48
16	BROWN Mike	1989/90	7	46	45	6	839	21.5	85	-	3	8	2	2	257	-	2	1	6	9	53
17	GREEN Anthony	1998/99	12	62	51	10	814	19.9	69*	-	3	3	4	2	216	-	1	1	7	8	44
18	MARSHALL Ashley	1999/00	7	53	55	4	809	15.9	93	-	2	4	6	5	278	-	1	-	5	9	45
19	SHAW Phil	1990/91	4	23	24	4	788	39.4	100*	1	5	5	2	3	256	-	2	2	8	15	50
20	DALY Mick	1989/90	2	23	23	2	751	35.8	123	2	4	2	2	4	476	1	1	1	9	15	53
21	MONAHAN Phil	2005/06	5	34	33	1	751	23.5	71	-	6	1	1	3	265	-	3	-	4	15	56
22	TONKIN Andrew	2002/03	8	40	32	4	729	26.0	88	-	6	2	4	1	146	-	-	-	7	11	62
23	MCNAMARA Trinity	1993/94	7	32	33	2	708	22.8	111	1	4	3	3	2	192	-	-	3	6	10	55
24	MCCULLOUGH Mick	1991/92	4	32	33	2	600	21.3	69	-	4	6	2	8	217	-	2	4	7	9	36
25	ROWE Brenton	1996/97	9	50	56	8	651	13.6	52	-	1	6	6	5	218	-	1	1	7	8	36
26	MAZURKE Danny	1989/90	5	35	31	2	624	21.5	78	-	2	3	1	-	338	1	-	1	2	8	65
27	EMERY Peter	1990/91	5	27	27	2	580	23.2	82	-	1	8	1	-	214	-	1	1	5	10	62
28	PUGH Ben	2007/08	4	35	38	4	580	17.1	76	-	2	4	9	-	241	-	1	1	3	8	62
29	SCOTT Ron	1994/95	9	54	48	18	540	18.0	69*	-	1	3	8	1	147	-	-	-	4	6	50
30	BROWNE Noel	2006/07	6	42	28	6	532	24.2	98*	-	1	5	4	2	213	-	1	-	8	7	47
31	HOLST Bill	1989/90	3	13	14	-	526	37.6	144	2	3	1	2	4	265	-	1	1	7	18	52
32	DEY Cameron	1991/92	12	57	52	13	482	12.4	42	-	-	2	4	1	156	-	-	-	3	4	48
33	SWIFT Andrew	1999/00	8	29	31	-	457	14.7	86	-	3	2	6	2	240	-	1	-	5	9	52
34	FERGUSON Jason	2013/14	1	11	10	-	445	44.5	88	-	4	3	-	3	445	1	-	-	5	25	65
35	HARRIS Glenn	2016/17	1	16	13	2	430	39.1	172	1	-	4	-	1	430	1	-	1	1	19	66

										Innings	Fig	SeasonAg	Ba/%				
Rank	Player Name	Debut	Yrs	Gam	Overs	Mdn	Runs	Wkts	Ave	Best	5w	3w	Hi	25	15	wkt	Tm
1	SMITH John	1989/90	22	155	1373.3	261	4572	300	15.2	7/31	15	31	32	3	7	27	21
2	BROWN David F	1994/95	16	102	966.5	193	3132	176	17.8	7/54	3	23	25	1	5	33	22
3	MAZURKE Danny	1989/90	5	35	514	116	1462	94	15.6	7/34	7	9	42	2	1	33	28
4	MARSHALL Ashley	1999/00	7	53	525	106	1789	94	19.0	6/35	2	16	25	1	2	34	22
5	SCOTT Ron	1994/95	9	54	610.2	141	1664	92	18.1	9/32	4	5	25	1	2	40	20
6	GREEN Anthony	1998/99	12	62	545.1	110	1782	79	22.6	6/20	3	6	19	-	3	41	14
7	HUCKSTEPP Craig	1989/90	10	53	449.4	97	1373	77	17.8	6/29	3	6	18	-	4	35	16
8	WILLCOX Steve	1989/90	14	63	652	119	2098	77	27.2	4/18	-	9	19	-	2	51	15
9	WILKIN Anthony	2004/05	8	49	508.3	146	1225	76	16.1	6/32	2	4	20	-	3	40	18
10	BROWN Mike	1989/90	7	46	472.4	95	1463	76	19.3	6/51	5	5	23	-	3	37	18
11	MCNAMARA Trinity	1993/94	7	32	380.2	72	1140	75	15.2	7/57	6	8	28	1	-	30	25
12	BRYSAN Brett	2013/14	3	36	298.3	48	1071	63	17.0	6/22	2	7	33	1	1	28	22
13	BROWNE Noel	2006/07	6	42	408.3	50	1664	59	28.2	4/36	-	9	19	-	1	42	15
14	TRUSCOTT Chad	2010/11	5	30	279.5	56	894	54	16.6	5/46	2	5	25	1	1	31	20
15	HUMPHERY Peter	1991/92	8	46	418.2	65	1548	53	29.2	5/26	2	4	19	-	1	47	13
16	CONROY Jason	1989/90	18	107	279.5	36	1101	49	22.5	4/37	-	4	10	-	-	34	5
17	PANSINI Angelo	2013/14	4	32	254.4	40	808	47	17.2	5/18	2	3	18	-	2	33	16
18	MYSTUIK Simon	2000/01	7	31	249.5	54	739	44	16.8	6/45	3	5	16	-	1	34	19
19	TONKIN Andrew	2002/03	8	40	257.2	50	942	39	24.2	5/28	1	4	23	-	1	40	11
20	LOY Tony	1995/96	3	18	144.1	36	396	30	13.2	6/44	1	4	17	-	1	29	16
21	HUXTABLE Andrew	1990/91	9	63	149.3	40	342	27	12.7	6/6	1	3	16	-	1	33	4
22	GLENNVILLE Jim	1995/96	3	13	123.5	22	422	26	16.2	5/56	2	3	12	-	-	29	21
23	KUSTERMANN Bernie	1989/90	2	18	196	41	531	26	20.4	6/7	1	-	16	-	1	45	14
24	GIBBIE Dom	1991/92	19	120	136.1	9	620	25	24.8	3/15	-	4	8	-	-	33	2
25	MILDREN Bryan	2013/14	2	18	167	36	562	24	23.4	5/26	1	1	16	-	1	42	20
26	PUGH Ben	2007/08	4	35	122.5	5	622	24	25.9	3/13	-	2	10	-	-	31	8
27	TONKIN Braedon	2007/08	6	36	177	21	898	24	37.4	4/37	-	3	12	-	-	44	4

Rank	Player Name	Debut	Yrs	Gam	Batting		Bowling		COTY	ALLrnd Matches			Season
					Runs	Ave	Wkts	Ave	Points	50&5	40&4	30&3	200&20
1000 RUNS & 100 WICKETS													
1	SMITH John	1989/90	22	155	1608	18.5	300	15.2	5808	1	1	3	1
2	BROWN David F	1994/95	16	102	1037	14.8	176	17.8	3501	-	-	3	1
500 RUNS & 50 WICKETS													
3	MARSHALL Ashley	1999/00	7	53	809	15.9	94	19.0	2125	-	-	3	-
4	WILLCOX Steve	1989/90	14	63	955	19.5	77	27.2	2033	-	1	2	-
5	MAZURKE Danny	1989/90	5	35	624	21.5	94	15.6	1940	1	1	-	1
6	GREEN Anthony	1998/99	12	62	814	19.9	79	22.6	1920	-	-	1	-
7	BROWN Mike	1989/90	7	46	839	21.5	76	19.3	1903	-	-	2	1
8	SCOTT Ron	1994/95	9	54	540	18.0	92	18.1	1828	-	-	2	-
9	McNAMARA Trinity	1993/94	7	32	708	22.8	75	15.2	1758	2	2	1	-
10	BROWNE Noel	2006/07	6	42	532	24.2	59	28.2	1358	-	-	-	-

## MOST WICKETKEEPING DISMISSALS IN CAREER IN C GRADE

Rank	Player Name	Debut	Yrs	Gam	Games Kept	Dismissals Ct	St	Total	per Game	Innings 5w	4w	3w	20 in Season	Total Byes	Byes/ Game
1	FLAMANK Paul	2008/09	6	37	32	37	12	49	1.53	-	1	3	-	98	3.06
2	HUXTABLE Andrew	1990/91	9	63	34	38	6	44	1.29	-	-	-	-	111	3.26
3	BROWN Andrew	1993/94	9	57	37	29	10	39	1.05	1	1	2	-	299	8.08
4	DEY Cameron	1991/92	12	57	33	34	3	37	1.12	-	1	-	-	128	3.88
5	COREY Mark	2001/02	3	29	28	34	-	34	1.21	-	1	4	-	39	1.39
6	ROWE Brenton	1996/97	9	50	33	28	2	30	0.91	-	1	-	-	91	2.76
7	PEARCE Darren	1989/90	2	13	13	20	2	22	1.69	-	1	2	1	32	2.46
8	MARKS Greg	2012/13	4	24	21	13	9	22	1.05	-	-	1	-	69	3.29

## MOST CATCHES AS FIELDSMAN IN CAREER IN C GRADE

Rank	Player Name	Debut	Yrs	Gam	Field Catches	Catches per Game	Innings of 4c	3c	2c	Seasons of 10c
1	CONROY Jason	1989/90	18	107	64	0.60	-	2	13	2
2	SMITH John	1989/90	22	155	56	0.36	-	-	6	1
3	EDWARDS Rob	1991/92	13	66	33	0.50	-	-	6	-
4	CONLEY Andrew	2004/05	9	68	33	0.49	-	2	4	-
5	BROWNE Noel	2006/07	6	42	32	0.76	-	2	5	-
6	BROWN Mike	1989/90	7	46	28	0.61	-	-	8	-
7	BROWN David F	1994/95	16	102	28	0.27	-	-	2	-

## MOST FIELDING VOTES IN CAREER IN C GRADE

Rank	Player Name	Debut	Yrs	Gam	1st Votes	2nd Votes	3rd Votes	Total Votes 3-2-1 basis	% of games with f/vote
1	CONROY Jason	1989/90	18	107	25	21	9	126	51.4
2	HUXTABLE Andrew	1990/91	9	63	11	5	8	51	38.1
3	PUGH Ben	2007/08	4	35	10	7	1	45	51.4
4	SMITH John	1989/90	22	155	3	12	11	44	16.8
5	HUMPHRY Peter	1991/92	8	46	8	7	2	40	37.0
6	BROWN Mike	1989/90	7	46	8	4	4	36	34.8

## ALL TIME MOST RUNS IN A SEASON IN C GRADE

Rank	Player Name	Ga	Inn	NO	Runs	Ave	Innings Scores							%	%	Strokes			Year & Div	
							Hi	100	>50	>30	>10	>0*	0	Tm	Cr	6s	4s	1s		
1	EDWARDS Rob	11	12	2	678	67.8	188	1	5	2	4	-	-	29	56	19	73	160	1995/96	5
2	CONLEY Andrew	13	12	3	650	72.2	126	4	2	-	3	3	-	26	47	6	93	169	2009/10	6
3	CRAIGIE Grant	11	11	-	591	53.7	107	1	5	1	3	-	1	26	48	20	64	144	2007/08	6
4	PANSINI Angelo	13	12	2	500	50.0	126	3	-	3	1	5	-	27	65	24	52	94	2016/17	7
5	CONLEY Andrew	12	11	4	479	68.4	163*	2	1	2	5	-	1	25	53	9	71	94	2011/12	6
6	DALY Mick	11	11	-	476	43.3	123	1	4	-	3	3	-	22	53	10	63	100	1989/90	6
7	FERGUSON Jason	11	10	-	445	44.5	88	-	4	3	1	2	-	25	65	16	47	120	2013/14	5
8	EDWARDS Rob	12	14	3	437	39.7	113	1	2	4	1	5	1	20	51	11	55	99	1996/97	5
9	HARRIS Glenn	16	13	2	430	39.1	172	1	-	4	6	2	-	19	69	19	54	53	2016/17	7
10	GIBBIE Dom	12	11	1	413	41.3	140	2	-	1	5	3	-	17	48	4	50	89	2001/02	5

## ALL TIME MOST WICKETS IN A SEASON IN C GRADE

Rank	Player Name	Ga	In	Overs	Mdn	Runs	Wkts	Ave	Innings Best	Figures 6w	5w	4w	3w	Ba/Wkt	Run/Over	% Tm	Year & Div
1	MAZURKE Danny	11	13	176.4	35	487	42	11.6	6/38	2	1	2	3	25	2.8	36	1991/92 5
2	BRYSON Brett	15	16	115.3	25	337	33	10.2	6/22	1	-	2	2	21	2.9	22	2016/17 7
3	MAZURKE Danny	12	14	181	49	480	33	14.5	7/34	2	1	-	2	33	2.7	29	1990/91 6
4	SMITH John	11	12	141.4	35	386	32	12.1	7/68	1	1	2	-	27	2.7	27	2001/02 5
5	SMITH John	9	9	113.4	23	418	31	13.5	7/39	1	2	1	1	22	3.7	39	1992/93 4
6	SMITH John	11	11	106.1	27	263	29	9.1	7/31	1	2	1	2	22	2.5	27	1998/99 4
7	McNAMARA Trinity	7	8	112.4	20	328	28	11.7	7/57	1	1	1	3	24	2.9	39	1996/97 5
8	MARSHALL Ashley	8	9	120.4	30	309	25	12.4	5/36	-	1	2	3	29	2.6	32	2001/02 5
9	SCOTT Ron	10	14	180	46	391	25	15.6	7/51	1	1	-	-	43	2.2	25	1997/98 4
10	TRUSCOTT Chad	10	11	123.5	29	422	25	16.9	5/46	-	2	-	3	30	3.4	29	2012/13 6

## ALL TIME BEST BATTING/BOWLING ALLROUNDER IN A SEASON IN C GRADE

Rank	Player Name	Ga	Inn	NO	Runs	Ave	Overs	Mdn	Runs	Wkts	Ave	COTY points	Year & Div
300 RUNS & 30 WICKETS													
1	MAZURKE Danny	12	12	-	338	28.2	181	49	480	33	14.5	800	1990/91 6
200 RUNS & 20 WICKETS													
2	SMITH John	11	13	-	237	18.2	106.1	27	263	29	9.1	643	1998/99 4
3	BROWN Mike	11	11	-	257	23.4	114	16	428	23	18.6	579	1993/94 4
4	BROWN David F	10	10	1	211	23.4	81.3	13	259	24	10.8	547	1997/98 4

## ALL TIME MOST WICKET-KEEPING DISMISSALS IN A SEASON IN C GRADE

Rank	Player Name	Games	WK Games	WK Dismissals Ct	St	Total	per WK Match	Year & Div
1	PEARCE Darren	10	10	18	2	20	2.00	1989/90 6
2	FLAMANK Paul	12	11	11	6	17	1.55	2011/12 6
3	FLAMANK Paul	10	8	10	5	15	1.88	2010/11 6
4	HUXTABLE Andrew	9	9	12	2	14	1.56	1991/92 5
5	COREY Mark	9	9	14	-	14	1.56	2003/04 4
6	BROWN Andrew	12	12	9	5	14	1.17	2007/08 6

**RUNS FROM EACH BATTING POSITION IN CAREER IN C GRADE**

Player Name	Gam	Opener	No.3	No.4	No.5	No.6	No.7	No.8	No.9	No.10	No.11
GIBBIE Dom	120	821@ 25	490@ 19	227@ 17	346@ 38	243@ 27	211@ 35	111@ 37	10@ -	-@ -	-@ -
CONLEY Andrew	68	2209@ 43	60@ 20	7@ 4	-@ -	36@ 36	-@ -	-@ -	-@ -	-@ -	-@ -
EDWARDS Rob	66	201@ 29	1433@ 43	355@ 32	119@ 17	7@ 7	8@ -	-@ -	-@ -	1@ -	-@ -
CRAIGIE Grant	61	2@ 1	1389@ 38	257@ 64	317@ 35	-@ -	-@ -	-@ -	-@ -	-@ -	-@ -
PARHAM Trevor	68	1369@ 31	147@ 25	130@ 26	11@ 11	-@ -	56@ 56	-@ -	-@ -	-@ -	-@ -
SMITH John	155	559@ 16	23@ 12	86@ 22	83@ 12	26@ 9	186@ 13	256@ 28	249@ 42	94@ 13	46@ 46
CONROY Jason	107	487@ 19	78@ 13	214@ 13	196@ 12	88@ 7	228@ 23	89@ 18	20@ 5	12@ 6	12@ 12
HUXTABLE Andrew	63	692@ 21	152@ 17	325@ 20	158@ 32	6@ 6	-@ -	31@ 10	20@ 10	-@ -	-@ -
HODGE Andrew	54	243@ 49	172@ 29	444@ 23	119@ 15	94@ 16	53@ 53	23@ 8	1@ -	-@ -	-@ -
BROWN David F	102	-@ -	-@ -	5@ 5	285@ 16	425@ 21	129@ 10	100@ 17	44@ 7	36@ 6	13@ -
HUGHES Peter	36	61@ 20	226@ 25	434@ 36	181@ 45	118@ 39	-@ -	-@ -	-@ -	-@ -	-@ -
WILLCOX Steve	63	-@ -	18@ 18	89@ 45	5@ 3	80@ 10	311@ 31	232@ 15	107@ 15	101@ 25	12@ -
PANSINI Angelo	32	293@ 73	455@ 41	202@ 22	3@ 3	-@ -	-@ -	-@ -	-@ -	-@ -	-@ -
BELL Geoff	42	3@ 10	273@ 46	333@ 30	71@ 12	82@ 27	-@ -	21@ 21	21@ 11	28@ 28	2@ 2
COREY Mark	29	613@ 27	199@ 199	-@ -	28@ 14	20@ 20	-@ -	-@ -	-@ -	-@ -	-@ -

**MOST MINUTES PER INNINGS (MIN.500 RUNS) IN CAREER IN C GRADE**

Rank	Player Name	Debut	Yrs	Gam	All Inn	Timed Inn	Total Minutes	Minutes per Inning	Runs per Minute
1	HOLST Bill	1989/90	3	13	14	13	1005	77.31	0.518
2	COREY Mark	2001/02	3	29	30	30	2220	74.00	0.387
3	CONLEY Andrew	2004/05	9	68	66	66	4671	70.77	0.495
4	EDWARDS Rob	1991/92	13	66	69	68	4644	68.29	0.456
5	CRAIGIE Grant	2003/04	10	61	60	60	3891	64.85	0.505
6	McCULLOUGH Mick	1991/92	4	32	33	33	2038	61.76	0.324
7	GIBBIE Dom	1991/92	19	120	114	112	6697	59.79	0.362
8	PARHAM Trevor	1989/90	12	68	61	61	3623	59.39	0.473
9	BELL Geoff	1992/93	10	42	40	40	2327	58.18	0.370
10	DALY Mick	1989/90	2	23	23	23	1275	55.43	0.589
11	HUGHES Peter	1989/90	11	36	33	33	1822	55.21	0.560
12	SHAW Phil	1990/91	4	23	24	24	1295	53.96	0.608
13	HUXTABLE Andrew	1990/91	9	63	69	69	3602	52.20	0.384
14	HODGE Andrew	1991/92	9	54	58	58	2782	47.97	0.413
15	ROWE Brenton	1996/97	9	50	56	56	2504	44.71	0.260

**MOST TIMES TOP SCORE IN MATCH IN CAREER IN C GRADE**

Rank	Player Name	Debut	Yrs	Gam	Times Top Score	% of Games	Seasons with		
1	EDWARDS Rob	1991/92	13	66	19	28.8	2	2	1
2	CONLEY Andrew	2004/05	9	68	18	26.5	3	-	1
3	PARHAM Trevor	1989/90	12	68	15	22.1	1	1	2
4	CRAIGIE Grant	2003/04	10	61	14	23.0	1	-	3
5	GIBBIE Dom	1991/92	19	120	11	9.2	-	-	3
6	PANSINI Angelo	2013/14	4	32	10	31.3	2	-	-
7	HUXTABLE Andrew	1990/91	9	63	10	15.9	-	1	1
8	MARSHALL Ashley	1999/00	7	53	9	17.0	1	-	2

**HIGHEST PERCENT OF TEAM RUNS SCORED (MIN.500 RUNS) IN CAREER IN C GRADE**

Rank	Player Name	Debut	Yrs	Gam	Player Runs	Team Runs	% of Team Runs
1	PANSINI Angelo	2013/14	4	32	953	4651	20.49
2	CONLEY Andrew	2004/05	9	68	2312	12015	19.24
3	CRAIGIE Grant	2003/04	10	61	1965	10466	18.78
4	HOLST Bill	1989/90	3	13	526	2962	17.76
5	EDWARDS Rob	1991/92	13	66	2124	12460	17.05
6	COREY Mark	2001/02	3	29	860	5252	16.37
7	MONAHAN Phil	2005/06	5	34	751	5046	14.88
8	DALY Mick	1989/90	2	23	751	5066	14.82

**MOST TIMES BEST BOWLING FIGURES IN MATCH IN CAREER IN C GRADE**

Rank	Player Name	Debut	Yrs	Gam	no.times Best Fig	% of Matches	Seasons with		
1	SMITH John	1989/90	22	155	44	28.4	4	3	7
2	BROWN David F	1994/95	16	102	22	21.6	1	1	6
3	MARSHALL Ashley	1999/00	7	53	15	28.3	1	1	3
4	MAZURKE Danny	1989/90	5	35	12	34.3	2	-	1
5	WILKIN Anthony	2004/05	8	49	11	22.4	1	1	1
6	SCOTT Ron	1994/95	9	54	10	18.5	-	-	5
7	WILLCOX Steve	1989/90	14	63	10	15.9	1	1	-
8	McNAMARA Trinity	1993/94	7	32	9	28.1	-	2	1

**HIGHEST PERCENT OF TEAM WICKETS TAKEN (MIN.200 OVERS) IN CAREER IN C GRADE**

Rank	Player Name	Debut	Yrs	Gam	Player Wickets	Team Wickets	% of Team Wickets
1	MAZURKE Danny	1989/90	5	35	94	341	27.57
2	McNAMARA Trinity	1993/94	7	32	75	296	25.34
3	BRYSON Brett	2013/14	3	36	63	291	21.65
4	SMITH John	1989/90	22	155	300	1388	21.61
5	MARSHALL Ashley	1999/00	7	53	94	436	21.56
6	BROWN David F	1994/95	16	102	176	855	20.58
7	TRUSCOTT Chad	2010/11	5	30	54	267	20.22
8	SCOTT Ron	1994/95	9	54	92	471	19.53

### MOST PARTNERSHIP RUNS IN CAREER IN C GRADE

Rank	Player Name	Debut	Yrs	Gam	Total Pship Runs	Pship Runs per Inn	Best PShip	Pships of 100	50	30	Player Runs	% of P'ship
1	GIBBIE Dom	1991/92	19	120	5991	52.6	163	5	32	33	2459	41.0
2	CONLEY Andrew	2004/05	9	68	4706	71.3	238	6	25	25	2312	49.1
3	SMITH John	1989/90	22	155	4405	33.1	128	2	15	31	1608	36.5
4	EDWARDS Rob	1991/92	13	66	4236	61.4	147	5	25	23	2124	50.1
5	CRAIGIE Grant	2003/04	10	61	4139	69.0	238	7	21	18	1965	47.5
6	HUXTABLE Andrew	1990/91	9	63	3316	48.1	153	3	14	25	1384	41.7
7	PARHAM Trevor	1989/90	12	68	3143	51.5	204	6	14	16	1713	54.5
8	CONROY Jason	1989/90	18	107	3064	28.9	148	1	11	23	1424	46.5
9	BROWN David F	1994/95	16	102	2610	30.3	204	1	9	16	1037	39.7
10	HODGE Andrew	1991/92	9	54	2426	41.8	128	2	9	19	1149	47.4
11	BELL Geoff	1992/93	10	42	2203	55.1	113	2	11	17	861	39.1
12	HUGHES Peter	1989/90	11	36	2031	61.5	163	4	10	10	1020	50.2
13	McCULLOUGH Mick	1991/92	4	32	1840	55.8	153	4	7	9	660	35.9
14	GREEN Anthony	1998/99	12	62	1839	36.1	104	1	7	13	814	44.3
15	ROWE Brenton	1996/97	9	50	1823	32.6	133	1	7	10	651	35.7

### MOST PARTNERSHIP RUNS TOGETHER IN CAREER IN C GRADE

Rank	Names of Partners	No. of Pships	Not Outs	Pship Runs	Ave. Pship	Best Pship	Pships of 100	50
1	CONLEY Andrew & CRAIGIE Grant	24	3	931	44.3	238	3	2
2	GIBBIE Dom & CONLEY Andrew	18	1	675	39.7	159	1	4
3	PARHAM Trevor & CONLEY Andrew	25	1	646	26.9	148	1	3
4	EDWARDS Rob & HUXTABLE Andrew	11	1	549	54.9	147	1	3
5	COREY Mark & GIBBIE Dom	12	-	436	36.3	117	1	1
6	PARHAM Trevor & CRAIGIE Grant	10	-	393	39.3	102	1	3
7	HUXTABLE Andrew & McCULLOUGH Mick	11	-	388	35.3	153	1	2
8	SHEARER Duncan & PARHAM Trevor	10	-	385	38.5	81	-	3
9	CRAIGIE Grant & GIBBIE Dom	10	1	374	41.6	88	-	4
10	CONROY Jason & HUXTABLE Andrew	14	1	339	26.1	77	-	1
11	HODGE Andrew & COREY Mark	9	1	313	39.1	102	1	-
12	CRAIGIE Grant & PANSINI Angelo	6	1	299	59.8	117	1	1
13	CLARE Hamish & EDWARDS Rob	7	-	297	42.4	79	-	3
14	McNAMARA Trinity & EDWARDS Rob	5	1	284	71.0	117	2	-
15	LOUGHEAD Paul & EDWARDS Rob	7	-	280	40.0	67	-	3
16	EDWARDS Rob & GIBBIE Dom	8	-	264	33.0	72	-	3
17	HUGHES Peter & GIBBIE Dom	5	-	258	51.6	163	1	1
18	BROWN Mike & GIBBIE Dom	6	-	257	42.8	81	-	2
19	EMERY Peter & McCULLOUGH Mick	9	-	256	28.4	109	1	1
20	CONLEY Andrew & MONAHAN Justin	9	-	247	27.4	69	-	2

### ALL TIME BEST PARTNERSHIPS FOR EACH WICKET IN C GRADE

Rank	Wkt	Runs	Player Names	GrDv	Opposition	Rnd	Year
1	1st	117	RILEY Ian 54 & McNAMARA Trinity 58	C 4	PANORAMA	5	1994/95
2	1st	116	McCULLOUGH Mick 51 & RILEY Ian 69	C 4	HECTORVILLE	4	1994/95
3	1st	109	EMERY Peter 82 & McCULLOUGH Mick 25	C 4	PLYMPTON FOOTB	4	1993/94
4	1st	109	HUXTABLE Andrew 49 & PARHAM Trevor 61	C 5	SOUTH ROAD	10	2004/05
1	2nd	238*	CRAIGIE Grant 109* & CONLEY Andrew 163*	C 6	SOUTH ROAD	2	2011/12
2	2nd	186	BURNETT Christian 82 & CONLEY Andrew 126	C 6	ICC SHARKS	4	2009/10
3	2nd	153	HUXTABLE Andrew 92 & McCULLOUGH Mick 66	C 4	COWANDILLA	1	1992/93
4	2nd	149	CRAIGIE Grant 66 & CONLEY Andrew 90*	C 6	ADELAIDE INDIA	7	2010/11
1	3rd	163	GIBBIE Dom 50 & HUGHES Peter 107	C 4	COROMANDEL	9	1993/94
2	3rd	159*	GIBBIE Dom 31* & CONLEY Andrew 120*	C 6	COROMANDEL RAM	7	2011/12
3	3rd	149	GIBBIE Dom 48 & HARRIS Glenn 172	C 7	KENILWORTH	3	2016/17
4	3rd	148	CONROY Jason 71 & CRAIGIE Grant 108	C 6	PORT NOARLUNGA	2	2014/15
1	4th	168*	SHAW Phil 100* & YOUNG Peter 123*	C 5	KESWICK	4	1991/92
2	4th	128	HODGE David 58 & BROWN Mike 85	C 6	KENILWORTH	11	1990/91
3	4th	120	MELLORS Greg 28 & GIBBIE Dom 140	C 5	ICC SHARKS	11	2001/02
4	4th	116	PEARCE Darren 54 & HODGE David 75	C 6	NORTH HAVEN	6	1990/91
1	5th	204*	BROWN David F 71* & PARHAM Trevor 179*	C 5	ST GEORGE	9	2004/05
2	5th	133	PARKER John 83 & ROWE Brenton 38	C 5	NORTH HAVEN	2	1996/97
3	5th	95	DAVIDSON Phil 26 & HUGHES Peter 71	C 4	KENILWORTH	10	1993/94
4	5th	83	PALMER Dave 51 & LOUGHEAD Paul 42	C 5	SOUTHERN	1	2001/02
1	6th	132	WILLCOX Steve 70 & SIDON Brendon 61	C 6	WOODCROFT	7	2007/08
2	6th	104*	GREEN Anthony 51* & LIGHTFOOT Derek 51*	C 6	SOUTH ROAD	8	2012/13
3	6th	96	PEARCE Darren 56 & YOUNG Peter 73*	C 6	PANORAMA	5	1989/90
4	6th	96	MOORE Jason 25 & PARHAM Trevor 73*	C 6	ADELAIDE CAVAL	9	2011/12
1	7th	124	SHAW Phil 51 & CONROY Brian 122	C 6	MODBURY HEIGHT	8	1990/91
2	7th	122*	SMITH John 38* & GARRICK Paul 74*	C 4	SHEIDOW PARK	10	1992/93
3	7th	116	HUCKSTEPP Craig 22 & DALY Mick 114*	C 6	MITSUBISHI	1	1990/91
4	7th	97	CRAM Don 45 & DALY Mick 49*	C 6	KENILWORTH	11	1990/91
1	8th	81*	SMITH John 26* & MYSTUIK Simon 57*	C 5	ICC SHARKS	1	2008/09
2	8th	81	WILLCOX Steve 63 & DALY Mick 80	C 6	KESWICK	2	1989/90
3	8th	79*	HUCKSTEPP Craig 20* & CAMERON Scott 86*	C 6	NORWOOD UNION	3	1990/91
4	8th	79	SCOTT Ron 39 & SMITH John 54*	C 4	ADELAIDE CAVAL	6	2003/04
1	9th	102	MAZURKE Danny 78 & ELLIS Steve 55*	C 6	PLYMPTON FOOTB	2	1990/91
2	9th	82	REVELL Glen 31 & BROWNE Noel 98*	C 6	SHEIDOW PARK	8	2010/11
3	9th	55	HUCKSTEPP Craig 17 & CRAM Don 47*	C 6	MITCHELL PARK	FS	1990/91
4	9th	52*	PERRYMAN Gavin 29* & GIBBIE Dom 50*	C 4	ST MARKS	3	1992/93
1	10th	80	TONKIN Andrew 64 & SMITH John 18*	C 4	NORTH HAVEN	3	2002/03
2	10th	61*	CRUICKSHANK Darren 24* & ELLIS Steve 55*	C 6	PLYMPTON FOOTB	2	1990/91
3	10th	61	BOREHAM Chris 46 & KUSTERMANN Bernie 19*	C 6	MITCHAM	3	1989/90
4	10th	55	PARR Ashley 30 & SMITH John 22*	C 4	HECTORVILLE	5	2000/01



## MOST RUNS MADE IN CAREER IN D GRADE

Rank	Player Name	Debut	Yrs	Gam	Inn	NO	Runs	Ave	Innings Hi	Scores 100	50	30	0	100 M:n	SeasonAgg Hi 300200	Pshps 10050	% Tm	% Cr			
1	BELL Geoff	1992/93	11	102	105	9	2952	30.8	107	2	21	21	8	31	503	6	2	10	32	15	44
2	GIBBIE John	1991/92	9	87	87	11	2266	29.8	164*	4	10	15	6	10	400	4	1	7	23	13	51
3	HODGE Andrew	1991/92	6	47	49	7	2102	50.0	125*	5	14	8	1	18	757	3	1	6	25	22	52
4	CONROY Brian	1991/92	3	26	25	1	920	38.3	111	1	9	3	2	1	394	2	-	2	7	17	77
5	GIBBIE Dom	1996/97	8	52	46	4	838	20.0	59	-	5	5	-	12	276	-	2	5	9	10	35
6	DEY Cameron	1991/92	10	60	62	7	832	15.1	56*	-	1	9	10	7	171	-	-	-	10	7	45
7	BROWN David F	1995/96	6	57	56	3	769	14.5	89	-	1	6	5	4	200	-	1	-	11	7	36
8	SWIFT Andrew	2000/01	6	35	38	1	766	20.7	109	1	3	5	5	5	289	-	2	1	11	11	50
9	BROWN Andrew	1993/94	11	107	92	12	709	8.9	45	-	-	3	14	-	97	-	-	-	5	3	46
10	LUONG Bang	1995/96	8	48	49	7	705	16.8	87	-	4	1	9	5	228	-	1	2	7	8	37
11	MELLORS Greg	1999/00	4	17	19	5	701	50.1	127*	2	2	5	1	5	334	1	1	4	6	22	49
12	WILLCOX Steve	1996/97	8	39	43	1	681	16.2	54	-	3	5	4	-	248	-	1	-	4	9	68
13	CRAIGIE Grant	2013/14	3	25	21	-	575	27.4	75	-	4	3	-	2	312	1	-	2	3	17	52
14	MARSHALL Ashley	1996/97	4	39	37	5	546	17.1	69*	-	3	2	6	3	214	-	2	-	7	7	41
15	EMERY Peter	1992/93	2	9	10	-	535	53.5	155	2	2	2	1	1	535	1	-	4	-	25	70
16	MONAHAN Phil	2013/14	3	22	21	1	523	26.2	73	-	3	5	3	4	244	-	2	2	4	15	46
17	WILSON Gary	2016/17	1	13	11	3	450	56.3	105*	1	3	2	-	2	450	1	-	2	1	24	66
18	HUGHES Peter	1991/92	2	12	11	1	421	42.1	125	1	1	4	-	2	364	1	-	3	3	18	39
19	LOUGHEAD Paul	1991/92	7	26	28	7	406	19.3	88	-	1	2	2	5	228	-	1	1	4	8	32
20	TONKIN Andrew	2013/14	3	29	24	4	400	20.0	121*	1	-	1	1	1	259	-	1	-	4	9	50
21	CRAM Don	1991/92	4	31	28	1	383	14.2	56	-	1	2	3	-	141	-	-	-	4	6	54
22	CONROY Jason	1991/92	9	32	27	3	379	15.8	74	-	2	1	2	2	120	-	-	1	3	7	39
23	THOMSON Peter	1994/95	3	18	17	-	376	22.1	118	1	1	1	-	1	281	-	1	2	2	10	51
24	PEARCE Brad	1996/97	2	12	12	-	374	31.2	59	-	2	5	1	-	218	-	1	-	5	16	65
25	DAVIDSON Phil	1993/94	2	6	7	-	362	51.7	88	-	5	-	-	-	283	-	1	-	3	27	64
26	YOUNG Peter	2001/02	3	27	27	4	362	15.7	101*	1	-	2	9	1	249	-	1	-	5	7	47
27	DEY Richard	1993/94	5	9	10	2	330	41.3	63*	-	2	4	-	-	114	-	-	-	3	18	67
28	SMITH John	1991/92	5	30	21	11	314	31.4	100*	1	1	-	3	2	214	-	1	2	2	7	31
29	GIBBIE Mick	2000/01	3	8	10	2	300	37.5	76*	-	2	3	1	3	255	-	1	2	2	16	51
30	CORNELISSEN Jack	2015/16	1	11	8	1	299	42.7	88	-	3	-	-	2	299	-	1	-	3	15	55
31	PALMER Dave	1995/96	2	18	17	-	291	17.1	86	-	1	1	1	5	156	-	-	-	4	8	34
32	CHYER Paul	2001/02	3	13	13	-	283	21.8	106	1	-	1	1	2	193	-	-	-	3	12	54
33	HARRIS Glenn	2015/16	1	12	10	-	278	27.8	126	1	1	-	1	2	278	-	1	1	3	12	51
34	RUSSELL Nic	2014/15	2	8	6	1	270	54.0	91	-	2	3	-	1	176	-	-	-	5	22	60
35	COOMBE Peter J	1991/92	1	8	9	-	264	29.3	133	1	1	-	1	2	264	-	1	1	3	14	58

	Rank	Player Name	Debut	Yrs	Gam	Overs	Mdn	Runs	Wkts	Ave	Innings Best	Fig 5w 3w	SeasonAg Hi 25 15	Ba/ wkt	% Tm
1	1	GIBBIE John	1991/92	9	87	965.2	139	3534	243	14.5	7/37	19 29	57 4 4	24	30
2	2	BELL Geoff	1992/93	11	102	803.5	206	2090	141	14.8	6/48	1 17	26 1 4	34	15
3	3	BROWN David F	1995/96	6	57	472.5	116	1317	82	16.1	6/37	1 13	31 1 2	35	13
4	4	HUMPHERY Peter	1991/92	8	41	487	88	1655	71	23.3	5/58	2 7	25 1 -	41	19
5	5	MARSHALL Ashley	1996/97	4	39	319.5	54	1233	62	19.9	6/6	1 10	22 - 3	31	17
6	6	WILLCOX Steve	1996/97	8	39	412.5	72	1292	62	20.8	5/30	1 10	23 - 1	40	17
7	7	WILKIN Anthony	1991/92	4	32	281.1	74	681	50	13.6	5/21	2 6	20 - 2	34	23
8	8	GREEN Anthony	1997/98	8	36	268.3	37	894	47	19.0	5/42	1 4	15 - 1	34	17
9	9	HUCKSTEPP Craig	1991/92	6	22	217.2	48	608	37	16.4	6/27	2 4	20 - 1	35	18
10	10	GLENVILLE Jim	1996/97	6	18	152.1	30	558	36	15.5	5/28	1 5	25 1 -	25	22
11	11	LUONG Bang	1995/96	8	48	170.3	23	636	35	18.2	4/42	- 5	15 - 1	29	8
12	12	BROWNE Noel	1992/93	7	13	124.4	20	447	31	14.4	6/40	2 4	10 - -	24	24
13	13	LYNE Mick	1999/00	4	13	165.1	34	489	31	15.8	5/29	1 5	14 - -	32	29
14	14	CORNELISSEN Jack	2015/16	1	11	108.2	38	210	28	7.5	5/6	1 4	28 1 -	23	22
15	15	BYRON Brett	2015/16	1	12	113.3	21	356	28	12.7	6/35	2 1	28 1 -	24	21
16	16	SMITH John	1991/92	5	30	154.3	18	537	28	19.2	4/29	- 2	12 - -	33	13
17	17	KNOWLES Matthew	1991/92	3	13	192	50	604	28	21.6	5/33	1 2	16 - 1	41	22
18	18	HALL Michael	1991/92	4	10	93.4	22	296	23	12.9	5/23	1 3	9 - -	24	20
19	19	SWIFT Andrew	2000/01	6	35	168.2	17	725	23	31.5	3/23	- 2	9 - -	44	7
20	20	GIBBIE Mick	2000/01	3	8	89.5	17	280	21	13.3	4/16	- 4	18 - 1	26	22
21	21	YOUNG Peter	2001/02	3	27	104.4	20	352	20	17.6	3/19	- 1	10 - -	31	9
22	22	ANDERSON Rob	1994/95	4	14	137	33	434	18	24.1	3/40	- 1	17 - 1	46	13
23	23	COOMBE Peter A	1991/92	3	6	47.5	12	155	17	9.1	5/25	2 2	6 - -	17	30
24	24	LANDORF Jason	1993/94	3	5	68.3	12	250	17	14.7	5/43	2 2	14 - -	24	44
25	25	TEMBY Paul	2000/01	2	9	79	18	232	16	14.5	4/16	- 3	11 - -	30	17
26	26	TONKIN Andrew	2013/14	3	29	147.3	24	567	16	35.4	4/19	- 1	6 - -	55	

Rank	Player Name	Debut	Yrs	Gam	Batting		Bowling		COY Points	ALLrnd Matches			Season
					Runs	Ave	Wkts	Ave		50&5	40&4	30&3	200&20
2000 RUNS & 200 WICKETS													
1	GIBBIE John	1991/92	9	87	2266	29.8	243	14.5	5668	1	5	9	5
1000 RUNS & 100 WICKETS													
2	BELL Geoff	1992/93	11	102	2952	30.8	141	14.8	4926	-	5	6	4
500 RUNS & 50 WICKETS													
3	BROWN David F	1995/96	6	57	769	14.5	82	16.1	1917	-	-	2	-
4	WILLCOX Steve	1996/97	8	39	681	16.2	62	20.8	1549	-	-	4	1
5	MARSHALL Ashley	1996/97	4	39	546	17.1	62	19.9	1414	-	1	1	-
300 RUNS & 30 WICKETS													
6	LUONG Bang	1995/96	8	48	705	16.8	35	18.2	1195	-	1	1	-

**MOST WICKETKEEPING DISMISSALS IN CAREER IN D GRADE**

Rank	Player Name	Debut	Yrs	Gam	Games Kept	Dismissals Ct	St	Total	per Game	Innings 5w	4w	3w	20 in Season	Total Byes	Byes/ Game
1	BROWN Andrew	1993/94	11	107	99	89	39	128	1.29	1	2	8	1	678	6.85
2	CRAM Don	1991/92	4	31	24	30	6	36	1.50	-	-	1	-	93	3.88
3	FLAMANK Paul	2013/14	2	18	15	9	7	16	1.07	-	-	2	-	37	2.47
4	DEY Cameron	1991/92	10	60	9	9	3	12	1.33	-	-	1	-	46	5.11
5	FULLER Paul	2013/14	2	7	5	5	3	8	1.60	-	2	-	-	3	0.60
6	CONROY Brian	1991/92	3	26	3	5	1	6	2.00	-	-	1	-	9	3.00
7	HARRIS Glenn	2015/16	1	12	6	4	1	5	0.83	-	-	-	-	7	1.17
8	SMITH Tim	2014/15	2	13	6	5	-	5	0.83	-	-	-	-	30	5.00

**MOST CATCHES AS FIELDSMAN IN CAREER IN D GRADE**

Rank	Player Name	Debut	Yrs	Gam	Field Catches	Catches per Game	Innings of 4c	3c	2c	Seasons of 10c
1	BROWN David F	1995/96	6	57	31	0.54	-	-	4	1
2	HODGE Andrew	1991/92	6	47	30	0.64	-	-	5	1
3	BELL Geoff	1992/93	11	102	29	0.28	-	-	3	-
4	WILLCOX Steve	1996/97	8	39	26	0.67	-	2	2	-
5	DEY Cameron	1991/92	10	60	25	0.42	-	-	4	-
6	GIBBIE John	1991/92	9	87	24	0.28	-	-	1	-

**MOST FIELDING VOTES IN CAREER IN D GRADE**

Rank	Player Name	Debut	Yrs	Gam	1st Votes	2nd Votes	3rd Votes	Total Votes 3-2-1 basis	% of games with f/vote
1	WILLCOX Steve	1996/97	8	39	14	6	1	55	53.8
2	CONROY Jason	1991/92	9	32	7	6	1	34	43.8
3	LUONG Bang	1995/96	8	48	6	6	3	33	31.3
4	SCOTT Anthony	1997/98	7	46	1	9	7	28	37.0
5	DEY Cameron	1991/92	10	60	3	8	2	27	21.7
6	COOMBE Craig	1991/92	1	11	7	2	1	26	90.9

**ALL TIME MOST RUNS IN A SEASON IN D GRADE**

Rank	Player Name	Ga	Inn	NO	Runs	Ave	Innings Scores										Strokes			Year & Div
							Hi	100	50	30	20	10	0	%Tm	%Cr	6s	4s	1s		
1	HODGE Andrew	13	12	2	757	75.7	125*	2	6	2	-	2	-	29	52	21	95	157	1996/97 6	
2	HODGE Andrew	13	14	2	596	49.7	123	1	5	2	3	2	1	22	52	4	81	130	1997/98 5	
3	EMERY Peter	8	9	-	535	59.4	155	2	2	2	3	-	-	29	70	49	43	52	1992/93 6	
4	BELL Geoff	13	14	2	503	41.9	98*	-	5	2	4	3	-	19	41	2	31	223	1997/98 5	
5	BELL Geoff	11	11	1	462	46.2	107	1	2	4	2	2	-	23	44	1	43	168	2001/02 6	
6	WILSON Gary	13	11	3	450	56.3	105*	1	3	2	2	3	-	24	66	35	35	64	2016/17 8	
7	GIBBIE John	11	11	-	400	36.4	103	1	3	1	4	2	-	17	48	11	48	99	1994/95 5	
8	GIBBIE John	13	14	4	399	39.9	61*	-	4	3	3	3	1	15	60	13	42	83	1997/98 5	
9	CONROY Brian	11	12	1	394	35.8	97	-	3	3	2	4	-	16	69	14	48	53	1991/92 6	
10	HODGE Andrew	8	9	3	388	64.7	112	2	1	1	2	3	-	22	50	11	47	67	1994/95 5	

**ALL TIME MOST WICKETS IN A SEASON IN D GRADE**

Rank	Player Name	Ga	In	Overs	Mdn	Runs	Wkts	Ave	Innings Best	Figures 6w	5w	4w	3w	Ba/Wkt	Run/Over	% Tm	Year & Div
1	GIBBIE John	12	14	204.2	39	585	57	10.3	6/29	3	3	2	4	22	2.9	43	1996/97 6
2	GIBBIE John	11	12	152.3	26	581	37	15.7	5/21	-	3	3	2	25	3.8	39	1995/96 6
3	GIBBIE John	11	12	100.2	11	473	33	14.3	7/37	3	1	-	2	18	4.7	32	1994/95 5
4	BROWN David F	11	13	164.1	36	467	31	15.1	4/36	-	-	3	3	32	2.8	27	1999/00 5
5	GIBBIE John	13	14	128.5	17	492	29	17.0	7/78	1	-	2	1	27	3.8	25	1997/98 5
6	CORNELISSEN Jack	11	14	108.2	38	210	28	7.5	5/6	-	1	-	4	23	1.9	22	2015/16 7
7	BRYSON Brett	12	15	113.3	21	356	28	12.7	6/35	1	1	-	1	24	3.1	21	2015/16 7
8	BELL Geoff	13	14	136.4	42	309	26	11.9	4/28	-	-	1	2	32	2.3	19	1996/97 6
9	GLENVILLE Jim	10	10	81.4	13	316	25	12.6	5/28	-	1	1	4	20	3.9	24	1999/00 5
10	HUMPHERY Peter	8	10	142.4	25	453	25	18.1	5/58	-	2	1	1	34	3.2	30	1991/92 6

**ALL TIME BEST BATTING/BOWLING ALLROUNDER IN A SEASON IN D GRADE**

Rank	Player Name	Ga	Inn	NO	Runs	Ave	Overs	Mdn	Runs	Wkts	Ave	COTY points	Year & Div
<b>300 RUNS &amp; 30 WICKETS</b>													
1	GIBBIE John	12	11	-	341	31.0	204.2	39	585	57	10.3	1139	1996/97 6
2	GIBBIE John	11	13	-	366	28.2	152.3	26	581	37	15.7	884	1995/96 6
3	GIBBIE John	11	11	-	400	36.4	100.2	11	473	33	14.3	862	1994/95 5
<b>250 RUNS &amp; 25 WICKETS</b>													
4	GIBBIE John	13	14	4	399	39.9	128.5	17	492	29	17.0	805	1997/98 5
5	CORNELISSEN Jack	11	8	1	299	42.7	108.2	38	210	28	7.5	691	2015/16 7
<b>200 RUNS &amp; 20 WICKETS</b>													
6	BELL Geoff	13	14	2	503	41.9	158.5	33	431	24	18.0	839	1997/98 5

**ALL TIME MOST WICKET-KEEPING DISMISSALS IN A SEASON IN D GRADE**

Rank	Player Name	Games	WK Games	WK Ct	St	Dismissals Total	per WK Match	Year & Div
1	BROWN Andrew	13	12	16	9	25	2.08	1996/97 6
2	CRAM Don	11	11	16	2	18	1.64	1991/92 6
3	CRAM Don	12	12	14	3	17	1.42	1992/93 6
4	BROWN Andrew	11	11	10	6	16	1.45	1998/99 5
5	BROWN Andrew	11	10	15	-	15	1.50	1999/00 5
6	BROWN Andrew	7	7	8	5	13	1.86	1994/95 5

**RUNS FROM EACH BATTING POSITION IN CAREER IN D GRADE**

Player Name	Gam	Opener	No.3	No.4	No.5	No.6	No.7	No.8	No.9	No.10	No.11
BELL Geoff	102	2463@ 32	129@ 65	47@ 16	22@ 11	65@ 11	61@ 31	141@141	5@ -	19@ 6	-@ -
GIBBIE John	87	164@ 27	258@ 26	433@ 29	174@ 19	478@ 28	258@ 26	446@ 56	44@ 44	11@ -	-@ -
HODGE Andrew	47	104@ 17	39@ 20	1679@ 58	142@ 36	138@138	-@ -	-@ -	-@ -	-@ -	-@ -
CONROY Brian	26	-@ -	-@ -	135@ 68	185@ 37	288@ 36	312@ 35	-@ -	-@ -	-@ -	-@ -
GIBBIE Dom	52	267@ 24	525@ 22	4@ 2	5@ -	6@ 6	24@ 12	7@ 4	-@ -	-@ -	-@ -
DEY Cameron	60	302@ 15	118@ 13	77@ 19	192@ 19	61@ 12	47@ 24	21@ 11	14@ 7	-@ 0	-@ -
BROWN David F	57	-@ -	48@ 8	15@ 5	490@ 18	127@ 13	89@ 15	-@ 0	-@ -	-@ -	-@ -
SWIFT Andrew	35	516@ 27	38@ 6	73@ 24	51@ 17	33@ 11	55@ 18	-@ -	-@ -	-@ -	-@ -
BROWN Andrew	107	51@ 6	69@ 10	89@ 9	61@ 12	34@ 7	82@ 7	95@ 11	136@ 9	30@ 6	62@ 21
LUONG Bang	48	168@ 21	54@ 11	304@ 30	51@ 10	75@ 75	2@ 1	-@ 0	38@ 19	12@ 2	1@ 1
MELLORS Greg	17	5@ 3	101@ 51	375@ 54	-@ -	206@103	14@ 14	-@ -	-@ -	-@ -	-@ -
WILLCOX Steve	39	130@ 13	151@ 25	115@ 16	128@ 21	49@ 12	26@ 7	82@ 16	-@ -	-@ -	-@ -
CRAIGIE Grant	25	52@ 52	224@ 25	187@ 23	112@ 37	-@ -	-@ -	-@ -	-@ -	-@ -	-@ -
MARSHALL Ashley	39	337@ 19	160@ 32	-@ 0	-@ -	5@ 2	25@ 13	8@ 4	2@ 2	9@ -	-@ -
EMERY Peter	9	522@ 58	13@ 13	-@ -	-@ -	-@ -	-@ -	-@ -	-@ -	-@ -	-@ -

**MOST MINUTES PER INNINGS (MIN.500 RUNS) IN CAREER IN D GRADE**

Rank	Player Name	Debut	Yrs	Gam	ALL Inn	Timed Inn	Total Minutes	Minutes per Inning	Runs per Minute
1	BELL Geoff	1992/93	11	102	105	103	7669	74.46	0.385
2	HODGE Andrew	1991/92	6	47	49	49	3609	73.65	0.582
3	GIBBIE Dom	1996/97	8	52	46	45	2917	64.82	0.283
4	MELLORS Greg	1999/00	4	17	19	18	1088	60.44	0.639
5	MONAHAN Phil	2013/14	3	22	21	21	1099	52.33	0.476
6	CRAIGIE Grant	2013/14	3	25	21	21	1079	51.38	0.533
7	EMERY Peter	1992/93	2	9	10	10	439	43.90	1.219
8	GIBBIE John	1991/92	9	87	87	87	3818	43.89	0.594
9	LUONG Bang	1995/96	8	48	49	49	2146	43.80	0.329
10	BROWN David F	1995/96	6	57	56	55	2388	43.42	0.321
11	MARSHALL Ashley	1996/97	4	39	37	37	1568	42.38	0.348
12	SWIFT Andrew	2000/01	6	35	38	38	1548	40.74	0.495
13	DEY Cameron	1991/92	10	60	62	58	2014	34.72	0.395
14	CONROY Brian	1991/92	3	26	25	24	732	30.50	1.251
15	BROWN Andrew	1993/94	11	107	92	91	1571	17.26	0.445

**MOST TIMES TOP SCORE IN MATCH IN CAREER IN D GRADE**

Rank	Player Name	Debut	Yrs	Gam	Times Top Score	% of Games	Seasons with 4ts+ 3ts 2ts
1	HODGE Andrew	1991/92	6	47	21	44.7	2 2 -
2	BELL Geoff	1992/93	11	102	18	17.6	- 4 1
3	GIBBIE John	1991/92	9	87	14	16.1	- 2 3
4	CONROY Brian	1991/92	3	26	6	23.1	- 1 1
5	GIBBIE Dom	1996/97	8	52	6	11.5	- 1 -
6	MELLORS Greg	1999/00	4	17	5	29.4	- - 2
7	DAVIDSON Phil	1993/94	2	6	4	66.7	- 1 -
8	EMERY Peter	1992/93	2	9	4	44.4	1 - -

**HIGHEST PERCENT OF TEAM RUNS SCORED (MIN.500 RUNS) IN CAREER IN D GRADE**

Rank	Player Name	Debut	Yrs	Gam	Player Runs	Team Runs	% of Team Runs
1	EMERY Peter	1992/93	2	9	535	2110	25.36
2	HODGE Andrew	1991/92	6	47	2102	9606	21.88
3	MELLORS Greg	1999/00	4	17	701	3207	21.86
4	CRAIGIE Grant	2013/14	3	25	575	3429	16.77
5	CONROY Brian	1991/92	3	26	920	5499	16.73
6	BELL Geoff	1992/93	11	102	2952	19204	15.37
7	MONAHAN Phil	2013/14	3	22	523	3565	14.67
8	GIBBIE John	1991/92	9	87	2266	17985	12.60

**MOST TIMES BEST BOWLING FIGURES IN MATCH IN CAREER IN D GRADE**

Rank	Player Name	Debut	Yrs	Gam	no.times Best Fig	% of Matches	Seasons with 4bf+ 3bf 2bf
1	GIBBIE John	1991/92	9	87	41	47.1	6 2 -
2	MARSHALL Ashley	1996/97	4	39	9	23.1	1 1 1
3	BELL Geoff	1992/93	11	102	9	8.8	- - 2
4	BROWN David F	1995/96	6	57	8	14.0	1 1 -
5	WILLCOX Steve	1996/97	8	39	7	17.9	- 1 1
6	WILKIN Anthony	1991/92	4	32	6	18.8	- 1 1
7	LYNE Mick	1999/00	4	13	5	38.5	- - 2
8	HUCKSTEPP Craig	1991/92	6	22	5	22.7	- - 2

**HIGHEST PERCENT OF TEAM WICKETS TAKEN (MIN.200 OVERS) IN CAREER IN D GRADE**

Rank	Player Name	Debut	Yrs	Gam	Player Wickets	Team Wickets	% of Team Wickets
1	GIBBIE John	1991/92	9	87	243	820	29.63
2	WILKIN Anthony	1991/92	4	32	50	220	22.73
3	HUMPHREY Peter	1991/92	8	41	71	376	18.88
4	HUCKSTEPP Craig	1991/92	6	22	37	204	18.14
5	WILLCOX Steve	1996/97	8	39	62	366	16.94
6	MARSHALL Ashley	1996/97	4	39	62	368	16.85
7	GREEN Anthony	1997/98	8	36	47	282	16.67
8	BROWN David F	1995/96	6	57	82	556	14.75

### MOST PARTNERSHIP RUNS IN CAREER IN D GRADE

Rank	Player Name	Debut	Yrs	Gam	Total Pship Runs	Pship Runs per Inn	Best PShip	Pships of 100	50	30	Player Runs	% of P'ship
1	BELL Geoff	1992/93	11	102	6748	64.3	181	10	32	29	2952	43.7
2	GIBBIE John	1991/92	9	87	4401	50.6	141	7	23	24	2266	51.5
3	HODGE Andrew	1991/92	6	47	4065	83.0	181	6	25	17	2102	51.7
4	GIBBIE Dom	1996/97	8	52	2411	52.4	131	5	9	14	838	34.8
5	BROWN David F	1995/96	6	57	2131	38.1	94	-	11	10	769	36.1
6	LUONG Bang	1995/96	8	48	1909	39.0	135	2	7	9	705	36.9
7	DEY Cameron	1991/92	10	60	1846	29.8	94	-	10	12	832	45.1
8	BROWN Andrew	1993/94	11	107	1534	16.7	77	-	5	8	709	46.2
9	SWIFT Andrew	2000/01	6	35	1528	40.2	105	1	11	8	766	50.1
10	MELLORS Greg	1999/00	4	17	1425	75.0	134	4	6	7	701	49.2
11	MARSHALL Ashley	1996/97	4	39	1316	35.6	86	-	7	7	546	41.5
12	CONROY Brian	1991/92	3	26	1281	51.2	159	2	7	7	920	71.8
13	LOUGHEAD Paul	1991/92	7	26	1276	45.6	145	1	4	6	406	31.8
14	MONAHAN Phil	2013/14	3	22	1149	54.7	184	2	4	10	523	45.5
15	CRAIGIE Grant	2013/14	3	25	1098	52.3	106	2	3	11	575	52.4

### MOST PARTNERSHIP RUNS TOGETHER IN CAREER IN D GRADE

Rank	Names of Partners	No. of Pships	Not Outs	Pship Runs	Ave. Pship	Best Pship	Pships of 100	50
1	GIBBIE John & HODGE Andrew	21	1	977	48.9	128	3	6
2	BELL Geoff & GIBBIE Dom	10	-	643	64.3	131	4	1
3	BELL Geoff & HODGE Andrew	13	-	549	42.2	181	1	2
4	BROWN David F & BELL Geoff	18	-	541	30.1	94	-	4
5	BELL Geoff & MARSHALL Ashley	18	-	399	22.2	86	-	2
6	GIBBIE John & BELL Geoff	14	-	383	27.4	119	1	2
7	BROWN David F & HODGE Andrew	10	-	380	38.0	91	-	4
8	LUONG Bang & BELL Geoff	9	-	346	38.4	115	1	1
9	THOMSON Peter & HODGE Andrew	8	-	293	36.6	105	1	1
10	GIBBIE Mick & BELL Geoff	7	-	285	40.7	123	1	2
11	BROWN Andrew & BELL Geoff	14	-	284	20.3	77	-	1
12	BELL Geoff & PALMER Dave	12	-	283	23.6	75	-	1
13	PANSINI Angelo & HUGHES Peter	2	1	275	275.0	260	1	-
14	CHYER Paul & BELL Geoff	8	-	257	32.1	90	-	2
15	HARRIS Glenn & HUGHES Peter	4	-	252	63.0	211	1	-
16	WILSON Gary & CRAIGIE Grant	6	-	246	41.0	106	1	1
17	BELL Geoff & CONROY Brian	2	-	241	120.5	159	1	1
18	BELL Geoff & DEY Cameron	14	-	238	17.0	59	-	1
19	SWIFT Andrew & BELL Geoff	13	-	232	17.8	105	1	-
20	GIBBIE John & PALMER Dave	4	-	227	56.8	70	-	3

### ALL TIME BEST PARTNERSHIPS FOR EACH WICKET IN D GRADE

Rank	Wkt	Runs	Player Names	GrDv	Opposition	Rnd	Year
1	1st	260*	PANSINI Angelo 212* & HUGHES Peter 40*	D 7	HAMILTON	2	2015/16
2	1st	211	HARRIS Glenn 126 & HUGHES Peter 125	D 7	WOODCROFT	FS	2015/16
3	1st	157	EMERY Peter 122 & BALDOCK Gary 47	D 6	ST MARKS	7	1992/93
4	1st	145	WILSON Gary 66 & MONAHAN Phil 58	D 8	COROMANDEL RAM	6	2016/17
1	2nd	184	MONAHAN Phil 73 & JELBERT Curtis 114	D 8	COVE	3	2016/17
2	2nd	145	EMERY Peter 155 & LOUGHEAD Paul 88	D 6	KESWICK	9	1992/93
3	2nd	135*	ROWE Brenton 58* & LUONG Bang 62*	D 6	NORTH HAVEN	8	2003/04
4	2nd	131	GIBBIE Dom 59 & BELL Geoff 102*	D 5	MITCHELL PARK	1	1998/99
1	3rd	181	BELL Geoff 56 & HODGE Andrew 123	D 5	HECTORVILLE	3	1997/98
2	3rd	179	THOMSON Peter 118 & COLTON Don 75*	D 5	MODBURY HEIGHT	7	1994/95
3	3rd	165	COOMBE Craig 29 & HARRISON Graham 207	D 6	MITCHAM	2	1991/92
4	3rd	134*	MELLORS Greg 45* & GIBBIE Mick 76*	D 5	NORTH HAVEN	10	2000/01
1	4th	168	HOPPENBROUWERS Ron 63 & HODGE Andrew 112	D 5	KENILWORTH	9	1994/95
2	4th	127*	WATTERS Jason 78* & MELLORS Greg 78*	D 5	PLYMPTON FOOTB	11	2000/01
3	4th	101	LAMSHED Kym 46 & CRAIGIE Grant 75	D 7	SOUTH ROAD	7	2013/14
4	4th	94*	BROWN David F 36* & DEY Cameron 56*	D 5	SOUTHERN	4	1999/00
1	5th	159	CONROY Brian 111 & BELL Geoff 69	D 6	MODBURY HEIGHT	FS	1992/93
2	5th	135	GIBBIE John 52 & LANDORF Jason 95	D 5	NORWOOD UNION	1	1994/95
3	5th	128	GIBBIE John 69 & HODGE Andrew 85	D 6	COROMANDEL	7	1996/97
4	5th	111	HODGE Andrew 71 & GIBBIE John 55	D 5	ST GEORGE	9	1997/98
1	6th	156	CONROY Brian 97 & SMITH John 100*	D 6	KENILWORTH	4	1991/92
2	6th	99	DAVIDSON Phil 74 & LOUGHEAD Paul 28*	D 6	CAMPB' TOWN/ANZ	9	1995/96
3	6th	96	McMAHON Danny 44 & GIBBIE John 63	D 5	NORWOOD UNION	10	1994/95
4	6th	88*	WATTERS Jason 36* & MELLORS Greg 46*	D 5	KESWICK	9	2000/01
1	7th	107*	GIBBIE John 61* & HODGE Andrew 56*	D 5	HECTORVILLE	FS	1997/98
2	7th	94	BROWN David F 89 & BELL Geoff 41*	D 6	COROMANDEL	4	1995/96
3	7th	70	TYNSKI Simon 55 & SMITH John 20*	D 7	COVE	8	2015/16
4	7th	66	GIBBIE John 22 & BURNETT Tom 88*	D 6	SHEIDOW PARK	2	1992/93
1	8th	115	HALL John 18 & GIBBIE John 164*	D 5	MITSUBISHI	11	1993/94
2	8th	115	LUONG Bang 27 & BELL Geoff 98*	D 5	WESTMINSTER O.	10	1997/98
3	8th	73	GIBBIE John 103 & COPLEY Steve 52*	D 5	RIDGE PARK	4	1994/95
4	8th	65	BROWN Andrew 24 & COOMBE Peter A 40	D 5	COROMANDEL RAM	1	1993/94
1	9th	72	HUMPHERY Peter 9 & GIBBIE John 164*	D 5	MITSUBISHI	11	1993/94
2	9th	69	GRAHAM Darren 15 & YOUNG Peter 101*	D 6	SHEIDOW PARK	9	2003/04
3	9th	62*	ANDERSON Rob 34* & BROWN Andrew 24*	D 6	COROMANDEL	7	1996/97
4	9th	47	FLAMANK Paul 14 & BARLEY James 103*	D 7	MITCHELL PARK	5	2014/15
1	10th	64	BROWN Andrew 45 & JOYCE Steve 21*	D 5	COROMANDEL RAM	11	1994/95
2	10th	64	SHEARER Duncan 0 & YOUNG Peter 101*	D 6	SHEIDOW PARK	9	2003/04
3	10th	54*	HUCKSTEPP Craig 3* & WILKIN Anthony 53*	D 6	MODBURY HEIGHT	7	1991/92
4	10th	51	YOUNG Peter 25 & WILSON Jarrod 22*	D 6	SOUTH ROAD	6	2001/02

### MOST GAMES PLAYED IN CAREER IN DIVISION 1

Rank	Player Name	Debut	Yrs	Gam	Grades			Captaincy	
					A	Won-Lost	%Won	Games	%Won
1	CONLEY Andrew	1988/89	19	164	164	93- 65	59	51	71
2	FORSTER Tony	1985/86	13	144	144	96- 43	68	15	53
3	WILLIAMS John	1985/86	14	142	142	92- 43	67	31	56
4	BURNETT Bill	1985/86	12	118	118	82- 29	72	66	76
5	WILLIAMS Mark	1989/90	13	107	107	65- 38	63	-	-
6	PARHAM Trevor	1985/86	16	102	102	61- 35	63	-	-
7	DAVIDSON Phil	1996/97	11	95	95	40- 53	43	22	30
8	SCHULTZ Kristian	1998/99	9	95	95	33- 59	36	6	50

Rank	Player Name	Debut	Yrs	Gam	Inn	NO	Runs	Ave	Innings Hi	Scores 100 30 0	100 Mtn	SeasonAgg Hi 300200	Pshps 10050	% Tm	% Cr
1	CONLEY Andrew	1988/89	19	164	176	26	4291	28.6	161	2 20 30 15	45	475 5 6	9 49	14	45
2	WILLIAMS John	1985/86	14	142	134	21	3147	27.8	108*	2 13 24 7	30	381 5 3	7 40	12	45
3	BURNETT Bill	1985/86	12	118	109	13	3026	31.5	153	4 17 16 5	28	519 4 4	7 37	14	47
4	FORSTER Tony	1985/86	13	144	131	26	2698	25.7	114	2 13 18 9	14	522 3 1	5 23	10	53
5	WILLIAMS Mark	1989/90	13	107	109	10	2521	25.5	91	- 19 16 13	18	326 3 5	4 25	12	51
6	PARHAM Trevor	1985/86	16	102	99	5	2120	22.6	108*	2 8 16 9	17	397 2 3	5 19	10	47
7	SCHULTZ Kristian	1998/99	9	95	112	10	2001	19.6	76	- 9 20 11	19	290 - 6	3 24	11	40
8	GIBBIE Mick	1991/92	7	74	76	3	1887	25.8	102*	1 8 17 9	24	377 3 3	6 24	13	45
9	HEDGER John	1989/90	11	89	87	4	1871	22.5	107*	2 10 13 11	10	512 1 3	1 22	11	51
10	DAVIDSON Phil	1996/97	11	95	106	4	1680	16.5	93	- 5 14 12	9	369 2 -	2 17	9	48
11	O'CONNELL Lachlan	1999/00	7	39	43	1	1646	39.2	146	3 11 8 5	6	431 4 -	2 18	20	67
12	ALSOB Greg	1999/00	6	61	74	4	1328	19.0	79	- 4 11 11	5	293 - 4	2 13	12	46
13	HARRISON Graham	1988/89	6	49	47	6	1099	26.8	102	1 5 7 4	2	315 1 2	1 10	12	56
14	HUGHES Peter	1987/88	13	78	81	4	1073	13.9	64	- 4 7 15	6	244 - 2	1 9	7	46
15	MITCHELL Rick	1990/91	4	31	32	1	974	31.4	146	2 5 5 3	2	365 2 1	2 10	16	67
16	DEANE Andrew	1985/86	4	35	34	2	846	26.4	106	2 3 2 1	4	360 1 1	1 9	12	47
17	FRANKCOM John	1988/89	4	41	42	8	834	24.5	101*	1 3 6 4	5	287 - 2	1 9	12	48
18	TEMBY Paul	2001/02	5	39	44	8	818	22.7	91	- 4 7 6	-	279 - 2	1 2	11	64
19	HODGE Andrew	1985/86	6	45	44	7	767	20.7	71	- 2 5 5	2	296 - 1	1 8	9	40
20	EDWARDS Rob	1985/86	6	34	34	3	702	22.6	106*	1 - 10 1	7	288 - 2	2 6	11	43
21	COOMBE Peter A	1985/86	8	59	42	21	622	29.6	80	- 3 4 4	1	178 - -	- 8	5	40
22	KING Russell	1999/00	2	20	21	1	589	29.5	82	- 4 3 -	8	412 1 -	1 7	14	43
23	BURTENSHAW Dave	1997/98	7	60	57	13	581	13.2	41	- - 4 5	2	162 - -	- 6	5	43
24	GUTSCHE Anton	1992/93	2	22	23	2	560	26.7	88*	- 3 7 3	3	296 - 2	2 4	16	48
25	BURNETT Tom	1985/86	4	32	30	3	516	19.1	81	- 1 5 2	8	164 - -	1 5	9	39
26	BROWNE Noel	1990/91	7	74	54	19	444	12.7	32	- - 3 6	-	120 - -	- 1	3	42
27	McDONALD Andrew	1991/92	5	27	26	7	417	21.9	72*	- 1 6 4	2	168 - -	- 7	8	41
28	DEY Richard	1994/95	7	33	35	5	417	13.9	52*	- 1 2 7	2	161 - -	1 5	6	35
29	SIDON Richard	2002/03	3	27	25	4	411	19.6	69*	- 2 2 2	2	242 - 1	- 2	8	31
30	WILKIN Anthony	1991/92													

Rank	Player Name	Debut	Yrs	Gam	Overs	Mdn	Runs	Wkts	Ave	Innings Best	Fig 5w 3w	Season Ag Hi 25 15	Ba/ wkt	% Tm
1	WILLIAMS John	1985/86	14	142	1967.5	472	4867	312	15.6	6/34	10 44	33 6 5	38	23
2	WILKIN Anthony	1991/92	11	92	1253.3	280	3629	212	17.1	6/43	12 31	47 3 4	35	25
3	CONLEY Andrew	1988/89	19	164	857.3	90	3348	158	21.2	7/80	3 19	25 1 4	33	10
4	COOMBE Peter A	1985/86	8	59	729.1	80	2541	153	16.6	9/61	7 21	31 2 4	29	28
5	WILLIAMS Scott	1986/87	12	87	999.3	191	2988	138	21.7	6/68	3 14	24 - 4	43	16
6	BURTENSHAW Dave	1997/98	7	60	783.2	173	2277	137	16.6	6/47	6 17	33 3 1	34	25
7	BROWNE Noel	1990/91	7	74	796.4	95	2821	109	25.9	6/50	5 10	34 2 2	44	16
8	DENIET Scott	2001/02	6	48	653	128	2332	103	22.6	5/35	2 17	30 1 4	38	25
9	RUSBY Shane	1990/91	8	55	605.1	173	1459	99	14.7	7/25	1 15	23 - 3	37	19
10	SIDON Brendon	2000/01	7	51	584.4	101	1952	75	26.0	5/62	1 9	21 - 3	47	16
11	EDWARDS Shaun	2004/05	3	18	292.1	46	1205	53	22.7	6/51	3 6	31 1 -	33	36
12	LISTON Dave	1997/98	2	20	303.1	64	856	50	17.1	7/55	3 6	26 1 1	36	26
13	BRAMMY Simon	1994/95	6	35	347.2	75	1008	45	22.4	4/41	- 4	16 - 1	46	14
14	BELL Geoff	1985/86	7	39	325.2	76	877	44	19.9	4/18	- 5	13 - -	44	12
15	PAPAGALLO Frank	1985/86	3	19	266.4	52	768	42	18.3	5/33	1 7	22 - 2	38	24
16	SMITH Dave	2003/04	3	17	239.2	29	886	39	22.7	5/46	2 5	25 1 -	37	26
17	DEANE Andrew	1985/86	4	35	221.1	31	859	37	23.2	4/33	- 5	17 - 1	36	12
18	MITCHELL Rick	1990/91	4	31	286.4	67	754	36	20.9	5/13	1 3	12 - -	48	12
19	SIDON Richard	2002/03	3	27	318.1	53	1067	33	32.3	4/40	- 4	16 - 1	58	13
20	KING Russell	1999/00	2	20	252.1	52	801	32	25.0	4/10	- 5	25 1 -	47	15

[illegible]

**BEST BATTING/BOWLING ALLROUNDERS IN CAREER IN DIVISION 1**

Rank	Player Name	Debut	Yrs	Gam	Batting Runs Ave	Bowling Wkts Ave	COTY Points	ALLrnd Matches 50&5 40&4 30&3	Season 200&20
<b>2000 RUNS &amp; 200 WICKETS</b>									
1	WILLIAMS John	1985/86	14	142	3147 27.8	312 15.6	7515	1 1 10	7
<b>1000 RUNS &amp; 100 WICKETS</b>									
2	CONLEY Andrew	1988/89	19	164	4291 28.6	158 21.2	6503	1 1 4	3
<b>500 RUNS &amp; 50 WICKETS</b>									
3	COOMBE Peter A	1985/86	8	59	622 29.6	153 16.6	2764	- - -	-
4	BURTENSHAW Dave	1997/98	7	60	581 13.2	137 16.6	2499	- 1 1	-
<b>300 RUNS &amp; 30 WICKETS</b>									
5	WILKIN Anthony	1991/92	11	92	374 8.1	212 17.1	3342	- - -	-
6	BROWNE Noel	1990/91	7	74	444 12.7	109 25.9	1970	- - 2	-
7	MITCHELL Rick	1990/91	4	31	974 31.4	36 20.9	1478	- - -	-

**MOST WICKETKEEPING DISMISSALS IN CAREER IN DIVISION 1**

Rank	Player Name	Debut	Yrs	Gam	Games Kept	Dismissals Ct St Total	per Game	Innings 5w 4w 3w	20 in Season	Total Byes	Byes/ Game
1	FORSTER Tony	1985/86	13	144	142	204 98 302	2.13	6 15 32	10	306	2.15
2	SCHULTZ Kristian	1998/99	9	95	54	76 8 84	1.56	3 1 4	2	124	2.30
3	HUXTABLE Andrew	2001/02	4	27	20	33 3 36	1.80	- 3 1	-	44	2.20
4	TEMBY Paul	2001/02	5	39	21	31 5 36	1.71	- 2 2	1	38	1.81
5	NOBLE Bob	1985/86	5	13	6	8 7 15	2.50	- - 2	-	16	2.67

**ALL TIME BEST PARTNERSHIPS FOR EACH WICKET IN DIVISION 1**

Rank	Wkt	Runs	Player Names	GrDv	Opposition	Rnd	Year
1	1st	151*	DEY Richard 52* & DAVIDSON Phil 81*	A 1	COROMANDEL RAM	7	2003/04
2	1st	138	PARHAM Trevor 19 & MITCHELL Rick 146	A 1	STATE BANK	11	1990/91
3	1st	136	PAPAGALLO Frank 91 & PARHAM Trevor 60	A 1	PLYMPTON FOOTB	2	1986/87
1	2nd	160	BURNETT Tom 81 & DEANE Andrew 106	A 1	SOUTH ROAD	5	1987/88
2	2nd	141	O'CONNELL Lachlan 146 & KING Russell 44	A 1	MORPHETTville	4	1999/00
3	2nd	140	GIBBIE Mick 71 & GUTSCHE Anton 88*	A 1	PLYMPTON FOOTB FS	1992/93	
1	3rd	153	WILLIAMS Mark 64 & CONLEY Andrew 96	A 1	ICC SHARKS	8	2000/01
2	3rd	140	WILLIAMS Mark 79 & SCHULTZ Kristian 56	A 1	ICC SHARKS	3	2002/03
3	3rd	130	ALSOP Greg 64 & SCHULTZ Kristian 59	A 1	ICC SHARKS	10	2004/05
1	4th	190*	EDWARDS Rob 106* & PARHAM Trevor 105*	A 1	STATE BANK	8	1987/88
2	4th	172	RILEY Ian 45 & CONLEY Andrew 161	A 1	SHEIDOW PARK	10	1995/96
3	4th	89	HEDGER John 54 & WILLIAMS Mark 53	A 1	ST GEORGE	4	1990/91
1	5th	130	WILLIAMS Mark 58 & TUMES John 67	A 1	PLYMPTON FOOTB	8	2001/02
2	5th	124	MYSTUIK Simon 66 & TEMBY Paul 91	A 1	MITCHELL PARK	6	2004/05
3	5th	119*	BURNETT Bill 37* & HARRISON Graham 78*	A 1	ANZ BANK	3	1989/90
1	6th	165	HODGE Andrew 71 & WILLIAMS John 108*	A 1	COROMANDEL RAM	1	1988/89
2	6th	162	BURNETT Bill 108 & WILLIAMS John 106*	A 1	ANZ BANK	10	1990/91
3	6th	140	WEEKS Steve 45 & BURNETT Bill 153	A 1	MITCHELL PARK	2	1995/96
1	7th	96	BURNETT Bill 50 & COOMBE Peter A 80	A 1	MITCHELL PARK	4	1987/88
2	7th	82	BURNETT Bill 56 & WILLIAMS John 42	A 1	HECTORVILLE	11	1989/90
3	7th	81	DEANE Andrew 78 & HOLST Bill 22*	A 1	SOUTH ROAD	3	1988/89
1	8th	98*	COOMBE Peter A 35* & FORSTER Tony 61*	A 1	HECTORVILLE	5	1986/87
2	8th	82*	BURTENSHAW Dave 19* & BURNETT Bill 106*	A 1	GLENELG ANA	10	1997/98
3	8th	78	DEY Richard 25 & HUGHES Peter 64	A 1	SOUTH ROAD	10	1999/00
1	9th	58	WILKIN Anthony 22 & BURTENSHAW Dave 30*	A 1	PANORAMA	3	2000/01
2	9th	54	COOMBE Peter A 29 & HODGE Andrew 34*	A 1	ANZ BANK	7	1987/88
3	9th	48	BROWNE Noel 17 & BARNETT Mick 40	A 1	PLYMPTON FOOTB	1	1993/94
1	10th	44	WILKIN Anthony 10 & CONLEY Andrew 124*	A 1	KESWICK	8	1994/95
2	10th	37*	BURTENSHAW Dave 17* & BEATTIE John 28*	A 1	GLENELG ANA	9	1999/00
3	10th	37	BROWNE Noel 32 & BELL Geoff 15*	A 1	HECTORVILLE	2	1990/91

**ALL TIME MOST RUNS IN A SEASON IN DIVISION 1**

Rank	Player Name	Ga	Inn	NO	Runs	Ave	Innings Hi 100>50>30>10 >0*	Scores 0 1 2 3 4 5 6 7 8 9 10	% Tm	% Cr	Strokes 6s 4s 1s	Year & Div
1	FORSTER Tony	12	14	-	522	37.3	114	2 2 1 4 4 1	20	50	14 53 129	1997/98 1
2	BURNETT Bill	13	12	1	519	47.2	80	- 5 2 4 1 -	19	47	2 47 149	1994/95 1
3	HEDGER John	12	12	2	512	51.2	107*	2 2 3 3 2 -	21	61	15 38 121	1991/92 1
4	CONLEY Andrew	11	12	-	475	39.6	161	1 1 3 5 2 -	20	46	3 60 111	1995/96 1
5	O'CONNELL Lachlan	8	9	-	431	47.9	109	2 3 - 2 1 1	25	72	23 35 59	2000/01 1
6	FORSTER Tony	10	10	1	428	47.6	81	- 5 2 2 1 -	20	55	10 37 104	1996/97 1
7	O'CONNELL Lachlan	9	11	-	424	38.5	68	- 4 3 3 -	1	23	68 11 56 56	2001/02 1
8	KING Russell	11	11	-	412	37.5	82	- 3 3 3 2 -	19	43	10 37 93	1999/00 1

**ALL TIME MOST WICKETS IN A SEASON IN DIVISION 1**

Rank	Player Name	Ga	In	Overs	Mdn	Runs	Wkts	Ave	Innings Best	Figures 6w 5w 4w 3w	Ba/ Wkt	Run/ Over	% Tm	Year & Div
1	WILKIN Anthony	11	14	227.5	42	733	47	15.6	6/43	1 2 4 3	29	3.2	41	2000/01 1
2	BROWNE Noel	13	13	153.2	17	511	34	15.0	5/39	- 3 1 3	27	3.3	28	1991/92 1
3	WILLIAMS John	12	14	178.3	38	454	33	13.8	6/36	1 1 2 1	32	2.5	27	1989/90 1
4	BURTENSHAW Dave	10	13	186.4	48	527	33	16.0	5/59	- 1 2 5	34	2.8	31	2000/01 1
5	COOMBE Peter A	10	12	128.5	15	428	31	13.8	9/61	1 - 1 4	25	3.3	30	1989/90 1
6	EDWARDS Shaun	11	13	171.2	24	778	31	25.1	6/51	2 - 3 1	33	4.5	37	2005/06 1
7	WILLIAMS John	12	12	162.2	50	317	30	10.6	5/22	- 1 2 3	32	2.0	27	1991/92 1
8	DENIET Scott	11	12	170.4	37	458	30	15.3	5/35	- 1 2 3	34	2.7	29	2002/03 1

## DIVISION 2 RECORDS

## MOST GAMES PLAYED IN CAREER IN DIVISION 2

Rank	Player Name	Debut	Yrs	Gam	Grades A B	Won-Lost	%Won	Captaincy Games %Won
1	EDWARDS Rob	1983/84	15	122	22 100	67- 55	55	19 47
2	HUGHES Peter	1986/87	16	107	9 98	51- 53	49	- -
3	SCHULTZ Kristian	1997/98	12	103	99 4	54- 41	56	30 38
4	PARHAM Trevor	1983/84	14	94	18 76	56- 38	60	23 48
5	CRAIGIE Grant	1986/87	12	94	3 91	39- 53	43	22 39
6	FULLER Paul	1991/92	11	88	88	44- 43	51	2 50
7	TEMBY Paul	2002/03	10	85	73 12	44- 37	54	- -

## MOST RUNS MADE IN CAREER IN DIVISION 2

Rank	Player Name	Debut	Yrs	Gam	Inn	NO	Runs	Ave	Innings Hi 100 50 30 0	Scores 100 50 30 0	100 Min	SeasonAgg Hi 300200	Pshps 10050	% Tm	% Cr
1	EDWARDS Rob	1983/84	15	122	127	7	2626	21.9	135*	2 10 23 10	23	413 4 2	6 28	12 47	
2	LIPSETT Wes	2009/10	7	68	64	2	2175	35.1	104*	2 16 12 2	21	395 6 -	11 15	19 48	
3	SCHULTZ Kristian	1997/98	12	103	98	4	2064	22.0	100*	1 10 14 7	10	355 1 5	4 19	12 46	
4	PARHAM Trevor	1983/84	14	94	96	10	2007	23.3	103	2 8 13 12	18	294 - 4	2 19	13 47	
5	HUGHES Peter	1986/87	16	107	108	10	1878	19.2	84	- 8 17 10	13	281 - 3	4 14	10 48	
6	CRAIGIE Grant	1986/87	12	94	89	7	1732	21.1	78	- 7 16 8	2	235 - 4	1 18	11 53	
7	GIBBIE Mick	1996/97	5	50	51	2	1601	32.7	113*	1 7 15 4	20	576 3 1	4 14	18 55	
8	FULLER Paul	1991/92	11	88	93	7	1571	18.3	72	- 6 12 6	18	286 - 3	2 17	11 40	
9	TEMBY Paul	2002/03	10	85	79	4	1476	19.7	105	1 11 7 13	2	364 2 -	2 13	10 59	
10	DAVIDSON Phil	1993/94	12	72	74	8	1379	20.9	67*	- 6 12 9	7	309 1 2	1 15	11 48	
11	DEY Richard	1994/95	12	79	74	6	1054	15.5	79	- 4 7 14	6	216 - 1	2 3	8 47	
12	BURNETT Bill	1983/84	4	26	27	5	885	40.2	111*	3 1 7 1	6	438 2 -	2 10	18 53	
13	BURNETT Tom	1983/84	6	45	45	4	825	20.1	89	- 4 5 2	12	302 1 1	1 10	10 38	
14	McNAMARA Trinity	1996/97	5	29	30	4	808	31.1	113	1 5 4 3	1	296 - 2	2 7	15 59	
15	HARPER Brent	2007/08	3	37	33	-	789	23.9	96	- 6 4 3	3	362 1 1	1 10	12 54	
16	ALSOP Greg	1997/98	3	28	29	4	776	31.0	106	1 5 3 -	3	440 1 1	3 6	15 55	
17	DENIET Josh	2009/10	6	60	54	12	775	18.5	67*	- 2 6 9	1	229 - 1	- 5	8 52	
18	HUXTABLE Andrew	1991/92	11	77	61	10	774	15.2	66	- 2 4 7	2	213 - 1	1 8	6 37	
19	PALMER Dave	1997/98	10	72	62	7	772	14.0	101*	1 1 6 12	3	189 - -	- 7	6 41	
20	HODGE Andrew	1984/85	6	30	33	3	738	24.6	76*	- 2 7 2	6	263 - 2	1 9	14 45	
21	GIBBIE Dom	1992/93	8	51	51	11	719	18.0	48*	- 7 4 4	6	196 - -	- 4	9 40	
22	WILLIAMS Mark	1988/89	6	35	36	4	683	21.3	59	- 4 3 4	4	235 - 2	- 5	12 47	
23	CRAM Don	1984/85	4	30	35	4	651	21.0	71	- 2 4 3	-	245 - 2	- 6	11 54	
24	COOMBE Peter A	1983/84	5	27	22	10	648	54.0	58	- 3 9 -	2	306 1 1	2 8	13 49	
25	SMITH John	1986/87	11	54	52	13	630	16.2	70	- 2 4 7	8	236 - 1	- 8	7 34	
26	RUSSELL Nic	2008/09	5	32	29	4	551	22.0	68	- 2 5 3	3	207 - 1	- 8	9 50	
27	HALL Michael	1987/88	4	24	28	3	534	21.4	140	1 1 3 2	3	267 - 1	1 3	13 46	
28	PERRYMAN Gavin	1992/93	4	24	23	1	522	23.7	100	1 1 4 2	6	249 - 2	- 5	13 47	
29	STEER Peter	1983/84	6	26	25	4	516	24.6	58	- 2 6 2	3	376 1 -	- 10	10 45	
30	WILKIN Anthony	1991/92	8	66	44	5	497	12.7	40	- - 2 3	1	144 - -	- 1	4 47	

## MOST WICKETS TAKEN IN CAREER IN DIVISION 2

Rank	Player Name	Debut	Yrs	Gam	Overs	Mdn	Runs	Wkts	Ave	Innings Best	Fig 5w 3w	SeasonAgg Hi 25 15	Ba/ Wkt	% Tm
1	WILKIN Anthony	1991/92	8	66	964.4	289	2242	158	14.2	6/10	6 26	38 4 1	37	27
2	CRAIGIE Grant	1986/87	12	94	913.5	130	3175	138	23.0	6/36	4 14	21 - 6	40	17
3	WILLIAMS Scott	1983/84	8	53	646.3	166	1621	111	14.6	6/15	4 13	25 1 3	35	22
4	GIBBIE Mick	1996/97	5	50	554.3	66	2088	106	19.7	6/60	3 16	27 2 2	31	23
5	WILLIAMS Rowan	2010/11	6	64	660.2	174	1954	100	19.5	5/34	5 11	25 1 2	40	19
6	MARSHALL Ashley	1999/00	7	55	412.4	77	1405	91	15.4	6/46	2 14	26 1 2	27	19
7	BELL Geoff	1983/84	10	62	722.4	143	2286	88	26.0	5/37	2 9	28 1 1	49	17
8	ISLAM Robiul	2012/13	4	27	343.4	85	948	70	13.5	6/45	3 13	30 1 1	29	30
9	HARPER Brent	2007/08	3	37	307	61	892	64	13.9	5/12	2 9	31 1 2	29	19
10	HUCKSTEPP Craig	1994/95	6	45	453.2	85	1265	64	19.8	6/13	2 6	17 - 2	43	17
11	PAPAGALLO Frank	1983/84	2	21	296.3	52	878	63	13.9	6/20	4 9	34 2 -	28	30
12	DENIET Josh	2009/10	6	60	490.3	92	1691	61	27.7	4/43	- 8	16 - 1	48	13
13	BRAMMY Simon	1994/95	8	41	390.1	74	1253	60	20.9	5/40	1 6	18 - 1	39	16
14	SIDON Brendon	2000/01	6	46	427.1	103	1217	59	20.6	7/28	1 6	23 - 1	43	14
15	SMITH John	1986/87	11	54	398.3	64	1433	56	25.6	4/35	- 9	17 - 1	43	13
16	COOMBE Peter A	1983/84	5	27	223.2	23	834	53	15.7	7/53	2 7	27 1 1	25	21
17	BARNETT Mick	1991/92	3	20	276.1	70	620	52	11.9	7/28	2 9	27 1 1	32	28
18	TONKIN Andrew	2002/03	7	46	320.4	50	1077	49	22.0	5/40	1 7	17 - 1	39	13
19	COCHRANE Herb	1983/84	2	14	194.4	49	413	38	10.9	9/39	2 4	23 - 2	31	26
20	MAZURKE Danny	1986/87	3	14	206.2	33	670	38	17.6	6/36	4 2	17 - 1	33	29
21	SCHULTZ Kristian	1997/98	12	103	216.2	29	818	38	21.5	5/22	1 4	18 - 1	34	4

## RUNS FROM EACH BATTING POSITION IN CAREER IN DIVISION 2

Player Name	Gam	Opener	No.3	No.4	No.5	No.6	No.7	No.8	No.9	No.10	No.11
EDWARDS Rob	122	675@ 20	1071@ 26	298@ 20	300@ 18	164@ 23	102@ 17	16@ 16	-@ -	-@ -	-@ -
LIPSETT Wes	68	1622@ 35	484@ 35	69@ 69	-@ -	-@ 0	-@ -	-@ -	-@ -	-@ -	-@ -
SCHULTZ Kristian	103	1243@ 25	355@ 25	258@ 20	146@ 12	27@ 9	35@ 18	-@ -	-@ -	-@ -	-@ -
PARHAM Trevor	94	809@ 23	619@ 34	177@ 14	268@ 17	97@ 49	15@ -	22@ 22	-@ -	-@ -	-@ 0
HUGHES Peter	107	61@ 12	613@ 20	466@ 23	358@ 18	249@ 15	106@ 27	10@ 10	14@ 14	1@ -	-@ -
CRAIGIE Grant	94	43@ 11	34@ 11	467@ 19	267@ 22	414@ 26	492@ 26	12@ 12	3@ 2	-@ -	-@ -
GIBBIE Mick	50	1601@ 33	-@ -	-@ -	-@ -	-@ -	-@ -	-@ -	-@ -	-@ -	-@ -
FULLER Paul	88	1294@ 19	25@ 6	25@ 8	114@ 23	48@ 48	40@ 13	-@ -	10@ 10	15@ -	-@ -
TEMBY Paul	85	13@ 13	-@ -	296@ 27	542@ 27	321@ 14	198@ 20	106@ 11	-@ -	-@ -	-@ -
DAVIDSON Phil	72	569@ 27	219@ 16	288@ 19	210@ 23	61@ 12	2@ -	23@ 23	-@ -	7@ 7	-@ -
DEY Richard	79	236@ 15	30@ 30	106@ 13	110@ 28	111@ 14	281@ 14	166@ 21	2@ 2	12@ 6	-@ -
BURNETT Bill	26	33@ 33	8@ 8	694@ 39	145@ 73	-@ -	5@ -	-@ -	-@ -	-@ -	-@ -
BURNETT Tom	45	511@ 24	123@ 62	54@ 11	25@ 8	48@ 10	28@ 14	32@ 16	4@ 4	-@ -	-@ -
McNAMARA Trinity	29	281@ 47	332@ 33	-@ 0	125@ 25	13@ 13	-@ -	28@ 14	-@ 0	29@ -	-@ -
HARPER Brent	37	149@ 37	9@ 5	419@ 20	74@ 37	138@ 35	-@ -	-@ -	-@ -	-@ -	-@ -



**BEST BATTING/BOWLING ALLROUNDERS IN CAREER IN DIVISION 2**

Rank	Player Name	Debut	Yrs	Gam	Batting Runs Ave	Bowling Wkts Ave	COTY Points	ALLrnd Matches 50&5 40&4 30&3	Season 200&20
<b>1000 RUNS &amp; 100 WICKETS</b>									
1	CRAIGIE Grant	1986/87	12	94	1732 21.1	138 23.0	3664	- 3 -	1
2	GIBBIE Mick	1996/97	5	50	1601 32.7	106 19.7	3085	- 2 9	4
<b>500 RUNS &amp; 50 WICKETS</b>									
3	HARPER Brent	2007/08	3	37	789 23.9	64 13.9	1685	1 - 2	1
4	DENIET Josh	2009/10	6	60	775 18.5	61 27.7	1629	- - -	-
5	SMITH John	1986/87	11	54	630 16.2	56 25.6	1414	- 1 -	-
6	COOMBE Peter A	1983/84	5	27	648 54.0	53 15.7	1390	- 2 2	2
<b>300 RUNS &amp; 30 WICKETS</b>									
7	WILKIN Anthony	1991/92	8	66	497 12.7	158 14.2	2709	- - -	-

**MOST WICKETKEEPING DISMISSALS IN CAREER IN DIVISION 2**

Rank	Player Name	Debut	Yrs	Gam	Games Kept	Dismissals Ct St Total	per Game	Innings 5w 4w 3w	20 in Season	Total Byes	Byes/ Game
1	HUXTABLE Andrew	1991/92	11	77	42	52 19 71	1.69	2 2 4	2	132	3.14
2	FULLER Paul	1991/92	11	88	41	46 7 53	1.29	- 2 3	-	65	1.59
3	PEARCE Darren	1991/92	3	31	31	34 7 41	1.32	- - 5	-	49	1.58
4	LIPSETT Wes	2009/10	7	68	20	35 3 38	1.90	1 3 3	1	19	0.95
5	BALYM Anton	2014/15	2	23	23	20 17 37	1.61	- 1 4	1	73	3.17
6	SCHULTZ Kristian	1997/98	12	103	26	35 2 37	1.42	- 3 2	1	90	3.46

**ALL TIME BEST PARTNERSHIPS FOR EACH WICKET IN DIVISION 2**

Rank	Wkt	Runs	Player Names	GrDv	Opposition	Rnd	Year
1	1st	211*	LIPSETT Wes 104* & SCHULTZ Kristian 100*	A 2	SHEIDOW PARK	4	2013/14
2	1st	136	ROWE Brenton 46 & ALSOP Greg 88	B 2	SOUTH PARK	5	2000/01
3	1st	133	DEY Richard 79 & LIPSETT Wes 52	A 2	KESWICK	4	2010/11
1	2nd	194	SCHMIAUKE Marc 88 & BELSAK Andrew 117	A 2	MORPHETTville	3	2015/16
2	2nd	141	SCHULTZ Kristian 83 & LIPSETT Wes 89	A 2	PLYMPTON FOOTB	4	2009/10
3	2nd	138	CONLEY Andrew 65 & LIPSETT Wes 101	A 2	WESTERN YOUTH	6	2013/14
1	3rd	134	GIBBIE Mick 98 & TEMBY Paul 78*	B 2	KENILWORTH	4	2002/03
2	3rd	132	EDWARDS Rob 51 & GIBBIE Mick 113*	B 2	SEACOMBE SALV'	5	1998/99
3	3rd	114	HUGHES Peter 45 & EDWARDS Rob 92	B 2	SOUTH PARK	8	1999/00
1	4th	146	RICHARDSON Dan 74 & EDWARDS Rob 135*	B 2	SHEIDOW PARK	2	1998/99
2	4th	130	HUGHES Peter 84 & FULLER Paul 49	B 2	HECTORVILLE	7	2000/01
3	4th	103*	ALSOP Greg 51* & HUXTABLE Andrew 53*	B 2	WESTMINSTER O.	2	2000/01
1	5th	160	LIPSETT Wes 69 & HARPER Brent 96	A 2	KESWICK	GF	2009/10
2	5th	90	TEMBY Paul 65 & WOOD Craig 53*	A 2	COROMANDEL RAM	2	2007/08
3	5th	86	McNAMARA Trinity 51 & CRAIGIE Grant 31	B 2	KENILWORTH	3	1996/97
1	6th	129	TEMBY Paul 86 & DEY Richard 55	A 2	SOUTH ROAD	6	2008/09
2	6th	115	COOMBE Peter A 45 & BURNETT Bill 110	A 2	KARANA	FS	1984/85
3	6th	108	EDWARDS Rob 48 & HODGE Andrew 76*	A 2	KENILWORTH	8	1984/85
1	7th	109	SHIPP Andrew 43 & COOMBE Peter A 58	B 2	KESWICK	9	1987/88
2	7th	101	HALL Michael 140 & HARGRAVES Craig 32	B 2	SHEIDOW PARK	6	1994/95
3	7th	98	COOMBE Peter A 33 & WILLIAMS John 63	A 2	SEAVIEW DOWNS	11	1984/85
1	8th	85	MARSHALL Ashley 28 & DENIET Josh 67*	A 2	GLENELG ANA	8	2014/15
2	8th	78	SMITH John 17 & PERRYMAN Gavin 100	B 2	MITCHELL PARK	2	1994/95
3	8th	65	HOLST Bill 66 & BELL Geoff 20*	B 2	SEAVIEW DOWNS	10	1987/88
1	9th	119	MARSHALL Ashley 39 & TONKIN Andrew 61*	A 2	KESWICK	4	2008/09
2	9th	75	CONROY Brian 98 & CRAM Don 53	B 2	KENILWORTH	3	1987/88
3	9th	66	PAPAGALLO Frank 33 & FORSTER Tony 27*	A 2	SEAVIEW DOWNS	11	1984/85
1	10th	81	RUSSELL Nic 68 & DENIET Josh 21*	A 2	WESTERN YOUTH	6	2011/12
2	10th	79	WILLIAMS Scott 19 & BARKER Terry 59*	A 2	KESWICK	2	1983/84
3	10th	60	WILLIAMS Scott 29 & SMITH John 32*	B 2	COROMANDEL	3	2003/04

**ALL TIME MOST RUNS IN A SEASON IN DIVISION 2**

Rank	Player Name	Ga	Inn	NO	Runs	Ave	Innings Hi 100>50>30>10 >0* 0	% Tm	% Cr	Strokes 6s 4s 1s	Year & Div
1	GIBBIE Mick	12	12	1	576	52.4	98 - 5 4 2 - 1	23	54	11 67 150	2002/03 2
2	ALSOP Greg	11	12	2	440	44.0	106 1 3 - 6 2 -	21	55	7 49 98	2000/01 2
3	BURNETT Bill	11	12	3	438	48.7	111* 1 1 4 4 2 -	21	53	- 36 155	1983/84 2
4	BURNETT Bill	13	13	1	434	36.2	110* 2 - 3 4 3 1	17	55	5 34 135	1984/85 2
5	EDWARDS Rob	12	12	1	413	37.5	135* 1 1 5 2 1 2	19	45	9 36 124	1998/99 2
6	BELSAK Andrew	10	11	-	398	36.2	117 1 2 1 5 2 -	21	59	12 48 70	2015/16 2
7	LIPSETT Wes	12	12	-	395	32.9	89 - 5 1 1 4 1	18	41	4 31 118	2009/10 2
8	LIPSETT Wes	12	10	-	379	37.9	79 - 3 2 3 2 -	20	51	3 47 75	2014/15 2

**ALL TIME MOST WICKETS IN A SEASON IN DIVISION 2**

Rank	Player Name	Ga	In	Overs	Mdn	Runs	Wkts	Ave	Innings Best 6w 5w 4w 3w	Figures Ba/Run/ Wkt/Over	% Tm	Year & Div
1	WILKIN Anthony	13	14	207.3	57	514	38	13.5	6/10 2 - 1 4	33	2.5	28 2002/03 2
2	PAPAGALLO Frank	11	11	145.3	22	470	34	13.8	6/20 2 1 1 3	26	3.2	33 1984/85 2
3	HARPER Brent	13	13	104	17	315	31	10.2	5/35 - 1 2 4	20	3.0	25 2009/10 2
4	WILKIN Anthony	12	14	174.1	49	425	31	13.7	6/80 1 - 1 5 34	24	2.4	29 1998/99 2
5	WOOD Craig	9	10	109.3	15	400	30	13.3	6/39 1 1 2 2	22	3.7	33 2007/08 2
6	ISLAM Robiul	11	11	143.5	35	409	30	13.6	6/45 1 1 - 6	29	2.8	36 2013/14 2
7	PAPAGALLO Frank	10	12	151	30	408	29	14.1	5/55 - 1 1 4	31	2.7	27 1983/84 2
8	BELL Geoff	8	9	140.4	34	439	28	15.7	5/37 - 2 2 2	30	3.1	37 1986/87 2

## DIVISION 3 RECORDS

## MOST GAMES PLAYED IN CAREER IN DIVISION 3

Rank	Player Name	Debut	Yrs	Gam	Grades A B	Won-Lost	%Won	Captaincy Games %Won
1	HUGHES Peter	1985/86	10	77	77	40- 35	53	- -
2	PALMER Dave	2001/02	6	53	53	17- 34	34	22 25
3	CRAIGIE Grant	1985/86	8	51	51	29- 20	59	12 58
4	ROWE Brenton	2001/02	6	44	44	12- 30	30	- -
5	MONAHAN Phil	2005/06	5	44	44	10- 32	25	11 23
6	SMITH John	1982/83	8	43	1 42	26- 14	64	1 100
7	BELL Geoff	1982/83	6	40	11 29	26- 14	65	- -

## MOST RUNS MADE IN CAREER IN DIVISION 3

Rank	Player Name	Debut	Yrs	Gam	Inn	NO	Runs	Ave	Innings Hi 100 50 30 0	Scores 100 50 30 0	100 Min	SeasonAgg Hi 300200	Pshps 10050	% Tm	% Cr
1	HUGHES Peter	1985/86	10	77	79	5	1643	22.2	107*	1 7 14 8	9	273 - 5	4 17	12	50
2	PALMER Dave	2001/02	6	53	57	6	1093	21.4	91	- 5 8 8	9	322 1 2	1 11	13	46
3	EDWARDS Rob	1982/83	8	33	33	3	1003	33.4	107*	2 6 9 -	7	416 2 -	2 14	16	45
4	NOBLE Bob	1982/83	5	34	35	5	962	32.1	92	- 5 7 1	4	325 1 1	3 10	14	50
5	CONROY Brian	1984/85	4	34	35	1	951	28.0	103	1 7 5 3	1	438 2 1	3 7	13	66
6	CRAIGIE Grant	1985/86	8	51	50	9	900	22.0	78	- 5 5 5	1	355 1 -	- 10	10	49
7	PARHAM Trevor	1982/83	7	30	30	1	745	25.7	101	1 2 6 1	4	317 1 -	3 6	14	51
8	WILLIAMS Mark	1989/90	4	19	19	-	677	35.6	90	- 6 3 2	6	359 1 1	2 6	18	51
9	ALSOP Greg	2001/02	1	13	12	1	667	60.6	118	3 2 4 -	4	667 1 -	3 6	27	58
10	DALY Mick	1982/83	3	26	28	1	657	24.3	84	- 4 4 2	2	327 1 -	1 7	13	53
11	MONAHAN Phil	2005/06	5	44	49	1	655	13.6	58	- 2 4 7	3	210 - 2	- 2	10	55
12	SMITH John	1982/83	8	43	43	11	609	19.0	58*	- 1 9 6	7	269 - 2	1 11	8	34
13	BALYM Anton	2016/17	1	16	15	4	584	53.1	104*	1 3 4 -	7	584 1 -	3 7	19	41
14	ROWE Brenton	2001/02	6	44	46	4	560	13.3	60	- 3 2 3	6	154 - -	- 3	9	38
15	BURNETT Tom	1982/83	4	18	18	-	470	26.1	87	- 2 2 -	5	350 1 -	2 5	13	39
16	DAVIDSON Phil	1995/96	4	19	15	1	462	33.0	86	- 4 2 -	2	259 - 1	3 4	14	48
17	GIBBIE Dom	1995/96	6	39	39	4	461	13.2	66	- 1 3 3	4	156 - -	- 3	7	38
18	BURNETT Bill	1982/83	1	11	11	5	432	72.0	133*	1 2 2 -	3	432 1 -	2 3	20	47
19	BODEN Nick	2016/17	1	13	12	1	430	39.1	87	- 3 3 1	3	430 1 -	- 4	17	52
20	HODGE Andrew	1982/83	5	24	23	4	428	22.5	66	- 2 2 4	2	208 - 1	- 6	9	48
21	FERGUSON Haimish	2016/17	1	14	13	1	413	34.4	140*	1 1 3 -	1	413 1 -	2 3	15	57
22	TONKIN Andrew	2005/06	4	25	28	3	403	16.1	55	- 1 3 4	-	161 - -	- 3	11	55
23	DEANE Andrew	1984/85	2	16	16	3	387	29.8	75	- 3 1 1	3	243 - 1	1 5	11	44
24	GIBBIE Mick	2001/02	1	9	10	2	381	47.6	119	1 2 1 -	3	381 1 -	1 5	20	45
25	DEY Richard	1995/96	5	26	24	7	373	21.9	70	- 1 4 3	1	168 - -	- 5	8	47
26	HOLST Bill	1982/83	4	22	21	2	367	19.3	65	- 2 2 3	-	173 - -	- 3	8	49
27	ROUTLEDGE Steve	2008/09	3	13	14	2	325	27.1	67	- 3 1 1	2	150 - -	- 1	17	49
28	HALL Michael	1989/90	2	12	13	1	304	25.3	58	- 1 3 1	4	292 - 1	- 3	13	40
29	DENIET Josh	2008/09	3	23	18	4	300	21.4	46	- - 5 4	-	237 - 1	- 4	7	40
30	CRAM Don	1984/85	3	19	19	4	288	19.2	41	- - 3 1	-	160 - -	- 3	7	57

## MOST WICKETS TAKEN IN CAREER IN DIVISION 3

Rank	Player Name	Debut	Yrs	Gam	Overs	Mdn	Runs	Wkts	Ave	Innings Best	Fig 5w 3w	SeasonAgg Hi 25 15	Ba/ Wkt	% Tm
1	BELL Geoff	1982/83	6	40	500.3	110	1354	91	14.9	7/43	5 12 31	2 1	33	21
2	CRAIGIE Grant	1985/86	8	51	440.4	71	1339	72	18.6	7/34	4 8 27	2 1	37	16
3	DEANE Andrew	1984/85	2	16	289.5	65	803	66	12.2	6/21	5 9 45	1 1	26	35
4	DENIET Josh	2008/09	3	23	241.5	76	576	55	10.5	7/26	3 6 48	1 -	26	27
5	WILKIN Anthony	2005/06	4	26	328.3	73	953	48	19.9	7/56	2 7 19	- 2	41	24
6	MARSHALL Ashley	2001/02	4	25	205.2	37	762	47	16.2	7/77	2 5 25	1 -	26	24
7	COOMBE Peter A	1982/83	2	15	180.1	27	582	46	12.7	5/37	1 9 30	1 1	24	28
8	WILLCOX Steve	1989/90	4	21	230.1	44	661	33	20.0	5/35	2 1 25	1 -	42	17
9	BEATTIE John	2001/02	1	12	117.2	32	322	31	10.4	4/14	- 6 31	1 -	23	25
10	WILLIAMS Rowan	2009/10	4	26	204	53	640	31	20.6	4/21	- 5 14	- -	39	16
11	MATTHEWS Jacob	2010/11	3	19	165.2	29	605	29	20.9	5/43	1 4 20	- 1	34	19
12	TONKIN Andrew	2005/06	4	25	190.3	33	751	27	27.8	4/68	- 3 12	- -	42	17
13	HODGE David	1984/85	2	16	192.1	52	522	26	20.1	4/37	- 3 20	- 1	44	15
14	PEARCE Mike	1989/90	2	10	177.2	27	523	26	20.1	7/67	1 3 17	- 1	41	31
15	DENIET Scott	2001/02	1	11	132.2	39	317	25	12.7	4/19	- 4 25	1 -	32	20
16	SMITH John	1982/83	8	43	174.3	26	619	25	24.8	4/46	- 4 14	- -	42	6
17	GIBBIE Mick	2001/02	1	9	82.4	16	269	24	11.2	4/24	- 4 24	- 1	21	23
18	SCOTT Ron	1995/96	2	10	127.3	26	350	24	14.6	7/51	1 3 24	- 1	32	25
19	WILLIAMS Scott	1989/90	2	10	126.4	21	401	23	17.4	5/13	1 4 20	- 1	33	31
20	LYNE Mick	2001/02	1	12	133	27	436	23	19.0	5/40	1 1 23	- 1	35	16
21	ROWE Brenton	2001/02	6	44	98.5	9	498	23	21.7	5/27	1 3 15	- 1	26	8

## RUNS FROM EACH BATTING POSITION IN CAREER IN DIVISION 3

Player Name	Gam	Opener	No. 3	No. 4	No. 5	No. 6	No. 7	No. 8	No. 9	No. 10	No. 11
HUGHES Peter	77	161@ 18	231@ 18	569@ 25	370@ 22	202@ 29	5@ 5	91@ 30	14@ 14	-@ -	-@ -
PALMER Dave	53	555@ 21	26@ 9	2@ 1	385@ 26	6@ -	76@ 25	43@ 43	-@ -	-@ -	-@ -
EDWARDS Rob	33	434@ 48	319@ 35	204@ 23	42@ 21	-@ -	-@ -	-@ -	4@ 4	-@ -	-@ -
NOBLE Bob	34	16@ -	454@ 38	247@ 35	78@ 20	86@ 17	57@ 29	-@ -	-@ -	24@ -	-@ -
CONROY Brian	34	-@ 0	29@ 15	94@ 31	521@ 37	185@ 26	67@ 17	55@ 18	-@ -	-@ -	-@ -
CRAIGIE Grant	51	77@ 77	-@ -	122@ 12	156@ 22	260@ 22	123@ 15	162@ 54	-@ -	-@ -	-@ -
PARHAM Trevor	30	109@ 12	348@ 35	125@ 25	153@ 38	10@ 10	-@ -	-@ -	-@ -	-@ -	-@ -
WILLIAMS Mark	19	360@ 40	-@ -	172@ 34	112@ 28	33@ 33	-@ -	-@ -	-@ -	-@ -	-@ -
ALSOP Greg	13	667@ 61	-@ -	-@ -	-@ -	-@ -	-@ -	-@ -	-@ -	-@ -	-@ -
DALY Mick	26	656@ 26	-@ 0	-@ -	1@ 1	-@ -	-@ -	-@ -	-@ -	-@ -	-@ -
MONAHAN Phil	44	330@ 11	93@ 19	106@ 18	-@ 0	126@ 21	-@ -	-@ -	-@ -	-@ -	-@ -
SMITH John	43	469@ 21	32@ 32	-@ -	10@ 5	-@ -	8@ 8	17@ 6	13@ 13	60@ 30	-@ -
BALYM Anton	16	584@ 53	-@ -	-@ -	-@ -	-@ -	-@ -	-@ -	-@ -	-@ -	-@ -
ROWE Brenton	44	289@ 13	162@ 16	7@ 4	6@ 6	68@ 34	1@ 1	1@ 1	-@ -	26@ 9	-@ -
BURNETT Tom	18	457@ 29	8@ 8	-@ -	-@ -	-@ -	-@ -	5@ 5	-@ -	-@ -	-@ -

**BEST BATTING/BOWLING ALLROUNDERS IN CAREER IN DIVISION 3**

Rank	Player Name	Debut	Yrs	Gam	Batting Runs Ave	Bowling Wkts Ave	COTY Points	ALLrnd Matches 50&5 40&4 30&3	Season 200&20
<b>500 RUNS &amp; 50 WICKETS</b>									
1	CRAIGIE Grant	1985/86	8	51	900 22.0	72 18.6	1908	- 1 3	1
<b>300 RUNS &amp; 30 WICKETS</b>									
2	DEANE Andrew	1984/85	2	16	387 29.8	66 12.2	1311	1 2 1	1
3	DENIET Josh	2008/09	3	23	300 21.4	55 10.5	1070	- 3 1	1
<b>200 RUNS &amp; 20 WICKETS</b>									
4	SMITH John	1982/83	8	43	609 19.0	25 24.8	959	- - -	-
5	ROWE Brenton	2001/02	6	44	560 13.3	23 21.7	882	- - -	-
6	MARSHALL Ashley	2001/02	4	25	218 10.4	47 16.2	876	- - -	-

**MOST WICKETKEEPING DISMISSALS IN CAREER IN DIVISION 3**

Rank	Player Name	Debut	Yrs	Gam	Games Kept	Dismissals Ct St	Total	per Game	Innings 5w 4w 3w	20 in Seasn	Total Byes	Byes/ Game
1	FULLER Paul	1995/96	3	24	23	40 4	44	1.91	- 2 5	1	47	2.04
2	NOBLE Bob	1982/83	5	34	20	25 7	32	1.60	- 2 2	-	53	2.65
3	BARKER Terry	1982/83	2	12	12	16 8	24	2.00	- 2 1	1	36	3.00
4	BALYM Anton	2016/17	1	16	15	12 10	22	1.47	- 1 1	1	40	2.67
5	MARKS Greg	2009/10	3	28	17	17 4	21	1.24	- - 2	-	27	1.59

**ALL TIME BEST PARTNERSHIPS FOR EACH WICKET IN DIVISION 3**

Rank	Wkt	Runs	Player Names	GrDv	Opposition	Rnd	Year
1	1st	242*	BALYM Anton 104* & FERGUSON Haimish 140*	A 3	SHEIDOW PARK	3	2016/17
2	1st	117	FERGUSON Haimish 73 & BALYM Anton 40	A 3	SOUTH ROAD	12	2016/17
3	1st	115	SMITH John 27 & DALY Mick 84	B 3	KESWICK	9	1985/85
1	2nd	180	BALYM Anton 81 & SCHMIAUKE Marc 112	A 3	COROMANDEL RAM	4	2016/17
2	2nd	140	BURNETT Tom 84 & PARHAM Trevor 101	A 3	KARANA	1	1982/83
3	2nd	139	GIBBIE Mick 87 & DAVIDSON Phil 86	B 3	SOUTH ROAD	11	2001/02
1	3rd	118	McNAMARA Trinity 71 & PALMER Dave 91	B 3	WESTMINSTER O.	6	2008/09
2	3rd	110	WILLIAMS Mark 56 & HUGHES Peter 78	B 3	COROMANDEL RAM	8	1995/96
3	3rd	109	CONROY Brian 52 & NOBLE Bob 65	B 3	HECTORVILLE	7	1984/85
1	4th	151	NOBLE Bob 92 & HUGHES Peter 81	B 3	ROSEWATER	9	1985/86
2	4th	137	CONROY Brian 65 & SHIPP Andrew 115*	B 3	SOUTH ROAD	5	1985/86
3	4th	114	BURNETT Bill 55 & NOBLE Bob 85	A 3	NETLEY	10	1982/83
1	5th	111	JENNINGS Leigh 45 & BURNETT Bill 133*	A 3	HECTORVILLE	3	1982/83
2	5th	93	GIBBIE Dom 31 & CRAIGIE Grant 78	B 3	MODBURY HEIGHT	6	1995/96
3	5th	85	CRAIGIE Grant 56 & HALL Michael 47	B 3	SEAVIEW O.S.	5	1995/96
1	6th	106	WILLIAMS Rowan 38 & HUGHES Peter 107*	B 3	KESWICK	4	2010/11
2	6th	83	CRAIGIE Grant 24 & PARHAM Trevor 92	B 3	COROMANDEL RAM	8	1990/91
3	6th	78	TONKIN Andrew 41 & LIGHTFOOT Derek 83*	B 3	KESWICK	3	2009/10
1	7th	96	HODGE Andrew 66 & CRAIGIE Grant 76	B 3	KENILWORTH	11	1990/91
2	7th	87	DEY Richard 70 & DENIET Josh 36*	B 3	ICC SHARKS	3	2008/09
3	7th	85	CRAIGIE Grant 48 & DAVIDSON Phil 81	B 3	ADELAIDE CAVAL	4	1995/96
1	8th	69	FERGUSON Lachlan 50 & DENIET Josh 40*	A 3	HAMILTON	11	2016/17
2	8th	56*	BELL Geoff 36* & CURRAN John 26*	B 3	MODBURY HEIGHT	1	1989/90
3	8th	54*	SANTOS John 11* & CRAIGIE Grant 50*	B 3	COROMANDEL	4	1989/90
1	9th	92	WILKIN Anthony 46 & SMITH John 40	B 3	SOUTH PARK	9	2005/06
2	9th	62	COOMBE Peter A 53 & NOBLE Bob 24*	B 3	SHEIDOW PARK	1	1990/91
3	9th	46	PALMER Dave 91 & PUGH Ben 16*	B 3	WESTMINSTER O.	6	2008/09
1	10th	51*	WILLCOX Steve 30* & PEARCE Mike 36*	B 3	HECTORVILLE	11	1989/90
2	10th	50	MYSTUIK Simon 31 & WILSON Jarrod 22*	B 3	SHEIDOW PARK	7	2008/09
3	10th	49	SHIPP Andrew 83 & HODGE David 14*	B 3	COROMANDEL RAM	4	1985/86

**ALL TIME MOST RUNS IN A SEASON IN DIVISION 3**

Rank	Player Name	Ga	Inn	NO	Runs	Ave	Innings Hi 100>50>30>10 >0* 0	% Tm	% Cr	Strokes 6s 4s 1s	Year & Div
1	ALSOP Greg	13	12	1	667	60.6	118 3 2 4 1 2 -	27	58	24 65 119	2001/02 3
2	BALYM Anton	16	15	4	584	53.1	104* 1 3 4 4 3 -	19	41	- 74 156	2016/17 3
3	CONROY Brian	13	13	-	438	33.7	103 1 4 1 2 4 1	15	63	24 39 78	1985/86 3
4	BURNETT Bill	11	11	5	432	72.0	133* 1 2 2 5 1 -	20	47	1 54 159	1982/83 3
5	BODEN Nick	13	12	1	430	39.1	87 - 3 3 5 - 1	17	52	8 56 76	2016/17 3
6	EDWARDS Rob	11	11	2	416	46.2	107* 2 2 1 3 3 -	22	47	5 39 127	1990/91 3
7	FERGUSON Haimish	14	13	1	413	34.4	140* 1 1 3 3 5 -	15	57	2 62 78	2016/17 3
8	GIBBIE Mick	9	10	2	381	47.6	119 1 2 1 2 4 -	20	45	12 36 80	2001/02 3

**ALL TIME MOST WICKETS IN A SEASON IN DIVISION 3**

Rank	Player Name	Ga	In	Overs	Mdn	Runs	Wkts	Ave	Innings Best	Figures 6w 5w 4w 3w	Ba/ Wkt	Run/ Over	% Tm	Year & Div
1	DENIET Josh	16	15	170.5	67	310	48	6.5	7/26	1 2 4 2	21	1.8	32	2016/17 3
2	DEANE Andrew	9	16	197	45	543	45	12.1	5/26	- 3 3 4	26	2.8	34	1984/85 3
3	BEATTIE John	12	13	117.2	32	322	31	10.4	4/14	- - 2 4	23	2.7	25	2001/02 3
4	BELL Geoff	8	15	174.3	41	390	31	12.6	5/44	- 1 2 3	34	2.2	27	1984/85 3
5	COOMBE Peter A	8	11	100.4	17	330	30	11.0	4/39	- - 4 3	20	3.3	31	1982/83 3
6	BELL Geoff	11	14	140.1	25	451	29	15.6	7/43	1 1 1 2	29	3.2	23	1982/83 3
7	CRAIGIE Grant	12	12	131.5	25	370	27	13.7	7/34	1 - 1 3	29	2.8	25	1995/96 3
8	CRAIGIE Grant	12	15	163.4	26	467	26	18.0	5/38	- 2 1 2	38	2.9	20	1990/91 3

## DIVISION 4 RECORDS

## MOST GAMES PLAYED IN CAREER IN DIVISION 4

Rank	Player Name	Debut	Yrs	Games	Grades A B C	Won-Lost	%Won	Captaincy Games %Won
1	MARSHALL Ashley	1999/00	9	82	52 30	30- 47	40	14 18
2	SMITH John	1981/82	13	79	2 14 63	44- 34	56	12 67
3	GIBBIE Dom	1992/93	9	63	17 46	25- 36	41	24 42
4	ROWE Brenton	1997/98	9	61	19 42	21- 37	37	- -
5	HUGHES Peter	1992/93	9	54	46 8	28- 23	55	- -
6	HODGE Andrew	1981/82	8	54	10 1 43	27- 26	51	22 43
7	CONROY Jason	1992/93	9	46	8 38	18- 28	39	22 18

## MOST RUNS MADE IN CAREER IN DIVISION 4

Rank	Player Name	Debut	Yrs	Games	Inn NO	Runs	Ave	Innings Hi 100	Scores 50 30 0	100 Min	SeasonAgg Hi 300200	Pshps 10050	% Tm	% Cr
1	HUGHES Peter	1992/93	9	54	52 5	1505	32.0	123*	3 7 11 4	9	372 2 1	4 17	15	50
2	SMITH John	1981/82	13	79	73 23	1325	26.5	97	- 9 7 2	13	406 1 1	3 15	9	38
3	GIBBIE Dom	1992/93	9	63	65 8	1285	22.5	72	- 7 10 6	15	274 - 2	2 12	11	42
4	HODGE Andrew	1981/82	8	54	58 9	1189	24.3	93	- 6 11 7	9	305 1 3	3 8	12	50
5	PALMER Dave	1997/98	6	38	43 4	1157	29.7	140	1 9 2 3	11	339 1 2	2 15	17	47
6	MARSHALL Ashley	1999/00	9	82	80 8	1062	14.8	76	- 3 6 12	5	201 - 1	3 7	7	43
7	DEY Richard	1993/94	9	39	37 5	790	24.7	81	- 5 2 4	6	217 - 2	2 8	11	42
8	ROWE Brenton	1997/98	9	61	67 10	749	13.1	52	- 1 4 6	4	218 - 1	- 8	7	37
9	COREY Mark	2002/03	2	18	20 3	644	37.9	73*	- 5 3 2	7	357 1 1	2 2	22	48
10	FERGUSON Haimish	2014/15	2	24	24 3	642	30.6	83	- 5 3 2	3	338 2 -	2 6	13	53
11	MONAHAN Phil	2006/07	5	24	23 -	630	27.4	76	- 4 5 3	4	400 1 -	1 7	15	57
12	MONAGHAN Scott	2013/14	3	25	22 3	593	31.2	114	1 3 4 1	2	240 - 1	3 6	12	46
13	BURNETT Tom	1981/82	2	16	18 5	582	44.8	74	- 1 10 -	6	474 1 -	2 14	18	39
14	CONROY Jason	1992/93	9	46	46 2	574	13.0	48	- - 5 5	1	175 - -	- 4	7	44
15	CONLEY Andrew	2007/08	3	16	16 2	540	38.6	129*	1 4 1 1	5	413 1 -	3 1	17	49
16	TONKIN Andrew	2002/03	4	30	29 1	506	18.1	105	1 2 1 3	2	207 - 1	1 3	10	58
17	BROWN David F	1994/95	6	44	41 6	496	14.2	52	- 2 2 6	2	211 - 1	- 5	7	41
18	McCULLOUGH Mick	1992/93	3	22	22 -	457	20.8	66	- 3 5 1	6	217 - 1	3 4	10	38
19	SCOTT Ron	1994/95	6	35	37 12	453	18.1	69*	- 1 3 6	1	147 - -	- 4	8	51
20	EDWARDS Rob	1994/95	4	15	16 1	448	29.9	64	- 3 5 2	6	282 - 1	1 5	17	47
21	WILLCOX Steve	1993/94	6	28	27 4	433	18.8	44*	- - 5 1	-	203 - 1	- 1	9	64
22	HUXTABLE Andrew	1992/93	3	18	20 -	430	21.5	92	- 2 3 1	2	182 - -	- 1	3	12
23	BURNETT Bill	1981/82	2	12	13 1	405	33.8	67	- 3 4 -	3	295 - 1	1 7	18	50
24	SHAW Phil	1992/93	2	11	11 1	394	39.4	96*	- 3 3 1	1	202 - 1	- 4	16	57
25	BROWN Mike	1992/93	3	20	19 4	376	25.1	60	- 1 5 -	-	257 - 1	- 3	9	51
26	PARHAM Trevor	1981/82	4	14	14 2	372	31.0	101*	1 1 3 3	1	359 1 -	2 4	15	53
27	WILSON Gary	2015/16	1	9	9 3	355	59.2	75*	- 4 2 1	1	355 1 -	- 3	21	62
28	TEMBY Paul	2013/14	3	25	20 1	351	18.5	60	- 2 2 2	-	211 - 1	- 3	7	59
29	AITKEN Geoff	1983/84	1	11	12 -	341	28.4	85	- 3 3 2	2	341 1 -	1 4	15	49
30	MCMANARA Trinity	1993/94	4	18	18 -	341	18.9	99	- 2 2 2	1	142 - -	2 2	9	53

## MOST WICKETS TAKEN IN CAREER IN DIVISION 4

Rank	Player Name	Debut	Yrs	Games	Overs	Mdn	Runs	Wkts	Ave	Innings Best	Fig 5w 3w	SeasonAgg Hi 25 15	Ba/ Wkt	% Tm
1	SMITH John	1981/82	13	79	657.2	126	2185	150	14.6	7/31	11 13	31 2 3	26	20
2	MARSHALL Ashley	1999/00	9	82	721.4	139	2628	137	19.2	5/9	1 22	26 1 4	32	22
3	BROWN David F	1994/95	6	44	444.4	82	1508	82	18.4	7/54	2 6	25 1 2	33	21
4	SCOTT Ron	1994/95	6	35	447.5	102	1263	68	18.6	9/32	3 4	25 1 1	40	23
5	BELL Geoff	1981/82	5	22	309.5	79	745	64	11.6	7/40	4 7	44 1 1	29	25
6	TONKIN Andrew	2002/03	4	30	319.2	64	1034	48	21.5	5/28	1 4	23 - 1	40	19
7	BRUSNAHAN Dale	2014/15	2	25	264 51	832	47	17.7	4/10	-	6 29	1 1	34	22
8	STEER Peter	1983/84	3	15	225.4	42	655	45	14.6	7/14	3 4	39 1 -	30	26
9	HUCKSTEPP Craig	1993/94	4	16	182.4	50	524	34	15.4	6/29	2 2	18 - 2	32	25
10	WILKIN Anthony	2006/07	2	21	227.2	64	639	34	18.8	5/38	1 6	23 - 1	40	22
11	BROWN Mike	1992/93	3	20	197.3	32	711	32	22.2	6/51	2 3	23 - 1	37	19
12	SINCLAIR Bob	1981/82	2	12	179.5	36	519	31	16.7	4/11	-	6 24 - 1	35	19
13	MONAGHAN Scott	2013/14	3	25	164.1	36	537	28	19.2	4/37	-	3 14 - -	35	13
14	WILLCOX Steve	1993/94	6	28	312.2	60	1068	28	38.1	4/43	-	3 15 - 1	67	12
15	WILLIAMS Scott	2003/04	3	19	183.1	48	512	26	19.7	4/34	-	3 13 - -	42	19
16	HUMPHERY Peter	1992/93	4	21	200.2	26	778	25	31.1	5/42	1 1	19 - 1	48	15
17	MCMANARA Trinity	1993/94	4	18	180.1	29	597	24	24.9	6/29	2 1	12 - -	45	16
18	GIBBIE Chris	2013/14	3	16	128.3	14	680	23	29.6	3/42	-	3 17 - 1	34	18
19	CONROY Jason	1992/93	9	46	146.5	14	611	22	27.8	3/25	-	1 6 - -	40	6
20	MAZURKE Danny	1981/82	4	14	176.2	32	527	21	25.1	5/50	1 3	15 - 1	50	17

## RUNS FROM EACH BATTING POSITION IN CAREER IN DIVISION 4

Player Name	Games	Opener	No.3	No.4	No.5	No.6	No.7	No.8	No.9	No.10	No.11
HUGHES Peter	54	13@ 7	133@ 13	498@ 33	742@ 44	76@ 76	42@ 42	1@ 1	-@ -	-@ -	-@ -
SMITH John	79	77@ 27	23@ 8	57@ -	33@ 11	17@ 9	56@ 14	183@ 92	127@ 25	23@ 12	28@ -
GIBBIE Dom	63	224@ 20	474@ 20	99@ 14	216@ 43	121@ 30	119@ 30	-@ -	31@ 31	1@ 1	-@ -
HODGE Andrew	54	260@ 43	112@ 37	607@ 26	127@ 14	32@ 6	33@ 33	17@ 9	1@ -	-@ -	-@ -
PALMER Dave	38	851@ 28	144@ 72	7@ 7	109@ 55	-@ -	28@ 14	15@ 15	-@ -	3@ 3	-@ -
MARSHALL Ashley	82	228@ 13	48@ 7	107@ 21	161@ 16	219@ 14	119@ 20	88@ 15	45@ -	47@ 12	-@ -
DEY Richard	39	164@ 21	71@ 24	110@ 22	154@ 17	116@ 58	44@ 15	87@ 87	16@ 16	28@ -	-@ -
ROWE Brenton	61	362@ 14	78@ 9	23@ 12	7@ -	21@ 7	87@ 17	57@ 14	38@ 13	76@ 15	-@ -
COREY Mark	18	397@ 31	199@ 199	-@ -	28@ 14	20@ 20	-@ -	-@ -	-@ -	-@ -	-@ -
FERGUSON Haimish	24	487@ 35	60@ 20	43@ 14	52@ 52	-@ -	-@ -	-@ -	-@ -	-@ -	-@ -
MONAHAN Phil	24	543@ 29	-@ -	9@ 5	2@ 2	76@ 76	-@ -	-@ -	-@ -	-@ -	-@ -
MONAGHAN Scott	25	37@ 37	225@ 23	137@ 27	3@ 3	90@ -	101@ 51	-@ -	-@ -	-@ -	-@ -
BURNETT Tom	16	474@ 53	70@ 35	-@ -	-@ -	29@ 29	7@ 7	-@ -	-@ -	2@ -	-@ -
CONROY Jason	46	112@ 14	36@ 12	75@ 8	94@ 13	86@ 11	118@ 39	47@ 16	6@ 3	-@ -	-@ -
CONLEY Andrew	16	484@ 54	-@ -	45@ 11	-@ -	11@ 11	-@ -	-@ -	-@ -	-@ -	-@ -

**BEST BATTING/BOWLING ALLROUNDERS IN CAREER IN DIVISION 4**

Rank	Player Name	Debut	Yrs	Gam	Batting Runs Ave	Bowling Wkts Ave	COTY Points	ALLrnd Matches 50&5 40&4 30&3	Season 200&20
<b>1000 RUNS &amp; 100 WICKETS</b>									
1	SMITH John	1981/82	13	79	1325 26.5	150 14.6	3425	1 1 3	1
2	MARSHALL Ashley	1999/00	9	82	1062 14.8	137 19.2	2980	- - 2	1
<b>300 RUNS &amp; 30 WICKETS</b>									
3	BROWN David F	1994/95	6	44	496 14.2	82 18.4	1644	- - -	1
4	SCOTT Ron	1994/95	6	35	453 18.1	68 18.6	1405	- - 2	-
5	BELL Geoff	1981/82	5	22	336 30.5	64 11.6	1232	- - 1	-
6	TONKIN Andrew	2002/03	4	30	506 18.1	48 21.5	1178	- - -	-
7	STEER Peter	1983/84	3	15	324 27.0	45 14.6	954	- 2 1	-

**MOST WICKETKEEPING DISMISSALS IN CAREER IN DIVISION 4**

Rank	Player Name	Debut	Yrs	Gam	Games Kept	Dismissals Ct St Total	per Game	Innings 5w 4w 3w	20 in Season	Total Byes	Byes/ Game
1	ROWE Brenton	1997/98	9	61	46	47 2 49	1.07	- 1 2	-	111	2.41
2	COREY Mark	2002/03	2	18	17	22 - 22	1.29	- 1 2	-	15	0.88
3	BARKER Terry	1981/82	1	11	11	16 4 20	1.82	- 1 2	1	28	2.55
4	FERGUSON Haimish	2014/15	2	24	21	15 2 17	0.81	- - 1	-	53	2.52
5	DEY Cameron	1993/94	6	23	18	14 2 16	0.89	- - -	-	84	4.67

**ALL TIME BEST PARTNERSHIPS FOR EACH WICKET IN DIVISION 4**

Rank	Wkt	Runs	Player Names	GrDv	Opposition	Rnd	Year
1	1st	158	PALMER Dave 59 & TONKIN Andrew 105	B 4	ICC SHARKS	2	2012/13
2	1st	122	FERGUSON Haimish 67 & BARLEY James 82	B 4	WESTERN YOUTH	11	2014/15
3	1st	117	RILEY Ian 54 & McNAMARA Trinity 58	C 4	PANORAMA	5	1994/95
1	2nd	184	CONLEY Andrew 85 & MONAGHAN Scott 114	B 4	SOUTH PARK	11	2013/14
2	2nd	153	HUXTABLE Andrew 92 & McCULLOUGH Mick 66	C 4	COWANDILLA	1	1992/93
3	2nd	143	AITKEN Geoff 85 & SMITH John 53*	B 4	M.P.S.M.	5	1983/84
1	3rd	163	GIBBIE Dom 50 & HUGHES Peter 107	C 4	COROMANDEL	9	1993/94
2	3rd	132	MONAGHAN Scott 52 & BROOKER Christian 113	B 4	SOUTH PARK	10	2014/15
3	3rd	128	HODGE Andrew 81 & SMITH John 97	C 4	BANK SA	7	1998/99
1	4th	140*	JOYCE Steve 56* & PARHAM Trevor 101*	A 4	ANZ BANK	10	1981/82
2	4th	131	JOYCE Steve 66 & HODGE Andrew 72	A 4	SAVINGS BANK S	11	1981/82
3	4th	113	HUGHES Peter 41 & BELL Geoff 105	C 4	RIDGE PARK	7	1993/94
1	5th	109*	BAYLISS Paul 45* & CONLEY Andrew 129*	B 4	HAMILTON	10	2013/14
2	5th	99	BAYLISS Paul 30 & PANSINI Angelo 146	B 4	COROMANDEL RAM	5	2013/14
3	5th	97	FERGUSON Jason 76 & MONAHAN Phil 76	B 4	WESTERN YOUTH	2	2014/15
1	6th	133	MARSHALL Ashley 76 & DEY Richard 68	B 4	SHEIDOW PARK	1	2012/13
2	6th	94	MARKS Greg 42 & HUGHES Peter 123*	B 4	NORTH HAVEN	8	2012/13
3	6th	92	DEY Richard 15 & HUGHES Peter 67	B 4	SHEIDOW PARK	11	2006/07
1	7th	122*	SMITH John 38* & GARRICK Paul 74*	C 4	SHEIDOW PARK	10	1992/93
2	7th	86	TONKIN Andrew 88 & GRAHAM Darren 23*	C 4	WESTERN YOUTH	7	2003/04
3	7th	81	BELL Geoff 34 & BROWN David F 44*	C 4	KESWICK	11	2003/04
1	8th	126*	MARTIN Anthony 43* & MONAGHAN Scott 90*	B 4	MORPHETT VALE	7	2014/15
2	8th	118*	MARSHALL Ashley 45* & DEY Richard 66*	B 4	MORPHETT VALE	6	2015/16
3	8th	101	HUGHES Peter 103 & WEBLEY Troy 95*	B 4	WESTERN YOUTH	11	2007/08
1	9th	67*	MARSHALL Ashley 15* & WILSON Gary 75*	B 4	MITCHELL PARK	FS	2015/16
2	9th	60*	MILDREN Bryan 11* & MARTIN Anthony 38*	B 4	SOUTH ROAD	6	2014/15
3	9th	55*	HURCOMBE Peter 33* & BELL Geoff 39*	A 4	NETLEY	8	1981/82
1	10th	80	TONKIN Andrew 64 & SMITH John 18*	C 4	NORTH HAVEN	3	2002/03
2	10th	55	PARR Ashley 30 & SMITH John 22*	C 4	HECTORVILLE	5	2000/01
3	10th	49	ROWE Brenton 24 & WILLIAMS Scott 27*	B 4	PLYMPTON FOOTB	3	2007/08

**ALL TIME MOST RUNS IN A SEASON IN DIVISION 4**

Rank	Player Name	Ga	Inn	NO	Runs	Ave	Innings Hi 100>50>30>10 >0* 0	% Tm	% Cr	Strokes 6s 4s 1s	Year & Div
1	BURNETT Tom	11	13	4	474	52.7	74 - 1 9 2 1 -	23	40	1 46 212	1981/82 4
2	CONLEY Andrew	8	8	2	413	68.8	129* 1 3 1 2 1 -	26	52	5 63 93	2013/14 4
3	SMITH John	10	11	3	406	50.8	83* - 5 - 3 3 -	20	38	- 33 185	1983/84 4
4	MONAHAN Phil	12	12	-	400	33.3	69 - 3 3 4 1 1	18	62	11 56 64	2007/08 4
5	HUGHES Peter	12	12	-	372	31.0	103 1 1 3 4 2 1	16	52	- 59 77	2007/08 4
6	PARHAM Trevor	11	11	2	359	39.9	101* 1 1 3 3 2 1	17	54	5 46 93	1981/82 4
7	COREY Mark	9	11	3	357	44.6	73* - 3 2 3 1 2	24	47	- 22 111	2002/03 4
8	WILSON Gary	9	9	3	355	59.2	75* - 4 2 1 1 1	21	62	20 38 50	2015/16 4

**ALL TIME MOST WICKETS IN A SEASON IN DIVISION 4**

Rank	Player Name	Ga	In	Overs	Mdn	Runs	Wkts	Ave	Innings Best 6w 5w 4w 3w	Figures 6w 5w 4w 3w	Ba/ Wkt	Run/ Over	% Tm	Year & Div
1	BELL Geoff	11	15	172.2	48	411	44	9.3	7/40	2 1 3 2	24	2.4	33	1981/82 4
2	STEER Peter	9	13	200.4	37	537	39	13.8	7/14	2 1 - 3	31	2.7	32	1983/84 4
3	SMITH John	9	9	113.4	23	418	31	13.5	7/39	1 2 1 1	22	3.7	39	1992/93 4
4	SMITH John	11	11	106.1	27	263	29	9.1	7/31	1 2 1 2	22	2.5	27	1998/99 4
5	BRUSNAHAN Dale	12	13	129	24	432	29	14.9	4/10	- - 3 1	27	3.3	25	2014/15 4
6	MARSHALL Ashley	11	12	139	31	405	26	15.6	4/30	- - 1 3	32	2.9	29	2012/13 4
7	SCOTT Ron	10	14	180	46	391	25	15.6	7/51	1 1 - -	43	2.2	25	1997/98 4
8	BROWN David F	12	13	149.2	31	462	25	18.5	4/25	- - 2 1	36	3.1	22	1998/99 4

## DIVISION 5 RECORDS

## MOST GAMES PLAYED IN CAREER IN DIVISION 5

Rank	Player Name	Debut	Yrs	Gam	Grades				Won-Lost	%Won	Captaincy Games	%Won
					A	B	C	D				
1	BROWN Andrew	1993/94	10	87			29	58	38- 45	46	-	-
2	SMITH John	1982/83	8	60		10	50		38- 21	64	23	70
3	BELL Geoff	1980/81	7	59	1		13	45	30- 27	53	-	-
4	MARSHALL Ashley	1997/98	5	56		13	19	24	32- 22	59	12	33
5	DEY Cameron	1991/92	9	50			23	27	28- 20	58	-	-
6	EDWARDS Rob	1982/83	9	49		3	45	1	28- 20	58	-	-
7	CONROY Jason	1991/92	7	48			37	11	27- 20	57	23	54

## MOST RUNS MADE IN CAREER IN DIVISION 5

Rank	Player Name	Debut	Yrs	Gam	Inn	NO	Runs	Ave	Innings	Hi	100	Scores	0	100	SeasonAgg	Pshps	%	%@
1	BELL Geoff	1980/81	7	59	63	5	1760	30.3	102*	1	13	11	2	22	503	4	17	42
2	EDWARDS Rob	1982/83	9	49	52	8	1693	38.5	188	2	10	11	3	11	678	2	1	51
3	HODGE Andrew	1980/81	7	46	48	10	1692	44.5	123	4	11	6	3	13	596	3	-	50
4	GIBBIE Dom	1991/92	7	47	46	6	1225	30.6	140	2	6	7	1	12	413	1	3	43
5	GIBBIE John	1993/94	5	44	45	5	1217	30.4	164*	2	7	8	6	4	400	2	1	58
6	MARSHALL Ashley	1997/98	5	56	56	7	959	19.6	93	-	4	4	8	3	278	-	3	45
7	HUXTABLE Andrew	1991/92	6	39	43	-	866	20.1	73	-	5	5	3	8	251	-	3	41
8	CONROY Brian	1982/83	2	16	18	2	796	49.8	156*	2	6	1	3	1	628	1	-	69
9	TEMBY Paul	2000/01	4	18	18	-	760	42.2	138	2	3	2	-	2	428	1	-	65
10	PARHAM Trevor	1980/81	4	29	28	5	746	32.4	179*	1	3	2	-	3	383	1	1	51
11	SMITH John	1982/83	8	60	54	17	728	19.7	81	-	2	4	3	6	305	1	-	37
12	CONROY Jason	1991/92	7	48	51	4	659	14.0	68	-	2	6	8	1	222	-	1	48
13	DEY Cameron	1991/92	9	50	52	10	634	15.1	56*	-	1	6	8	5	171	-	-	44
14	MELLORS Greg	1999/00	3	17	19	4	589	39.3	111	1	2	5	1	4	334	1	1	44
15	BROWN David F	1995/96	7	44	43	6	550	14.9	71*	-	1	5	5	4	161	-	-	36
16	THOMSON Peter	1994/95	4	23	24	-	489	20.4	118	1	1	4	3	1	281	-	1	54
17	BROWN Andrew	1993/94	10	87	74	11	465	7.4	45	-	-	1	11	-	78	-	-	47
18	DEY Richard	1993/94	5	24	23	5	456	25.3	72*	-	2	4	-	1	212	-	1	43
19	FERGUSON Jason	2013/14	1	11	10	-	445	44.5	88	-	4	3	-	3	445	1	-	65
20	MCMANARA Trinity	1993/94	5	21	21	2	440	23.2	111	1	1	3	1	1	192	-	-	52
21	WILLCOX Steve	1991/92	10	35	34	2	427	13.3	54	-	2	1	4	-	142	-	-	68
22	HALL Michael	1991/92	4	19	20	3	388	22.8	59	-	1	5	-	1	117	-	-	48
23	LOY Tony	1995/96	3	17	16	1	340	22.7	73	-	1	6	2	1	210	-	1	47
24	NOBLE Bob	1980/81	2	7	7	2	320	64.0	81	-	4	-	-	3	303	1	-	40
25	BURNETT Bill	1980/81	1	9	9	3	320	53.3	75	-	2	4	-	3	320	1	-	36
26	LUONG Bang	1997/98	5	28	28	7	307	14.6	68*	-	1	-	2	2	149	-	-	32
27	HUGHES Peter	1991/92	3	17	16	1	299	19.9	62	-	2	2	1	1	193	-	-	46
28	HODGE David	1980/81	3	26	23	6	296	17.4	54	-	1	1	2	2	156	-	-	39
29	MANOS George	1982/83	1	10	11	1	286	28.6	60*	-	2	2	2	1	286	-	1	45
30	BILLING Jarrod	1995/96	5	17	17	-	276	16.2	62	-	2	1	3	-	136	-	-	67

## MOST WICKETS TAKEN IN CAREER IN DIVISION 5

Rank	Player Name	Debut	Yrs	Gam	Overs	Mdn	Runs	Wkts	Ave	Innings	Fig	SeasonAgg	Ba/Wkt	%
1	MARSHALL Ashley	1997/98	5	56	577	123	1913	116	16.5	7/13	4	17	33	23
2	GIBBIE John	1993/94	5	44	420.3	50	1726	105	16.4	7/37	6	13	33	26
3	SMITH John	1982/83	8	60	469.2	90	1561	94	16.6	7/68	3	11	32	16
4	BROWN David F	1995/96	7	44	507.5	121	1482	87	17.0	4/6	-	16	31	21
5	SINCLAIR Bob	1980/81	3	20	289.4	71	726	73	9.9	7/24	5	10	50	31
6	BELL Geoff	1980/81	7	59	384.2	91	1053	61	17.3	4/25	-	7	24	11
7	MCMANARA Trinity	1993/94	5	21	268.1	52	798	60	13.3	7/57	4	8	28	30
8	GLENVILLE Jim	1995/96	4	21	191	32	667	49	13.6	5/28	3	7	25	23
9	HUMPHRY Peter	1991/92	7	40	371	70	1321	48	27.5	5/26	1	6	12	46
10	WILLCOX Steve	1991/92	10	35	344.1	53	1107	43	25.7	4/18	-	5	10	13
11	MAZURKE Danny	1991/92	1	11	176.4	35	487	42	11.6	6/38	3	5	42	36
12	HURCOMBE Peter	1980/81	2	15	278.2	89	560	41	13.7	4/33	-	7	26	1
13	PATMORE Dave	1982/83	3	19	94.5	19	313	33	9.5	5/31	2	6	33	16
14	LYNE Mick	1999/00	3	11	149.3	30	412	33	12.5	6/10	2	4	14	29
15	JOYCE Steve	1980/81	3	21	199	30	625	31	20.2	5/24	1	2	17	39
16	TONKIN Braedon	2008/09	2	21	157.3	30	606	28	21.6	4/31	-	6	20	1
17	LOY Tony	1995/96	3	17	123.2	30	362	27	13.4	6/44	1	4	17	18
18	PATMORE Tim	1982/83	1	8	73.1	12	273	26	10.5	6/82	1	4	26	17
19	BARTON Matthew	2000/01	2	10	77.2	13	223	22	10.1	6/16	1	3	18	21
20	GREEN Anthony	1997/98	5	22	145.4	19	533	22	24.2	5/42	1	1	9	12

## RUNS FROM EACH BATTING POSITION IN CAREER IN DIVISION 5

Player Name	Gam	Opener	No.3	No.4	No.5	No.6	No.7	No.8	No.9	No.10	No.11
BELL Geoff	59	1342@ 34	55@ 28	119@ 20	80@ 11	33@ 17	-@ -	121@121	-@ -	10@ 10	-@ -
EDWARDS Rob	49	246@ 35	1183@ 44	203@ 41	60@ 12	-@ -	-@ -	-@ -	-@ -	1@ -	-@ -
HODGE Andrew	46	147@ 29	118@ 24	955@ 53	246@ 41	200@ 67	20@ -	6@ 6	-@ -	-@ -	-@ -
GIBBIE Dom	47	566@ 33	369@ 26	2@ 2	26@ 26	75@ 38	65@ 33	112@ 37	10@ -	-@ -	-@ -
GIBBIE John	44	45@ 23	5@ 5	293@ 29	87@ 22	227@ 21	165@ 24	395@ 79	-@ -	-@ -	-@ -
MARSHALL Ashley	56	324@ 17	26@ 9	20@ 20	229@ 29	89@ 18	133@ 22	8@ 3	87@ 44	43@ 22	-@ -
HUXTABLE Andrew	39	311@ 19	16@ 8	320@ 23	158@ 32	-@ -	-@ -	41@ 10	20@ 10	-@ -	-@ -
CONROY Brian	16	4@ 2	-@ -	527@ 53	206@206	59@ 20	-@ -	-@ -	-@ -	-@ -	-@ -
TEMBY Paul	18	22@ 11	18@ 18	479@ 80	48@ 24	163@ 27	30@ 30	-@ -	-@ -	-@ -	-@ -
PARHAM Trevor	29	472@ 31	129@ 26	24@ -	121@ 40	-@ -	-@ -	-@ -	-@ -	-@ -	-@ -
SMITH John	60	320@ 27	28@ 28	13@ 7	49@ 16	9@ 9	87@ 12	40@ 10	95@ 48	76@ 19	11@ 11
CONROY Jason	48	171@ 21	63@ 13	63@ 16	220@ 14	20@ 7	63@ 13	38@ 19	8@ 4	12@ 12	1@ 1
DEY Cameron	50	365@ 14	79@ 16	22@ 22	13@ 7	48@ 16	21@ 21	12@ 12	6@ 6	66@ 33	2@ -
MELLORS Greg	17	5@ 3	101@ 51	248@ 35	29@ 15	206@103	-@ -	-@ -	-@ -	-@ -	-@ -
BROWN David F	44	-@ -	-@ -	8@ 4	246@ 14	211@ 30	64@ 8	8@ 8	-@ -	13@ 13	-@ -

**BEST BATTING/BOWLING ALLROUNDERS IN CAREER IN DIVISION 5**

Rank	Player Name	Debut	Yrs	Gam	Batting Runs Ave	Bowling Wkts Ave	COTY Points	ALLrnd Matches 50&5 40&4 30&3	Season 200&20
<b>1000 RUNS &amp; 100 WICKETS</b>									
1	GIBBIE John	1993/94	5	44	1217 30.4	105 16.4	2687	- 1 5	3
<b>500 RUNS &amp; 50 WICKETS</b>									
2	BELL Geoff	1980/81	7	59	1760 30.3	61 17.3	2614	- 2 4	1
3	MARSHALL Ashley	1997/98	5	56	959 19.6	116 16.5	2583	- - 3	1
4	SMITH John	1982/83	8	60	728 19.7	94 16.6	2044	- - 1	-
5	BROWN David F	1995/96	7	44	550 14.9	87 17.0	1768	- - 2	-
<b>300 RUNS &amp; 30 WICKETS</b>									
6	McNAMARA Trinity	1993/94	5	21	440 23.2	60 13.3	1280	1 1 2	-
7	WILLCOX Steve	1991/92	10	35	427 13.3	43 25.7	1029	- - -	-

**MOST WICKETKEEPING DISMISSALS IN CAREER IN DIVISION 5**

Rank	Player Name	Debut	Yrs	Gam	Games Kept	Dismissals Ct St Total	per Game	Innings 5w 4w 3w	20 in Season	Total Byes	Byes/ Game
1	BROWN Andrew	1993/94	10	87	73	62 25 87	1.19	- 2 4	-	523	7.16
2	HUXTABLE Andrew	1991/92	6	39	20	25 4 29	1.45	- - -	-	72	3.60
3	DEY Cameron	1991/92	9	50	18	21 3 24	1.33	- - 1	-	60	3.33
4	MANOS George	1982/83	1	10	10	14 6 20	2.00	- - 2	1	65	6.50
5	COREY Mark	2001/02	1	11	11	12 - 12	1.09	- - 2	-	24	2.18

**ALL TIME BEST PARTNERSHIPS FOR EACH WICKET IN DIVISION 5**

Rank	Wkt	Runs	Player Names	GrDv	Opposition	Rnd	Year
1	1st	148	BURNETT Bill 52 & HODGE Andrew 87	A 5	SOUTH ROAD	12	1980/81
2	1st	123	GIBBIE Mick 37 & BELL Geoff 74	D 5	PLYMPTON FOOTB	11	2000/01
3	1st	119	BELL Geoff 51 & GIBBIE Dom 55	D 5	ST GEORGE	2	2000/01
1	2nd	131	GIBBIE Dom 59 & BELL Geoff 102*	D 5	MITCHELL PARK	1	1998/99
2	2nd	130	BURNETT Bill 75 & BURNETT Tom 86*	A 5	HECTORVILLE	5	1980/81
3	2nd	111	WOOD Shane 67 & EDWARDS Rob 113	C 5	ICC SHARKS	7	1996/97
1	3rd	181	BELL Geoff 56 & HODGE Andrew 123	D 5	HECTORVILLE	3	1997/98
2	3rd	179	THOMSON Peter 118 & COLTON Dom 75*	D 5	MODBURY HEIGHT	7	1994/95
3	3rd	147	HUXTABLE Andrew 46 & EDWARDS Rob 188	C 5	SOUTHERN	10	1995/96
1	4th	228*	CONROY Brian 153* & NOBLE Bob 65*	B 5	KENILWORTH	7	1982/83
2	4th	168*	SHAW Phil 100* & YOUNG Peter 123*	C 5	KESWICK	4	1991/92
3	4th	168	HOPPENBROUWERS Ron 63 & HODGE Andrew 112	D 5	KENILWORTH	9	1994/95
1	5th	204*	BROWN David F 71* & PARHAM Trevor 179*	C 5	ST GEORGE	9	2004/05
2	5th	148	HODGE Andrew 104 & BURNETT Bill 46*	A 5	KESWICK	9	1980/81
3	5th	135	GIBBIE John 52 & LANDORF Jason 95	D 5	NORWOOD UNION	1	1994/95
1	6th	109*	STEER Peter 32* & CONROY Brian 156*	B 5	ADELAIDE CAVAL	9	1982/83
2	6th	96	McMAHON Danny 44 & GIBBIE John 63	D 5	NORWOOD UNION	10	1994/95
3	6th	88*	WATTERS Jason 36* & MELLORS Greg 46*	D 5	KESWICK	9	2000/01
1	7th	107*	GIBBIE John 61* & HODGE Andrew 56*	D 5	HECTORVILLE	FS	1997/98
2	7th	82*	BELL Geoff 15* & RUSSELL Nic 136*	C 5	ST GEORGE	3	2008/09
3	7th	78	HALL Michael 30 & GIBBIE Dom 53	C 5	COWANDILLA	1	1991/92
1	8th	115	HALL John 18 & GIBBIE John 164*	D 5	MITSUBISHI	11	1993/94
2	8th	115	LUONG Bang 27 & BELL Geoff 98*	D 5	WESTMINSTER O.	10	1997/98
3	8th	81*	SMITH John 26* & MYSTUIK Simon 57*	C 5	ICC SHARKS	1	2008/09
1	9th	72	HUMPHERY Peter 9 & GIBBIE John 164*	D 5	MITSUBISHI	11	1993/94
2	9th	52	HODGE David 19 & JENNINGS Tony 44	B 5	SOUTHERN UNITE	2	1982/83
3	9th	47	MARSHALL Ashley 23 & SMITH John 24	C 5	WESTMINSTER O.	9	2001/02
1	10th	64	BROWN Andrew 45 & JOYCE Steve 21*	D 5	COROMANDEL RAM	11	1994/95
2	10th	52	BLACK Paul 39 & SMITH John 12*	C 5	NORTH HAVEN	9	1991/92
3	10th	46	MADDERN Ashley 32 & SMITH John 18*	C 5	SHEIDOW PARK	8	1995/96

**ALL TIME MOST RUNS IN A SEASON IN DIVISION 5**

Rank	Player Name	Ga	Inn	NO	Runs	Ave	Innings Hi 100>50>30>10 >0*	Scores 100 50 30 10 0	% Tm	%@ Cr	Strokes 6s 4s 1s	Year & Div
1	EDWARDS Rob	11	12	2	678	67.8	188	1 5 2 4 -	29	56	19 73 160	1995/96 5
2	CONROY Brian	11	13	2	628	57.1	156*	2 3 1 2 3 2	25	68	45 55 92	1982/83 5
3	HODGE Andrew	13	14	2	596	49.7	123	1 5 2 3 2 1	22	52	4 81 130	1997/98 5
4	HODGE Andrew	12	12	2	512	51.2	104	1 5 1 3 1 1	24	57	15 61 95	1980/81 5
5	BELL Geoff	13	14	2	503	41.9	98*	- 5 2 4 3 -	19	41	2 31 223	1997/98 5
6	FERGUSON Jason	11	10	-	445	44.5	88	- 4 3 1 2 -	25	65	16 47 120	2013/14 5
7	EDWARDS Rob	12	14	3	437	39.7	113	1 2 4 1 5 1	20	51	11 55 99	1996/97 5
8	TEMBY Paul	7	6	-	428	71.3	138	2 1 1 1 1 -	33	66	26 47 62	2016/17 5

**ALL TIME MOST WICKETS IN A SEASON IN DIVISION 5**

Rank	Player Name	Ga	In	Overs	Mdn	Runs	Wkts	Ave	Innings Best 6w 5w 4w 3w	Figures	Ba/ Wkt	Run/ Over	% Tm	Year & Div
1	SINCLAIR Bob	12	16	206.2	53	459	50	9.2	7/24	1 3 2 5	25	2.2	34	1980/81 5
2	MAZURKE Danny	11	13	176.4	35	487	42	11.6	6/38	2 1 2 3 2	25	2.8	36	1991/92 5
3	PATMORE Dave	6	10	94.5	19	313	33	9.5	5/31	- 2 2 4	17	3.3	37	1982/83 5
4	MARSHALL Ashley	13	14	139.4	35	460	33	13.9	7/13	1 1 1 3	25	3.3	29	2016/17 5
5	GIBBIE John	11	12	100.2	11	473	33	14.3	7/37	3 1 - 2	18	4.7	32	1994/95 5
6	SMITH John	11	12	141.4	35	386	32	12.1	7/68	1 1 2 -	27	2.7	27	2001/02 5
7	BROWN David F	11	13	164.1	36	467	31	15.1	4/36	- - 3 3	32	2.8	27	1999/00 5
8	GIBBIE John	13	14	128.5	17	492	29	17.0	7/78	1 - 2 1	27	3.8	25	1997/98 5



## DIVISION 6 RECORDS

## MOST GAMES PLAYED IN CAREER IN DIVISION 6

Rank	Player Name	Debut	Yrs	Gam	Grades A B C D	Won-Lost	%Won	Captaincy Games %Won
1	BELL Geoff	1992/93	10	69	14 55	45- 22	67	2 50
2	BROWN David F	1995/96	9	65	30 35	42- 19	68	11 50
3	BROWN Andrew	1995/96	6	61	12 49	36- 22	61	- -
4	PARHAM Trevor	1979/80	9	56	43 2	35- 19	64	13 85
5	CONLEY Andrew	2007/08	7	56	56	30- 22	57	42 56
6	CRAIGIE Grant	2007/08	7	55	55	31- 20	60	18 72
7	HUCKSTEPP Craig	1989/90	7	49	36 13	33- 15	68	- -

## MOST RUNS MADE IN CAREER IN DIVISION 6

Rank	Player Name	Debut	Yrs	Gam	Inn	NO	Runs	Ave	Innings Hi 100 50 30 0	100 Min	SeasonAgg Hi 300200	Pshps 10050	% Tm	% Cr
1	CONLEY Andrew	2007/08	7	56	53	9	2077	47.2	163*	6 9 10 4	16 650 3 2	6 23	21	48
2	CRAIGIE Grant	2007/08	7	55	54	8	1781	38.7	109*	3 10 9 4	11 591 2 2	6 20	19	47
3	BELL Geoff	1992/93	10	69	68	7	1660	27.2	107	1 9 13 7	12 462 2 2	3 17	13	43
4	HODGE Andrew	1979/80	5	34	36	5	1414	45.6	125*	2 10 6 1	10 757 2 1	2 17	20	53
5	CONROY Brian	1981/82	4	37	40	1	1364	35.0	122	3 8 5 3	1 442 3 -	4 7	17	71
6	DALY Mick	1981/82	3	32	36	3	1218	36.9	133*	4 6 2 2	6 476 2 1	1 16	17	54
7	PARHAM Trevor	1979/80	9	56	52	3	1149	23.4	73*	- 10 6 4	9 249 - 3	2 13	11	49
8	GIBBIE John	1991/92	4	43	42	6	1049	29.1	109	2 3 7 -	6 366 2 -	3 14	11	46
9	SWIFT Andrew	2001/02	7	38	42	1	765	18.7	109	1 3 5 5	5 289 - 2	1 9	11	51
10	WILLCOX Steve	1989/90	6	34	36	2	703	20.7	70	- 4 6 2	- 248 - 1	1 5	10	63
11	EMERY Peter	1990/91	3	13	14	-	665	47.5	155	2 2 5 1	1 535 1 -	4 2	22	72
12	HODGE David	1979/80	5	33	29	4	665	26.6	76	- 7 2 3	8 394 1 -	3 11	10	37
13	BROWN David F	1995/96	9	65	53	7	643	14.0	89	- 1 5 7	3 200 - 1	- 9	5	36
14	GIBBIE Dom	1996/97	7	46	39	4	631	18.0	50*	- 1 6 6	5 236 - 1	1 13	8	34
15	YOUNG Peter	1989/90	5	38	38	6	574	17.9	101*	1 1 4 11	2 249 - 2	1 8	8	44
16	CRAM Don	1989/90	4	39	37	2	569	16.3	47*	- - 6 3	- 301 1 -	- 7	6	49
17	GREEN Anthony	2001/02	7	44	33	7	558	21.5	57	- 2 3 3	- 216 - 1	1 6	7	46
18	HUGHES Peter	1989/90	6	24	21	1	555	27.8	92	- 2 7 1	1 198 - -	2 6	12	48
19	CONROY Jason	1989/90	10	37	33	2	555	17.9	74	- 3 3 4	2 173 - -	2 4	8	43
20	PUGH Ben	2007/08	3	29	30	4	516	19.8	76	- 2 4 6	- 241 - 1	1 3	9	61
21	SMITH John	1981/82	8	44	39	15	500	20.8	100*	1 2 - 3	5 214 - 1	2 5	6	34
22	MONAHAN Phil	2012/13	3	23	22	1	485	23.1	71	- 4 - 1	2 229 - 2	- 2	13	53
23	BURNETT Tom	1979/80	3	11	12	6	480	80.0	100*	1 4 2 1	5 302 1 -	1 5	19	48
24	BROWN Mike	1989/90	5	26	26	3	475	20.7	85	- 2 3 1	2 242 - 1	1 3	8	51
25	BROWNE Noel	1992/93	6	36	24	5	459	24.2	98*	- 2 2 4	1 213 - 1	1 7	7	46
26	LUONG Bang	1995/96	5	25	27	3	453	18.9	87	- 3 1 7	3 228 - 1	1 4	9	40
27	PANSINI Angelo	2014/15	2	17	15	2	441	33.9	91*	- 4 - -	- 309 1 -	1 1	18	64
28	DEY Cameron	1991/92	7	38	37	6	432	13.9	45	- - 4 5	3 134 - -	- 5	6	45
29	BROWN Andrew	1995/96	6	61	53	7	422	9.2	41	- - 2 13	- 97 - -	- 3	3	51
30	MAZURKE Danny	1981/82	3	20	20	2	420	23.3	78	- 2 1 2	- 338 1 -	1 2	9	72

## MOST WICKETS TAKEN IN CAREER IN DIVISION 6

Rank	Player Name	Debut	Yrs	Gam	Overs	Mdn	Runs	Wkts	Ave	Innings Best	Fig 5w 3w	SeasonAgg Hi 25 15	Ba/ Wkt	% Tm
1	GIBBIE John	1991/92	4	43	544.5	89	1808	138	13.1	6/29	13 16	57 2 2	24	33
2	BELL Geoff	1992/93	10	69	433.3	115	1099	81	13.6	6/48	1 10	26 1 2	32	13
3	WILKIN Anthony	1991/92	7	47	491.3	144	1112	75	14.8	6/32	2 4	20 - 3	39	18
4	BROWN David F	1995/96	9	65	412.1	89	1287	75	17.2	6/37	1 11	22 - 1	33	13
5	GREEN Anthony	2001/02	7	44	450.2	92	1392	72	19.3	6/20	3 5	19 - 3	38	17
6	HUCKSTEPP Craig	1989/90	7	49	392	78	1135	64	17.7	6/27	2 6	20 - 3	37	13
7	WILLCOX Steve	1989/90	6	34	379.2	73	1159	64	18.1	5/30	1 11	23 - 2	36	20
8	BROWNE Noel	1992/93	6	36	378.2	48	1448	63	23.0	5/32	1 9	19 - 1	36	19
9	TRUSCOTT Chad	2010/11	5	30	279.5	56	894	54	16.6	5/46	2 5	25 1 1	31	20
10	MAZURKE Danny	1981/82	3	20	308	89	803	52	15.4	7/34	3 4	33 1 1	36	24
11	SMITH John	1981/82	8	44	246.3	46	768	51	15.1	5/29	1 5	18 - 1	29	12
12	HUMPHERY Peter	1991/92	5	26	334	57	1104	51	21.6	5/58	2 4	25 1 -	39	22
13	SINCLAIR Bob	1979/80	2	20	270.4	86	563	48	11.7	5/14	2 5	43 1 -	34	21
14	PATMORE Dave	1979/80	4	28	178.5	48	494	44	11.2	6/28	4 2	41 1 -	34	12
15	MYSTUIK Simon	2002/03	4	29	224.4	51	729	36	20.3	5/41	1 5	16 - 1	27	15
16	BROWN Mike	1989/90	5	26	226.1	51	628	34	18.5	5/32	2 1	17 - 2	40	14
17	KING Dave	1979/80	1	8	161.1	72	285	33	8.6	6/29	2 5	33 1 -	29	29
18	YOUNG Peter	1989/90	5	38	152.1	28	490	33	14.8	4/4	- 3	12 - -	28	10
19	JENNINGS Tony	1981/82	1	10	160	33	460	31	14.8	4/22	- 5	31 1 -	31	22
20	HURCOMBE Peter	1979/80	1	10	163.2	57	333	30	11.1	5/27	2 3	30 1 -	33	24
21	HODGE David	1979/80	5	33	151.2	31	420	30	14.0	3/20	- 2	12 - -	30	9

## RUNS FROM EACH BATTING POSITION IN CAREER IN DIVISION 6

Player Name	Gam	Opener	No. 3	No. 4	No. 5	No. 6	No. 7	No. 8	No. 9	No. 10	No. 11
CONLEY Andrew	56	1995@ 50	39@ 39	7@ 4	-@ -	36@ 36	-@ -	-@ -	-@ -	-@ -	-@ -
CRAIGIE Grant	55	2@ 1 1248@ 38	257@ 64	274@ 39	-@ -	-@ -	-@ -	-@ -	-@ -	-@ -	-@ -
BELL Geoff	69	1151@ 28	136@ 68	152@ 30	13@ 13	80@ 13	61@ 31	41@ 41	8@ 8	18@ 9	-@ -
HODGE Andrew	34	45@ 15	57@ 29	1068@ 49	226@ 57	-@ -	-@ -	18@ -	-@ -	-@ -	-@ -
CONROY Brian	37	17@ 17	74@ 74	235@ 24	375@ 34	229@ 38	312@ 35	122@ 122	-@ -	-@ -	-@ -
DALY Mick	32	941@ 41	83@ 21	3@ 1	-@ -	-@ -	63@ 32	128@ 128	-@ -	-@ -	-@ -
PARHAM Trevor	56	623@ 19	125@ 31	138@ 23	116@ 29	70@ 70	77@ 39	-@ -	-@ -	-@ -	-@ -
GIBBIE John	43	119@ 30	253@ 28	140@ 28	87@ 17	251@ 42	93@ 31	51@ 17	44@ 44	11@ -	-@ -
SWIFT Andrew	38	528@ 25	7@ 2	101@ 17	54@ 11	37@ 9	38@ 19	-@ -	-@ -	-@ -	-@ -
WILLCOX Steve	34	42@ 14	30@ 30	85@ 17	115@ 23	96@ 19	158@ 20	103@ 21	74@ 37	-@ -	-@ -
EMERY Peter	13	522@ 58	13@ 13	-@ -	45@ 23	85@ 43	-@ -	-@ -	-@ -	-@ -	-@ -
HODGE David	33	20@ 5	331@ 37	-@ -	61@ 31	167@ 28	81@ 81	3@ 2	-@ -	-@ -	2@ 2
BROWN David F	65	-@ -	48@ 8	7@ 7	291@ 21	158@ 14	76@ 13	29@ 15	13@ 4	8@ 3	13@ -
GIBBIE Dom	46	179@ 16	134@ 15	131@ 19	97@ 32	47@ 16	43@ 43	-@ 0	-@ -	-@ -	-@ -
YOUNG Peter	38	14@ 7	-@ -	52@ 26	88@ 22	140@ 16	94@ 24	39@ 6	18@ 9	129@ 65	-@ -

**BEST BATTING/BOWLING ALLROUNDERS IN CAREER IN DIVISION 6**

Rank	Player Name	Debut	Yrs	Gam	Batting Runs Ave	Bowling Wkts Ave	COTY Points	ALLrnd Matches 50&5 40&4 30&3	Season 200&20
<b>1000 RUNS &amp; 100 WICKETS</b>									
1	GIBBIE John	1991/92	4	43	1049 29.1	138 13.1	2981	1 4 4	2
<b>500 RUNS &amp; 50 WICKETS</b>									
2	BELL Geoff	1992/93	10	69	1660 27.2	81 13.6	2794	- 3 2	3
3	BROWN David F	1995/96	9	65	643 14.0	75 17.2	1693	- - 2	-
4	WILLCOX Steve	1989/90	6	34	703 20.7	64 18.1	1599	- 1 5	1
5	GREEN Anthony	2001/02	7	44	558 21.5	72 19.3	1566	- - 1	-
6	SMITH John	1981/82	8	44	500 20.8	51 15.1	1214	- - -	-
<b>300 RUNS &amp; 30 WICKETS</b>									
7	BROWNE Noel	1992/93	6	36	459 24.2	63 23.0	1341	- - -	-

**MOST WICKETKEEPING DISMISSALS IN CAREER IN DIVISION 6**

Rank	Player Name	Debut	Yrs	Gam	Games Kept	Dismissals Ct St Total	per Game	Innings 5w 4w 3w	20 in Season	Total Byes	Byes/ Game
1	BROWN Andrew	1995/96	6	61	59	53 24 77	1.31	2 1 6	1	428	7.25
2	FLAMANK Paul	2009/10	5	35	32	37 12 49	1.53	- 1 3	-	98	3.06
3	CRAM Don	1989/90	4	39	34	39 5 44	1.29	- 1 1	-	147	4.32
4	MANOS George	1981/82	1	10	10	20 8 28	2.80	- 1 1	1	141	14.10
5	PEARCE Darren	1989/90	2	13	13	20 2 22	1.69	- 1 2	1	32	2.46

**ALL TIME BEST PARTNERSHIPS FOR EACH WICKET IN DIVISION 6**

Rank	Wkt	Runs	Player Names	GrDv	Opposition	Rnd	Year
1	1st	157	EMERY Peter 122 & BALDOCK Gary 47	D 6	ST MARKS	7	1992/93
2	1st	141	EMERY Peter 80 & GIBBIE John 81	D 6	NORWOOD UNION	4	1992/93
3	1st	130	EMERY Peter 73 & BROWNE Noel 57	D 6	MODBURY HEIGHT	11	1992/93
1	2nd	238*	CRAIGIE Grant 109* & CONLEY Andrew 163*	C 6	SOUTH ROAD	2	2011/12
2	2nd	186	BURNETT Christian 82 & CONLEY Andrew 126	C 6	ICC SHARKS	4	2009/10
3	2nd	149	CRAIGIE Grant 66 & CONLEY Andrew 90*	C 6	ADELAIDE INDIA	7	2010/11
1	3rd	165	COOMBE Craig 29 & HARRISON Graham 207	D 6	MITCHAM	2	1991/92
2	3rd	159*	GIBBIE Dom 31* & CONLEY Andrew 120*	C 6	COROMANDEL RAM	7	2011/12
3	3rd	148	CONROY Jason 71 & CRAIGIE Grant 108	C 6	PORT NOARLUNGA	2	2014/15
1	4th	128	HODGE David 58 & BROWN Mike 85	C 6	KENILWORTH	11	1990/91
2	4th	116	PEARCE Darren 54 & HODGE David 75	C 6	NORTH HAVEN	6	1990/91
3	4th	109	MYSTUIK Simon 59 & PUGH Ben 68	C 6	WOODCROFT	7	2007/08
1	5th	159	CONROY Brian 111 & BELL Geoff 69	D 6	MODBURY HEIGHT	FS	1992/93
2	5th	129	HODGE David 51 & BURNETT Tom 100*	A 6	KENILWORTH	11	1979/80
3	5th	128	GIBBIE John 69 & HODGE Andrew 85	D 6	COROMANDEL	7	1996/97
1	6th	156	CONROY Brian 97 & SMITH John 100*	D 6	KENILWORTH	4	1991/92
2	6th	132	WILLCOX Steve 70 & SIDON Brendon 61	C 6	WOODCROFT	7	2007/08
3	6th	104*	GREEN Anthony 51* & LIGHTFOOT Derek 51*	C 6	SOUTH ROAD	8	2012/13
1	7th	124	SHAW Phil 51 & CONROY Brian 122	C 6	MODBURY HEIGHT	8	1990/91
2	7th	116	HUCKSTEPP Craig 22 & DALY Mick 114*	C 6	MITSUBISHI	1	1990/91
3	7th	97	CRAM Don 45 & DALY Mick 49*	C 6	KENILWORTH	11	1990/91
1	8th	81	WILLCOX Steve 63 & DALY Mick 80	C 6	KESWICK	2	1989/90
2	8th	79*	HUCKSTEPP Craig 20* & CAMERON Scott 86*	C 6	NORWOOD UNION	3	1990/91
3	8th	62	ANDERSON Rob 8 & GIBBIE John 109	D 6	COROMANDEL	GF	1996/97
1	9th	102	MAZURKE Danny 78 & ELLIS Steve 55*	C 6	PLYMPTON FOOTB	2	1990/91
2	9th	82	REVELL Glen 31 & BROWNE Noel 98*	C 6	SHEIDOW PARK	8	2010/11
3	9th	69	GRAHAM Darren 15 & YOUNG Peter 101*	D 6	SHEIDOW PARK	9	2003/04
1	10th	67	RANGER Brenton 35 & HODGE David 70*	B 6	COROMANDEL	2	1981/82
2	10th	64	SHEARER Duncan 0 & YOUNG Peter 101*	D 6	SHEIDOW PARK	9	2003/04
3	10th	61*	CRUICKSHANK Darren 24* & ELLIS Steve 55*	C 6	PLYMPTON FOOTB	2	1990/91

**ALL TIME MOST RUNS IN A SEASON IN DIVISION 6**

Rank	Player Name	Ga	Inn	NO	Runs	Ave	Innings Hi 100>50>30>10 >0*	Scores 0 0 0 0 0 0 0 0 0 0	% Tm	% Cr	Strokes 6s 4s 1s	Year & Div
1	HODGE Andrew	13	12	2	757	75.7	125*	2 6 2 - 2 -	29	52	21 95 157	1996/97 6
2	CONLEY Andrew	13	12	3	650	72.2	126	4 2 - 3 3 -	26	47	6 93 169	2009/10 6
3	CRAIGIE Grant	11	11	-	591	53.7	107	1 5 1 3 -	1	26	48 20 64 144	2007/08 6
4	EMERY Peter	8	9	-	535	59.4	155	2 2 2 3 -	-	29	70 49 43 52	1992/93 6
5	CONLEY Andrew	12	11	4	479	68.4	163*	2 1 2 5 -	1	25	53 9 71 94	2011/12 6
6	DALY Mick	11	11	-	476	43.3	123	1 4 - 3 3 -	-	22	53 10 63 100	1989/90 6
7	DALY Mick	9	13	1	467	38.9	133*	2 2 - 4 5 -	-	22	56 8 68 93	1981/82 6
8	BELL Geoff	11	11	1	462	46.2	107	1 2 4 2 2 -	-	23	44 1 43 168	2001/02 6

**ALL TIME MOST WICKETS IN A SEASON IN DIVISION 6**

Rank	Player Name	Ga	In	Overs	Mdn	Runs	Wkts	Ave	Innings Best	Figures 6w 5w 4w 3w	Ba/ Wkt	Run/ Over	% Tm	Year & Div
1	GIBBIE John	12	14	204.2	39	585	57	10.3	6/29	3 3 2 4	22	2.9	43	1996/97 6
2	SINCLAIR Bob	12	19	207.4	77	380	43	8.8	5/14	- 2 2 3	29	1.8	26	1979/80 6
3	PATMORE Dave	11	18	169.5	46	458	41	11.2	6/28	1 3 - 1	25	2.7	26	1981/82 6
4	GIBBIE John	11	12	152.3	26	581	37	15.7	5/21	- 3 3 2	25	3.8	39	1995/96 6
5	KING Dave	8	14	161.1	72	285	33	8.6	6/29	1 1 2 3	29	1.8	29	1979/80 6
6	MAZURKE Danny	12	14	181	49	480	33	14.5	7/34	2 1 - 2	33	2.7	29	1990/91 6
7	JENNINGS Tony	10	16	160	33	460	31	14.8	4/22	- - 3 2	31	2.9	22	1981/82 6
8	HURCOMBE Peter	10	16	163.2	57	333	30	11.1	5/27	- 2 2 1	33	2.0	24	1979/80 6

## DIVISION 7 RECORDS

## MOST GAMES PLAYED IN CAREER IN DIVISION 7

Rank	Player Name	Debut	Yrs	Gam	Grades B C D	Won-Lost	%Won	Captaincy Games %Won
1	SMITH John	1980/81	5	35	7 9 19	16- 15	51	- -
2	TONKIN Andrew	2006/07	4	29	8 21	12- 12	50	20 45
3	HARRIS Glenn	2015/16	2	28	16 12	20- 6	75	- -
4	SMITH Tim	2014/15	3	28	15 13	19- 6	73	- -
5	BRYSON Brett	2015/16	2	27	15 12	20- 5	78	27 78
6	CLARIDGE Daniel	2015/16	2	25	13 12	19- 4	80	- -
7	GIBBIE Dom	2006/07	5	24	3 21	9- 11	46	- -

## MOST RUNS MADE IN CAREER IN DIVISION 7

Rank	Player Name	Debut	Yrs	Gam	Inn NO	Runs	Ave	Innings Hi 100	Scores 50 30 0	100 Min	SeasonAgg Hi 300200	Pshps 10050	% Tm	% Cr
1	PANSINI Angelo	2014/15	3	16	15 3	739	61.6	212*	4 - 3 -	2	222 - 1	1 4	29	69
2	HARRIS Glenn	2015/16	2	28	23 2	708	33.7	172	2 1 4 1	3	278 - 1	2 4	15	61
3	TONKIN Andrew	2006/07	4	29	24 3	523	24.9	121*	1 3 1 2	1	259 - 1	- 7	13	55
4	PARHAM Trevor	2006/07	3	13	11 -	490	44.5	128	2 3 1 -	3	392 1 -	2 4	24	65
5	BELL Geoff	1980/81	3	21	20 1	483	25.4	64	- 3 4 1	2	249 - 2	1 4	14	48
6	HUGHES Peter	2015/16	2	13	12 1	388	35.3	125	1 - 4 -	2	364 1 -	2 3	17	38
7	GIBBIE Dom	2006/07	5	24	21 1	310	15.5	48	- - 3 -	2	115 - -	1 5	8	32
8	SMITH John	1980/81	5	35	27 9	301	16.7	62*	- 1 2 4	3	143 - -	- 5	5	30
9	CORNELISSEN Jack	2015/16	1	11	8 1	299	42.7	88	- 3 - -	2	299 - 1	- 3	15	55
10	CRAIGIE Grant	2013/14	3	13	11 -	281	25.5	75	- 2 1 -	2	199 - -	1 -	16	50
11	MONAHAN Phil	2013/14	3	13	13 1	280	23.3	67	- 1 3 1	2	208 - 1	- 2	14	48
12	RUSSELL Nic	2014/15	2	8	6 1	270	54.0	91	- 2 3 -	1	176 - -	- 5	22	60
13	NOBLE Bob	1980/81	1	10	13 2	265	24.1	55	- 1 3 -	1	265 - 1	1 1	16	44
14	SMITH Tim	2014/15	3	28	21 5	204	12.8	31*	- - 1 -	-	73 - -	- 3	5	29
15	CLARIDGE Daniel	2015/16	2	25	17 3	188	13.4	61	- 1 - 2	1	130 - -	- 4	5	35
16	PATMORE Dave	1980/81	1	12	13 -	186	14.3	76	- 1 1 2	1	186 - -	- 1	9	47
17	TYNSKI Simon	2015/16	2	17	11 2	171	19.0	55	- 1 - 2	1	82 - -	- 3	6	42
18	MANOS George	1980/81	1	10	11 1	170	17.0	60*	- 1 2 5	-	170 - -	- 1	10	63
19	TONKIN Braedon	2013/14	3	18	12 2	166	16.6	48	- - 2 2	-	94 - -	- 2	7	48
20	LAMSHED Kym	2013/14	1	7	5 -	158	31.6	73	- 1 2 1	2	158 - -	1 1	15	50
21	CAMPBELL Peter	1980/81	1	3	4 1	148	49.3	108*	1 - 1 -	-	148 - -	1 -	27	84
22	SCHMIAUKE Marc	2015/16	2	5	4 -	133	33.3	59	- 2 - -	2	- - -	- 1	15	49
23	BARLEY James	2014/15	1	2	2 1	126	126.0	103*	1 - - -	1	126 - -	- 1	26	54
24	BROWN David F	2006/07	1	8	7 -	126	18.0	46	- - 2 1	-	126 - -	- 2	8	51
25	MITSIOS Taz	2006/07	1	7	4 -	107	26.8	58	- 1 - -	1	107 - -	1 2	9	40
26	WILKIN Anthony	2013/14	2	20	12 6	106	17.7	29*	- - - 1	-	65 - -	- 1	4	35
27	CADD Anthony	2013/14	1	5	5 1	105	26.3	87*	- 1 - 1	-	105 - -	- 2	11	70
28	COX Andrew	1980/81	1	9	10 3	105	15.0	37	- - 1 -	-	105 - -	- -	7	38
29	FLAMANK Paul	2013/14	2	18	14 1	102	7.8	26	- - - 3	-	70 - -	- 1	4	37
30	BATES Simon	2014/15	3	21	14 4	101	10.1	25	- - - 2	2	45 - -	- 1	3	28

## MOST WICKETS TAKEN IN CAREER IN DIVISION 7

Rank	Player Name	Debut	Yrs	Gam	Overs Mdn	Runs Wkts	Ave	Innings Best	Fig 5w 3w	SeasonAgg Hi 25 15	Ba/ Wkt	% Tm
1	BRYSON Brett	2015/16	2	27	229 46	693 61	11.4	6/22	3 5	28 1 -	23	22
2	BELL Geoff	1980/81	3	21	170.1 35	484 39	12.4	6/33	2 6	38 1 -	26	19
3	WILKIN Anthony	2013/14	2	20	174.1 38	489 35	14.0	5/21	2 5	20 - 2	30	26
4	SMITH John	1980/81	5	35	157 24	568 34	16.7	3/9	- 3	18 - 1	28	12
5	CLARIDGE Daniel	2015/16	2	25	147.1 25	464 30	15.5	4/12	- 5	7 - -	29	11
6	SCOTT Ron	2015/16	2	19	167.2 47	350 29	12.1	6/23	1 2	8 - -	35	15
7	CORNELISSEN Jack	2015/16	1	11	108.2 38	210 28	7.5	5/6	1 4	28 1 -	23	22
8	PATMORE Dave	1980/81	1	12	93 15	309 26	11.9	4/20	- 3	26 1 -	21	17
9	PANSINI Angelo	2014/15	3	16	126 26	338 26	13.0	7/7	1 1	8 - -	29	16
10	PAPAGALLO Frank	1980/81	1	4	60.1 19	173 18	9.6	7/19	1 3	18 - 1	20	44
11	BROWN David F	2006/07	1	8	98 22	274 18	15.2	5/34	1 3	18 - 1	33	27
12	PATMORE Tim	1980/81	1	11	56.4 12	163 17	9.6	3/9	- 2	17 - 1	20	11
13	HARRIS Glenn	2015/16	2	28	77.4 10	287 17	16.9	5/42	1 1	14 - -	27	6
14	RANGER Brenton	1980/81	1	4	68 23	129 15	8.6	6/34	1 2	15 - 1	27	34
15	MARSHALL Ashley	2006/07	1	4	41.5 14	112 13	8.6	6/35	1 2	13 - -	19	33
16	JENNINGS Tony	1980/81	1	7	48 12	151 13	11.6	4/13	- 3	13 - -	22	14
17	TONKIN Andrew	2006/07	4	29	123.3 17	476 13	36.6	4/19	- 1	6 - -	57	6
18	BURROWS Mark	2016/17	1	2	21.1 9	41 12	3.4	6/8	1 1	0 - -	11	32
19	BROWNE Noel	2006/07	3	8	63.1 7	269 11	24.5	3/15	- 3	10 - -	34	15

## RUNS FROM EACH BATTING POSITION IN CAREER IN DIVISION 7

Player Name	Gam	Opener	No.3	No.4	No.5	No.6	No.7	No.8	No.9	No.10	No.11
PANSINI Angelo	16	373@187	322@ 46	44@ 15	-@ -	-@ -	-@ -	-@ -	-@ -	-@ -	-@ -
HARRIS Glenn	28	149@ 37	-@ -	455@ 33	19@ 19	85@ 43	-@ -	-@ -	-@ -	-@ -	-@ -
TONKIN Andrew	29	274@ 27	-@ -	39@ 20	62@ 10	142@ 71	-@ -	-@ -	6@ 6	-@ -	-@ -
PARHAM Trevor	13	488@ 54	-@ -	-@ -	-@ -	-@ -	-@ -	1@ 1	1@ 1	-@ -	-@ -
BELL Geoff	21	25@ 6	106@ 53	265@ 33	68@ 23	-@ -	-@ -	-@ -	18@ 18	1@ 1	-@ -
HUGHES Peter	13	388@ 35	-@ -	-@ -	-@ -	-@ -	-@ -	-@ -	-@ -	-@ -	-@ -
GIBBIE Dom	24	86@ 17	168@ 15	2@ 2	42@ 42	6@ 6	-@ -	6@ 6	-@ -	-@ -	-@ -
SMITH John	35	110@ 18	-@ -	5@ 5	-@ -	9@ 9	93@ 31	57@ 29	13@ 7	13@ 13	1@ 1
CORNELISSEN Jack	11	-@ -	25@ 25	-@ -	75@ 75	191@ 48	8@ 8	-@ -	-@ -	-@ -	-@ -
CRAIGIE Grant	13	52@ 52	79@ 16	20@ 20	130@ 33	-@ -	-@ -	-@ -	-@ -	-@ -	-@ -
MONAHAN Phil	13	280@ 23	-@ -	-@ -	-@ -	-@ -	-@ -	-@ -	-@ -	-@ -	-@ -
RUSSELL Nic	8	145@ 73	125@ 42	-@ -	-@ -	-@ -	-@ -	-@ -	-@ -	-@ -	-@ -
NOBLE Bob	10	4@ 4	189@ 27	12@ -	13@ 13	15@ 15	32@ 32	-@ -	-@ -	-@ -	-@ -
SMITH Tim	28	145@ 9	-@ -	-@ -	-@ -	-@ -	-@ -	59@ -	-@ -	-@ -	-@ -
CLARIDGE Daniel	25	-@ -	-@ -	21@ 7	104@ 17	26@ 13	10@ 10	11@ 11	16@ 16	-@ -	-@ -

**BEST BATTING/BOWLING ALLROUNDERS IN CAREER IN DIVISION 7**

Rank	Player Name	Debut	Yrs	Gam	Batting Runs Ave	Bowling Wkts Ave	COTY Points	ALLrnd Matches 50&5 40&4 30&3	Season 200&20
<b>300 RUNS &amp; 30 WICKETS</b>									
1	BELL Geoff	1980/81	3	21	483 25.4	39 12.4	1029	1 - -	1
2	SMITH John	1980/81	5	35	301 16.7	34 16.7	777	- - 1	-
<b>200 RUNS &amp; 20 WICKETS</b>									
3	PANSINI Angelo	2014/15	3	16	739 61.6	26 13.0	1103	1 - -	-
5	CORNELISSEN Jack	2015/16	1	11	299 42.7	28 7.5	691	- 1 -	1

**MOST WICKETKEEPING DISMISSALS IN CAREER IN DIVISION 7**

Rank	Player Name	Debut	Yrs	Gam	Games Kept	Dismissals Ct St	per Game	Innings 5w 4w 3w	20 in Season	Total Byes	Byes/ Game
1	FLAMANK Paul	2013/14	2	18	15	9 7	16	1.07 - - 2	-	37	2.47
2	MANOS George	1980/81	1	10	9	9 4	13	1.44 - - -	-	54	6.00
3	SMITH Tim	2014/15	3	28	12	10 3	13	1.08 - - 2	-	44	3.67
4	MARKS Greg	2014/15	2	13	9	5 6	11	1.22 - - 1	-	33	3.67
5	CAMPBELL Peter	1980/81	1	3	3	6 1	7	2.33 - - -	-	9	3.00
6	DEY Cameron	2006/07	1	7	4	6 1	7	1.75 - 1 -	-	20	5.00
7	HARRIS Glenn	2015/16	2	28	8	6 1	7	0.88 - - -	-	8	1.00

**ALL TIME BEST PARTNERSHIPS FOR EACH WICKET IN DIVISION 7**

Rank	Wkt	Runs	Player Names	GrDv	Opposition	Rnd	Year
1	1st	260*	PANSINI Angelo 212* & HUGHES Peter 40*	D 7	HAMILTON	2	2015/16
2	1st	211	HARRIS Glenn 126 & HUGHES Peter 125	D 7	WOODCROFT	FS	2015/16
3	1st	97	TONKIN Andrew 63 & SMITH Tim 25	C 7	SOUTH PARK	FS	2016/17
1	2nd	108	PARHAM Trevor 128 & MITSIOS Taz 58	C 7	SOUTH ROAD	2	2006/07
2	2nd	108	PARHAM Trevor 101 & BELL Geoff 51	C 7	NORTH HAVEN	7	2006/07
3	2nd	81	PANSINI Angelo 126 & MARTIN Anthony 21	C 7	PORT NOARLUNGA	5	2016/17
1	3rd	149	GIBBIE Dom 48 & HARRIS Glenn 172	C 7	KENILWORTH	3	2016/17
2	3rd	125*	CAMPBELL Peter 108* & NOBLE Bob 10*	B 7	PLYMPTON FOOTB	4	1980/81
3	3rd	94	SCHMIAUKE Marc 54 & BROOKER Christian 49	C 7	ICC SHARKS	12	2016/17
1	4th	101	LAMSHED Kym 46 & CRAIGIE Grant 75	D 7	SOUTH ROAD	7	2013/14
2	4th	96*	MANOS George 60* & SMITH John 62*	B 7	HECTORVILLE	10	1980/81
3	4th	92	GIBBIE Chris 63 & HARRIS Glenn 94	D 7	PLYMPTON FOOTB	3	2015/16
1	5th	79	TONKIN Andrew 20 & BARLEY James 103*	D 7	MITCHELL PARK	5	2014/15
2	5th	78	BROWN David F 39 & JORGENSEN Shane 31	C 7	ST GEORGE	3	2006/07
3	5th	72	HARRIS Glenn 172 & TYNSKI Simon 20*	C 7	KENILWORTH	3	2016/17
1	6th	63	BROWN David F 46 & WEBLEY Troy 20	C 7	SHEIDOW PARK	11	2006/07
2	6th	55	SWIFT Andrew 17 & TONKIN Braedon 48	D 7	NORTH HAVEN	10	2014/15
3	6th	53	BROWNE Noel 26 & FULLER Paul 29	D 7	SHEIDOW PARK	10	2013/14
1	7th	70	TYNSKI Simon 55 & SMITH John 20*	D 7	COVE	8	2015/16
2	7th	69	SMITH John 37 & BROWNE Noel 37	C 7	ST GEORGE	3	2006/07
3	7th	59	FLAMANK Paul 16 & TONKIN Andrew 121*	D 7	ST GEORGE	11	2013/14
1	8th	60	CORNELISSEN Jack 73 & SMITH Tim 21*	D 7	NORTH HAVEN	10	2015/16
2	8th	56	MOORE Jason 9 & TONKIN Andrew 121*	D 7	ST GEORGE	11	2013/14
3	8th	46	COX Andrew 3 & PAPAGALLO Frank 22	B 7	KARANA	11	1980/81
1	9th	66	BAILEY Kym 18 & PATMORE Dave 76	B 7	EASTWOOD	7	1980/81
2	9th	47	FLAMANK Paul 14 & BARLEY James 103*	D 7	MITCHELL PARK	5	2014/15
3	9th	38	REA Paul 30 & SMITH John 11*	D 7	SOUTHERN	6	2014/15
1	10th	25	MOORE Nick 8 & TONKIN Braedon 21*	D 7	SOUTHERN	6	2013/14
2	10th	21	WILLIAMS Scott 6 & SMITH John 21*	D 7	PLYMPTON FOOTB	5	2013/14
3	10th	21	BRYSON Brett 6 & CLARIDGE Daniel 16*	D 7	NORTH HAVEN	5	2015/16

**ALL TIME MOST RUNS IN A SEASON IN DIVISION 7**

Rank	Player Name	Ga	Inn	NO	Runs	Ave	Innings Hi	Scores 100>50>30>10 >0* 0	% Tm	% Cr	Strokes 6s 4s 1s	Year & Div
1	PARHAM Trevor	6	5	-	392	78.4	128	2 2 1 - - -	38	72	15 43 76	2006/07 7
2	HUGHES Peter	11	10	1	364	40.4	125	1 - 4 3 2 -	18	37	1 52 89	2015/16 7
3	CORNELISSEN Jack	11	8	1	299	42.7	88	- 3 - 4 1 -	15	55	9 33 60	2015/16 7
4	HARRIS Glenn	12	10	-	278	27.8	126	1 1 - 3 4 1	12	51	6 39 59	2015/16 7
5	NOBLE Bob	10	13	2	265	24.1	55	- 1 3 7 2 -	16	44	1 31 79	1980/81 7
6	TONKIN Andrew	11	10	2	259	32.4	121*	1 - 1 5 3 -	15	56	13 29 45	2013/14 7
7	BELL Geoff	10	12	-	249	20.8	64	- 1 1 7 2 1	14	55	4 31 75	1980/81 7
8	BELL Geoff	9	7	1	233	38.8	51	- 2 3 1 1 -	16	43	- 27 85	2006/07 7

**ALL TIME MOST WICKETS IN A SEASON IN DIVISION 7**

Rank	Player Name	Ga	In	Overs	Mdn	Runs	Wkts	Ave	Innings Best	Figures 6w 5w 4w 3w	Ba/ Wkt	Run/ Over	% Tm	Year & Div
1	BELL Geoff	10	14	161.1	34	433	38	11.4	6/33	1 1 4 2	25	2.7	30	1980/81 7
2	CORNELISSEN Jack	11	14	108.2	38	210	28	7.5	5/6	- 1 - 4	23	1.9	22	2015/16 7
3	BRYSON Brett	12	15	113.3	21	356	28	12.7	6/35	1 1 - 1	24	3.1	21	2015/16 7
4	PATMORE Dave	12	15	93	15	309	26	11.9	4/20	- - 1 2	21	3.3	17	1980/81 7
5	WILKIN Anthony	10	8	91.1	21	243	20	12.2	5/21	- 2 1 2	27	2.7	30	2013/14 7
6	PAPAGALLO Frank	4	6	60.1	19	173	18	9.6	7/19	1 - 1 2	20	2.9	44	1980/81 7
7	SMITH John	9	8	65.3	13	233	18	12.9	3/9	- - - 3	22	3.6	27	2006/07 7
8	BROWN David F	8	7	98	22	274	18	15.2	5/34	- 1 - 3	33	2.8	27	2006/07 7

## DIVISION 8 RECORDS

## MOST GAMES PLAYED IN CAREER IN DIVISION 8

Rank	Player Name	Gam	Grades D	Won-Lost	%Won	Captaincy Games	%Won
1	CRAIGIE Grant	13	13	8- 4	65	-	-
2	WILSON Gary	13	13	7- 5	58	-	-
3	CONROY Jason	12	12	7- 5	58	12	58
4	CONLEY Andrew	12	12	6- 5	54	-	-
5	WILKIN Anthony	11	11	7- 3	68	-	-
6	GREEN Anthony	11	11	6- 4	59	2	75

## MOST RUNS MADE IN CAREER IN DIVISION 8

Rank	Player Name	Gam	Inn	NO	Runs	Ave	Innings Hi	Scores 100	50	30	0	100 Min	Pshps 100	% Tm	% Cr	
1	WILSON Gary	13	11	3	450	56.3	105*	1	3	2	-	2	2	1	24	66
2	CRAIGIE Grant	13	11	-	312	28.4	68	-	2	2	-	-	1	3	17	53
3	MONAHAN Phil	10	9	-	244	27.1	73	-	2	2	2	2	2	2	15	43
4	CONLEY Andrew	12	9	-	178	19.8	75	-	1	1	1	1	-	3	11	39
5	JELBERT Curtis	2	2	-	173	86.5	114	1	1	-	-	1	1	1	35	60
6	GIBBIE Dom	9	7	1	115	19.2	44	-	-	1	-	2	-	1	9	34
7	TONKIN Andrew	8	7	1	69	11.5	17	-	-	-	1	-	-	-	5	52
8	GREEN Anthony	11	7	3	48	12.0	23*	-	-	-	2	-	-	1	4	34

## MOST WICKETS TAKEN IN CAREER IN DIVISION 8

Rank	Player Name	Gam	Overs	Mdn	Runs	Wkts	Ave	Innings Best	Fig 5w 3w	Ba/ Wkt	% Tm
1	GREEN Anthony	11	87.5	13	279	15	18.6	4/24	- 2	35	22
2	WILKIN Anthony	11	91	32	167	12	13.9	4/10	- 1	46	17
3	SMITH John	7	49	4	166	11	15.1	4/29	- 2	27	23
4	WOODIFIELD Andrew	10	48.2	6	211	11	19.2	2/15	- -	26	18
5	MASON Steve	9	41.1	3	153	9	17.0	4/30	- 1	27	19
6	CONROY Jason	12	41	6	192	6	32.0	3/12	- 1	41	7
7	HUCKSTEPP Craig	2	17	3	61	5	12.2	3/30	- 1	20	22
8	CROUCH Jack	7	24	2	140	5	28.0	2/30	- -	29	9

## RUNS FROM EACH BATTING POSITION IN CAREER IN DIVISION 8

Player Name	Gam	Opener	No.3	No.4	No.5	No.6	No.7	No.8	No.9	No.10	No.11
WILSON Gary	13	66@ 66	199@199	61@ 15	124@ 62	-@ -	-@ -	-@ -	-@ -	-@ -	-@ -
CRAIGIE Grant	13	-@ -	145@ 36	167@ 24	-@ -	-@ -	-@ -	-@ -	-@ -	-@ -	-@ -
MONAHAN Phil	10	244@ 27	-@ -	-@ -	-@ -	-@ -	-@ -	-@ -	-@ -	-@ -	-@ -
CONLEY Andrew	12	178@ 20	-@ -	-@ -	-@ -	-@ -	-@ -	-@ -	-@ -	-@ -	-@ -
JELBERT Curtis	2	-@ -	173@ 87	-@ -	-@ -	-@ -	-@ -	-@ -	-@ -	-@ -	-@ -
GIBBIE Dom	9	47@ 24	55@ 18	-@ -	5@ -	-@ -	8@ 8	-@ -	-@ -	-@ -	-@ -
TONKIN Andrew	8	-@ -	-@ -	-@ -	1@ 1	55@ 14	13@ 13	-@ -	-@ -	-@ -	-@ -
GREEN Anthony	11	-@ -	-@ -	-@ -	-@ -	41@ 41	3@ 3	4@ 2	-@ -	-@ -	-@ -

## MOST WICKETKEEPING DISMISSALS IN CAREER IN DIVISION 8

Rank	Player Name	Gam	Games Kept	Dismissals Ct St	Total	per Game	Innings 5w 4w 3w	Total Byes	Byes/ Game
1	FULLER Paul	6	5	5 3	8	1.60	- 2 -	3	0.60

## ALL TIME BEST PARTNERSHIPS FOR EACH WICKET IN DIVISION 8

Wkt	Runs	Player Names	GrDv	Opposition	Rnd	Year
1st	145	WILSON Gary 66 & MONAHAN Phil 58	D 8	COROMANDEL RAM	6	2016/17
2nd	184	MONAHAN Phil 73 & JELBERT Curtis 114	D 8	COVE	3	2016/17
3rd	106	CRAIGIE Grant 44 & WILSON Gary 105*	D 8	SHEIDOW PARK	11	2016/17
4th	25*	GIBBIE Dom 5* & WILSON Gary 105*	D 8	SHEIDOW PARK	11	2016/17
5th	64	CRAIGIE Grant 60 & GREEN Anthony 23*	D 8	COROMANDEL RAM	14	2016/17
6th	41	CONROY Jason 2 & WILSON Gary 81*	D 8	COVE	3	2016/17
7th	16	SMITH John 6 & WOODIFIELD Andrew 7	D 8	COVE	10	2016/17
8th	29	CONROY Jason 8 & WOODIFIELD Andrew 22	D 8	MORPHETTVILLE	9	2016/17
9th	15	CROUCH Jack 11 & CRAIGIE Tyson 5*	D 8	COVE	10	2016/17
10th	9	WILKIN Anthony 5 & SMITH John 6*	D 8	MORPHETTVILLE	9	2016/17

## ALL TIME MOST RUNS IN A SEASON IN DIVISION 8

Rank	Player Name	Ga	Inn	NO	Runs	Ave	Innings Hi	Scores 100>50>30>10>0*	% Tm	% Cr	Strokes 6s 4s 1s	Year & Div
1	WILSON Gary	13	11	3	450	56.3	105*	1 3 2 2 3	-	24	66 35 35 64	2016/17 8
2	CRAIGIE Grant	13	11	-	312	28.4	68	- 2 2 4 3	-	17	53 10 34 79	2016/17 8
3	MONAHAN Phil	10	9	-	244	27.1	73	- 2 2 2 1	2	15	43 9 27 60	2016/17 8

## ALL TIME MOST WICKETS IN A SEASON IN DIVISION 8

Rank	Player Name	Ga	In	Overs	Mdn	Runs	Wkts	Ave	Innings Best	Figures 6w 5w 4w 3w	Ba/ Wkt	Run/ Over	% Tm	Year & Div
1	GREEN Anthony	11	10	87.5	13	279	15	18.6	4/24	- - 2 -	35	3.2	22	2016/17 8
2	WILKIN Anthony	11	10	91	32	167	12	13.9	4/10	- - 1 -	46	1.8	17	2016/17 8
3	SMITH John	7	7	49	4	166	11	15.1	4/29	- - 2 -	27	3.4	23	2016/17 8
4	WOODIFIELD Andrew	10	8	48.2	6	211	11	19.2	2/15	- - - -	26	4.4	18	2016/17 8

**OPPOSITION RECORDS****MOST RUNS & WICKETS IN CAREER V. COROMANDEL**

		MOST RUNS																				
Rank		Player Name	Debut	Yrs	Gam	Inn	NO	Runs	Ave	Innings	Scores	100	SeasonAgg	Pshps	%	%						
										Hi	100	50	30	0	Min	Hi	300	200	100	50	0	Tm
1		PARHAM Trevor	1979/80	18	21	21	-	542	25.8	84	-	3	5	1	2	94	-	-	-	6	15	50
2		CONLEY Andrew	1989/90	19	21	21	4	520	30.6	69	-	3	4	1	6	90	-	-	-	6	14	46
3		WILLIAMS Mark	1989/90	12	13	13	3	407	40.7	63	-	4	2	1	3	67	-	-	-	4	15	53
4		CRAIGIE Grant	1985/86	15	16	16	3	403	31.0	107	1	1	3	2	1	107	-	-	-	6	15	50
5		HODGE Andrew	1984/85	13	14	14	2	368	30.7	85	-	2	3	1	3	87	-	-	-	1	3	14
6		WILLIAMS John	1984/85	13	15	15	3	349	29.1	76	-	2	-	-	4	99	-	-	-	2	3	13
7		EDWARDS Rob	1985/86	13	13	14	-	307	21.9	64	-	1	2	-	2	64	-	-	-	5	13	46
8		HUGHES Peter	1985/86	18	18	17	1	303	18.9	107	1	-	1	-	1	107	-	-	-	1	1	10
9		SCHULTZ Kristian	1998/99	14	14	16	-	288	18.0	57	-	1	4	1	3	57	-	-	-	3	12	44
10		PALMER Dave	1996/97	15	18	20	-	262	13.1	58	-	2	2	3	4	72	-	-	-	4	9	37
11		GIBBIE John	1992/93	4	5	5	1	261	65.3	109	1	1	1	-	1	178	-	-	-	1	2	20
12		BELL Geoff	1984/85	15	16	15	6	259	28.8	50*	-	1	2	1	1	50	-	-	-	3	8	38
13		DAVIDSON Phil	1995/96	13	13	14	4	255	25.5	67*	-	1	3	1	-	74	-	-	-	2	11	52
14		CONROY Brian	1981/82	6	6	7	-	254	36.3	90	-	2	1	-	-	90	-	-	-	1	1	18
15		BURNETT Bill	1985/86	11	14	12	1	254	23.1	57*	-	2	2	-	3	64	-	-	-	1	3	9

Rank	MOST WICKETS Player Name	Debut	Yrs	Gam	Overs	Mdn	Runs	Wkts	Ave	Innings Best	Fig 5w 3w	SeasonAgg Hi 25 15	Ba/ Wkt	% Tm			
1	WILKIN Anthony	1991/92	18	20	278.4	83	600	50	12.0	6/10	1 9	9 - -	33	27			
2	WILLIAMS John	1984/85	13	15	206.3	53	514	33	15.6	6/34	2 3	6 - -	38	22			
3	MARSHALL Ashley	1996/97	10	11	106	27	296	32	9.3	6/6	2 4	8 - -	20	30			
4	BELL Geoff	1984/85	15	16	143.1	35	375	27	13.9	4/28	- 4	6 - -	32	18			
5	BROWNE Noel	1990/91	8	11	142.5	23	405	22	18.4	5/41	1 2	7 - -	39	19			
6	COOMBE Peter A	1985/86	6	7	97	6	413	21	19.7	6/82	2 2	7 - -	28	36			
7	SMITH John	1981/82	17	19	136	15	443	21	21.1	5/22	1 3	5 - -	39	13			
8	BRAMMY Simon	1994/95	9	10	124.4	29	269	20	13.5	4/12	- 2	5 - -	37	15			

**MOST RUNS & WICKETS IN CAREER V. COROMANDEL RAMBLERS**

	MOST RUNS																						
Rank	Player	Name	Debut	Yrs	Gam	Inn	NO	Runs	Ave	Innings	Scores	100	SeasonAgg	Pshps	%	%							
										Hi	100	50	30	0	Min	Hi	300	200	100	50	0	Tm	Cr
1	CONLEY	Andrew	1989/90	21	22	25	3	651	29.6	120*	2	1	3	-	8	120	-	-	-	2	4	17	50
2	PARHAM	Trevor	1979/80	17	18	18	1	397	23.4	92	-	3	1	1	5	92	-	-	-	1	5	13	49
3	HODGE	Andrew	1979/80	12	13	13	3	377	37.7	100*	1	1	3	2	1	100	-	-	-	1	4	15	54
4	BURNETT	Bill	1981/82	12	13	14	2	367	30.6	88*	-	2	3	-	5	88	-	-	-	5	18	45	
5	HUGHES	Peter	1989/90	15	16	15	-	343	22.9	78	-	1	5	3	1	78	-	-	-	1	3	11	52
6	GIBBIE	Dom	1991/92	14	15	15	4	316	28.7	115*	1	-	4	1	4	115	-	-	-	1	4	12	36
7	CRAIGIE	Grant	1987/88	15	16	18	3	310	20.7	60	-	1	1	1	-	75	-	-	-	4	11	51	
8	DAVIDSON	Phil	1996/97	12	14	15	2	283	21.8	81*	-	2	1	-	1	81	-	-	-	1	3	11	47
9	GIBBIE	Mick	1991/92	9	10	11	1	263	26.3	61	-	1	4	1	4	61	-	-	-	2	15	50	
10	WILLIAMS	John	1984/85	11	12	12	2	234	23.4	108*	1	-	-	1	-	108	-	-	-	1	-	12	49
11	SCHULTZ	Kristian	1998/99	12	13	14	1	221	17.0	66	-	1	2	2	1	66	-	-	-	3	9	44	
12	PANSINI	Angelo	2013/14	2	2	2	-	210	105.0	146	1	1	-	-	1	146	-	-	-	2	53	69	
13	COOMBE	Peter A	1983/84	10	10	10	4	205	34.2	51*	-	1	3	1	1	51	-	-	-	5	12	41	
14	EDWARDS	Rob	1983/84	11	11	10	1	205	22.8	67	-	1	2	-	2	67	-	-	-	3	11	41	

Rank	MOST WICKETS Player Name	Debut	Yrs	Gam	Overs	Mdn	Runs	Wkts	Ave	Innings Best	Fig 5w 3w	SeasonAgg Hi 25 15	Ba/ Wkt	% Tm			
1	WILKIN Anthony	1991/92	17	19	239	75	620	36	17.2	5/42	2 6	5 - -	40	21			
2	COOMBE Peter A	1983/84	10	10	102	11	367	31	11.8	5/25	3 3	5 - -	20	30			
3	GIBBIE John	1993/94	4	6	100.3	27	238	30	7.9	7/37	5 -	11 - -	20	43			
4	WILLIAMS John	1984/85	11	12	164.4	44	390	25	15.6	6/36	1 4	6 - -	40	25			
5	WILLIAMS Scott	1983/84	13	13	150.1	26	456	23	19.8	3/22	- 3	4 - -	39	17			
6	BELL Geoff	1981/82	10	11	120.3	27	243	22	11.0	6/21	2 1	8 - -	33	18			
7	BURTENSHAW Dave	1998/99	6	6	87.4	18	222	21	10.6	5/18	1 2	7 - -	25	30			
8	SIDON Brendon	2000/01	7	7	108.2	24	282	21	13.4	4/28	- 5	5 - -	31	25			

**MOST RUNS & WICKETS IN CAREER V. GLENELG ANA**

		MOST RUNS								Innings		Scores		100	SeasonAgg	Pshps	%	%			
Rank	Player Name	Debut	Yrs	Gam	Inn	NO	Runs	Ave	Hi	100	50	30	0	Min	Hi	300	200	100	50	Tm	Cr
1	SCHULTZ Kristian	1998/99	11	12	14	1	298	22.9	64	-	1	4	-	2	64	-	-	-	5	12	38
2	O'CONNELL Lachlan	1999/00	5	5	5	-	233	46.6	104	1	1	1	-	1	104	-	-	-	2	25	68
3	CONLEY Andrew	1997/98	10	10	9	-	230	25.6	56	-	2	2	1	4	56	-	-	-	3	12	41
4	ALSOP Greg	1999/00	7	7	7	-	200	28.6	54	-	1	2	-	-	54	-	-	-	2	14	51
5	DAVIDSON Phil	1998/99	9	9	9	-	148	16.4	48	-	-	1	-	1	48	-	-	-	2	8	55
6	DENIET Josh	2014/15	2	3	4	2	123	61.5	67*	-	1	1	-	1	67	-	-	-	1	20	58
7	HUGHES Peter	1998/99	7	7	8	-	122	15.3	59	-	1	1	2	1	59	-	-	-	-	9	52
8	TEMBY Paul	2003/04	4	4	4	1	116	38.7	45	-	-	2	-	-	45	-	-	-	1	14	74
9	BELSAK Andrew	2015/16	1	2	3	-	115	38.3	50	-	1	1	-	-	115	-	-	-	1	25	71
10	GIBBIE Mick	1996/97	2	2	3	-	111	37.0	84	-	1	-	-	1	84	-	-	-	2	27	48
11	KING Russell	1999/00	2	2	2	-	107	53.5	82	-	1	-	-	1	82	-	-	-	-	23	52
12	BURNETT Bill	1997/98	1	1	1	1	106	-	106*	1	-	-	-	1	106	-	-	-	1	48	66
13	MARSHALL Ashley	2005/06	5	5	7	1	91	15.2	28	-	-	-	-	1	40	-	-	-	1	11	32
14	BURTENSHAW Dave	1997/98	6	6	6	3	75	25.0	24	-	-	-	1	1	24	-	-	-	2	6	27
15	BALYM Anton	2014/15	2	3	4	-	75	18.8	46	-	-	1	-	-	61	-	-	-	1	12	45

										Innings			SeasonAgg			Ba/	%
Rank	MOST WICKETS Player Name	Debut	Yrs	Gam	Overs	Mdn	Runs	Wkts	Ave	Best	5w	3w	Hi	25	15	Wkt	Tm
1	WILKIN Anthony	1999/00	4	4	68.2	11	198	18	11.0	5/28	3	1	5	-	-	23	45
2	DENIET Scott	2001/02	5	5	70	15	240	14	17.1	4/26	-	3	4	-	-	30	41
3	BURTENSHAW Dave	1997/98	6	6	59.3	10	187	10	18.7	2/20	-	-	2	-	-	36	20
4	MARSHALL Ashley	2005/06	5	5	54.5	9	191	9	21.2	4/22	-	1	4	-	-	37	21
5	GIBBIE Mick	1996/97	2	2	25.3	7	56	7	8.0	5/56	1	-	5	-	-	22	32
6	SCHULTZ Kristian	1998/99	11	12	42	4	151	7	21.6	3/57	-	1	5	-	-	36	8
7	SMITH Dave	2003/04	2	2	35	3	144	6	24.0	5/59	1	-	5	-	-	35	43

## MOST RUNS MADE IN CAREER V. ICC SHARKS

Rank	MOST RUNS Player Name	Debut	Yrs	Gam	Inn	NO	Runs	Ave	Innings Hi	Scores 100 50 30 0	100 Min	SeasonAgg Hi 300200	Pshps 10050	% Tm	% Cr
1	CONLEY Andrew	1998/99	16	19	22	4	707	39.3	126	1 4 3 2	7	148	- -	2 7	19 48
2	SCHULTZ Kristian	1997/98	19	23	24	1	595	25.9	59	- 5 3 1	7	68	- -	2 6	14 41
3	GIBBIE Dom	1996/97	13	18	18	1	500	29.4	140	1 2 2 1	5	157	- -	2 6	15 40
4	TONKIN Andrew	2002/03	11	14	15	2	355	27.3	105	1 1 - 1	1	105	- -	1 1	15 61
5	DAVIDSON Phil	1997/98	14	16	17	1	331	20.7	56	- 1 5 2	2	87	- -	- 4	12 53
6	PALMER Dave	1997/98	10	12	13	3	326	32.6	71*	- 3 1 1	3	71	- -	2 2	17 45
7	HUGHES Peter	1997/98	15	20	20	3	298	17.5	62	- 1 3 2	2	62	- -	- 3	9 47
8	HODGE Andrew	2000/01	5	6	8	1	279	39.9	93	- 2 1 -	2	98	- -	- 5	23 49
9	EDWARDS Rob	1995/96	8	10	11	1	278	27.8	113	1 1 1 1	2	119	- -	1 5	13 44
10	DEY Richard	1996/97	14	18	18	2	252	15.8	70	- 1 - 2	2	70	- -	- 2	8 40
11	PARHAM Trevor	1996/97	11	15	17	2	229	15.3	53	- 1 - 2	2	90	- -	- 2	8 42
12	HUXTABLE Andrew	1995/96	9	10	10	1	228	25.3	66	- 2 1 1	2	66	- -	- 4	13 40
13	ALSOP Greg	1997/98	8	9	10	-	221	22.1	64	- 1 1 -	1	64	- -	1 2	13 49
14	CRAIGIE Grant	1996/97	10	12	9	-	197	21.9	97	- 2 - 2	1	97	- -	- 4	11 45
15	WILLIAMS Mark	1999/00	4	4	5	1	194	48.5	79	- 2 1 -	2	79	- -	2 -	19 49

Rank	MOST WICKETS Player Name	Debut	Yrs	Gam	Overs	Mdn	Runs	Wkts	Ave	Innings Best	Fig 5w 3w	SeasonAgg Hi 25 15	Ba/ Wkt	% Tm
1	SMITH John	1995/96	12	16	180.1	33	637	50	12.7	7/68	3 6	11 - -	22	35
2	WILKIN Anthony	1997/98	12	14	166	49	393	34	11.6	5/38	1 3	6 - -	29	26
3	TONKIN Andrew	2002/03	11	14	87	12	311	25	12.4	5/28	2 2	7 - -	21	21
4	MARSHALL Ashley	2001/02	12	13	129	16	487	20	24.4	4/30	- 2 5	- -	39	20
5	WILLIAMS Scott	1997/98	9	10	102.3	17	316	19	16.6	6/29	1 3	6 - -	32	18
6	BROWN David F	1997/98	10	12	119.5	14	434	18	24.1	4/38	- 2 4	- -	40	20
7	WILLIAMS Rowan	2011/12	5	8	104	27	305	15	20.3	4/21	- 2 5	- -	42	34
8	SIDON Brendon	2000/01	9	9	93.4	16	328	12	27.3	4/23	- 2 4	- -	47	15

## MOST RUNS MADE IN CAREER V. KENILWORTH

Rank	MOST RUNS Player Name	Debut	Yrs	Gam	Inn	NO	Runs	Ave	Innings Hi	Scores 100 50 30 0	100 Min	SeasonAgg Hi 300200	Pshps 10050	% Tm	% Cr
1	CONROY Brian	1981/82	6	7	7	1	553	92.2	153*	1 5 - -	-	153	- -	2 5	28 71
2	EDWARDS Rob	1982/83	17	19	19	1	536	29.8	86*	- 1 10 1	5	86	- -	1 8	13 45
3	HODGE Andrew	1979/80	13	13	14	5	519	57.7	125*	2 2 1 1	4	125	- -	2 4	19 50
4	PARHAM Trevor	1979/80	17	18	19	1	465	25.8	108*	1 1 2 3	1	108	- -	2 4	12 51
5	BELL Geoff	1980/81	14	15	13	3	346	34.6	81	- 3 2 1	5	81	- -	1 6	13 41
6	HUGHES Peter	1985/86	14	16	16	1	286	19.1	71	- 1 3 1	-	73	- -	2 1	8 48
7	GIBBIE Mick	1994/95	6	7	8	1	278	39.7	98	- 2 2 -	3	130	- -	1 4	18 52
8	TEMBY Paul	2000/01	8	9	9	1	233	29.1	78*	- 2 1 2	1	78	- -	1 1	15 54
9	SMITH John	1982/83	11	12	11	4	229	32.7	100*	1 - 1 -	2	100	- -	1 4	10 34
10	BURNETT Tom	1979/80	10	10	10	1	229	25.4	100*	1 - - -	2	100	- -	1 2	12 39
11	CRAIGIE Grant	1985/86	11	12	12	-	228	19.0	76	- 1 2 1	-	76	- -	- 3	9 49
12	CONLEY Andrew	1991/92	5	5	5	-	208	41.6	82	- 3 - 2	2	82	- -	2 1	18 48
13	MARSHALL Ashley	1996/97	10	13	10	1	198	22.0	45*	- - 3 1	-	68	- -	- 4	9 48
14	HARRIS Glenn	2016/17	1	2	2	-	186	93.0	172	1 - - -	1	186	- -	1 1	43 66
15	DALY Mick	1981/82	5	6	6	1	180	36.0	49*	- - 3 -	-	52	- -	- 3	12 53

Rank	MOST WICKETS Player Name	Debut	Yrs	Gam	Overs	Mdn	Runs	Wkts	Ave	Innings Best	Fig 5w 3w	SeasonAgg Hi 25 15	Ba/ Wkt	% Tm
1	BROWN Mike	1985/86	7	8	83	19	246	19	12.9	6/51	1 1	8 - -	26	24
2	CRAIGIE Grant	1985/86	11	12	102.4	18	372	19	19.6	5/21	1 2	6 - -	32	18
3	GIBBIE John	1991/92	7	7	72.5	9	219	18	12.2	4/58	- 4 4	- -	24	25
4	MAZURKE Danny	1981/82	4	5	84.4	22	223	17	13.1	5/44	1 2	6 - -	30	26
5	HUCKSTEPP Craig	1990/91	7	8	89.2	18	264	17	15.5	4/49	- 4 6	- -	32	22
6	WILLCOX Steve	1989/90	6	8	97	18	280	17	16.5	5/30	1 1	8 - -	34	22
7	BROWN David F	1995/96	11	13	100	31	221	16	13.8	3/12	- 3 3	- -	38	18
8	SMITH John	1982/83	11	12	115	35	265	16	16.6	6/66	1 1	6 - -	43	17
9	BELL Geoff	1980/81	14	15	130	23	379	16	23.7	3/27	- 1 3	- -	49	13

## MOST RUNS MADE IN CAREER V. KESWICK

Rank	MOST RUNS Player Name	Debut	Yrs	Gam	Inn	NO	Runs	Ave	Innings Hi	Scores 100 50 30 0	100 Min	SeasonAgg Hi 300200	Pshps 10050	% Tm	% Cr
1	HUGHES Peter	1987/88	24	31	30	2	655	23.4	107*	1 3 3 4	4	107	- -	1 8	12 51
2	PARHAM Trevor	1980/81	21	23	21	-	642	30.6	100	1 4 4 1	7	100	- -	1 6	16 49
3	EDWARDS Rob	1982/83	17	19	19	1	523	29.1	102	1 2 6 2	6	102	- -	2 5	15 42
4	SCHULTZ Kristian	1998/99	17	20	18	5	444	34.2	59*	- 4 3 2	3	85	- -	1 7	13 40
5	ALSOP Greg	1998/99	8	8	9	1	424	53.0	106	2 - 4 -	2	106	- -	1 5	26 58
6	GIBBIE Dom	1991/92	16	21	18	-	419	23.3	66	- 1 4 -	5	66	- -	- 5	12 42
7	HODGE Andrew	1980/81	14	14	15	2	388	29.8	116	2 1 1 2	2	116	- -	1 3	14 48
8	CONLEY Andrew	1988/89	19	21	20	1	353	18.6	124*	1 - 1 4	3	124	- -	- 6	11 41
9	WILLIAMS John	1984/85	14	15	15	2	348	26.8	88	- 1 6 2	5	88	- -	- 5	13 43
10	FORSTER Tony	1985/86	12	13	13	4	339	37.7	80	- 2 2 -	3	80	- -	- 5	14 54
11	WILLIAMS Mark	1988/89	12	13	13	-	330	25.4	90	- 2 3 1	4	90	- -	- 3	15 51
12	TEMBY Paul	2000/01	14	18	15	2	321	24.7	138	1 1 1 1	1	142	- -	- 5	10 63
13	DEY Richard	1993/94	14	19	18	1	263	15.5	79	- 1 2 4	1	79	- -	1 1	8 50
14	LIPSETT Wes	2009/10	5	6	5	-	256	51.2	69	- 4 - -	4	131	- -	3 1	25 44
15	BURNETT Bill	1980/81	14	14	14	1	250	19.2	46*	- - 3 2	1	46	- -	1 2	10 46

Rank	MOST WICKETS Player Name	Debut	Yrs	Gam	Overs	Mdn	Runs	Wkts	Ave	Innings Best	Fig 5w 3w	SeasonAgg Hi 25 15	Ba/ Wkt	% Tm
1	WILKIN Anthony	1991/92	16	19	295.2	76	683	38	18.0	6/35	2 5	9 - -	47	23
2	COOMBE Peter A	1982/83	9	9	107.1	16	353	30	11.8	9/61	2 3	9 - -	21	33
3	WILLIAMS John	1984/85	14	15	223.3	51	529	28	18.9	3/12	- 5 4	- -	48	20
4	WILLIAMS Scott	1983/84	15	17	206.2	56	508	27	18.8	4/28	- 5 4	- -	46	17
5	BROWNE Noel	1990/91	9	11	128.2	10	549	22	25.0	7/89	1 2	9 - -	35	24
6	CONLEY Andrew	1988/89	19	21	128	12	435	21	20.7	4/58	- 3 8	- -	37	12
7	HUCKSTEPP Craig	1989/90	10	12	112	20	301	20	15.1	5/10	1 1	6 - -	34	17
8	BELL Geoff	1980/81	12	13	112	29	219	19	11.5	4/18	- 2 4	- -	35	15



**MOST RUNS MADE IN CAREER V. MITCHELL PARK**

	MOST RUNS		Debut	Yrs	Gam	Inn	NO	Runs	Ave	Innings	Scores				100	SeasonAgg	Pshps	%Tm	%Cr			
Rank	Player	Name									Hi	100	50	30						0	Hi	300
1	BURNETT	Bill	1983/84	12	12	12	1	516	46.9	153	1	3	4	-	4	153	-	-	2	3	23	53
2	HUGHES	Peter	1986/87	22	28	28	3	438	17.5	57	-	1	4	-	3	57	-	-	5	9	45	45
3	PARHAM	Trevor	1979/80	22	24	22	3	422	22.2	77*	-	3	3	2	5	77	-	-	6	11	52	61
4	TEMBY	Paul	2000/01	10	12	12	2	403	40.3	134	1	1	2	-	1	134	-	-	1	2	20	64
5	BELL	Geoff	1980/81	21	24	19	5	398	28.4	102*	1	2	3	3	3	105	-	-	1	1	11	46
6	CRAIGIE	Grant	1986/87	19	23	20	5	398	26.5	62*	-	1	4	1	-	76	-	-	6	11	46	46
7	BURNETT	Tom	1979/80	11	12	13	4	356	39.6	63*	-	2	3	-	5	63	-	-	8	17	32	32
8	HODGE	Andrew	1979/80	13	13	14	2	342	28.5	91	-	1	3	1	3	91	-	-	6	15	48	48
9	GIBBIE	Dom	1991/92	13	17	13	1	321	26.8	72	-	2	2	-	3	72	-	-	1	5	10	41
10	EDWARDS	Rob	1983/84	14	15	15	2	313	24.1	81*	-	1	3	1	2	81	-	-	3	11	54	54
11	GIBBIE	Mick	1991/92	7	8	8	-	271	33.9	93	-	2	2	1	4	93	-	-	1	5	17	42
12	HARRISON	Graham	1988/89	6	6	6	1	252	50.4	62	-	3	1	-	1	62	-	-	3	21	59	59
13	CONLEY	Andrew	1988/89	20	21	20	-	248	12.4	39	-	-	2	3	1	46	-	-	3	7	46	46
14	PANSINI	Angelo	2013/14	4	6	6	1	228	45.6	110*	1	1	-	-	-	115	-	-	2	22	66	66
15	DEY	Richard	1994/95	11	15	15	1	223	15.9	58	-	1	1	1	-	58	-	-	2	9	42	42

	MOST WICKETS		Debut	Yrs	Gam	Overs	Mdn	Runs	Wkts	Ave	Innings			Fig	SeasonAgg	Ba/Wkt	%Tm
Rank	Player	Name									Best	5w	3w				
1	WILKIN	Anthony	1991/92	16	20	248.3	57	614	40	15.4	7/56	3	3	9	-	37	26
2	SMITH	John	1980/81	15	17	126.5	17	515	30	17.2	5/65	1	4	7	-	25	18
3	MARSHALL	Ashley	1997/98	12	14	119.1	31	372	26	14.3	5/9	2	2	7	-	28	22
4	BROWNE	Noel	1991/92	11	13	131.4	13	530	24	22.1	5/39	2	2	9	-	33	21
5	WILLIAMS	John	1985/86	12	12	156.3	36	379	23	16.5	3/11	-	4	3	-	41	21
6	BELL	Geoff	1980/81	21	24	159.1	41	423	23	18.4	5/20	1	3	6	-	42	11
7	CONLEY	Andrew	1988/89	20	21	92.2	12	337	22	15.3	5/15	1	2	5	-	25	12
8	CRAIGIE	Grant	1986/87	19	23	116.5	24	379	21	18.0	4/27	-	3	4	-	33	10

**MOST RUNS MADE IN CAREER V. MORPHETTVILLE PARK / ST MARKS / M.P.S.M.**

	MOST RUNS																					
Rank	Player Name	Debut	Yrs	Gam	Inn	NO	Runs	Ave	Innings	Scores	100	SeasonAgg	Pshps	%	%@							
									Hi	100	50	30	0	Min	Hi	300	200	100	50	Tm	Cr	
1	SCHULTZ Kristian	1998/99	18	21	23	3	409	20.5	85	-	2	3	4	2	91	-	-	-	6	11	45	
2	DAVIDSON Phil	1993/94	12	14	14	1	318	24.5	73*	-	2	3	3	4	73	-	-	2	2	13	44	
3	CONLEY Andrew	1992/93	15	17	20	2	317	17.6	66	-	1	3	2	2	66	-	-	1	1	12	48	
4	CRAIGIE Grant	1986/87	10	14	15	2	287	22.1	82	-	2	1	1	1	82	-	-	3	14	48	48	
5	ALSOP Greg	1999/00	6	7	9	2	268	38.3	118	1	1	-	2	1	191	-	-	1	3	22	56	
6	HUGHES Peter	1986/87	15	18	19	1	264	14.7	58	-	1	2	3	2	61	-	-	4	10	48	48	
7	DEY Richard	2000/01	9	13	12	1	228	20.7	64	-	2	-	1	2	90	-	-	-	11	48	48	
8	O'CONNELL Lachlan	1999/00	5	5	5	-	226	45.2	146	1	1	-	1	1	146	-	-	1	1	29	75	
9	GIBBIE Mick	1992/93	6	6	7	1	212	35.3	68	-	1	1	-	1	96	-	-	1	2	22	51	
10	BODEN Nick	2013/14	3	4	4	-	208	52.0	87	-	3	-	-	3	149	-	-	2	26	45	45	
11	GIBBIE Dom	1991/92	12	13	14	2	191	15.9	50*	-	1	1	2	3	50	-	-	4	9	33	33	
12	LIPSETT Wes	2010/11	5	5	4	-	183	45.8	79	-	2	-	-	1	79	-	-	1	1	20	53	
13	TEMBY Paul	2003/04	11	13	13	1	181	15.1	56	-	1	1	1	-	56	-	-	1	8	61	61	
14	WILLIAMS Mark	1988/89	10	10	11	1	177	17.7	89	-	1	1	-	1	89	-	-	1	-	12	52	
15	HODGE Andrew	1984/85	7	7	7	1	174	29.0	52	-	1	2	-	1	52	-	-	-	14	51	51	

	MOST WICKETS																					
Rank	Player Name	Debut	Yrs	Gam	Overs	Mdn	Runs	Wkts	Ave	Innings	Fig	Best	5w	3w	SeasonAgg	Hi	25	15	Ba/Wkt	%	%@	
1	WILKIN Anthony	1991/92	16	17	198.3	52	589	32	18.4	6/32	2	3	6	-	37	-	-	37	26	26	26	
2	MARSHALL Ashley	2001/02	10	11	108.5	23	354	25	14.2	4/17	-	6	5	-	26	-	-	26	28	28	28	
3	DENIET Scott	2001/02	7	8	96.4	24	306	19	16.1	4/52	-	4	5	-	31	-	-	31	26	26	26	
4	BELL Geoff	1986/87	12	12	94.2	22	251	18	13.9	4/29	-	1	4	-	31	-	-	31	20	20	20	
5	WILLIAMS Scott	1984/85	9	9	98.3	20	243	17	14.3	4/33	-	3	4	-	35	-	-	35	24	24	24	
6	HUCKSTEPP Craig	1992/93	7	7	60	16	145	15	9.7	6/27	1	1	7	-	24	-	-	24	24	24	24	
7	DENIET Josh	2008/09	6	7	70	14	248	14	17.7	4/75	-	3	4	-	30	-	-	30	24	24	24	
8	BROWNE Noel	1992/93	10	10	72.3	7	275	14	19.6	5/32	1	1	5	-	31	-	-	31	17	17	17	

**MOST RUNS MADE IN CAREER V. NORTH HAVEN**

		MOST RUNS								Innings		Scores		100	SeasonAgg	Pshps	%	%@				
Rank		Player Name	Debut	Yrs	Gam	Inn	NO	Runs	Ave	Hi	100	50	30	0	Min	Hi	300	200	100	50	Tm	Cr
1		HUGHES Peter	1986/87	20	24	24	4	641	32.1	123*	1	3	5	1	5	123	-	-	1	6	16	50
2		CONLEY Andrew	1991/92	10	12	11	3	397	49.6	68*	-	4	3	1	2	68	-	-	8	19	48	48
3		GIBBIE Dom	1991/92	18	22	24	4	384	19.2	48*	-	-	6	4	6	63	-	-	4	10	40	40
4		HODGE Andrew	1979/80	11	12	15	1	361	25.8	68	-	2	4	3	3	84	-	-	6	15	47	47
5		SMITH John	1981/82	20	20	21	6	317	21.1	79	-	2	-	1	5	79	-	-	7	9	28	28
6		CRAIGIE Grant	1986/87	15	17	16	-	316	19.8	88	-	1	4	2	1	88	-	-	3	11	52	52
7		MARSHALL Ashley	1996/97	17	22	20	1	307	16.2	58	-	2	1	3	1	58	-	-	2	3	9	46
8		GIBBIE Mick	1991/92	7	9	10	2	300	37.5	90	-	2	2	2	4	100	-	-	1	3	18	47
9		ROWE Brenton	1996/97	12	13	16	1	286	19.1	60	-	2	1	-	3	63	-	-	2	1	12	39
10		BELL Geoff	1986/87	18	21	20	3	280	16.5	81	-	2	2	3	3	81	-	-	1	4	7	43
11		PALMER Dave	1997/98	14	16	14	1	279	21.5	101*	1	-	2	2	1	101	-	-	2	10	50	50
12		TONKIN Andrew	2002/03	13	15	16	2	269	19.2	64	-	1	2	2	-	64	-	-	2	10	60	60
13		PARHAM Trevor	1979/80	10	11	12	2	253	25.3	101	1	-	1	-	1	101	-	-	1	2	13	47
14		TEMBY Paul	2002/03	12	17	15	1	237	16.9	68	-	2	1	3	-	68	-	-	2	9	68	68
15		EDWARDS Rob	1989/90	13	15	16	2	218	15.6	41	-	-	2	2	1	41	-	-	3	7	43	43

		MOST WICKETS								Innings		Fig		SeasonAgg	Ba/	%		
Rank		Player Name	Debut	Yrs	Gam	Overs	Mdn	Runs	Wkts	Ave	Best	5w	3w	Hi	25	15	Wkt	Tm
1		WILKIN Anthony	1991/92	18	22	243.5	68	749	40	18.7	4/2	-	7	7	-	-	37	25
2		MARSHALL Ashley	1996/97	17	22	174.2	29	702	30	23.4	6/46	1	4	6	-	-	35	19
3		WILLIAMS Rowan	2008/09	9	14	115	23	410	25	16.4	5/75	1	3	8	-	-	28	26
4		BROWNE Noel	1991/92	9	10	120.1	19	475	25	19.0	6/40	1	4	7	-	-	29	28
5		SMITH John	1981/82	20	20	131.2	19	475	24	19.8	4/13	-	3	4	-	-	33	15
6		DENIET Josh	2006/07	9	11	114.5	30	309	22	14.0	6/16	1	3	8	-	-	31	27
7		TONKIN Andrew	2002/03	13	15	130	31	468	20	23.4	4/18	-	4	4	-	-	39	19
8		BROWN David F	1996/97	10	10	125	34	420	19	22.1	4/6	-	2	6	-	-	39	19

**MOST RUNS MADE IN CAREER V. PLYMPTON FOOTBALLERS**

Rank	MOST RUNS Player Name	Debut	Yrs	Gam	Inn	NO	Runs	Ave	Innings Hi	Scores 100 50 30 0	100 Min	SeasonAgg Hi 300200	Pshps 10050	% Tm	%@ Cr
1	CONLEY Andrew	1989/90	23	29	30	6	681	28.4	93	- 3 6 6	8	112	- -	2 4	14 46
2	EDWARDS Rob	1982/83	18	20	19	3	514	32.1	74	- 3 5 1	4	74	- -	1 6	16 50
3	CRAIGIE Grant	1986/87	18	23	20	5	482	32.1	68	- 3 4 1	2	86	- -	1 2	14 53
4	CONROY Brian	1982/83	9	10	10	-	434	43.4	83	- 6 1 -	-	93	- -	6 20	73
5	WILLIAMS Mark	1989/90	13	16	15	-	423	28.2	60	- 3 4 2	5	83	- -	1 5	15 49
6	PARHAM Trevor	1982/83	24	26	25	3	396	18.0	60	- 2 3 5	2	60	- -	1 3	9 46
7	GIBBIE Mick	1991/92	11	14	14	-	387	27.6	71	- 2 3 -	5	76	- -	2 2	15 49
8	BELL Geoff	1980/81	19	23	20	6	366	26.1	78	- 3 2 1	3	78	- -	2 2	9 44
9	GIBBIE Dom	1991/92	20	25	23	1	342	15.5	57	- 1 2 3	2	57	- -	5 8	37
10	HEDGER John	1989/90	9	10	9	3	331	55.2	107*	1 2 1	3	107	- -	1 5	19 56
11	WILLIAMS John	1985/86	12	15	14	2	325	27.1	55	- 1 4 -	4	55	- -	1 7	13 41
12	HODGE Andrew	1984/85	18	20	19	3	321	20.1	93*	- 1 3 3	2	93	- -	1 4	9 41
13	HUGHES Peter	1986/87	20	22	21	1	319	16.0	49	- 3 5 2	2	49	- -	3 8	46
14	SCHULTZ Kristian	1998/99	12	12	13	-	315	24.2	83	- 1 3 1	3	83	- -	2 1	13 45
15	HUXTABLE Andrew	1991/92	14	14	17	1	257	16.1	59	- 1 2 -	2	59	- -	4 9	39

Rank	MOST WICKETS Player Name	Debut	Yrs	Gam	Overs	Mdn	Runs	Wkts	Ave	Innings Best	Fig 5w 3w	SeasonAgg Hi 25 15	Ba/ Wkt	% Tm
1	WILKIN Anthony	1992/93	20	28	355.1	96	848	50	17.0	5/15	2 7	8 - -	43	22
2	BELL Geoff	1980/81	19	23	252.3	66	665	47	14.1	4/20	- 9	8 - -	32	21
3	WILLIAMS John	1985/86	12	15	232.1	52	577	38	15.2	5/22	1 6	7 - -	37	27
4	WILLIAMS Scott	1987/88	13	14	179	38	538	32	16.8	6/68	3 2	8 - -	34	25
5	BROWN David F	1994/95	11	11	103.4	28	296	27	11.0	4/24	- 5	6 - -	23	27
6	HUCKSTEPP Craig	1990/91	12	13	121.2	18	415	24	17.3	6/29	2 2	10 - -	30	20
7	SMITH John	1983/84	15	17	98.4	13	423	24	17.6	5/25	1 2	5 - -	25	17
8	MARSHALL Ashley	1997/98	12	13	95	15	396	21	18.9	3/14	- 3	4 - -	27	20

**MOST RUNS MADE IN CAREER V. SHEIDOW PARK**

Rank	MOST RUNS Player Name	Debut	Yrs	Gam	Inn	NO	Runs	Ave	Innings Hi	Scores 100 50 30 0	100 Min	SeasonAgg Hi 300200	Pshps 10050	% Tm	%@ Cr
1	CONLEY Andrew	1995/96	9	11	12	2	454	45.4	161	1 2 2 -	3	161	- -	3 3	18 47
2	HUGHES Peter	1991/92	13	15	16	1	402	26.8	74	- 3 2 1	3	74	- -	1 4	13 50
3	PALMER Dave	1997/98	15	16	14	-	357	25.5	78	- 2 3 1	3	119	- -	5 12	50
4	LIPSETT Wes	2009/10	6	8	8	2	355	59.2	104*	1 2 2 -	3	104	- -	2 2	25 49
5	EDWARDS Rob	1990/91	9	10	10	1	353	39.2	135*	1 1 3 1	1	181	- -	1 4	19 51
6	CRAIGIE Grant	1990/91	11	12	13	1	338	28.2	69	- 2 2 1	-	73	- -	1 3	15 55
7	PARHAM Trevor	1997/98	9	10	9	1	329	41.1	68	- 3 3 -	5	107	- -	3 16	52
8	MONAHAN Phil	2005/06	11	14	15	1	258	18.4	66	- 2 2 3	2	66	- -	1 1	11 50
9	GIBBIE Dom	1991/92	15	18	18	5	253	19.5	50*	- 1 2 1	2	50	- -	4 8	35
10	HALL Michael	1991/92	3	4	5	-	248	49.6	140	1 - 2 -	2	140	- -	1 3	24 47
11	SCHULTZ Kristian	1997/98	7	9	9	1	211	26.4	100*	1 - 1 2	1	100	- -	1 1	12 42
12	BALYM Anton	2014/15	3	4	4	3	207	207.0	104*	1 - 2 -	2	153	- -	1 2	24 40
13	FERGUSON Haimish	2013/14	3	5	5	1	207	51.8	140*	1 - 1 -	1	177	- -	1 1	24 55
14	SWIFT Andrew	1999/00	4	4	5	-	199	39.8	64	- 3 - -	3	74	- -	1 2	21 46
15	ROWE Brenton	1997/98	13	17	19	3	192	12.0	38	- - 2 2	2	38	- -	- 7	40

Rank	MOST WICKETS Player Name	Debut	Yrs	Gam	Overs	Mdn	Runs	Wkts	Ave	Innings Best	Fig 5w 3w	SeasonAgg Hi 25 15	Ba/ Wkt	% Tm
1	WILKIN Anthony	1995/96	17	20	225.4	53	621	46	13.5	6/80	2 7	9 - -	29	23
2	SMITH John	1992/93	15	18	152.4	23	529	32	16.5	4/29	- 5	5 - -	29	17
3	MARSHALL Ashley	1999/00	13	16	176.5	25	634	30	21.1	4/59	- 5	6 - -	35	21
4	DENIET Josh	2006/07	10	14	134.3	36	401	28	14.3	5/30	1 2	11 - -	29	21
5	MATTHEWS Jacob	2011/12	4	6	79	13	291	21	13.9	5/43	1 2	9 - -	23	29
6	SIDON Brendon	2000/01	8	8	78.2	20	184	13	14.2	5/15	1 1	5 - -	36	19
7	GIBBIE Mick	1995/96	5	6	73	1	270	13	20.8	3/24	- 2	6 - -	34	25
8	FROST Justin	2007/08	4	6	62	7	309	13	23.8	5/27	1 1	7 - -	29	25
9	WILLIAMS Rowan	2009/10	8	11	98	24	354	13	27.2	5/56	1 1	5 - -	45	12

**MOST RUNS MADE IN CAREER V. SOUTH ROAD**

Rank	MOST RUNS Player Name	Debut	Yrs	Gam	Inn	NO	Runs	Ave	Innings Hi	Scores 100 50 30 0	100 Min	SeasonAgg Hi 300200	Pshps 10050	% Tm	%@ Cr
1	PARHAM Trevor	1980/81	21	21	20	1	549	28.9	128	1 2 4 -	4	128	- -	2 5	14 53
2	CONLEY Andrew	1989/90	12	13	12	2	541	54.1	163*	1 3 1 1	5	163	- -	2 8	22 45
3	GIBBIE Mick	1991/92	10	13	13	1	501	41.8	102*	1 2 5 1	7	102	- -	2 5	23 49
4	HODGE Andrew	1980/81	14	15	16	4	473	39.4	87	- 3 3 1	4	104	- -	1 5	15 50
5	DAVIDSON Phil	1993/94	14	17	17	-	465	27.4	86	- 5 2 1	4	102	- -	1 7	14 46
6	SCHULTZ Kristian	1997/98	17	19	22	1	447	21.3	70	- 2 4 3	2	70	- -	5 12	45
7	HUGHES Peter	1985/86	15	17	15	2	412	31.7	64	- 4 3 -	5	71	- -	8 13	49
8	DEY Richard	1995/96	16	22	24	4	367	18.4	55	- 1 2 2	1	58	- -	1 3	10 40
9	CRAIGIE Grant	1985/86	10	11	10	4	303	50.5	109*	1 1 1 1	3	109	- -	2 2	15 41
10	FORSTER Tony	1984/85	14	16	16	3	301	23.2	81	- 2 - 1	2	146	- -	1 2	10 55
11	TEMBY Paul	2000/01	9	10	11	-	272	24.7	86	- 1 3 1 -	-	86	- -	1 -	14 61
12	BURNETT Tom	1980/81	7	7	7	1	262	43.7	81	- 2 2 -	3	81	- -	1 1	18 43
13	PALMER Dave	1995/96	11	17	17	1	255	15.9	72	- 1 2 1	2	72	- -	3 9	45
14	DEANE Andrew	1984/85	5	5	6	1	245	49.0	106	1 1 1 1	2	106	- -	1 3	20 45
15	WILLIAMS Mark	1990/91	12	15	15	2	244	18.8	74*	- 1 1 3	1	74	- -	2 9	51

Rank	MOST WICKETS Player Name	Debut	Yrs	Gam	Overs	Mdn	Runs	Wkts	Ave	Innings Best	Fig 5w 3w	SeasonAgg Hi 25 15	Ba/ Wkt	% Tm
1	WILKIN Anthony	1992/93	15	19	272	77	738	40	18.5	5/32	3 5	13 - -	41	22
2	WILLIAMS John	1985/86	13	14	227.1	56	563	36	15.6	5/15	1 6	9 - -	38	28
3	MARSHALL Ashley	1996/97	13	15	135.5	43	410	34	12.1	7/13	1 7	14 - -	24	21
4	BELL Geoff	1981/82	15	17	177.3	38	578	33	17.5	7/43	2 3	7 - -	32	19
5	BROWN David F	1994/95	12	13	120	32	345	25	13.8	4/25	- 4	5 - -	29	20
6	CONLEY Andrew	1989/90	12	13	98	12	348	23	15.1	7/80	1 2	7 - -	26	19
7	GIBBIE John	1991/92	7	9	136	24	435	21	20.7	4/38	- 5	6 - -	39	24
8	CRAIGIE Grant	1985/86	10	11	69	11	181	20	9.1	7/34	1 3	7 - -	21	21

**MOST RUNS MADE IN CAREER V. SOUTH PARK / BANK SA / STATE BANK / S.B.S.A.**

	MOST RUNS																					
Rank	Player	Name	Debut	Yrs	Gam	Inn	NO	Runs	Ave	Innings	Scores	100	SeasonAgg	Pshps	%	%@						
										Hi	100	50	30	0	Min	Hi	300	200	100	50	Tm	Cr
1	EDWARDS Rob		1987/88	14	16	18	4	709	50.6	106*	2	4	3	1	6	137	-	-	2	8	22	52
2	PARHAM Trevor		1981/82	12	14	13	1	374	31.2	105*	1	3	-	2	5	140	-	-	2	3	12	43
3	HUGHES Peter		1986/87	11	13	12	2	344	34.4	83	-	3	2	2	2	83	-	-	2	3	13	49
4	CONLEY Andrew		2007/08	5	7	6	1	326	65.2	122*	1	2	1	1	3	180	-	-	2	3	22	45
5	HODGE Andrew		1981/82	7	7	7	1	223	37.2	81	-	2	1	-	1	81	-	-	2	2	16	46
6	CRAIGIE Grant		1986/87	9	11	9	1	204	25.5	60	-	1	3	1	-	60	-	-	1	2	10	52
7	ALSOP Greg		1997/98	3	4	3	-	182	60.7	88	-	2	1	-	-	88	-	-	1	2	22	57
8	PANSINI Angelo		2014/15	2	4	4	2	181	90.5	120	1	-	1	-	1	157	-	-	1	2	27	54
9	FULLER Paul		1991/92	6	7	8	-	180	22.5	55	-	2	-	-	2	55	-	-	4	13	41	
10	SMITH John		1984/85	12	12	11	2	170	18.9	97	-	1	1	2	2	97	-	-	1	1	9	42
11	MONAGHAN Scott		2013/14	2	2	2	-	166	83.0	114	1	1	-	-	1	114	-	-	2	-	28	50
12	BELL Geoff		1981/82	9	9	9	3	161	26.8	56	-	1	1	1	3	56	-	-	1	1	11	40
13	GIBBIE Dom		1992/93	8	8	6	-	149	24.8	71	-	1	1	1	1	71	-	-	1	1	10	41
14	MITCHELL Rick		1990/91	1	1	1	-	146	146.0	146	1	-	-	-	1	146	-	-	1	-	47	79
15	MARSHALL Ashley		2001/02	5	5	3	-	132	44.0	93	-	1	-	-	1	93	-	-	3	12	44	

										Innings			SeasonAgg			Ba/Wkt	%Tm
Rank	MOST WICKETS Player Name	Debut	Yrs	Gam	Overs	Mdn	Runs	Wkts	Ave	Best	5w	3w	Hi	25	15		
1	WILKIN Anthony	1991/92	9	9	121.1	31	282	23	12.3	5/39	2	2	5	-	-	32	28
2	SMITH John	1984/85	12	12	98.4	29	279	22	12.7	5/36	1	3	6	-	-	27	17
3	BROWN David F	1997/98	8	10	87.5	12	275	18	15.3	3/20	-	5	3	-	-	29	20
4	GIBBIE Mick	1996/97	5	5	80	14	270	16	16.9	6/60	2	1	6	-	-	30	34
5	BROWNE Noel	1990/91	4	6	65.5	10	200	14	14.3	4/23	-	3	8	-	-	28	27
6	BELL Geoff	1981/82	9	9	91.4	23	227	14	16.2	5/43	1	2	6	-	-	39	15
7	PARHAM Trevor	1981/82	12	14	29.5	3	130	11	11.8	5/11	1	-	7	-	-	16	8
8	MARSHALL Ashley	2001/02	5	5	64	20	155	11	14.1	4/41	-	2	4	-	-	35	20

**MOST RUNS MADE IN CAREER V. ST GEORGE**

	MOST RUNS								Innings				Scores				100	SeasonAgg	Pshps	%	%@	
Rank	Player	Name	Debut	Yrs	Gam	Inn	NO	Runs	Ave	Hi	100	50	30	0	Min	Hi	300	200	100	50	Tm	Cr
1	PARHAM	Trevor	1990/91	7	7	7	1	303	50.5	179*	1	-	1	-	2	179	-	-	1	2	23	56
2	CRAIGIE	Grant	1992/93	8	10	9	-	267	29.7	82	-	3	-	1	2	91	-	-	1	1	14	55
3	GIBBIE	Dom	1992/93	9	12	12	1	225	20.5	55	-	2	1	-	2	55	-	-	1	1	10	40
4	DEY	Richard	1993/94	8	9	8	3	210	42.0	79	-	1	1	1	1	79	-	-	3	12	45	
5	BELL	Geoff	1990/91	10	10	9	4	204	40.8	51	-	1	2	-	2	51	-	-	1	3	10	38
6	MARSHALL	Ashley	1997/98	12	14	13	3	163	16.3	27	-	-	-	2	-	40	-	-	-	-	6	44
7	TEMBY	Paul	2014/15	3	3	3	-	150	50.0	94	-	1	1	-	-	94	-	-	1	24	76	
8	HEDGER	John	1990/91	3	3	3	-	143	47.7	54	-	1	2	-	2	54	-	-	3	25	52	
9	TONKIN	Andrew	2012/13	3	4	4	1	143	47.7	121*	1	-	-	1	1	139	-	-	2	18	63	
10	RUSSELL	Nic	2008/09	1	1	1	1	136	-	136*	1	-	-	-	1	136	-	-	1	1	42	52
11	PALMER	Dave	1996/97	4	4	4	-	127	31.8	78	-	1	1	1	1	78	-	-	3	17	37	
12	MONAHAN	Phil	2005/06	6	6	5	-	124	24.8	50	-	1	1	-	-	50	-	-	-	12	60	
13	CONLEY	Andrew	1990/91	6	6	5	-	122	24.4	56	-	1	1	-	2	56	-	-	1	11	54	
14	FULLER	Paul	1992/93	6	6	5	-	118	23.6	72	-	1	-	-	1	72	-	-	1	10	44	
15	WILLIAMS	Mark	1990/91	3	3	3	-	113	37.7	59	-	2	-	-	1	59	-	-	2	20	57	

										Innings			SeasonAg			Ba/	%
Rank	MOST WICKETS Player Name	Debut	Yrs	Gam	Overs	Mdn	Runs	Wkts	Ave	Best	5w	3w	Hi	25	15	Wkt	Tm
1	MARSHALL Ashley	1997/98	12	14	129.4	31	471	30	15.7	7/77	2	2	10	-	-	26	25
2	BROWN David F	2000/01	5	6	69	16	251	17	14.8	5/34	1	2	7	-	-	24	27
3	SMITH John	1992/93	7	9	51.4	10	212	14	15.1	3/9	-	3	5	-	-	22	16
4	MCMANARA Trinity	1993/94	4	5	48.2	4	179	11	16.3	7/57	1	-	8	-	-	26	28
5	BRUSNAHAN Dale	2014/15	3	3	32	7	105	9	11.7	4/38	-	2	4	-	-	21	33
6	WILKIN Anthony	1991/92	6	7	85	17	206	9	22.9	3/20	-	2	3	-	-	57	16
7	GIBBIE Dom	1992/93	9	12	38	1	173	7	24.7	3/77	-	1	3	-	-	33	7
8	BELL Geoff	1990/91	10	10	75	9	208	7	29.7	2/16	-	2	-	-	-	64	9

**MOST RUNS MADE IN CAREER V. WESTERN YOUTH CENTRE**

		MOST RUNS								Innings		Scores		100	SeasonAgg	Pshps	%	%@				
Rank		Player Name	Debut	Yrs	Gam	Inn	NO	Runs	Ave	Hi	100	50	30	0	Min	Hi	300	200	100	50	Tm	Cr
1	2	TEMBY Paul	2000/01	14	15	16	2	449	32.1	105	1	3	1	1	1	105	-	-	-	5	15	64
2	3	CONLEY Andrew	1999/00	7	7	8	-	371	46.4	113	1	3	1	-	3	113	-	-	1	4	25	45
3		HUGHES Peter	1999/00	12	13	14	-	350	25.0	103	1	-	4	1	1	103	-	-	1	4	12	45
4		SCHULTZ Kristian	1999/00	13	14	16	1	270	18.0	76	-	2	1	1	1	82	-	-	-	2	10	50
5		DAVIDSON Phil	1999/00	10	10	13	-	261	20.1	93	-	1	2	2	2	93	-	-	-	4	13	48
6		BELL Geoff	1999/00	5	6	6	-	225	37.5	66	-	2	3	-	3	68	-	-	-	3	21	44
7		LIPSETT Wes	2009/10	5	6	6	-	210	35.0	101	1	-	2	-	-	101	-	-	1	1	18	54
8		TONKIN Andrew	2002/03	8	10	9	1	187	23.4	88	-	1	1	2	1	88	-	-	-	2	9	62
9		MONAHAN Phil	2005/06	4	4	4	-	184	46.0	76	-	2	-	-	1	76	-	-	-	3	18	54
10		WILLIAMS Mark	1999/00	5	5	6	-	157	26.2	50	-	2	1	2	1	50	-	-	1	2	16	45
11		FERGUSON Jason	2013/14	2	3	2	-	151	75.5	76	-	2	-	-	1	76	-	-	-	2	17	63
12		FERGUSON Haimish	2013/14	2	3	3	-	136	45.3	67	-	2	-	-	1	79	-	-	1	1	15	48
13		RUSSELL Nic	2009/10	3	3	3	1	131	65.5	68	-	1	1	-	-	68	-	-	-	3	22	56
14		HUXTABLE Andrew	2001/02	9	9	8	1	128	18.3	44	-	-	1	1	-	44	-	-	-	1	7	42
15		COREY Mark	2002/03	2	3	3	1	125	62.5	73*	-	1	1	-	2	82	-	-	-	1	22	50

Rank	MOST WICKETS Player Name	Debut	Yrs	Gam	Overs	Mdn	Runs	Wkts	Ave	Innings Best	Fig 5w 3w	SeasonAgg Hi 25 15	Ba/ Wkt	% Tm		
1	BROWN David F	1999/00	9	10	112.4	25	343	23	14.9	6/37	1 2	8 - -	29	26		
2	WILKIN Anthony	2000/01	7	7	73.1	16	309	15	20.6	5/34	1 2	9 - -	29	32		
3	MARSHALL Ashley	2003/04	8	8	73	12	316	15	21.1	3/31	- 3	3 - -	29	27		
4	WILLIAMS Rowan	2010/11	4	5	64.3	16	198	13	15.2	5/37	1 2	8 - -	30	33		
5	TONKIN Andrew	2002/03	8	10	76.2	18	320	13	24.6	4/54	- 1	6 - -	35	21		
6	BRAMMY Simon	2002/03	2	3	29	6	93	9	10.3	5/28	1 1	8 - -	19	38		
7	WILLCOX Steve	2002/03	3	3	30	5	98	9	10.9	3/29	- 3	3 - -	20	36		
8	BURTENSHAW Dave	1999/00	4	4	44	11	142	9	15.8	4/10	- 2	4 - -	29	27		

## MOST RUNS MADE IN CAREER IN SEMI & GRAND FINALS

Rank	Player Name	Debut	Yrs	Gam	Inn	NO	Runs	Ave	Innings	Scores	100	SeasonAgg	Pshps	%	%O						
1	GIBBIE Mick	1991/92	10	19	19	1	574	31.9	119	1	2	3	1	7	139	-	-	3	5	17	46
2	CONLEY Andrew	1989/90	13	20	20	6	483	34.5	122*	1	1	3	1	7	137	-	-	1	6	15	41
3	HUGHES Peter	1985/86	15	23	20	1	416	21.9	125	1	-	1	2	2	154	-	-	1	3	11	43
4	BURNETT Bill	1984/85	10	18	18	1	384	22.6	110	1	1	2	-	3	115	-	-	2	-	12	47
5	WILLIAMS John	1984/85	10	17	17	2	378	25.2	76	-	1	4	-	4	100	-	-	1	4	13	50
6	FORSTER Tony	1984/85	11	19	14	1	290	22.3	65	-	2	2	1	3	126	-	-	2	-	9	53
7	PARHAM Trevor	1984/85	12	18	18	2	270	16.9	82*	-	2	-	2	3	89	-	-	1	1	10	41
8	GIBBIE John	1991/92	5	9	9	2	253	36.1	109	1	1	1	-	1	117	-	-	1	2	16	51
9	WILLIAMS Mark	1990/91	6	10	10	-	228	22.8	55	-	1	1	2	2	80	-	-	-	1	13	57
10	LIPSETT Wes	2009/10	3	4	3	-	206	68.7	79	-	3	-	-	3	127	-	-	1	1	35	47
11	EDWARDS Rob	1984/85	10	14	14	-	198	14.1	42	-	-	3	2	4	46	-	-	1	-	8	43
12	HEDGER John	1989/90	6	10	9	1	195	24.4	105	1	-	1	2	1	114	-	-	-	1	12	56
13	MITCHELL Rick	1990/91	3	6	6	-	193	32.2	77	-	1	1	-	1	103	-	-	1	1	18	65
14	DEY Richard	1995/96	12	17	15	-	192	12.8	29	-	-	-	1	-	31	-	-	-	-	7	41
15	CONROY Brian	1984/85	5	8	7	-	185	26.4	111	1	-	1	-	1	111	-	-	1	-	13	72
16	HARRIS Glenn	2015/16	2	4	3	1	176	88.0	126	1	-	1	-	1	130	-	-	1	-	21	62
17	NOBLE Bob	1984/85	2	3	3	-	174	58.0	75	-	2	1	-	1	115	-	-	-	3	30	61
18	DAVIDSON Phil	1995/96	8	11	10	1	165	18.3	55	-	1	-	1	1	72	-	-	-	3	9	43
19	HODGE Andrew	1984/85	8	10	11	1	164	16.4	60	-	2	-	2	2	73	-	-	1	-	10	42
20	BROWNE Noel	1990/91	11	17	14	2	153	12.8	32	-	-	1	2	-	48	-	-	-	1	6	43
21	SCHULTZ Kristian	2007/08	7	9	6	-	149	24.8	85	-	1	-	1	1	85	-	-	-	1	12	54
22	CRAIGIE Grant	1985/86	10	13	12	1	148	13.5	61	-	1	-	2	1	61	-	-	-	1	8	49
23	HARRISON Graham	1989/90	4	5	5	-	144	28.8	57	-	1	1	1	1	57	-	-	-	3	18	59
24	FERGUSON Haimish	2014/15	3	5	5	-	141	28.2	46	-	-	3	-	-	76	-	-	-	2	17	56
25	BELL Geoff	1984/85	9	13	14	6	140	17.5	69	-	1	-	1	1	80	-	-	1	-	6	37
26	WILKIN Anthony	1991/92	12	19	17	4	140	10.8	21	-	-	-	2	1	29	-	-	-	-	4	44
27	BALYM Anton	2014/15	2	3	3	1	136	68.0	65*	-	1	2	-	2	100	-	-	-	2	26	48
28	CARM Don	1984/85	4	7	6	1	133	26.6	47*	-	-	2	1	-	83	-	-	-	2	10	54
29	GUTSCHE Anton	1992/93	2	4	4	1	130	43.3	88*	-	1	-	-	1	99	-	-	1	-	19	47
30	BROOKER Christian	2014/15	3	5	5	-	128	25.6	49	-	-	1	-	2	77	-	-	-	1	17	40

Rank	Player Name	Debut	Yrs	Gam	All Inn	Timed Inn	Total Minutes	Minutes per Inning	Runs per Minute
1	LIPSETT Wes	2009/10	3	4	3	3	481	160.33	0.428
2	HALL Michael	1991/92	3	3	3	3	463	154.33	0.188
3	HODGE David	1984/85	3	5	5	4	371	92.75	0.243
4	GIBBIE Mick	1991/92	10	19	19	19	1692	89.05	0.339
5	CONLEY Andrew	1989/90	13	20	20	20	1647	82.35	0.293
6	BROOKER Christian	2014/15	3	5	5	5	379	75.80	0.338
7	SMITH John	1985/86	8	10	9	9	617	68.56	0.196
8	WILLIAMS Mark	1990/91	6	10	10	10	629	62.90	0.362
9	WILLIAMS John	1984/85	10	17	17	17	1065	62.65	0.355
10	PARHAM Trevor	1984/85	12	18	18	18	1110	61.67	0.243

Rank	Time Min	Player Name	Playrs Score	% Tr	%@ Cm	Scoring 6s	Stroke 4s	Stroke 3s	Stroke 2s	Stroke 1s	Bat Pos	Grade &Div	Opposition	Rnd	Year
1	274	GTBBIE Mick	119	48	51	7	8	-	10	25	Open	B 3	SOUTHERN	GF	2001/02
2	271	SMITH John	68*	41	41	-	8	-	1	34	Open	D 6	MITSUBISHI	GF	1991/92
3	254	HODGE David	76	24	35	-	3	1	16	29	No3	C 6	MITCHELL PARK	FS	1990/91
4	243	HUGHES Peter	125	36	39	1	15	-	10	39	Open	D 7	WOODCROFT	FS	2015/16
5	233	CONLEY Andrew	122*	51	51	-	19	-	8	30	Open	C 6	SOUTH PARK	FS	2009/10

Rank	Playr Score	Player Name	Time Min	% Tm	%@ Cr	Scoring 6s	Stroke 4s	Stroke 3s	Stroke 2s	Stroke 1s	Bat Pos	Grade & Div	Opposition	Rnd	Year
1	126	HARRIS Glenn	180	36	60	3	19	-	4	24	Open	D 7	WOODCROFT	FS	2015/16
2	125	HUGHES Peter	243	36	39	1	15	-	10	39	Open	D 7	WOODCROFT	FS	2015/16
3	122*	CONLEY Andrew	233	51	51	-	19	-	8	30	Open	C 6	SOUTH PARK	FS	2009/10
4	119	GIBBIE Mick	274	48	51	7	8	-	10	25	Open	B 3	SOUTHERN	GF	2001/02
5	111	CONROY Brian	118	46	70	7	9	-	7	19	No6	D 6	MODBURY HEIGHT	FS	1992/93
6	110	BURNETT Bill	230	53	59	-	9	6	13	30	No4	A 2	KARANA	FS	1984/85
7	109	GIBBIE John	190	44	52	4	6	2	15	25	No6	D 6	COROMANDEL	GF	1996/97
8	105	HEDGER John	215	47	66	3	6	5	11	26	No4	A 1	NORTH HAVEN	FS	1991/92
9	96	HARTER Brent	120	36	54	4	6	1	10	25	No6	A 2	KESWICK	GF	2009/10
10	88*	GUTSCHE Anton	227	43	45	1	8	1	12	23	No3	A 1	PLYMPTON FOOTB	FS	1992/93
11	88	CORNELISSEN Jack	103	49	66	4	7	-	7	22	No6	D 7	PLYMPTON FOOTB	GF	2015/16
12	85	SCHULTZ Kristian	174	43	62	2	6	2	13	17	Open	A 2	MORPHETTVILLE	FS	2008/09

Rank	Player Name	Debut	Yrs	Gam	Total Pship Runs	Pship Runs per Inn	Best PShip	Pships of 100	50	30	Player Runs	% of P'ship
1	GIBBIE Mick	1991/92	10	19	1255	66.1	140	3	5	5	574	45.7
2	CONLEY Andrew	1989/90	13	20	1190	59.5	110	1	6	9	483	40.6
3	HUGHES Peter	1985/86	15	23	971	48.6	211	1	3	9	416	42.8
4	BURNETT Bill	1984/85	10	18	825	45.8	115	2	-	9	384	46.5
5	WILLIAMS John	1984/85	10	17	754	44.4	110	1	4	5	378	50.1
6	PARHAM Trevor	1984/85	12	18	651	36.2	103	1	1	5	270	41.5
7	FORSTER Tony	1984/85	11	19	544	38.9	110	2	-	3	290	53.3
8	GIBBIE John	1991/92	5	9	492	54.7	107	1	2	3	253	51.4
9	DEY Richard	1995/96	12	17	467	31.1	40	-	-	6	192	41.1
10	EDWARDS Rob	1984/85	10	14	456	32.6	103	1	-	5	198	43.4
11	LIPSETT Wes	2009/10	3	4	434	144.7	160	1	1	1	206	47.5

**BEST PARTNERSHIPS IN SEMI & GRAND FINALS**

Rank	Wkt	Runs	Player Names	GrDv	Opposition	Rnd	Year
1	1st	211	HARRIS Glenn 126 & HUGHES Peter 125	D 7	WOODCROFT	FS	2015/16
2	5th	160	LIPSETT Wes 69 & HARPER Brent 96	A 2	KESWICK	GF	2009/10
3	5th	159	CONROY Brian 111 & BELL Geoff 69	D 6	MODBURY HEIGHT	FS	1992/93
4	2nd	140	GIBBIE Mick 71 & GUTSCHE Anton 88*	A 1	PLYMPTON FOOTB	FS	1992/93
5	6th	115	COOMBE Peter A 45 & BURNETT Bill 110	A 2	KARANA	FS	1984/85
6	5th	110	WILLIAMS John 76 & BURNETT Bill 52	A 1	COROMANDEL	FS	1990/91
7	2nd	110	FORSTER Tony 65 & CONLEY Andrew 44	A 1	SOUTH ROAD	GF	1996/97
8	1st	109	MITCHELL Rick 77 & GIBBIE Mick 29	A 1	COROMANDEL	GF	1991/92
9	7th	107*	GIBBIE John 61* & HODGE Andrew 56*	D 5	HECTORVILLE	FS	1997/98
10	4th	103	EDWARDS Rob 41 & PARHAM Trevor 82*	A 2	WESTMINSTER O.	GF	1984/85
11	1st	103	FORSTER Tony 61 & GIBBIE Mick 56	A 1	PANORAMA	FS	1996/97
12	1st	97*	GIBBIE Mick 20* & ALSOP Greg 73*	B 3	MORPHETTville	FS	2001/02
13	1st	97	TONKIN Andrew 63 & SMITH Tim 25	C 7	SOUTH PARK	FS	2016/17
14	2nd	92	BROOKER Christian 28 & LIPSETT Wes 79	A 2	MORPHETT VALE	FS	2014/15

**MOST WICKETS TAKEN IN CAREER IN SEMI & GRAND FINALS**

Rank	Player Name	Debut	Yrs	Gam	Overs	Mdn	Runs	Wkts	Ave	Innings Best	Fig 5w 3w	Season Ag Ht 25 15	Ba/Wkt	%Tm
1	BELL Geoff	1984/85	9	13	191	62	387	33	11.7	6/48	1 5	8 - -	35	25
2	BROWNE Noel	1990/91	11	17	232.1	30	744	33	22.5	4/34	- 7	7 - -	42	20
3	WILLIAMS John	1984/85	10	17	250.5	68	501	31	16.2	6/34	1 3	8 - -	49	20
4	WILKIN Anthony	1991/92	12	19	260.2	73	537	30	17.9	6/35	1 5	7 - -	52	18
5	COOMBE Peter A	1984/85	5	8	125.3	19	318	26	12.2	7/53	2 4	8 - -	29	34
6	CONLEY Andrew	1989/90	13	20	145.3	17	449	26	17.3	4/26	- 3	8 - -	34	14
7	RUSBY Shane	1990/91	6	11	146.2	43	296	24	12.3	4/44	- 5	6 - -	37	23
8	MAZURKE Danny	1985/86	4	7	113.5	32	267	22	12.1	6/36	2 2	11 - -	31	34
9	HUCKSTEPP Craig	1989/90	8	12	115	34	232	20	11.6	4/30	- 3	5 - -	35	19
10	DEANE Andrew	1984/85	3	4	90.5	21	218	19	11.5	5/26	2 2	9 - -	29	48
11	WILLIAMS Scott	1984/85	9	13	139.2	27	351	19	18.5	4/24	- 3	6 - -	44	17
12	GIBBIE John	1991/92	5	9	100	9	321	14	22.9	5/57	1 1	7 - -	43	16
13	DENIET Josh	2007/08	4	5	54	29	79	13	6.1	7/26	1 1	11 - -	25	34
14	SCOTT Ron	1995/96	4	6	75.4	25	153	13	11.8	7/51	1 -	7 - -	35	23
15	MARSHALL Ashley	1996/97	8	11	75.3	18	206	13	15.8	4/53	- 2	4 - -	35	16
16	GIBBIE Mick	1991/92	10	19	81.1	12	262	12	21.8	4/24	- 2	5 - -	41	7
17	BROWN Mike	1989/90	3	4	60.1	10	174	10	17.4	4/49	- 2	5 - -	36	29
18	ISLAM Robiul	2013/14	2	2	34.1	6	82	9	9.1	6/46	1 1	6 - -	23	50
19	CLARIDGE Daniel	2015/16	2	4	27	4	91	9	10.1	4/21	- 2	5 - -	18	23
20	BROOKER Christian	2014/15	3	5	53.4	17	103	9	11.4	4/24	- 2	5 - -	36	20
21	MITCHELL Rick	1990/91	3	6	59.3	20	111	9	12.3	3/24	- 1	4 - -	40	15
22	SMITH John	1985/86	8	10	63.5	17	128	9	14.2	3/23	- 1	3 - -	43	11
23	TONKIN Braedon	2009/10	3	5	34.3	13	61	8	7.6	3/12	- 2	6 - -	26	16
24	GREEN Anthony	1997/98	5	7	40.4	10	99	8	12.4	4/16	- 1	6 - -	31	12

**MOST WICKETS IN AN INNINGS IN SEMI & GRAND FINALS**

Rank	Player Name	Over	Mdn	Runs	Wkts	Ave	Ba/Wkt	Run/Over	%Tm	Grade & Div	Opposition	Rnd	Year
1	DENIET Josh	26	15	26	7	3.7	22.3	1.0	70	A 3	HAMILTON	GF	2016/17
2	SCOTT Ron	18.4	3	51	7	7.3	16.0	2.7	70	B 3	KESWICK	FS	1995/96
3	COOMBE Peter A	26.1	4	53	7	7.6	22.4	2.0	70	A 2	WESTMINSTER O.	GF	1984/85
4	PAPAGALLO Frank	11	3	20	6	3.3	11.0	1.8	60	A 2	KARANA	FS	1984/85
5	WILLIAMS John	21.5	7	34	6	5.7	21.8	1.6	60	A 1	COROMANDEL	FS	1994/95
6	WILKIN Anthony	24	6	35	6	5.8	24.0	1.5	60	B 2	KESWICK	FS	2002/03
7	MAZURKE Danny	15.1	3	36	6	6.0	15.2	2.4	60	B 2	PANORAMA	GF	1992/93
8	WOOD Craig	14.1	5	39	6	6.5	14.2	2.8	60	A 2	KESWICK	FS	2007/08
9	ISLAM Robiul	16.1	2	46	6	7.7	16.2	2.8	60	A 2	MORPHETT VALE	FS	2014/15
10	BELL Geoff	16	3	48	6	8.0	16.0	3.0	60	D 6	NORTH PARK	GF	1992/93
11	DEANE Andrew	15	4	26	5	5.2	18.0	1.7	83	B 3	PLYMPTON FOOTB	FS	1984/85
12	DEANE Andrew	18.5	5	34	5	6.8	22.6	1.8	50	B 3	ADELAIDE CAVAL	FS	1985/86
13	SCHMIAUKE Marc	15	3	39	5	7.8	18.0	2.6	56	C 7	PLYMPTON FOOTB	GF	2016/17
14	MAZURKE Danny	19.4	7	44	5	8.8	23.6	2.2	50	B 2	KENILWORTH	FS	1992/93
15	COOMBE Peter A	17	3	47	5	9.4	20.4	2.8	50	A 1	COROMANDEL	FS	1990/91
16	GIBBIE John	23	0	57	5	11.4	27.6	2.5	63	D 6	MITSUBISHI	GF	1991/92
17	WILLIAMS Rowan	16	2	75	5	15.0	19.2	4.7	63	A 2	NORTH HAVEN	FS	2010/11

**MOST WICKETKEEPING DISMISSALS IN CAREER IN SEMI & GRAND FINALS**

Rank	Player Name	Debut	Yrs	Gam	Games Kept	Dismissals Ct St	Total	per Game	Innings 5w 4w 3w	20 in Season	Total Byes	Byes/ Game
1	FORSTER Tony	1984/85	11	19	19	26 16	42	2.21	1 2 5	-	34	1.79
2	PEARCE Darren	1989/90	4	5	5	10 2	12	2.40	- 1 2	-	17	3.40
3	CRAM Don	1984/85	4	7	6	8 -	8	1.33	- - -	-	30	5.00
4	LIPSETT Wes	2009/10	3	4	2	6 1	7	3.50	- 1 1	-	2	1.00
5	FULLER Paul	1991/92	6	8	4	5 2	7	1.75	- 1 -	-	12	3.00
6	HUXTABLE Andrew	1990/91	10	14	5	5 2	7	1.40	- - -	-	16	3.20
7	BALYM Anton	2014/15	2	3	3	4 1	5	1.67	- - 1	-	12	4.00
8	MARKS Greg	2013/14	3	4	3	4 1	5	1.67	- - 1	-	9	3.00

**MOST CATCHES AS FIELDSMAN IN CAREER IN SEMI & GRAND FINALS**

Rank	Player Name	Debut	Yrs	Gam	Field Catches	Catches per Game	Innings of 4c 3c 2c	Seasons of 10c
1	PALMER Dave	1996/97	10	16	9	0.56	- - 2	-
2	GIBBIE Mick	1991/92	10	19	8	0.42	- - 2	-
3	DAVIDSON Phil	1995/96	8	11	7	0.64	- - -	-
4	RUSBY Shane	1990/91	6	11	7	0.64	- - 3	-
5	PARHAM Trevor	1984/85	12	18	7	0.39	- - 1	-
6	CONLEY Andrew	1989/90	13	20	7	0.35	- - 1	-
7	HUGHES Peter	1985/86	15	23	7	0.30	- - 3	-

## GROUND RECORDS

## MOST RUNS MADE IN CAREER AT CURRENT HOME GROUNDS

Rank	Player Name	Debut	Yrs	Gam	Inn	NO	Runs	Ave	Innings	Scores	100	SeasonAgg	Pshps	%	%0						
									Hi	100	50	30	0	Min	Hi	300	200	100	50	Tm	Cr
at MARYMOUNT (Mawson)																					
1	CONLEY Andrew	1995/96	10	40	42	6	1456	40.4	126	2 7 11 4	18	287	- 2	5	14	20	49				
2	BELL Geoff	1997/98	14	54	52	6	1322	28.7	102*	1 8 9 3	15	257	- 2	4	15	15	41				
3	MARSHALL Ashley	1997/98	14	67	62	12	1068	21.4	93	- 5 5 9	6	196	- -	3	10	9	44				
4	CRAIGIE Grant	1995/96	11	36	37	5	988	30.9	88	- 6 7 5	7	242	- 2	2	13	17	46				
5	PARHAM Trevor	1995/96	10	38	36	2	782	23.0	128	1 3 5 3	6	252	- 1	1	8	12	53				
6	GIBBIE Dom	1995/96	12	50	46	4	770	18.3	59	- 3 5 5	10	174	- -	3	10	9	36				
7	TEMBY Paul	2000/01	10	39	33	1	762	23.8	134	1 2 7 1	1	298	- 1	-	7	11	60				
8	BROWN David F	1997/98	14	65	57	9	704	14.7	52	- 1 5 6	5	120	- -	-	6	7	40				
9	FERGUSON Haimish	2014/15	3	23	22	1	686	32.7	140*	1 4 4 2	2	359	1 1	4	4	15	56				
10	HUGHES Peter	1995/96	11	34	33	1	669	20.9	76	- 4 6 1	3	144	- -	1	10	10	49				
11	HODGE Andrew	1997/98	6	29	31	5	661	25.4	71	- 4 6 4	6	223	- 1	2	6	14	46				
12	WILLCOX Steve	1995/96	13	44	39	3	598	16.6	54	- 4 4 1	-	121	- -	-	2	9	67				
13	BALYM Anton	2014/15	3	22	17	2	560	37.3	104*	1 2 6 1	6	360	1 -	3	3	14	42				
14	DEY Richard	1995/96	10	33	32	8	558	23.3	81	- 2 5 2	2	145	- -	1	7	9	41				
15	SCHULTZ Kristian	2007/08	6	28	22	1	555	26.4	100*	1 3 3 -	2	175	- -	2	4	12	50				
16	SWIFT Andrew	1999/00	9	30	34	1	538	16.3	109	1 2 4 4	3	195	- -	1	6	10	56				
17	PALMER Dave	1997/98	8	35	32	3	508	17.5	75*	- 4 1 3	4	117	- -	2	3	9	43				
18	ROWE Brenton	1996/97	8	33	38	6	497	15.5	58*	- 1 5 4	3	124	- -	1	5	9	41				
19	GIBBIE Mick	1995/96	3	14	16	3	478	36.8	76*	- 2 5 -	5	169	- -	2	5	18	51				
20	BODEN Nick	2013/14	4	24	22	2	474	23.7	73	- 4 3 1	4	225	- 1	-	2	12	47				
21	EDWARDS Rob	1997/98	6	20	20	1	446	23.5	76	- 2 5 3	4	170	- -	1	3	13	51				
22	COREY Mark	2001/02	3	15	15	2	422	32.5	73*	- 3 2 1	5	274	- 1	1	3	18	49				

## at BRIGHTON HIGH

1	HUGHES Peter	1993/94	21	109	112	7	2031	19.3	125	1 6 18 13	13	292	- 1	4	18	11	46				
2	CONLEY Andrew	1993/94	18	72	73	3	1771	25.3	124*	1 10 11 5	16	213	- 1	2	23	13	43				
3	DAVIDSON Phil	1993/94	17	80	85	8	1636	21.2	93	- 9 13 12	8	225	- 2	5	18	12	47				
4	SCHULTZ Kristian	1997/98	16	80	85	5	1488	18.6	76	- 6 12 10	9	166	- -	1	18	10	42				
5	GIBBIE Mick	1993/94	9	41	43	5	1340	35.3	119	2 5 11 5	16	291	- 3	5	9	17	52				
6	ALSOP Greg	1997/98	10	50	55	7	1278	26.6	118	2 6 7 7	6	377	1 -	4	14	14	48				
7	DEY Richard	1994/95	17	73	71	10	1070	17.5	79	- 6 5 12	7	173	- -	3	8	8	43				
8	WILLIAMS Mark	1997/98	9	43	44	8	1043	29.0	79	- 11 4 7	8	249	- 1	2	10	13	51				
9	TEMBY Paul	2001/02	14	64	65	8	1017	17.8	86	- 6 6 11	1	199	- -	2	6	9	59				
10	O'CONNELL Lachlan	1999/00	7	23	23	1	1002	45.5	146	2 8 2 3	4	249	- 3	2	9	22	67				
11	PALMER Dave	1998/99	14	59	56	6	974	19.5	140	2 3 4 9	6	181	- -	-	8	10	47				
12	MONAHAN Phil	2006/07	11	49	49	1	956	19.9	73	- 5 6 8	5	209	- 1	2	3	13	54				
13	CRAIGIE Grant	1993/94	13	50	47	8	895	22.9	60*	- 5 6 4	3	158	- -	3	7	12	47				
14	TONKIN Andrew	2003/04	14	64	56	7	879	17.9	121*	1 1 5 5	1	247	- 1	-	7	8	53				
15	PARHAM Trevor	1993/94	15	50	48	1	853	18.1	66	- 5 5 8	4	177	- -	1	3	10	50				
16	GIBBIE Dom	1997/98	15	58	54	11	771	17.9	66	- 2 4 2	7	103	- -	-	6	8	39				
17	PANSINI Angelo	2013/14	4	18	17	3	768	54.9	212*	3 1 3 -	1	390	2 -	2	3	28	70				
18	LIPSETT Wes	2009/10	4	21	22	1	666	31.7	81	- 7 3 2	8	238	- 2	3	6	19	43				
19	EDWARDS Rob	1993/94	12	38	39	-	640	16.4	65	- 2 6 3	5	210	- 1	1	8	10	46				
20	McNAMARA Trinity	1996/97	6	18	19	2	590	34.7	113	1 3 4 -	-	182	- -	2	6	19	61				
21	ROWE Brenton	1998/99	12	43	45	4	581	14.2	60	- 3 2 3	4	121	- -	-	2	9	40				
22	WILKIN Anthony	1993/94	19	94	69	19	563	11.3	35	- - 2 7	-	73	- -	-	2	4	44				

## MOST WICKETS TAKEN IN CAREER AT CURRENT HOME GROUNDS

	Rank	Player Name	Debut	Yrs	Gam	Overs	Mdn	Runs	Wkts	Ave	Innings	Fig	SeasonAgg	Ba/Wkt	%
						Best	5w	3w	Hi	25	15				Tm
at MARYMOUNT (Mawson)															
	1	MARSHALL Ashley	1997/98	14	67	652.4	142	2083	130	16.0	6/46	3 22	18 - 2	30	24
	2	BROWN David F	1997/98	14	65	740	176	2013	126	16.0	6/14	2 21	18 - 1	35	22
	3	SMITH John	1997/98	15	46	461.3	93	1340	95	14.1	5/21	4 12	16 - 2	29	23
	4	DENIET Josh	2003/04	10	45	427.4	123	1092	72	15.2	7/26	3 10	32 1 -	36	18
	5	WILLCOX Steve	1995/96	13	44	453.2	101	1186	55	21.6	5/30	1 9	16 - 1	49	14
	6	BROWNE Noel	1998/99	10	26	254.3	37	901	48	18.8	6/40	2 7	9 - -	32	20
	7	ISLAM Robiul	2013/14	4	16	215.3	58	556	45	12.4	6/45	3 7	23 - 1	29	30
	8	WILKIN Anthony	1995/96	6	28	330.3	99	770	45	17.1	5/69	1 4	17 - 1	44	17
	9	BELL Geoff	1997/98	14	54	226.1	57	530	43	12.3	4/25	- 5	11 - -	32	9
	10	WILLIAMS John	1995/96	2	11	188.3	52	378	35	10.8	5/15	2 5	18 - 2	32	31
	11	CONLEY Andrew	1995/96	10	40	174.1	30	535	34	15.7	4/26	- 6	15 - 1	31	9
	12	WILLIAMS Rowan	2012/13	5	29	257.1	72	712	33	21.6	5/34	2 2	12 - -	47	13
	13	MYSTUIK Simon	2000/01	7	19	150.4	36	377	32	11.8	5/31	1 6	8 - -	28	22
	14	GREEN Anthony	1997/98	9	25	187.5	36	635	31	20.5	6/20	2 1	10 - -	36	13
	15	FERGUSON Lachlan	2014/15	3	19	133.3	37	366	30	12.2	5/41	1 5	12 - -	27	17

## at BRIGHTON HIGH

1	WILKIN Anthony	1993/94	19	94	1178.5	309	2948	219	13.5	7/56	12 31	26 1 4	32	26
2	MARSHALL Ashley	1997/98	11	49	376.5	53	1393	86	16.2	6/51	1 13	16 - 2	26	21
3	SIDON Brendon	2000/01	12	54	539.3	116	1569	81	19.4	5/15	1 11	16 - 1	40	17
4	DENIET Scott	2000/01	8	36	474.2	114	1493	80	18.7	5/35	2 13	16 - 1	36	25
5	WILLIAMS Scott	1997/98	11	47	522.3	126	1357	76	17.9	5/21	2 8	15 - 1	41	17
6	BURTENSHAW Dave	1997/98	7	30	404.4	96	1089	72	15.1	5/46	4 8	16 - 1	34	24
7	GIBBIE Mick	1993/94	9	41	312.4	43	1103	66	16.7	5/43	1 10	13 - -	28	16
8	TONKIN Andrew	2003/04	14	64	410.4	70	1555	61	25.5	5/40	1 7	13 - -	40	13
9	BRYSON Brett	2013/14	4	24	211.3	41	625	55	11.4	6/22	3 3	20 - 2	23	23
10	HUCKSTEPP Craig	1994/95	13	41	352.2	67	1007	53	19.0	6/13	1 6	12 - -	40	14
11	CONLEY Andrew	1993/94	18	72	224.4	21	853	46	18.5	6/83	2 6	15 - 1	29	8
12	SMITH John	1993/94	17	43	240.1	39	891	42	21.2	4/29	- 4	7 - -	34	12
13	FROST Justin	2005/06	5	23	227.2	25	1005	41	24.5	4/39	- 7	13 - -	33	20
14	HARPER Brent	2006/07	4	19	146.2	34	384	40	9.6	5/12	1 7	20 - 1	22	22
15	BROWNE Noel	1993/94	8	29	306.2	42	1127	40	28.2	7/89	1 4	13 - -	46	11

## MOST RUNS MADE IN CAREER AT OTHER GROUNDS

Rank	Player Name	Debut	Yrs	Gam	Inn	NO	Runs	Ave	Innings	Scores	100	SeasonAgg	Pshps	%	%@						
									Hi	100	50	30	0	Min	Hi	300	200	100	50	Tm	Cr
at AWAY GROUNDS																					
1	PARHAM Trevor	1979/80	35	176	175	17	4302	27.2	179*	5	20	25	15	34	329	2	2	11	43	13	49
2	CONLEY Andrew	1988/89	29	143	146	27	4150	34.9	163*	6	21	22	16	35	363	2	4	13	41	16	47
3	HUGHES Peter	1985/86	32	186	185	17	3872	23.0	123*	3	17	31	22	22	256	-	3	9	37	11	48
4	EDWARDS Rob	1982/83	27	137	141	16	3408	27.3	135*	3	17	31	8	32	292	-	6	10	43	13	44
5	HODGE Andrew	1979/80	26	121	127	21	3313	31.3	123	4	17	19	10	24	388	2	3	9	35	14	49
6	CRAIGIE Grant	1985/86	26	137	129	10	2813	23.6	109*	3	14	14	9	8	349	1	2	5	26	11	49
7	BURNETT Bill	1980/81	18	92	91	12	2774	35.1	153	4	15	18	4	25	294	-	5	11	30	16	48
8	GIBBIE Dom	1991/92	26	148	145	16	2604	20.2	140	2	5	25	11	23	336	1	1	6	25	10	40
9	BELL Geoff	1980/81	32	151	138	36	2459	24.1	107	1	15	15	12	17	330	1	1	6	30	9	43
10	SMITH John	1980/81	36	174	163	46	2359	20.2	100*	1	9	15	14	21	204	-	1	5	29	7	36
11	SCHULTZ Kristian	1997/98	20	102	113	9	2190	21.1	93	-	11	20	10	18	230	-	2	4	22	11	41
12	WILLIAMS Mark	1988/89	16	84	88	4	2167	25.8	90	-	15	14	8	15	337	1	2	4	18	13	50
13	PALMER Dave	1995/96	21	111	115	11	2131	20.5	91	-	11	14	17	18	195	-	-	1	31	10	42
14	GIBBIE Mick	1991/92	12	75	77	-	2109	27.4	96	-	12	17	7	25	420	1	2	6	27	15	48
15	DAVIDSON Phil	1993/94	22	103	109	5	2024	19.5	74	-	9	15	10	11	280	-	2	1	19	10	51
16	TEMBY Paul	2000/01	17	84	79	5	1925	26.0	138	2	13	8	9	2	285	-	2	2	16	12	65
17	CONROY Brian	1981/82	12	63	67	2	1843	28.4	153*	2	14	7	6	1	290	-	4	6	13	14	67
18	WILLIAMS John	1984/85	14	81	75	10	1796	27.6	106*	1	11	9	3	21	284	-	2	5	22	11	44
19	BURNETT Tom	1979/80	14	69	69	11	1713	29.5	100*	1	10	11	3	22	260	-	3	5	21	13	40
20	DEY Richard	1993/94	22	98	92	11	1541	19.0	72*	-	6	10	16	7	159	-	-	1	14	9	44
21	ALSOP Greg	1997/98	10	54	61	2	1506	25.5	106	2	5	11	4	6	290	-	2	4	11	15	53
22	NOBLE Bob	1980/81	11	59	62	8	1468	27.2	92	-	10	6	1	6	347	1	2	6	15	12	47

## at WARRADALE PRIMARY

1	BURNETT Bill	1980/81	6	33	34	9	1131	45.2	133*	3	5	4	1	8	217	-	1	3	13	19	49
2	CONROY Brian	1981/82	5	25	28	1	998	37.0	156*	2	5	4	3	1	338	1	1	2	7	19	69
3	BURNETT Tom	1979/80	7	37	38	5	952	28.8	86*	-	3	10	2	12	251	-	3	3	14	14	41
4	PARHAM Trevor	1979/80	7	36	36	4	845	26.4	101	2	1	7	1	5	204	-	1	1	12	13	48
5	NOBLE Bob	1980/81	6	35	41	7	739	21.7	81	-	3	7	2	4	147	-	-	2	6	11	44
6	DALY Mick	1980/81	6	29	33	3	707	23.6	113	1	2	6	3	1	184	-	-	-	8	13	58
7	SMITH John	1980/81	6	24	25	5	644	32.2	83*	-	4	7	2	7	229	-	1	1	12	14	37
8	HODGE Andrew	1979/80	6	26	26	3	555	24.1	85	-	3	4	4	1	157	-	-	1	5	12	54
9	MANOS George	1980/81	5	24	27	4	459	20.0	59	-	1	5	3	-	182	-	-	-	5	10	47
10	HODGE David	1979/80	7	30	27	5	414	18.8	70*	-	2	2	1	2	98	-	-	-	8	8	37

## at CAMDEN PRIMARY

1	HODGE Andrew	1986/87	8	30	31	4	1142	42.3	125*	2	7	6	1	8	464	1	1	2	12	18	48
2	EDWARDS Rob	1986/87	7	27	30	4	1051	40.4	188	2	4	9	1	5	386	1	-	3	10	19	54
3	CONROY Brian	1986/87	8	29	29	-	1036	35.7	122	2	6	7	4	1	238	-	3	2	8	16	70
4	GIBBIE John	1991/92	6	29	29	3	756	29.1	164*	2	3	1	1	3	206	-	1	3	8	12	48
5	BELL Geoff	1986/87	7	30	28	7	743	35.4	105	1	3	7	2	6	208	-	1	2	4	11	45

## at PLYMPTON HIGH 1

1	HEDGER John	1990/91	3	17	15	3	473	39.4	107*	1	4	2	1	5	308	1	-	-	7	17	56
2	EDWARDS Rob	1990/91	3	13	13	3	441	44.1	107*	2	1	1	1	4	237	-	1	1	5	23	51
3	BURNETT Bill	1989/90	4	20	15	2	352	27.1	84*	-	1	3	1	3	157	-	-	-	5	11	44
4	WILLIAMS Mark	1990/91	3	14	12	-	314	26.2	91	-	2	1	-	2	138	-	-	-	4	13	54
5	FORSTER Tony	1989/90	4	19	15	5	289	28.9	66*	-	1	3	-	1	103	-	-	-	4	9	50

## MOST WICKETS TAKEN IN CAREER AT OTHER GROUNDS

at AWAY GROUNDS															
Rank	Player Name	Debut	Yrs	Gam	Overs	Mdn	Runs	Wkts	Ave	Innings Best	Fig 5w 3w	SeasonAgg Hi 25 15	Ba/ Wkt	% Tm	
1	WILKIN Anthony	1991/92	26	155	1945.4	485	5441	297	18.3	6/32	12 43	23 - 5	39	24	
2	BELL Geoff	1980/81	32	151	1402.5	306	4016	228	17.6	6/21	10 25	23 - 4	37	17	
3	SMITH John	1980/81	36	174	1115.3	191	3971	221	18.0	7/31	8 22	18 - 3	30	15	
4	MARSHALL Ashley	1996/97	21	120	1043.1	215	3794	209	18.2	7/13	6 29	21 - 2	30	21	
5	WILLIAMS Scott	1983/84	23	98	1089.2	231	3281	172	19.1	6/15	6 22	22 - 2	38	20	
6	WILLIAMS John	1984/85	14	81	1111.3	298	2687	161	16.7	6/34	3 22	22 - 4	41	22	
7	GIBBIE John	1991/92	9	47	504.1	65	1927	136	14.2	7/37	11 15	26 2 3	22	31	
8	BROWN David F	1994/95	20	86	734.4	137	2623	136	19.3	7/54	2 15	15 - 1	32	18	
9	COOMBE Peter A	1982/83	13	57	641	81	2123	134	15.8	7/53	6 20	22 - 4	29	25	
10	BROWNE Noel	1990/91	18	78	828.1	92	3212	125	25.7	6/50	6 14	23 - 2	40	18	
11	CRAIGIE Grant	1985/86	26	137	712.1	111	2337	107	21.8	6/36	4 10	13 - -	40	9	
12	HUCKSTEPP Craig	1989/90	18	74	638	125	1879	96	19.6	6/27	4 10	16 - 2	40	15	
13	GIBBIE Mick	1991/92	12	75	490.3	72	1770	93	19.0	6/60	2 16	16 - 3	32	14	
14	SCOTT Ron	1994/95	11	50	509.2	106	1499	88	17.0	9/32	5 6	19 - 3	35	21	

## at WARRADALE PRIMARY

1	BELL Geoff	1980/81	6	34	521.4	128	1315	101	13.0	7/40	4	14	24	-	3	31	24
2	SINCLAIR Bob	1979/80	5	22	344.4	99	800	76	10.5	7/24	3	13	26	1	1	27	24
3	PATMORE Dave	1979/80	5	21	225.3	49	621	69	9.0	6/28	4	9	22	-	3	20	20
4	PAPAGALLO Frank	1980/81	5	22	296.2	66	826	60	13.8	7/19	1	12	15	-	1	30	28
5	HURCOMBE Peter	1979/80	4	18	309.1	84	723	57	12.7	5/27	2	8	20	-	1	33	23

## at CAMDEN PRIMARY

1	GIBBIE John	1991/92	6	29	362.1	55	1363	81	16.8	6/29	8	9	34	1	-	27	30
2	BELL Geoff	1986/87	7	30	368	93	1160	63	18.4	4/24	-	9	15	-	1	35	22
3	MAZURKE Danny	1986/87	6	21	307.3	53	1051	59	17.8	7/34	6	4	24	-	2	31	29

## at PLYMPTON HIGH 1

1	RUSBY Shane	1990/91	3	15	177.3	43	397	42	9.5	7/25	1	7	18	-	1	25	27
2	COOMBE Peter A	1989/90	4	13	170	20	555	37	15.0	9/61	1	6	14	-	-	28	30
3	WILLIAMS John	1989/90	3	15	203.3	47	419	35	12.0	5/22	1	6	16	-	2	35	25



## FIRST TO MATCH MILESTONES

Rank	Player Name	Year	Match when Milestone was achieved Date	Rnd	GrDv	Opposition	Seasons Taken	Performance in Match Batting	Bowling
<b>350 MATCHES</b>									
1	HUGHES Peter	2015/16	06FEB/13FEB	9	B 4	ICC SHARKS	31	14	-
<b>300 MATCHES</b>									
1	BELL Geoff	2008/09	10JAN/17JAN	7	C 5	SOUTH PARK	29	40	-
2	PARHAM Trevor	2009/10	14NOV/21NOV	4	C 6	ICC SHARKS	31	29	1/2
3	HUGHES Peter	2011/12	12NOV/19NOV	4	B 3	MITCHELL PARK	27	10	-
4	SMITH John	2013/14	30NOV/07DEC	5	D 7	PLYMPTON FOOTBALLE	33	21*	1/16
<b>250 MATCHES</b>									
1	BELL Geoff	2002/03	09NOV/16NOV	3	D 6	MORPHETTVILLE PARK	23	8	2/26
2	PARHAM Trevor	2003/04	06DEC	5	B 2	PLYMPTON FOOTBALLE	25	0	1/2
3	EDWARDS Rob	2005/06	04MAR/11MAR	11	C 5	NORTH HAVEN	24	11*	-
4	SMITH John	2006/07	03MAR/10MAR	11	C 7	SHEIDOW PARK	26	13	3/27
5	HUGHES Peter	2007/08	20OCT/27OCT	2	B 4	ICC SHARKS	23	5	-
6	WILKIN Anthony	2013/14	18JAN/25JAN	8	D 7	SHEIDOW PARK	23	15	5/21
7	GIBBIE Dom	2013/14	01MAR/08MAR	11	D 7	ST GEORGE	23	5	-
8	CONLEY Andrew	2014/15	17JAN	7	D 7	COROMANDEL RAMBLER	27	28	-
9	CRAIGIE Grant	2015/16	12DEC/19DEC	6	C 6	PORT NOARLUNGA	25	8	-
<b>200 MATCHES</b>									
1	BELL Geoff	1997/98	07FEB/14FEB	9	D 5	ST GEORGE	18	11	1/20
2	PARHAM Trevor	1998/99	05DEC	5	B 2	SEACOMBE SALV'N AR	20	10	1/3
3	HODGE Andrew	2000/01	20JAN/27JAN	8	B 2	ICC SHARKS	22	19	-
4	EDWARDS Rob	2000/01	03MAR/10MAR	11	B 2	KENILWORTH	19	32	-
5	SMITH John	2002/03	26OCT/02NOV	2	C 4	ICC SHARKS	22	9	2/56
6	HUGHES Peter	2002/03	25JAN/01FEB	8	B 2	SHEIDOW PARK	18	32	-
7	WILKIN Anthony	2009/10	10OCT	1	B 3	PANORAMA	19	13	1/20
8	GIBBIE Dom	2009/10	12DEC/19DEC	6	C 6	WESTERN YOUTH CENT	19	22	-
9	CONLEY Andrew	2009/10	20FEB/27FEB	10	C 6	KESWICK	22	4	-
10	CRAIGIE Grant	2010/11	11DEC/18DEC	6	B 3	COROMANDEL RAMBLER	20	17 & 1*	-
11	MARSHALL Ashley	2013/14	01FEB/08FEB	9	B 4	KESWICK	18	-	-
12	SCHULTZ Kristian	2015/16	05MAR	11	A 2	GLENELG ANA	19	18	2/45
13	PALMER Dave	2016/17	08OCT	1	B 5	SOUTH ROAD	21	15	-
14	DEY Richard	2016/17	17DEC	7	B 5	KESWICK	22	11	1/17
<b>150 MATCHES</b>									
1	BELL Geoff	1993/94	13NOV/20NOV	4	B 2	HECTORVILLE	14	14	-
2	PARHAM Trevor	1993/94	13NOV/20NOV	4	B 2	HECTORVILLE	15	9	-
3	BURNETT Bill	1995/96	07OCT/14OCT	1	A 1	SOUTH ROAD	15	42	-
4	HODGE Andrew	1996/97	04JAN/11JAN	7	D 6	COROMANDEL	18	85	-
5	EDWARDS Rob	1996/97	01FEB/08FEB	9	C 5	PLYMPTON FOOTBALLE	15	2	-
6	SMITH John	1997/98	06DEC	5	C 4	BANK SA	17	-	-
7	FORSTER Tony	1997/98	07FEB/14FEB	9	A 1	MITCHELL PARK	14	20	-
8	HUGHES Peter	1998/99	21NOV/28NOV	4	A 1	COROMANDEL RAMBLER	14	10	-
9	WILLIAMS John	1998/99	06FEB/13FEB	9	A 1	SOUTH ROAD	14	0	2/73
10	WILKIN Anthony	2003/04	24JAN/31JAN	8	B 2	KENILWORTH	13	3	3/23
11	WILLIAMS Mark	2003/04	07FEB/14FEB	9	A 1	ICC SHARKS	14	15 & 0*	-
12	GIBBIE Dom	2004/05	20NOV/27NOV	4	B 2	ROSEWATER	14	6	-
13	CRAIGIE Grant	2004/05	08JAN	7	A 1	KESWICK	14	0	-
14	CONLEY Andrew	2004/05	12FEB/19FEB	10	A 1	ICC SHARKS	17	59*	-
15	WILLIAMS Scott	2005/06	18FEB/25FEB	10	B 3	SOUTHERN	18	2	3/33 & 3/38
16	DAVIDSON Phil	2007/08	06OCT/13OCT	1	A 2	ICC SHARKS	15	43	-
17	BROWN Andrew	2007/08	19JAN/26JAN	8	C 6	BELAIR	15	0	-
18	HUXTABLE Andrew	2008/09	21MAR/22MAR	FS	A 2	MORPHETTVILLE PARK	17	19*	-
19	MARSHALL Ashley	2009/10	12DEC/19DEC	6	A 2	NORTH HAVEN	14	4	-
20	BROWN David F	2009/10	16JAN	7	C 6	ICC SHARKS	16	0	-
21	ROWE Brenton	2010/11	05MAR/12MAR	11	B 3	WESTMINSTER O.S.	15	-	-
22	SCHULTZ Kristian	2011/12	29OCT/05NOV	3	A 2	MORPHETTVILLE PARK	15	15*	-
23	DEY Richard	2011/12	12NOV/19NOV	4	A 2	NORTH HAVEN	17	0	-
24	PALMER Dave	2011/12	18FEB/25FEB	10	B 3	CLAPHAM	16	86*	-
25	HUCKSTEPP Craig	2013/14	02NOV/09NOV	3	B 4	NORTH HAVEN	17	-	-
26	CONROY Jason	2013/14	16NOV/23NOV	4	C 5	MITCHELL PARK	20	0	-
27	TEMBY Paul	2014/15	15NOV/22NOV	4	A 2	ICC SHARKS	15	4	-
28	BROWNE Noel	2015/16	09JAN/16JAN	7	C 6	MITCHELL PARK	19	0	2/65
29	TONKIN Andrew	2016/17	15OCT	2	D 8	SHEIDOW PARK	15	17	1/5
<b>100 MATCHES</b>									
1	BURNETT Tom	1988/89	17DEC/24DEC	6	A 1	WESTMINSTER O.S.	10	35	-
2	PARHAM Trevor	1988/89	28JAN/04FEB	9	A 1	KENILWORTH	10	27	-
3	NOBLE Bob	1988/89	11FEB/18FEB	10	B 2	ADELAIDE CAVALIERS	9	25	-
4	BELL Geoff	1989/90	14OCT/21OCT	1	B 3	MODBURY HEIGHTS	10	36*	1/18
5	HODGE Andrew	1989/90	17MAR/18MAR	FS	A 1	PLYMPTON FOOTBALLE	11	1	-
6	BURNETT Bill	1990/91	19JAN/26JAN	8	A 1	COROMANDEL RAMBLER	10	84*	-
7	DALY Mick	1990/91	16MAR/17MAR	FS	C 6	MITCHELL PARK	11	3	-
8	EDWARDS Rob	1991/92	04JAN	6	B 2	ETSA CAVALIERS	10	1	-
9	CONROY Brian	1991/92	04JAN	6	D 6	MITCHAM	10	58	-
10	SMITH John	1992/93	12DEC/19DEC	6	C 4	KESWICK	12	-	2/37
11	COOMBE Peter A	1992/93	06FEB/13FEB	9	A 1	COROMANDEL	11	-	3/52
12	CRAM Don	1993/94	09OCT/16OCT	1	D 5	COROMANDEL RAMBLER	11	0	-
13	FORSTER Tony	1993/94	27NOV/04DEC	5	A 1	ANZ BANK	10	13	-
14	CRAIGIE Grant	1993/94	05MAR/12MAR	11	B 2	NORTH HAVEN	9	8	-
15	WILLIAMS John	1993/94	26MAR/27MAR	GF	A 1	HECTORVILLE	9	5	1/42
16	HUGHES Peter	1994/95	22OCT/29OCT	2	B 2	MITCHELL PARK	10	10	-
17	CONLEY Andrew	1998/99	09JAN/16JAN	7	A 1	MORPHETTVILLE PARK	11	9 & 16*	-
18	WILLIAMS Mark	1998/99	20FEB/27FEB	10	B 2	PLYMPTON FOOTBALLE	9	45	-
19	WILLIAMS Scott	1998/99	13MAR	11	B 2	SHEIDOW PARK	11	-	2/40
20	HUCKSTEPP Craig	1999/00	23OCT/30OCT	2	A 1	WESTERN YOUTH CENT	11	6*	-
21	WILKIN Anthony	1999/00	11DEC/18DEC	6	B 2	PLYMPTON FOOTBALLE	9	1*	-
22	GIBBIE Mick	1999/00	25MAR/26MAR	GF	B 2	KESWICK	8	19	-
23	GIBBIE Dom	2000/01	07OCT/14OCT	1	D 5	SOUTH PARK	10	40	-
24	FULLER Paul	2001/02	06OCT/13OCT	1	B 3	SOUTHERN	11	-	-
25	HEDGER John	2001/02	15DEC/22DEC	6	A 1	HECTORVILLE	12	19	-

## FIRST TO MATCH MILESTONES ...CONTINUED...

Rank	Player Name	Year	Match when Milestone was achieved Date Rnd GrDv Opposition	Seasons Taken	Performance in Match Batting Bowling
<b>100 MATCHES ...CONTINUED...</b>					
26	HODGE David	2001/02	05DEC/12DEC 7 D 6 ADELAIDE CAVALIERS	14	1* & 0* -
27	BROWN Andrew	2001/02	19JAN/26JAN 8 D 6 KENILWORTH	9	41 -
28	CONROY Jason	2001/02	16FEB/23FEB 10 C 5 SOUTHERN	13	4 -
29	DEY Cameron	2002/03	23NOV 4 D 6 WESTERN YOUTH CENT	11	18 -
30	DAVIDSON Phil	2002/03	25JAN/01FEB 8 B 2 SHEIDOW PARK	10	6 1/23
31	HUXTABLE Andrew	2002/03	08FEB/15FEB 9 A 1 WESTERN YOUTH CENT	11	11 -
32	DEY Richard	2003/04	08NOV/15NOV 3 A 1 COROMANDEL	11	22 -
33	WILLCOX Steve	2003/04	08NOV/15NOV 3 D 6 WOODCROFT	14	30 3/28
34	BROWN David F	2003/04	24JAN/31JAN 8 C 4 PANORAMA	10	2 -
35	MARSHALL Ashley	2005/06	15OCT 1 B 3 SHEIDOW PARK	10	0 2/49
36	ALSOP Greg	2006/07	18NOV/25NOV 4 A 1 PLYMPTON FOOTBALLE	10	0 & 38 -
37	PALMER Dave	2006/07	18NOV/25NOV 4 A 1 PLYMPTON FOOTBALLE	11	0 & 0 -
38	ROWE Brenton	2006/07	18NOV/25NOV 4 B 4 ST GEORGE	11	1 -
39	SCHULTZ Kristian	2006/07	03MAR/10MAR 11 A 1 ICC SHARKS	10	38 1/26
40	BROWNE Noel	2007/08	17NOV/24NOV 4 A 2 KESWICK	12	1* 1/24
41	TEMBY Paul	2009/10	23JAN/30JAN 8 A 2 SHEIDOW PARK	10	1 -
42	SIDON Brendon	2010/11	05MAR/12MAR 11 A 2 KENILWORTH	11	0 -
43	TONKIN Andrew	2011/12	29OCT/05NOV 3 A 2 MORPHETTVILLE PARK	10	4 1/35
44	MONAHAN Phil	2014/15	11OCT 1 D 7 NORTH HAVEN	10	4 -
45	GREEN Anthony	2015/16	09JAN/16JAN 7 C 6 MITCHELL PARK	13	4 3/45
46	DENIET Josh	2016/17	03DEC/10DEC 6 A 3 MORPHETTVILLE PARK	12	24* 3/19
47	TONKIN Braedon	2016/17	28JAN/04FEB 11 B 5 BELAIR	10	- -

## 50 MATCHES (FIRST 3 &amp; LAST 8)

1	PARHAM Trevor	1983/84	10DEC/17DEC 5 A 2 P.T.C.C.	5	0 -
2	BURNETT Tom	1983/84	11FEB/18FEB 8 A 2 MITCHELL PARK	5	63* -
3	NOBLE Bob	1984/85	01DEC/08DEC 5 B 3 PLYMPTON FOOTBALLE	5	1 -
78	MARKS Greg	2013/14	01FEB/08FEB 9 A 2 KESWICK	5	- -
79	WILLIAMS Rowan	2013/14	01FEB/08FEB 9 A 2 KESWICK	6	- -
80	FLAMANK Paul	2014/15	15NOV/22NOV 4 D 7 SOUTHERN	7	- -
81	RUSSELL Nic	2015/16	05MAR 11 C 6 PLYMPTON FOOTBALLE	8	- -
82	FROST Justin	2016/17	19NOV/26NOV 5 A 3 NORTH HAVEN	6	12 1/39
83	MATTHEWS Jacob	2016/17	11FEB/18FEB 12 B 5 SOUTH ROAD	7	11* 3/20 & 4/20
84	PANSINI Angelo	2016/17	11MAR 14 C 7 MITCHELL PARK	4	5 1/14
85	FERGUSON Haimish	2016/17	18MAR/19MAR FS A 3 NORTH HAVEN	4	3 -

## BEST BATTING/BOWLING PERFORMANCE ON DEBUT

Rank	Player Name	Year	Debut Match Date Rnd GrDv Opposition	COY Points	Performance in Match Batting Bowling
<b>CENTURY OR FIVE-FOR ON DEBUT</b>					
1	O'CONNELL Lachlan	1999/00	20NOV/27NOV 4 A 1 MORPHETTVILLE PARK	146	146 -
2	LANDORF Jason	1993/94	22JAN/29JAN 8 D 5 MODBURY HEIGHTS	144	74 5/91
3	DEANE Andrew	1983/84	29OCT/05NOV 2 B 4 GLENELG LACROSSE	126	56 5/50
4	JELBERT Curtis	2016/17	22OCT/29OCT 3 D 8 COVE	114	114 -
5	SINCLAIR Bob	1979/80	13OCT/20OCT 1 A 6 PARAFIELD GARDENS	112	14* & 0 5/14 & 2/21
6	MELLORS Greg	1999/00	11DEC/18DEC 6 D 5 PLYMPTON FOOTBALLE	111	111 -
7	BURTENSHAW Dave	1997/98	11OCT/18OCT 1 A 1 PLYMPTON FOOTBALLE	78	8 5/46
8	ROSS Des	1987/88	17OCT/24OCT 1 B 2 PLYMPTON FOOTBALLE	76	6 5/29
9	WILKIN Anthony	1991/92	19OCT/26OCT 1 B 2 STATE BANK	76	6 5/62
10	DUNN Scott	2003/04	22NOV/29NOV 4 B 2 KESWICK	73	3* 5/46
11	GLENVILLE Jim	1995/96	03FEB/10FEB 9 C 5 MITCHELL PARK	72	2* 5/56

## FIFTY OR FOUR-FOR ON DEBUT

12	BURNETT Christian	2009/10	14NOV/21NOV 4 C 6 ICC SHARKS	124	82 3/42
13	CORNELISSEN Jack	2015/16	10OCT/17OCT 1 D 7 WOODCROFT	119	63* 1/27 & 3/12
14	MANETTA Phil	1979/80	13OCT/20OCT 1 A 6 PARAFIELD GARDENS	99	78* -
15	COOMBE Peter A	1982/83	13NOV/20NOV 3 A 3 HECTORVILLE	98	14 4/39 & 2/0
16	CAMERON Scott	1990/91	10NOV/17NOV 3 C 6 NORWOOD UNION	86	86* -
17	HARRISON Graham	1988/89	15OCT/22OCT 1 B 2 NORWOOD UNION	83	27 4/33
18	TUMES John	2001/02	19JAN/26JAN 8 A 1 PLYMPTON FOOTBALLE	81	67 1/52
19	BROOKER Christian	2013/14	02NOV/09NOV 3 A 2 KENILWORTH	79	23 4/27
20	JENNINGS Tony	1980/81	11OCT/18OCT 1 B 7 SEAVIEW DOWNS	76	6 1/7 & 4/13
21	DINAN Mick	1999/00	06NOV/13NOV 3 B 2 HECTORVILLE	75	75* -
22	BELSAK Andrew	2015/16	10OCT/17OCT 1 A 2 NORTH HAVEN	75	75 -
23	BARRITT Henry	2015/16	24OCT/31OCT 2 B 4 BELAIR	75	61 1/6
24	HALL Michael	1987/88	17OCT/24OCT 1 B 2 PLYMPTON FOOTBALLE	74	60 1/30
25	COCHRANE Herb	1983/84	26NOV/03DEC 4 B 4 ANZ BANK	72	16 4/55
26	AITKEN Geoff	1983/84	15OCT/22OCT 1 B 4 SOUTHERN DISTRICTS	71	71 -
27	SCHMIAUKE Marc	2015/16	10OCT/17OCT 1 A 2 NORTH HAVEN	69	69 -
28	LISTON Dave	1997/98	08NOV/15NOV 3 A 1 PANORAMA	68	12 4/20
29	LOGAN Derek	1984/85	06OCT/13OCT 1 B 3 COROMANDEL	68	12 4/21
30	COPLEY Steve	1994/95	19NOV/26NOV 4 D 5 RIDGE PARK	66	52* 1/27
31	BALYM Anton	2014/15	11OCT 1 A 2 MORPHETTVILLE PARK	64	64* -
32	HALL John	1992/93	06FEB/13FEB 9 D 6 KESWICK	64	8 4/47
33	HOPPENBROUWERS Ron	1994/95	04FEB/11FEB 9 D 5 KENILWORTH	63	63 -
34	BELL Geoff	1980/81	25OCT/01NOV 2 B 7 BRECKNOCK	63	7 4/51
35	McMAHON Danny	1994/95	10DEC/17DEC 6 C 4 SEAVIEW O.S.	63	7 4/101
36	SAINI Shami	2014/15	11OCT 1 C 6 MITCHELL PARK	62	62 -
37	DAVIDSON Phil	1993/94	11DEC/18DEC 6 D 5 SOUTH ROAD	59	59 -
38	LYNE Mick	1999/00	04DEC 5 D 5 SOUTH ROAD	56	- 4/15
39	BARTON Matthew	2000/01	02DEC/09DEC 5 D 5 MITCHELL PARK	56	- 4/16
40	RANGER Brenton	1980/81	20DEC 6 B 7 SEAVIEW DOWNS	56	0 4/28
41	BRUSNAHAN Dale	2014/15	11OCT 1 B 4 SOUTH PARK	56	- 4/33
42	EDWARDS Shaun	2004/05	20NOV/27NOV 4 B 2 ROSEWATER	56	- 4/38
43	WOOD Craig	2007/08	06OCT/13OCT 1 A 2 ICC SHARKS	56	0 4/57
44	JAMES Michael	1994/95	07JAN/14JAN 7 C 4 MITSUBISHI	56	0 4/62
45	GIBBIE John	1991/92	02NOV/09NOV 2 D 6 MITCHAM	56	0* 4/94
46	FULLER Paul	1991/92	19OCT/26OCT 1 B 2 STATE BANK	55	55 -
47	RIPPINGALE B	1985/86	19OCT/26OCT 1 B 3 KENILWORTH	53	53 -
48	GIBBIE Dom	1991/92	19OCT/26OCT 1 C 5 COWANDILLA	53	53 -
49	HUTCHINSON Wayne	2005/06	07JAN/14JAN 7 B 3 WESTERN YOUTH CENT	53	53 -
50	LIPSETT Wes	2009/10	10OCT 1 A 2 KENILWORTH	52	52 -

## QUICKEST TO BATTING MILESTONES

Rank	Player Name	Matches taken	Batting Average	Year	Match when Milestone was achieved Date	Rnd	Opposition
7000 RUNS							
1	CONLEY Andrew	244	32.41	2013/14	15FEB/22FEB	10	HAMILTON
2	PARHAM Trevor	300	25.35	2009/10	14NOV/21NOV	4	ICC SHARKS
3	HUGHES Peter	353	21.70	2015/16	12MAR/13MAR	FS	WOODCROFT
6000 RUNS							
1	EDWARDS Rob	212	29.89	2001/02	16MAR/17MAR	FS	WESTMINSTER O.S.
2	CONLEY Andrew	221	31.15	2011/12	07JAN/14JAN	7	COROMANDEL RAMBLER
3	HODGE Andrew	225	31.21	2003/04	06DEC	5	ICC SHARKS
4	PARHAM Trevor	263	25.07	2004/05	29JAN/05FEB	9	ST GEORGE
5	HUGHES Peter	303	21.08	2011/12	07JAN/14JAN	7	ICC SHARKS
5000 RUNS							
1	EDWARDS Rob	168	31.92	1998/99	21NOV/28NOV	4	KENILWORTH
2	BURNETT Bill	175	35.47	1999/00	19FEB/26FEB	10	ADELAIDE CAVALIERS
3	HODGE Andrew	177	33.23	1998/99	23JAN/30JAN	8	PANORAMA
4	CONLEY Andrew	195	27.89	2009/10	28NOV/05DEC	5	COROMANDEL RAMBLER
5	PARHAM Trevor	214	25.93	1999/00	05FEB/12FEB	9	GLENELG ANA
6	CRAIGIE Grant	248	24.18	2015/16	21NOV/28NOV	4	MORPHETTVILLE PARK
7	HUGHES Peter	256	20.44	2007/08	19JAN/26JAN	8	MORPHETTVILLE PARK
4000 RUNS							
1	CONROY Brian	121	32.10	1993/94	19FEB/26FEB	10	HECTORVILLE
2	GIBBIE Mick	134	30.69	2003/04	06DEC	5	PLYMPTON FOOTBALLE
3	BURNETT Bill	139	36.06	1994/95	05NOV/12NOV	3	ST MARKS
4	EDWARDS Rob	143	30.18	1996/97	26OCT/02NOV	2	NORTH HAVEN
5	HODGE Andrew	153	31.02	1996/97	15FEB/22FEB	10	KESWICK
6	CONLEY Andrew	153	28.94	2005/06	22OCT/29OCT	2	PLYMPTON FOOTBALLE
7	PARHAM Trevor	165	27.07	1994/95	04FEB/11FEB	9	COROMANDEL
8	DAVIDSON Phil	195	21.16	2013/14	01MAR/08MAR	11	ICC SHARKS
9	SCHULTZ Kristian	196	20.84	2015/16	09JAN/16JAN	7	SOUTH ROAD
10	HUGHES Peter	204	21.06	2002/03	22MAR/23MAR	FS	KESWICK
11	CRAIGIE Grant	206	23.14	2011/12	15OCT/22OCT	2	SOUTH ROAD
12	GIBBIE Dom	223	21.13	2011/12	10DEC/17DEC	6	PLYMPTON FOOTBALLE
13	BELL Geoff	248	26.54	2002/03	12OCT/19OCT	1	KENILWORTH
14	SMITH John	295	20.65	2012/13	09FEB/16FEB	10	WOODCROFT
3000 RUNS							
1	CONROY Brian	93	31.08	1990/91	19JAN/26JAN	8	MODBURY HEIGHTS
2	BURNETT Bill	97	38.51	1990/91	08DEC	5	SOUTH ROAD
3	EDWARDS Rob	109	29.16	1992/93	05DEC	5	ST MARKS
4	GIBBIE Mick	110	27.61	2001/02	05JAN/12JAN	7	ST GEORGE
5	CONLEY Andrew	117	28.92	2000/01	02DEC/09DEC	5	SOUTH ROAD
6	PARHAM Trevor	121	27.72	1990/91	16FEB/23FEB	10	ANZ BANK
7	BURNETT Tom	123	28.94	1992/93	06FEB/13FEB	9	COROMANDEL
8	WILLIAMS Mark	124	26.74	2001/02	06OCT/13OCT	1	WESTERN YOUTH CENT
9	HODGE Andrew	134	27.34	1994/95	04FEB/11FEB	9	KENILWORTH
10	WILLIAMS John	136	28.38	1997/98	13DEC/20DEC	6	COROMANDEL RAMBLER
11	DAVIDSON Phil	143	20.94	2006/07	02DEC	5	KESWICK
12	SCHULTZ Kristian	144	20.75	2010/11	22JAN/29JAN	8	MORPHETTVILLE PARK
13	GIBBIE Dom	153	24.00	2004/05	08JAN	7	KESWICK
14	TEMBY Paul	160	21.52	2015/16	24OCT/31OCT	2	BELAIR
15	PALMER Dave	160	20.00	2012/13	26JAN/02FEB	9	GLENELG ANA
16	HUGHES Peter	163	20.36	1999/00	11DEC/18DEC	6	PLYMPTON FOOTBALLE
17	SMITH John	175	21.81	1999/00	22JAN/29JAN	8	COROMANDEL RAMBLER
18	CRAIGIE Grant	175	20.93	2007/08	15DEC/22DEC	6	NORTH HAVEN
19	DEY Richard	188	19.20	2015/16	09JAN/16JAN	7	SHEIDOW PARK
20	BELL Geoff	221	24.21	1999/00	11DEC/18DEC	6	PLYMPTON FOOTBALLE
2000 RUNS							
1	CONROY Brian	49	37.93	1985/86	11JAN/18JAN	7	WESTMINSTER O.S.
2	BURNETT Bill	58	45.13	1985/86	30NOV/07DEC	4	COROMANDEL RAMBLER
3	LIPSETT Wes	62	35.40	2014/15	13DEC/20DEC	6	SHEIDOW PARK
4	ALSOPI Greg	69	31.30	2003/04	22NOV/29NOV	4	KESWICK
5	BURNETT Tom	70	34.49	1985/86	14DEC/21DEC	5	SOUTH ROAD
6	PARHAM Trevor	76	30.25	1986/87	15NOV/22NOV	3	KENILWORTH
7	EDWARDS Rob	76	26.36	1989/90	25NOV/02DEC	4	COROMANDEL
8	NOBLE Bob	76	26.32	1986/87	03JAN	6	ANZ BANK
9	GIBBIE John	79	29.90	1997/98	07FEB/14FEB	9	ST GEORGE
10	GIBBIE Mick	80	26.57	1998/99	05DEC	5	SEACOMBE SALV'N AR
11	HODGE Andrew	82	28.04	1988/89	19NOV/26NOV	4	KESWICK
12	WILLIAMS Mark	83	25.96	1997/98	08NOV/15NOV	3	PANORAMA
13	DALY Mick	84	23.96	1989/90	06JAN/13JAN	7	COROMANDEL RAMBLER
14	CONLEY Andrew	85	28.21	1996/97	15MAR/16MAR	FS	PANORAMA
15	HEDGER John	89	24.14	2000/01	18NOV/25NOV	4	PLYMPTON FOOTBALLE
16	SMITH John	89	24.11	1991/92	30NOV/07DEC	4	KENILWORTH
17	TEMBY Paul	94	23.54	2009/10	17OCT/24OCT	2	ADELAIDE INDIANS
18	SCHULTZ Kristian	98	19.46	2006/07	03FEB/10FEB	9	WESTMINSTER O.S.
19	WILLIAMS John	99	27.07	1993/94	19MAR/20MAR	FS	PLYMPTON FOOTBALLE
20	DAVIDSON Phil	101	20.76	2002/03	08FEB/15FEB	9	WESTERN YOUTH CENT
21	MONAHAN Phil	101	19.74	2014/15	18OCT/25OCT	2	WESTERN YOUTH CENT
22	GIBBIE Dom	104	24.66	2000/01	02DEC/09DEC	5	HECTORVILLE
23	HUGHES Peter	109	21.16	1994/95	04MAR/11MAR	11	KENILWORTH
24	PALMER Dave	115	19.23	2008/09	14FEB	9	SOUTHERN
25	CRAIGIE Grant	117	21.59	1995/96	09DEC/16DEC	6	MODBURY HEIGHTS
26	HUXTABLE Andrew	118	17.74	2006/07	21OCT/28OCT	2	COROMANDEL RAMBLER
27	DEY Richard	132	19.26	2009/10	06FEB/13FEB	9	BELAIR
28	FORSTER Tony	134	22.26	1996/97	23NOV/30NOV	4	CAMPB' TOWN/ANZ
29	TOKIN Andrew	143	18.08	2015/16	05DEC	5	NORTH HAVEN
30	CONROY Jason	170	12.84	2015/16	24OCT/31OCT	2	SOUTHERN
31	MARSHALL Ashley	172	14.65	2011/12	29OCT/05NOV	3	NORTH HAVEN
32	BELL Geoff	193	20.74	1997/98	25OCT/01NOV	2	COROMANDEL

## QUICKEST TO BATTING MILESTONES ...CONTINUED...

Rank	Player Name	Matches taken	Batting Average	Year	Match when Milestone was achieved Date	Rnd	Opposition
<b>1000 RUNS</b>							
1	CONROY Brian	19	48.14	1982/83	19FEB/26FEB	9	ADELAIDE CAVALIERS
2	O'CONNELL Lachlan	20	48.81	2001/02	05JAN/12JAN	7	COROMANDEL
3	WILSON Gary	27	59.29	2016/17	25MAR/26MAR	GF	MITCHELL PARK
4	BURNETT Bill	29	48.62	1982/83	05MAR/12MAR	10	NETLEY
5	EMERY Peter	29	37.39	1993/94	13NOV/20NOV	4	PLYMPTON FOOTBALLE
6	BURNETT Tom	30	46.41	1981/82	06MAR/13MAR	10	ANZ BANK
7	HODGE Andrew	32	38.67	1981/82	20MAR/27MAR	11	SAVINGS BANK S.A.
8	LIPSETT Wes	32	33.06	2011/12	21JAN/28JAN	8	SOUTH ROAD
9	PANSINI Angelo	33	41.67	2015/16	06FEB/13FEB	9	COROMANDEL RAMBLER
10	NOBLE Bob	34	30.39	1982/83	19MAR/26MAR	11	KESWICK
11	DALY Mick	35	28.14	1984/85	01DEC/08DEC	5	PLYMPTON FOOTBALLE
12	PARHAM Trevor	37	31.69	1982/83	13NOV/20NOV	3	HECTORVILLE
13	HEDGER John	37	30.39	1992/93	24OCT/31OCT	2	HECTORVILLE
14	HARRISON Graham	37	29.56	1996/97	23NOV/30NOV	4	CAMPB'TOWN/ANZ
15	FERGUSON Haimish	38	30.82	2016/17	22OCT/29OCT	3	SHEIDOW PARK
16	GIBBIE Mick	38	26.95	1993/94	26MAR/27MAR	GF	HECTORVILLE
17	BALYM Anton	39	35.28	2016/17	25MAR/26MAR	GF	HAMILTON
18	MONAHAN Phil	40	25.40	2008/09	10JAN/17JAN	7	SHEIDOW PARK
19	DAVIDSON Phil	41	26.37	1997/98	25OCT/01NOV	2	SOUTH ROAD
20	WILLIAMS John	42	27.76	1988/89	29OCT/05NOV	2	PLYMPTON FOOTBALLE
21	SMITH John	42	27.05	1984/85	15DEC/22DEC	6	ADELAIDE CAVALIERS
22	EDWARDS Rob	42	23.02	1986/87	15NOV/22NOV	3	NORWOOD UNION
23	WILLIAMS Mark	43	25.20	1991/92	08FEB/15FEB	9	MITCHELL PARK
24	ALSOP Greg	44	28.46	2001/02	03NOV/10NOV	3	MORPHETTville PARK
25	MANOS George	44	24.12	1984/85	05JAN/12JAN	7	HECTORVILLE
26	GIBBIE John	45	31.94	1994/95	18FEB/25FEB	10	NORWOOD UNION
27	RUSSELL Nic	45	28.94	2014/15	28FEB	10	NORTH HAVEN
28	GIBBIE Dom	46	25.13	1995/96	21OCT/28OCT	2	SOUTH ROAD
29	HALL Michael	47	24.83	1995/96	02MAR/09MAR	11	COROMANDEL
30	SWIFT Andrew	48	19.67	2003/04	21FEB/28FEB	10	KENILWORTH
31	TEMBY Paul	50	22.40	2005/06	05NOV/12NOV	3	ICC SHARKS
32	McNAMARA Trinity	50	22.36	2008/09	01NOV/08NOV	3	ST GEORGE
33	HUXTABLE Andrew	50	18.94	1997/98	07MAR/14MAR	11	SHEIDOW PARK
34	DEANE Andrew	51	21.98	1987/88	09JAN/16JAN	7	ANZ BANK
35	HOLST Bill	54	20.27	1991/92	22FEB/29FEB	10	MITCHELL PARK
36	COOMBE Peter A	55	41.04	1987/88	14NOV/21NOV	3	KENILWORTH
37	SCHULTZ Kristian	57	17.91	2002/03	22FEB/01MAR	10	KESWICK
38	CRAM Don	58	18.72	1988/89	25FEB/04MAR	11	SEAVIEW DOWNS
39	HUGHES Peter	58	18.57	1990/91	15DEC/22DEC	6	KESWICK
40	CONLEY Andrew	60	23.13	1994/95	21JAN/28JAN	8	KESWICK
41	PALMER Dave	60	19.71	2001/02	05JAN/12JAN	7	ST GEORGE
42	FORSTER Tony	65	20.43	1990/91	05JAN/12JAN	7	COROMANDEL
43	CRAIGIE Grant	65	18.74	1991/92	19OCT/26OCT	1	STATE BANK
44	FULLER Paul	65	16.83	1997/98	13DEC/20DEC	6	ST GEORGE
45	CONROY Jason	66	15.63	1998/99	23JAN/30JAN	8	SOUTH ROAD
46	LUONG Bang	70	16.29	2003/04	07FEB/14FEB	9	SHEIDOW PARK
47	DEY Richard	74	17.08	2000/01	17FEB/24FEB	10	COROMANDEL
48	HODGE David	77	22.13	1990/91	15DEC/22DEC	6	NORTH HAVEN
49	BROWN Mike	78	18.87	1996/97	09NOV/16NOV	3	HECTORVILLE
50	BROWN David F	79	14.08	2001/02	19JAN/26JAN	8	KENILWORTH
51	ROWE Brenton	79	13.89	2003/04	06MAR/13MAR	11	COROMANDEL
52	MARSHALL Ashley	81	14.74	2003/04	22NOV/29NOV	4	NORTH HAVEN
53	WILLCOX Steve	83	15.42	2000/01	03FEB/10FEB	9	KESWICK
54	TONKIN Andrew	85	14.71	2009/10	20FEB/27FEB	10	NORTH HAVEN
55	DENIET Josh	88	18.22	2015/16	05DEC	5	ICC SHARKS
56	GREEN Anthony	88	15.66	2014/15	29NOV/06DEC	5	MITCHELL PARK
57	DEY Cameron	88	13.43	1999/00	04MAR/11MAR	11	SOUTH PARK
58	BROWNE Noel	118	16.35	2010/11	09OCT	1	PLYMPTON FOOTBALLE
59	BELL Geoff	143	17.02	1992/93	20FEB/27FEB	10	NORTH PARK
60	WILKIN Anthony	167	11.02	2005/06	04FEB/11FEB	9	SOUTH PARK
<b>500 RUNS (10 QUICKEST)</b>							
1	BELSAK Andrew	11	44.33	2016/17	19NOV/26NOV	5	NORTH HAVEN
2	DALY Mick	11	36.57	1981/82	20MAR/27MAR	11	DAVID JONES
3	WILSON Gary	12	63.38	2015/16	19MAR/20MAR	GF	ICC SHARKS
4	FERGUSON Jason	12	47.36	2014/15	18OCT/25OCT	2	WESTERN YOUTH CENT
5	O'CONNELL Lachlan	12	42.83	2000/01	03FEB/10FEB	9	COROMANDEL RAMBLER
6	CONROY Brian	14	32.67	1982/83	27NOV/04DEC	4	COROMANDEL
7	SCHMIDAUKE Marc	15	50.10	2016/17	28JAN/04FEB	11	HAMILTON
8	BURNETT Tom	15	46.82	1980/81	10JAN/17JAN	7	CAMPBELLTOWN
9	HARRIS Glenn	15	38.54	2016/17	22OCT/29OCT	3	KENILWORTH
10	MELLORS Greg	15	36.07	2000/01	17FEB/24FEB	10	NORTH HAVEN

## QUICKEST TO BOWLING MILESTONES

Rank	Player Name	Matches taken	Bowling Average	Year	Match when Milestone was achieved Date	Rnd	Opposition
<b>500 WICKETS</b>							
1	WILKIN Anthony	234	16.25	2012/13	20OCT/27OCT	2	BELAIR
<b>400 WICKETS</b>							
1	WILKIN Anthony	176	16.12	2006/07	06JAN/13JAN	7	NORTH HAVEN
2	BELL Geoff	193	16.50	1997/98	25OCT/01NOV	2	COROMANDEL
3	MARSHALL Ashley	231	17.47	2016/17	05NOV/12NOV	4	MORPHETTville PARK
4	SMITH John	302	17.43	2013/14	04JAN/11JAN	7	SOUTH ROAD
<b>300 WICKETS</b>							
1	WILKIN Anthony	125	15.68	2001/02	05JAN/12JAN	7	COROMANDEL
2	BELL Geoff	127	16.47	1991/92	04JAN	6	ANZ BANK
3	WILLIAMS John	137	15.63	1997/98	10JAN/17JAN	7	CAMPB'TOWN/ANZ
4	WILLIAMS Scott	165	18.09	2007/08	17NOV/24NOV	4	NORTH HAVEN
5	MARSHALL Ashley	181	18.29	2012/13	06OCT/13OCT	1	SHEIDOW PARK
6	SMITH John	217	16.48	2003/04	07FEB/14FEB	9	WESTMINSTER O.S.

## QUICKEST TO BOWLING MILESTONES ...CONTINUED...

Rank	Player Name	Matches taken	Bowling Average	Year	Match when Milestone was achieved Date	Rnd	Opposition
<b>250 WICKETS</b>							
1	GIBBIE John	90	14.92	1998/99	23JAN/30JAN	8	SOUTH ROAD
2	BELL Geoff	92	16.07	1988/89	19NOV/26NOV	4	KESWICK
3	COOMBE Peter A	100	15.05	1992/93	06FEB/13FEB	9	COROMANDEL
4	WILKIN Anthony	109	15.43	2000/01	21OCT/28OCT	2	WESTERN YOUTH CENT
5	WILLIAMS John	113	15.41	1995/96	21OCT/28OCT	2	MITCHELL PARK
6	WILLIAMS Scott	139	18.72	2003/04	13DEC/20DEC	6	PANORAMA
7	BROWN David F	153	18.09	2009/10	20MAR/21MAR	FS	SOUTH PARK
8	MARSHALL Ashley	156	18.45	2009/10	20MAR/21MAR	FS	BELAIR
9	SMITH John	193	16.20	2001/02	15DEC/22DEC	6	SOUTH PARK
<b>200 WICKETS</b>							
1	BELL Geoff	68	13.71	1986/87	18OCT/25OCT	1	PLYMPTON FOOTBALL
2	GIBBIE John	68	14.44	1996/97	01MAR/08MAR	11	COROMANDEL RAMBLER
3	COOMBE Peter A	82	15.59	1990/91	15DEC/22DEC	6	KESWICK
4	WILLIAMS John	90	15.57	1993/94	23OCT/30OCT	2	SOUTH ROAD
5	WILKIN Anthony	95	16.58	1999/00	09OCT/16OCT	1	WESTMINSTER O.S.
6	WILLIAMS Scott	109	18.52	2000/01	06JAN/13JAN	7	HECTORVILLE
7	BROWN David F	124	17.10	2006/07	21OCT/28OCT	2	SOUTH ROAD
8	BROWNE Noel	126	24.76	2011/12	15OCT/22OCT	2	SOUTH ROAD
9	CRAIGIE Grant	131	21.20	1996/97	01FEB/08FEB	9	ICC SHARKS
10	MARSHALL Ashley	132	19.80	2007/08	23FEB/01MAR	11	WESTERN YOUTH CENT
11	HUCKSTEPP Craig	138	18.43	2011/12	03MAR/10MAR	11	SHEIDOW PARK
12	SMITH John	166	16.31	1998/99	13MAR	11	KESWICK
<b>150 WICKETS</b>							
1	BELL Geoff	48	12.75	1984/85	01DEC/08DEC	5	WESTMINSTER O.S.
2	SINCLAIR Bob	49	12.03	1994/95	19NOV/26NOV	4	RIDGE PARK
3	GIBBIE John	58	15.94	1995/96	16MAR/17MAR	FS	KESWICK
4	MAZURKE Danny	64	17.57	1991/92	07MAR/14MAR	11	PLYMPTON FOOTBALL
5	COOMBE Peter A	65	16.10	1988/89	11FEB/18FEB	10	COROMANDEL
6	DENIET Scott	65	19.35	2006/07	27JAN	8	MORPHETTVILLE PARK
7	WILLIAMS John	70	16.47	1990/91	05JAN/12JAN	7	COROMANDEL
8	WILKIN Anthony	74	17.30	1997/98	08NOV/15NOV	3	SHEIDOW PARK
9	WILLIAMS Scott	85	19.44	1997/98	24JAN/31JAN	8	NORTH HAVEN
10	BROWNE Noel	89	23.18	2000/01	17FEB/24FEB	10	NORTH HAVEN
11	HUCKSTEPP Craig	93	16.50	1998/99	09JAN/16JAN	7	BANK SA
12	BROWN David F	95	16.37	2003/04	08NOV/15NOV	3	WOODCROFT
13	CRAIGIE Grant	98	21.51	1993/94	05FEB/12FEB	9	NORWOOD UNION
14	MARSHALL Ashley	99	20.66	2004/05	26FEB/05MAR	11	SOUTH PARK
15	SIDON Brendon	103	22.02	2011/12	29OCT/05NOV	3	MORPHETTVILLE PARK
16	WILLCOX Steve	106	24.44	2003/04	21FEB/28FEB	10	KENILWORTH
17	CONLEY Andrew	107	19.40	1999/00	20NOV/27NOV	4	MORPHETTVILLE PARK
18	GIBBIE Mick	127	17.88	2002/03	08MAR/15MAR	11	COROMANDEL
19	TOKIN Andrew	128	23.67	2014/15	11OCT	1	NORTH HAVEN
20	SMITH John	143	16.91	1996/97	15FEB/22FEB	10	RIDGE PARK
<b>100 WICKETS</b>							
1	SINCLAIR Bob	26	9.56	1981/82	31OCT/07NOV	2	SOUTH ROAD
2	BELL Geoff	27	11.11	1982/83	11DEC/18DEC	5	MITSUBISHI
3	PAPAGALLO Frank	35	14.05	1984/85	09MAR/16MAR	11	SEAVIEW DOWNS
4	PATMORE Dave	37	10.84	1982/83	19MAR/26MAR	11	CAMPBELLTOWN
5	DEANE Andrew	38	12.64	1986/87	03JAN	6	COROMANDEL RAMBLER
6	COOMBE Peter A	40	14.32	1985/86	01MAR/08MAR	11	HECTORVILLE
7	DENIET Scott	42	16.91	2004/05	23OCT/30OCT	2	WESTMINSTER O.S.
8	GIBBIE John	43	16.34	1994/95	21JAN/28JAN	8	ANZ BANK
9	BURTEENSHAW Dave	43	16.84	2001/02	17NOV/24NOV	4	GLENELG ANA
10	WILKIN Anthony	47	16.22	1995/96	07OCT/14OCT	1	SOUTH ROAD
11	RUSBY Shane	48	13.95	1996/97	23NOV/30NOV	4	CAMPB'TOWN/ANZ
12	WILLIAMS John	49	17.31	1988/89	28JAN/04FEB	9	KENILWORTH
13	MAZURKE Danny	51	19.93	1990/91	16FEB/23FEB	10	ANZ BANK
14	SCOTT Ron	54	18.84	2003/04	07FEB/14FEB	9	WESTMINSTER O.S.
15	HUCKSTEPP Craig	55	15.26	1994/95	04MAR/11MAR	11	KENILWORTH
16	WILLIAMS Scott	55	20.88	1995/96	21OCT/28OCT	2	MITCHELL PARK
17	McNAMARA Trinity	56	18.52	2008/09	07MAR/14MAR	11	NORTH HAVEN
18	LYNE Mick	56	19.98	2013/14	30NOV/07DEC	5	PLYMPTON FOOTBALL
19	WILLIAMS Rowan	57	18.37	2014/15	15NOV/22NOV	4	ICC SHARKS
20	CRAIGIE Grant	63	20.91	1990/91	02MAR/09MAR	11	KENILWORTH
21	BROWNE Noel	64	24.44	1997/98	06DEC	5	HECTORVILLE
22	MARSHALL Ashley	65	19.89	2001/02	02MAR/09MAR	11	ICC SHARKS
23	SIDON Brendon	65	23.82	2007/08	23FEB/01MAR	11	CLAPHAM
24	BRAMMY Simon	67	18.57	2002/03	29MAR/30MAR	GF	PANORAMA
25	HUMPHERY Peter	68	26.47	1999/00	04MAR/11MAR	11	PANORAMA
26	BROWN David F	70	15.53	2000/01	17FEB/24FEB	10	NORTH HAVEN
27	BROWN Mike	72	20.25	1993/94	05MAR/12MAR	11	ST GEORGE
28	CONLEY Andrew	73	19.16	1995/96	17FEB/24FEB	10	SHEIDOW PARK
29	WILLCOX Steve	74	24.10	1999/00	08JAN/15JAN	7	ICC SHARKS
30	TOKIN Andrew	75	23.54	2008/09	07MAR/14MAR	11	NORTH HAVEN
31	GREEN Anthony	95	23.02	2015/16	10OCT/17OCT	1	SHEIDOW PARK
32	DENIET Josh	97	27.70	2016/17	22OCT/29OCT	3	SHEIDOW PARK
33	GIBBIE Mick	106	19.12	2000/01	03MAR/10MAR	11	PLYMPTON FOOTBALL
34	SMITH John	114	15.51	1994/95	08OCT/15OCT	1	HECTORVILLE
<b>50 WICKETS</b>							
1	SINCLAIR Bob	14	8.29	1980/81	25OCT/01NOV	2	ADELAIDE CAVALIERS
2	COCHRANE Herb	14	8.67	1984/85	05JAN/12JAN	7	HECTORVILLE
3	BELL Geoff	14	11.80	1981/82	14NOV/21NOV	3	KESWICK
4	COOMBE Peter A	15	11.56	1983/84	11FEB/18FEB	8	MITCHELL PARK
5	HURCOMBE Peter	16	10.80	1980/81	07FEB/14FEB	9	KESWICK
6	PAPAGALLO Frank	18	13.23	1983/84	29OCT/05NOV	2	KESWICK
7	EDWARDS Shaun	18	22.22	2006/07	07OCT/14OCT	1	MITCHELL PARK
8	DEANE Andrew	19	11.82	1984/85	23FEB/02MAR	10	PANORAMA
9	BARNETT Mick	20	11.92	1992/93	20FEB/27FEB	10	PANORAMA
10	LYNE Mick	20	16.42	2001/02	01DEC/08DEC	5	KESWICK

## QUICKEST TO BOWLING MILESTONES ...CONTINUED...

Rank	Player Name	Matches taken	Bowling Average	Year	Match when Milestone was achieved Date	Rnd	Opposition
<b>50 WICKETS ...CONTINUED...</b>							
11	LISTON Dave	20	17.12	1998/99	13MAR	11	GLENELG ANA
12	GLENVILLE Jim	21	14.73	1999/00	23OCT/30OCT	2	NORTH HAVEN
13	WILLCOX Steve	21	14.82	1990/91	02MAR/09MAR	11	KENILWORTH
14	JENNINGS Tony	21	15.82	1982/83	13NOV/20NOV	3	M.P.S.M.
15	BROWNE Noel	21	16.02	1991/92	07MAR/14MAR	11	HECTORVILLE
16	DENIET Scott	22	14.18	2002/03	09NOV/16NOV	3	ICC SHARKS
17	GIBBIE John	22	14.20	1992/93	06MAR/13MAR	11	MODBURY HEIGHTS
18	ISLAM Robiul	22	16.54	2014/15	01NOV/08NOV	3	BELAIR
19	STEER Peter	23	14.04	1984/85	05JAN/12JAN	7	ANZ BANK
20	PATMORE Dave	24	9.80	1981/82	28NOV/05DEC	4	HECTORVILLE
21	WILKIN Anthony	24	16.10	1993/94	09OCT/16OCT	1	PLYMPTON FOOTBALL
22	BURTENSHAW Dave	24	17.81	1999/00	04DEC	5	COROMANDEL
23	RUSBY Shane	25	13.92	1992/93	07NOV/14NOV	3	KENILWORTH
24	JOYCE Steve	26	15.51	1982/83	08JAN/15JAN	6	PLYMPTON FOOTBALL
25	MATTHEWS Jacob	26	19.88	2014/15	17JAN	7	MORPHETT VALE
26	BEATTIE John	27	12.38	2002/03	12OCT/19OCT	1	KESWICK
27	MAZURKE Danny	27	20.02	1986/87	15NOV/22NOV	3	NORWOOD UNION
28	HUMPHERY Peter	27	22.38	1993/94	06NOV	3	PLYMPTON FOOTBALL
29	KNOWLES Matthew	27	24.73	1993/94	05MAR/12MAR	11	NORTH HAVEN
30	TRUSCOTT Chad	28	17.14	2014/15	07MAR	11	PORT NOARLUNGA
31	BRUSNAHAN Dale	28	17.80	2016/17	29OCT	3	ST GEORGE
32	SCOTT Ron	28	21.00	1997/98	25OCT/01NOV	2	WESTMINSTER O.S.
33	PATMORE Tim	29	9.71	1982/83	13NOV/20NOV	3	M.P.S.M.
34	WILLIAMS Scott	29	18.94	1986/87	03JAN	6	COROMANDEL RAMBLER
35	BRYSON Brett	29	19.54	2015/16	23JAN/30JAN	8	COVE
36	PEARCE Mike	29	20.87	1990/91	16MAR/17MAR	FS	MITCHAM
37	WILLIAMS John	30	16.48	1986/87	07MAR/14MAR	11	NEWMARKET
38	HALL Michael	30	16.94	1994/95	19NOV/26NOV	4	PLYMPTON FOOTBALL
39	SIDON Brendon	30	26.94	2003/04	11OCT/18OCT	1	WESTMINSTER O.S.
40	TONKIN Andrew	31	22.45	2004/05	12FEB/19FEB	10	PANORAMA
41	HARPER Brent	32	15.33	2009/10	16JAN	7	WESTERN YOUTH CENT
42	PANSINI Angelo	33	17.42	2015/16	06FEB/13FEB	9	COROMANDEL RAMBLER
43	WILLIAMS Rowan	33	20.04	2012/13	03NOV/10NOV	3	WESTERN YOUTH CENT
44	McNAMARA Trinity	33	24.08	1996/97	14DEC/21DEC	6	ST GEORGE
45	FROST Justin	35	28.08	2008/09	07MAR/14MAR	11	NORTH HAVEN
46	CRAIGIE Grant	36	21.92	1988/89	17DEC/24DEC	6	STATE BANK
47	HUCKSTEPP Craig	37	16.58	1993/94	06NOV	3	PLYMPTON FOOTBALL
48	BRAMMY Simon	37	19.12	1997/98	21FEB/28FEB	10	GLENELG ANA
49	PARHAM Trevor	39	10.53	1982/83	11DEC/18DEC	5	MITSUBISHI
50	BROWN Mike	39	19.10	1990/91	23MAR/24MAR	GF	ANZ BANK
51	MARSHALL Ashley	39	22.11	1999/00	08JAN/15JAN	7	NORTH HAVEN
52	MYSTUIK Simon	41	17.33	2008/09	18OCT/25OCT	2	PLYMPTON FOOTBALL
53	YOUNG Peter	45	13.32	2002/03	09NOV/16NOV	3	MORPHETTVILLE PARK
54	BROWN David F	47	14.61	1998/99	20FEB/27FEB	10	SHEIDOW PARK
55	CONLEY Andrew	47	20.04	1993/94	22JAN/29JAN	8	MITCHELL PARK
56	TONKIN Braedon	52	27.02	2012/13	20OCT/27OCT	2	ICC SHARKS
57	DENIET Josh	53	32.72	2012/13	01DEC/08DEC	5	SOUTH ROAD
58	GREEN Anthony	55	22.46	2011/12	26NOV/03DEC	5	PLYMPTON FOOTBALL
59	HODGE David	57	13.40	1985/86	14DEC/21DEC	5	SOUTH ROAD
60	DEY Richard	65	20.69	1999/00	25MAR/26MAR	GF	KESWICK
61	GIBBIE Mick	82	21.32	1998/99	09JAN/16JAN	7	BANK SA
62	SMITH John	94	16.87	1991/92	21MAR/22MAR	FS	SEAVIEW DOWNS
63	TEMBY Paul	129	17.92	2012/13	17NOV/24NOV	4	MORPHETTVILLE PARK
64	CONROY Jason	138	21.90	2012/13	03NOV/10NOV	3	MORPHETTVILLE PARK
65	ROWE Brenton	144	19.56	2010/11	27NOV/04DEC	5	PANORAMA
66	HUXTABLE Andrew	154	16.74	2009/10	14NOV/21NOV	4	PLYMPTON FOOTBALL
67	SCHULTZ Kristian	191	24.73	2015/16	24OCT/31OCT	2	GLENELG ANA
68	GIBBIE Dom	228	25.12	2011/12	03MAR/10MAR	11	SHEIDOW PARK

## QUICKEST TO FIELDING MILESTONES

Rank	Player Name	Matches taken	Catch/Match	Year	Match when Milestone was achieved Date	Rnd	Opposition
<b>150 CATCHES</b>							
1	HUGHES Peter	305	0.50	2011/12	04FEB/11FEB	9	SOUTHERN
<b>100 CATCHES</b>							
1	CONROY Jason	169	0.59	2015/16	10OCT/17OCT	1	SHEIDOW PARK
2	HUGHES Peter	196	0.52	2002/03	23NOV	4	KENILWORTH
3	PALMER Dave	202	0.50	2016/17	29OCT	3	ST GEORGE
4	CONLEY Andrew	211	0.47	2010/11	22JAN/29JAN	8	SHEIDOW PARK
5	HODGE Andrew	222	0.45	2002/03	22FEB/01MAR	10	WESTERN YOUTH CENT
6	MARSHALL Ashley	231	0.43	2016/17	05NOV/12NOV	4	MORPHETTVILLE PARK
7	EDWARDS Rob	240	0.42	2004/05	20NOV/27NOV	4	SOUTHERN
8	PARHAM Trevor	267	0.37	2005/06	05NOV/12NOV	3	SEATON RAMBLERS
9	SMITH John	287	0.35	2011/12	07JAN/14JAN	7	COROMANDEL RAMBLER
<b>75 CATCHES</b>							
1	CONROY Brian	115	0.65	1992/93	20MAR/21MAR	FS	MODBURY HEIGHTS
2	HUGHES Peter	125	0.60	1996/97	12OCT/19OCT	1	HECTORVILLE
3	BROWNE Noel	130	0.58	2011/12	21JAN/28JAN	8	ICC SHARKS
4	CONROY Jason	138	0.54	2012/13	03NOV/10NOV	3	MORPHETTVILLE PARK
5	PALMER Dave	146	0.51	2011/12	10DEC/17DEC	6	PANORAMA
6	CONLEY Andrew	148	0.51	2004/05	04DEC	5	COROMANDEL RAMBLER
7	BURNETT Bill	152	0.50	1995/96	18NOV/25NOV	4	PLYMPTON FOOTBALL
8	HODGE Andrew	162	0.46	1997/98	13DEC/20DEC	6	SEACOMBE SALV'N AR
9	SMITH John	164	0.46	1998/99	06FEB/13FEB	9	NORTH HAVEN
10	MARSHALL Ashley	170	0.44	2011/12	08OCT	1	CLAPHAM
11	DEY Richard	171	0.44	2013/14	01MAR/08MAR	11	ICC SHARKS
12	DAVIDSON Phil	174	0.44	2009/10	17OCT/24OCT	2	ADELAIDE INDIANS
13	TEMBY Paul	175	0.43	2016/17	05NOV/12NOV	4	MORPHETTVILLE PARK
14	EDWARDS Rob	189	0.40	1999/00	25MAR/26MAR	GF	KESWICK
15	PARHAM Trevor	197	0.38	1998/99	24OCT/31OCT	2	SHEIDOW PARK
16	CRAIGIE Grant	203	0.37	2010/11	19FEB/26FEB	10	PLYMPTON FOOTBALL
17	BELL Geoff	236	0.32	2000/01	03MAR/10MAR	11	PLYMPTON FOOTBALL
18	WILKIN Anthony	268	0.28	2015/16	21NOV/28NOV	4	MORPHETTVILLE PARK

## QUICKEST TO FIELDING MILESTONES ...CONTINUED...

Rank	Player Name	Matches taken	Catch/Match	Year	Match when Milestone was achieved Date	Rnd	Opposition
<b>50 CATCHES</b>							
1	CONROY Brian	72	0.71	1987/88	12DEC/19DEC	5	ROSEWATER
2	DEY Richard	78	0.64	2001/02	04NOV/11NOV	3	MORPHETTVILLE PARK
3	CONROY Jason	83	0.60	2000/01	18NOV/25NOV	4	SOUTHERN
4	PALMER Dave	86	0.58	2004/05	20NOV/27NOV	4	SOUTH ROAD
5	HUGHES Peter	88	0.57	1993/94	09OCT/16OCT	1	PLYMPTON FOOTBALL
6	CONLEY Andrew	89	0.56	1997/98	13DEC/20DEC	6	COROMANDEL RAMBLER
7	COOMBE Peter A	91	0.55	1991/92	30NOV/07DEC	4	KESWICK
8	BROWNE Noel	94	0.54	2006/07	04NOV/11NOV	3	ST GEORGE
9	ALSOP Greg	100	0.50	2006/07	18NOV/25NOV	4	PLYMPTON FOOTBALL
10	PARHAM Trevor	102	0.49	1989/90	28OCT/04NOV	2	SOUTH ROAD
11	TEMBY Paul	109	0.46	2010/11	11DEC/18DEC	6	MITCHELL PARK
12	BURNETT Bill	110	0.45	1991/92	11JAN/18JAN	7	COROMANDEL
13	DAVIDSON Phil	112	0.45	2003/04	10JAN/17JAN	7	COROMANDEL RAMBLER
14	BROWN David F	114	0.44	2005/06	05NOV/12NOV	3	ICC SHARKS
15	WILLCOX Steve	121	0.41	2006/07	03FEB/10FEB	9	COROMANDEL
16	WILLIAMS Scott	123	0.41	2001/02	02MAR/09MAR	11	SOUTH ROAD
17	HODGE Andrew	124	0.40	1993/94	23OCT/30OCT	2	PANORAMA
18	SMITH John	124	0.40	1995/96	21OCT/28OCT	2	BANK SA
19	WILLIAMS John	126	0.40	1996/97	23NOV/30NOV	4	CAMPB'TOWN/ANZ
20	EDWARDS Rob	127	0.39	1994/95	07JAN/14JAN	7	MITSUBISHI
21	MARSHALL Ashley	128	0.39	2007/08	05JAN/12JAN	7	BELAIR
22	CRAIGIE Grant	138	0.36	2003/04	06DEC	5	PLYMPTON FOOTBALL
23	GIBBIE Mick	138	0.36	2003/04	07FEB/14FEB	9	SHEIDOW PARK
24	HUCKSTEPP Craig	139	0.36	2011/12	18MAR/19MAR	FS	MORPHETTVILLE PARK
25	BELL Geoff	146	0.34	1992/93	27MAR/28MAR	GF	NORTH PARK
26	WILLIAMS Mark	153	0.33	2004/05	11DEC/18DEC	6	BELAIR
27	WILKIN Anthony	169	0.30	2005/06	04MAR/11MAR	11	GLENELG ANA
28	GIBBIE Dom	280	0.18	2016/17	11MAR	14	COROMANDEL RAMBLER
<b>25 CATCHES (10 QUICKEST &amp; 10 SLOWEST)</b>							
1	LANDORF Jason	29	0.90	1996/97	01MAR/08MAR	11	SOUTH ROAD
2	CONROY Brian	33	0.76	1984/85	20OCT/27OCT	2	SOUTH ROAD
3	McNAMARA Trinity	38	0.66	1996/97	01MAR/08MAR	11	MODBURY HEIGHTS
4	HEDGER John	40	0.63	1992/93	09JAN/16JAN	7	SOUTH ROAD
5	COOMBE Peter A	43	0.58	1986/87	15NOV/22NOV	3	KENILWORTH
6	YOUNG Peter	43	0.58	2002/03	12OCT/19OCT	1	KENILWORTH
7	RUSBY Shane	44	0.59	1993/94	05MAR/12MAR	11	ADELAIDE CAVALIERS
8	HODGE David	44	0.57	1984/85	06OCT/13OCT	1	CIVIL AVIATION
9	DALY Mick	45	0.56	1985/86	16NOV/23NOV	3	P.T.C.C.
10	DAVIDSON Phil	45	0.56	1997/98	13DEC/20DEC	6	COROMANDEL RAMBLER
45	CRAIGIE Grant	87	0.31	1992/93	06MAR/13MAR	11	STATE BANK
46	GIBBIE John	87	0.29	1998/99	21NOV/28NOV	4	ST GEORGE
47	HUXTABLE Andrew	87	0.29	2001/02	19JAN/26JAN	8	KENILWORTH
48	SIDON Brendon	89	0.29	2009/10	06MAR/13MAR	11	SOUTH ROAD
49	TONKIN Andrew	91	0.27	2010/11	27NOV/04DEC	5	PANORAMA
50	WILKIN Anthony	100	0.25	1999/00	11DEC/18DEC	6	PLYMPTON FOOTBALL
51	SCHULTZ Kristian	101	0.25	2007/08	06OCT/13OCT	1	ICC SHARKS
52	ROWE Brenton	105	0.24	2006/07	03FEB/10FEB	9	BELAIR
53	MONAHAN Phil	125	0.21	2016/17	21JAN	10	COVE
54	GIBBIE Dom	168	0.15	2006/07	06JAN/13JAN	7	NORTH HAVEN

## QUICKEST TO WICKET-KEEPING MILESTONES

Rank	Player Name	WK Matches	Total Matches	Dismiss/ WK Match	Year	Match when Milestone was achieved Date	Rnd	Opposition
<b>300 DISMISSALS</b>								
1	FORSTER Tony	145	151	2.07	1997/98	21FEB/28FEB	10	GLENELG ANA
<b>200 DISMISSALS</b>								
1	FORSTER Tony	104	109	1.96	1994/95	22OCT/29OCT	2	HECTORVILLE
<b>100 DISMISSALS</b>								
1	FORSTER Tony	58	63	1.72	1990/91	08DEC	5	SOUTH ROAD
2	HUXTABLE Andrew	63	118	1.60	2006/07	21OCT/28OCT	2	COROMANDEL RAMBLER
3	FULLER Paul	64	118	1.56	2003/04	06DEC	5	PLYMPTON FOOTBALL
4	SCHULTZ Kristian	65	160	1.54	2012/13	01DEC/08DEC	5	SOUTH ROAD
5	BROWN Andrew	75	90	1.33	2000/01	03FEB/10FEB	9	KESWICK
<b>50 DISMISSALS</b>								
1	MANOS George	24	25	2.17	1982/83	11DEC/18DEC	5	CIVIL AVIATION
2	SCHULTZ Kristian	28	34	1.82	2000/01	03FEB/10FEB	9	COROMANDEL RAMBLER
3	BARKER Terry	30	30	1.67	1982/83	05FEB/12FEB	8	SOUTH ROAD
4	PEARCE Darren	30	30	1.67	1991/92	04JAN	6	ETSA CAVALIERS
5	BROWN Andrew	30	44	1.67	1996/97	01MAR/08MAR	11	COROMANDEL RAMBLER
6	CRAM Don	31	58	1.65	1988/89	25FEB/04MAR	11	SEAVIEW DOWNS
7	TEMBY Paul	31	47	1.61	2004/05	29JAN/05FEB	9	WESTERN YOUTH CENT
8	BALYM Anton	32	33	1.59	2016/17	21JAN	10	SHEIDOW PARK
9	FULLER Paul	33	66	1.55	1997/98	10JAN/17JAN	7	BANK SA
10	FLAMANK Paul	33	38	1.55	2013/14	19OCT/26OCT	2	PLYMPTON FOOTBALL
11	FORSTER Tony	35	40	1.46	1987/88	05MAR/12MAR	11	HECTORVILLE
12	NOBLE Bob	35	107	1.43	1989/90	16DEC/23DEC	6	MITCHELL PARK
13	HUXTABLE Andrew	38	61	1.37	1999/00	09OCT/16OCT	1	WESTMINSTER O.S.
14	DEY Cameron	43	97	1.19	2000/01	03MAR/10MAR	11	PLYMPTON FOOTBALL
15	MARKS Greg	43	76	1.16	2016/17	17DEC	7	SOUTH PARK
16	ROWE Brenton	52	107	0.96	2006/07	03MAR/10MAR	11	SHEIDOW PARK



## DIVISION 1 MILESTONES

## QUICKEST TO BATTING MILESTONES IN DIVISION 1

Rank	Player Name	Matches taken	Batting Average	Year	Match when Milestone was achieved Date Rnd Opposition
<b>4000 RUNS</b>					
1	CONLEY Andrew	154	28.65	2005/06	18FEB/25FEB 10 MORPHETTVILLE PARK
<b>3000 RUNS</b>					
1	BURNETT Bill	116	31.76	1997/98	21FEB/28FEB 10 GLENELG ANA
2	CONLEY Andrew	120	28.33	2001/02	17NOV/24NOV 4 GLENELG ANA
3	WILLIAMS John	134	28.63	1998/99	07NOV/14NOV 3 HECTORVILLE
<b>2000 RUNS</b>					
1	BURNETT Bill	84	30.13	1994/95	22OCT/29OCT 2 HECTORVILLE
2	CONLEY Andrew	84	28.60	1997/98	11OCT/18OCT 1 PLYMPTON FOOTBALLE
3	WILLIAMS Mark	85	26.81	2001/02	16FEB/23FEB 10 COROMANDEL RAMBLER
4	PARHAM Trevor	94	23.28	2000/01	03FEB/10FEB 9 COROMANDEL RAMBLER
5	SCHULTZ Kristian	95	19.62	2006/07	03MAR/10MAR 11 ICC SHARKS
6	WILLIAMS John	103	26.03	1995/96	21OCT/28OCT 2 MITCHELL PARK
7	FORSTER Tony	130	23.03	1996/97	01MAR/08MAR 11 SOUTH ROAD
<b>1000 RUNS</b>					
1	O'CONNELL Lachlan	20	48.81	2001/02	05JAN/12JAN 7 COROMANDEL
2	BURNETT Bill	37	33.70	1989/90	03MAR/10MAR 11 HECTORVILLE
3	PARHAM Trevor	37	27.65	1988/89	28JAN/04FEB 9 KENILWORTH
4	GIBBIE Mick	38	26.95	1993/94	26MAR/27MAR GF HECTORVILLE
5	HEDGER John	42	27.92	1993/94	05FEB/12FEB 9 PANORAMA
6	WILLIAMS Mark	45	24.88	1997/98	08NOV/15NOV 3 PANORAMA
7	HARRISON Graham	47	25.98	1998/99	21NOV/28NOV 4 COROMANDEL RAMBLER
8	ALSOP Greg	47	20.63	2005/06	10DEC/17DEC 6 WESTMINSTER O.S.
9	WILLIAMS John	49	24.31	1989/90	20JAN/27JAN 8 KESWICK
10	SCHULTZ Kristian	53	18.94	2002/03	08MAR/15MAR 11 COROMANDEL
11	CONLEY Andrew	58	22.80	1994/95	04FEB/11FEB 9 COROMANDEL
12	DAVIDSON Phil	62	16.16	2003/04	06MAR/13MAR 11 WESTERN YOUTH CENT
13	HUGHES Peter	67	15.48	2004/05	29JAN/05FEB 9 WESTERN YOUTH CENT
14	FORSTER Tony	68	21.13	1991/92	11JAN/18JAN 7 COROMANDEL

## QUICKEST TO BOWLING MILESTONES IN DIVISION 1

Rank	Player Name	Matches taken	Bowling Average	Year	Match when Milestone was achieved Date Rnd Opposition
<b>300 WICKETS</b>					
1	WILLIAMS John	132	15.25	1997/98	21MAR/22MAR FS PANORAMA
<b>250 WICKETS</b>					
1	WILLIAMS John	110	15.53	1995/96	02MAR/09MAR 11 COROMANDEL
<b>200 WICKETS</b>					
1	WILKIN Anthony	86	16.99	2001/02	02FEB/09FEB 9 ICC SHARKS
2	WILLIAMS John	88	15.67	1993/94	05MAR/12MAR 11 ADELAIDE CAVALIERS
<b>150 WICKETS</b>					
1	COOMBE Peter A	58	16.46	1992/93	27MAR/28MAR GF ANZ BANK
2	WILLIAMS John	66	16.61	1990/91	23MAR/24MAR GF PLYMPTON FOOTBALLE
3	WILKIN Anthony	70	16.83	2000/01	18NOV/25NOV 4 PLYMPTON FOOTBALLE
4	CONLEY Andrew	110	19.47	1999/00	04MAR/11MAR 11 KESWICK
<b>100 WICKETS</b>					
1	COOMBE Peter A	42	17.08	1989/90	17FEB/24FEB 10 PORT DISTRICT
2	BURTENSHAW Dave	43	16.84	2001/02	17NOV/24NOV 4 GLENELG ANA
3	DENIET Scott	44	22.25	2006/07	06JAN/13JAN 7 NORTH HAVEN
4	WILLIAMS John	48	17.66	1989/90	06JAN/13JAN 7 COROMANDEL RAMBLER
5	WILKIN Anthony	53	17.56	1996/97	26OCT/02NOV 2 KESWICK
6	WILLIAMS Scott	60	20.37	1998/99	24OCT/31OCT 2 PANORAMA
7	BROWNE Noel	61	24.29	1997/98	24JAN/31JAN 8 MORPHETTVILLE PARK
8	CONLEY Andrew	72	18.49	1995/96	16MAR/17MAR FS SOUTH ROAD

## QUICKEST TO WICKET-KEEPING MILESTONES IN DIVISION 1

Rank	Player Name	WK Matches	Total Matches	Dismiss/ WK Match	Year	Match when Milestone was achieved Date Rnd Opposition
<b>300 DISMISSALS</b>						
1	FORSTER Tony	142	144	2.13	1997/98	21MAR/22MAR FS PANORAMA
<b>200 DISMISSALS</b>						
1	FORSTER Tony	100	102	2.01	1994/95	19NOV/26NOV 4 PLYMPTON FOOTBALLE
<b>100 DISMISSALS</b>						
1	FORSTER Tony	56	57	1.79	1990/91	19JAN/26JAN 8 COROMANDEL RAMBLER
<b>50 DISMISSALS</b>						
1	SCHULTZ Kristian	27	29	1.89	2000/01	03FEB/10FEB 9 COROMANDEL RAMBLER
2	FORSTER Tony	34	35	1.56	1988/89	19NOV/26NOV 4 KESWICK

## RUNS IN EACH GRADE

Player Name	A	B	C	D	Total
CONLEY Andrew	4365 @ 29	704 @ 39	2312 @ 41	258 @ 20	7639 @ 32
PARHAM Trevor	3755 @ 25	1977 @ 22	1713 @ 30	184 @ 23	7629 @ 25
HUGHES Peter	1118 @ 13	4782 @ 22	1020 @ 33	421 @ 42	7341 @ 21
EDWARDS Rob	1246 @ 22	3193 @ 25	2124 @ 36	-	6563 @ 27
HODGE Andrew	1965 @ 29	1012 @ 22	1149 @ 24	2102 @ 50	6228 @ 31
CRAIGIE Grant	211 @ 10	2740 @ 21	1965 @ 38	575 @ 27	5491 @ 24
BURNETT Bill	4945 @ 36	13 @ 13	110 @ 55	-	5068 @ 36
BELL Geoff	246 @ 14	849 @ 15	861 @ 25	2952 @ 31	4908 @ 24
GIBBIE Dom	11 @ 11	1449 @ 16	2459 @ 25	838 @ 20	4757 @ 20
SCHULTZ Kristian	4172 @ 21	44 @ 7	17 @ 17	-	4233 @ 21
GIBBIE Mick	1887 @ 26	1982 @ 35	-	300 @ 38	4169 @ 30
SMITH John	- @ 0	2184 @ 21	1608 @ 18	314 @ 31	4106 @ 20
DAVIDSON Phil	2431 @ 17	1133 @ 25	122 @ 61	362 @ 52	4048 @ 21
CONROY Brian	279 @ 23	2644 @ 32	190 @ 24	920 @ 38	4033 @ 32
WILLIAMS Mark	2521 @ 25	1360 @ 27	65 @ 33	-	3946 @ 26
TEMBY Paul	2218 @ 21	1069 @ 26	177 @ 30	240 @ 27	3704 @ 23
PALMER Dave	448 @ 12	2598 @ 22	360 @ 20	291 @ 17	3697 @ 19
WILLIAMS John	3243 @ 27	117 @ 29	-	-	3360 @ 28
DEY Richard	1146 @ 16	1595 @ 20	226 @ 21	330 @ 41	3297 @ 19
BURNETT Tom	2370 @ 29	491 @ 18	110 @ 22	176	3147 @ 28
FORSTER Tony	2763 @ 26	68 @ 23	-	-	2831 @ 26
ALSOP Greg	1328 @ 19	1443 @ 40	36 @ 18	-	2807 @ 26
MARSHALL Ashley	232 @ 10	1154 @ 15	809 @ 16	546 @ 17	2741 @ 15
MONAHAN Phil	59 @ 30	1285 @ 18	751 @ 23	523 @ 26	2618 @ 21
HUXTABLE Andrew	741 @ 13	358 @ 15	1384 @ 20	54 @ 27	2537 @ 17
NOBLE Bob	411 @ 15	2067 @ 27	-	-	2478 @ 24
DALY Mick	233 @ 17	1427 @ 22	751 @ 36	-	2411 @ 24
HEDGER John	1871 @ 23	272 @ 21	34 @ 34	182 @ 18	2359 @ 22
GIBBIE John	-	1 @ 1	34 @ 34	2266 @ 30	2301 @ 29
TONKIN Andrew	386 @ 15	763 @ 14	729 @ 26	400 @ 20	2278 @ 18
LIPSETT Wes	2175 @ 35	-	38 @ 38	-	2213 @ 35
CONROY Jason	86 @ 7	223 @ 7	1424 @ 14	379 @ 16	2112 @ 13
FULLER Paul	85 @ 14	1804 @ 17	21 @ 11	61 @ 12	1971 @ 16
ROWE Brenton	22 @ 4	1076 @ 12	651 @ 14	205 @ 29	1954 @ 13
WILLCOX Steve	23	202 @ 13	955 @ 19	681 @ 16	1861 @ 18
O'CONNELL Lachla	1646 @ 39	65 @ 65	120 @ 24	-	1831 @ 38
BROWN David F	-	23 @ 4	1037 @ 15	769 @ 15	1829 @ 14
MCMANARA Trinity	747 @ 32	267 @ 27	708 @ 23	102 @ 20	1824 @ 26
CRAM Don	50 @ 13	965 @ 19	335 @ 20	383 @ 14	1733 @ 18
WILKIN Anthony	374 @ 8	953 @ 13	169 @ 8	164 @ 18	1660 @ 11
PANSINI Angelo	125 @ 31	339 @ 42	953 @ 38	239 @ 120	1656 @ 42
HARRISON Graham	1099 @ 27	329 @ 30	-	207 @ 207	1635 @ 31
COOMBE Peter A	1286 @ 37	165 @ 33	29 @ 15	125 @ 25	1605 @ 34
HOLST Bill	137 @ 11	725 @ 18	526 @ 38	45 @ 9	1433 @ 20
SWIFT Andrew	-	194 @ 11	457 @ 15	766 @ 21	1417 @ 17
DEANE Andrew	895 @ 24	512 @ 27	-	-	1407 @ 25
HALL Michael	- @ 0	838 @ 23	302 @ 17	261 @ 26	1401 @ 21
DEY Cameron	-	35 @ 6	482 @ 12	832 @ 15	1349 @ 13
BROWNE Noel	445 @ 13	175 @ 18	532 @ 24	181 @ 18	1333 @ 17
FERGUSON Haimish	413 @ 34	693 @ 30	184 @ 18	-	1290 @ 29
HODGE David	356 @ 15	474 @ 21	394 @ 39	62 @ 9	1286 @ 20
DENIET Josh	1012 @ 20	64 @ 13	194 @ 16	-	1270 @ 19
GREEN Anthony	2 @ 1	114 @ 10	814 @ 20	250 @ 11	1180 @ 15
RUSSELL Nic	551 @ 22	172 @ 29	178 @ 59	270 @ 54	1171 @ 30
EMERY Peter	-	28 @ 28	580 @ 23	535 @ 54	1143 @ 32
MANOS George	23 @ 23	1109 @ 23	-	-	1132 @ 23
LUONG Bang	-	85 @ 9	322 @ 15	705 @ 17	1112 @ 15
BROWN Mike	-	153 @ 10	839 @ 22	51 @ 13	1043 @ 18
BALYM Anton	1023 @ 35	-	-	-	1023 @ 35
WILSON Gary	19 @ 19	374 @ 53	165 @ 165	450 @ 56	1008 @ 59

## WICKETS IN EACH GRADE

Player Name	A	B	C	D	Total
WILKIN Anthony	212 @ 17	240 @ 16	76 @ 16	50 @ 14	578 @ 16
BELL Geoff	130 @ 16	192 @ 18	5 @ 41	141 @ 15	468 @ 17
MARSHALL Ashley	88 @ 15	183 @ 16	94 @ 19	62 @ 20	427 @ 17
SMITH John	-	93 @ 24	300 @ 15	28 @ 19	421 @ 17
WILLIAMS John	314 @ 16	12 @ 16	-	-	326 @ 16
WILLIAMS Scott	182 @ 21	115 @ 15	22 @ 21	6 @ 21	325 @ 19
COOMBE Peter A	231 @ 16	21 @ 17	6 @ 16	17 @ 9	275 @ 15
BROWN David F	-	13 @ 29	176 @ 18	82 @ 16	271 @ 18
GIBBIE John	-	9 @ 12	3 @ 59	243 @ 15	255 @ 15
BROWNE Noel	110 @ 26	44 @ 20	59 @ 28	31 @ 14	244 @ 24
CRAIGIE Grant	13 @ 25	212 @ 21	4 @ 21	-	229 @ 22
HUCKSTEPP Craig	17 @ 28	86 @ 20	77 @ 18	37 @ 16	217 @ 19
MAZURKE Danny	6 @ 42	80 @ 19	94 @ 16	-	180 @ 18
WILLCOX Steve	-	37 @ 26	77 @ 27	62 @ 21	176 @ 25
GIBBIE Mick	25 @ 23	130 @ 18	-	21 @ 13	176 @ 18
CONLEY Andrew	158 @ 21	8 @ 20	9 @ 19	-	175 @ 21
DENIET Scott	123 @ 22	29 @ 15	7 @ 8	12 @ 15	171 @ 20
TONKIN Andrew	35 @ 24	72 @ 23	39 @ 24	16 @ 35	162 @ 25
SINCLAIR Bob	121 @ 11	26 @ 13	-	9 @ 30	156 @ 13
SIDON Brendon	129 @ 23	12 @ 20	14 @ 15	-	155 @ 22
PAPAGALLO Frank	125 @ 16	24 @ 12	-	-	149 @ 15
SCOTT Ron	2 @ 51	41 @ 22	92 @ 18	13 @ 14	148 @ 19
DENIET Josh	109 @ 18	7 @ 44	22 @ 33	-	138 @ 22
MCMANARA Trinity	31 @ 17	22 @ 23	75 @ 15	9 @ 24	137 @ 17
BURTENSHAW Dave	137 @ 17	-	-	-	137 @ 17
GREEN Anthony	-	7 @ 39	79 @ 23	47 @ 19	133 @ 22
RUSBY Shane	99 @ 15	32 @ 16	-	-	131 @ 15
WILLIAMS Rowan	114 @ 20	17 @ 22	-	-	131 @ 20
BRAMMY Simon	56 @ 22	50 @ 21	13 @ 17	10 @ 10	129 @ 20
HUMPHERY Peter	-	-	53 @ 29	71 @ 23	124 @ 26
DEANE Andrew	41 @ 23	83 @ 12	-	-	124 @ 16
PATMORE Dave	3 @ 9	108 @ 11	-	-	111 @ 11
BROWN Mike	-	27 @ 24	76 @ 19	1 @ 76	104 @ 21
LYNE Mick	12 @ 27	45 @ 23	12 @ 12	31 @ 16	100 @ 20
PARHAM Trevor	65 @ 13	26 @ 31	2 @ 27	-	93 @ 19
FROST Justin	65 @ 27	23 @ 21	3 @ 23	-	91 @ 25
HURCOMBE Peter	76 @ 15	15 @ 18	-	-	91 @ 15
ISLAM Robiul	79 @ 13	12 @ 18	-	-	91 @ 14
BRYSON Brett	-	-	63 @ 17	28 @ 13	91 @ 16

## RUNS IN EACH DIVISION

Player Name	1	2	3	4	5	6	7	8	Total
CONLEY Andrew	4291 @ 29	238 @ 34	-	540 @ 39	235 @ 18	2077 @ 47	80 @ 20	178 @ 20	7639 @ 32
PARHAM Trevor	2120 @ 23	2007 @ 23	745 @ 26	372 @ 31	746 @ 32	1149 @ 23	490 @ 45	-	7629 @ 25
HUGHES Peter	1073 @ 14	1878 @ 19	1643 @ 22	1505 @ 32	299 @ 20	555 @ 28	388 @ 35	-	7341 @ 21
EDWARDS Rob	702 @ 23	2626 @ 22	1003 @ 33	448 @ 30	1693 @ 38	8	83 @ 28	-	6563 @ 27
HODGE Andrew	767 @ 21	738 @ 25	428 @ 23	1189 @ 24	1692 @ 45	1414 @ 46	-	-	6228 @ 31
CRAIGIE Grant	183 @ 10	1732 @ 21	900 @ 22	158 @ 12	144 @ 72	1781 @ 39	281 @ 26	312 @ 28	5491 @ 24
BURNETT Bill	3026 @ 32	885 @ 40	432 @ 72	405 @ 34	320 @ 53	-	-	-	5068 @ 36
BELL Geoff	59 @ 12	466 @ 14	144 @ 8	336 @ 31	1760 @ 30	1660 @ 27	483 @ 25	-	4908 @ 24
GIBBIE Dom	11 @ 11	719 @ 18	461 @ 13	1285 @ 23	1225 @ 31	631 @ 18	310 @ 16	115 @ 19	4757 @ 20
SCHULTZ Kristian	2001 @ 20	2064 @ 22	136 @ 27	27 @ 14	5 @ 3	-	-	-	4233 @ 21
GIBBIE Mick	1887 @ 26	1601 @ 33	381 @ 48	-	255 @ 43	32 @ 32	13 @ 13	-	4169 @ 30
SMITH John	-	630 @ 16	609 @ 19	1325 @ 27	728 @ 20	500 @ 21	301 @ 17	13 @ 13	4106 @ 20
DAVIDSON Phil	1680 @ 16	1379 @ 21	462 @ 33	165 @ 41	79 @ 40	283 @ 57	-	-	4048 @ 21
CONROY Brian	279 @ 23	308 @ 24	951 @ 28	335 @ 28	796 @ 50	1364 @ 35	-	-	4033 @ 32
WILLIAMS Mark	2521 @ 25	683 @ 21	677 @ 36	65 @ 33	-	-	-	-	3946 @ 26
TEMBY Paul	818 @ 23	1476 @ 20	214 @ 18	351 @ 18	760 @ 42	85 @ 28	-	-	3704 @ 23
PALMER Dave	124 @ 9	772 @ 14	1093 @ 21	1157 @ 30	259 @ 16	292 @ 16	-	-	3697 @ 19
WILLIAMS John	3147 @ 28	104 @ 17	109 @ 36	-	-	-	-	-	3360 @ 28
DEY Richard	417 @ 14	1054 @ 16	373 @ 22	790 @ 25	456 @ 25	207 @ 52	- @ 0	-	3297 @ 19
BURNETT Tom	516 @ 19	825 @ 20	470 @ 26	582 @ 45	200 @ 25	480 @ 80	74 @ 74	-	3147 @ 28
FORSTER Tony	2698 @ 26	65 @ 22	68 @ 23	-	-	-	-	-	2831 @ 26
ALSOPI Greg	1328 @ 19	776 @ 31	667 @ 61	36 @ 18	-	-	-	-	2807 @ 26
MARSHALL Ashley	6 @ 2	269 @ 10	218 @ 10	1062 @ 15	959 @ 20	214 @ 24	13 @ 7	-	2741 @ 15
MONAHAN Phil	59 @ 30	-	655 @ 14	630 @ 27	265 @ 27	485 @ 23	280 @ 23	244 @ 27	2618 @ 21
HUXTABLE Andrew	283 @ 11	774 @ 15	42 @ 14	430 @ 22	866 @ 20	142 @ 18	-	-	2537 @ 17
NOBLE Bob	83 @ 10	483 @ 14	962 @ 32	148 @ 21	320 @ 64	217 @ 24	265 @ 24	-	2478 @ 24
DALY Mick	-	324 @ 10	657 @ 24	109 @ 27	58 @ 19	1218 @ 37	45 @ 23	-	2411 @ 24
HEDGER John	1871 @ 23	95 @ 19	177 @ 22	24 @ 24	10	182 @ 18	-	-	2359 @ 22
GIBBIE John	-	- @ 0	1 @ 1	34 @ 34	1217 @ 30	1049 @ 29	-	-	2301 @ 29
TOKININ Andrew	29 @ 5	475 @ 15	403 @ 16	506 @ 18	- @ 0	273 @ 30	523 @ 25	69 @ 12	2278 @ 18
LIPSETT Wes	-	2175 @ 35	-	-	-	38 @ 38	-	-	2213 @ 35
CONROY Jason	10 @ 3	180 @ 8	62 @ 6	574 @ 13	659 @ 14	555 @ 18	40 @ 40	32 @ 5	2112 @ 13
FULLER Paul	85 @ 14	1571 @ 18	232 @ 12	7 @ 4	15 @ 15	-	29 @ 29	32 @ 8	1971 @ 16
ROWE Brenton	20 @ 5	307 @ 10	560 @ 13	749 @ 13	67 @ 13	205 @ 29	46 @ 23	-	1954 @ 13
WILLCOX Steve	-	98 @ 20	127 @ 13	433 @ 19	427 @ 13	703 @ 21	73 @ 37	-	1861 @ 18
O'CONNELL Lachla	1646 @ 39	65 @ 65	-	-	92 @ 31	28 @ 14	-	-	1831 @ 38
BROWN David F	-	7 @ 2	7 @ 7	496 @ 14	550 @ 15	643 @ 14	126 @ 18	-	1829 @ 14
McNAMARA Trinity	73 @ 24	808 @ 31	111 @ 56	341 @ 19	440 @ 23	51 @ 51	-	-	1824 @ 26
CRAM Don	4 @ 4	651 @ 21	288 @ 19	72 @ 10	149 @ 17	569 @ 16	-	-	1733 @ 18
WILKIN Anthony	374 @ 8	497 @ 13	185 @ 9	271 @ 17	31 @ 16	191 @ 10	106 @ 18	5 @ 2	1660 @ 11
PANSINI Angelo	-	125 @ 31	-	298 @ 60	53 @ 11	441 @ 34	739 @ 62	-	1656 @ 42
HARRISON Graham	1099 @ 27	232 @ 29	97 @ 32	-	-	207 @ 207	-	-	1635 @ 31
COOMBE Peter A	622 @ 30	648 @ 54	181 @ 26	-	130 @ 26	24 @ 12	-	-	1605 @ 34
HOLST Bill	131 @ 10	345 @ 18	367 @ 19	280 @ 31	156 @ 22	154 @ 26	-	-	1433 @ 20
SWIFT Andrew	-	122 @ 10	58 @ 15	294 @ 20	115 @ 13	765 @ 19	63 @ 16	-	1417 @ 17
DEANE Andrew	846 @ 26	49 @ 8	387 @ 30	125 @ 21	-	-	-	-	1407 @ 25
HALL Michael	- @ 0	534 @ 21	304 @ 25	90 @ 15	388 @ 23	85 @ 17	-	-	1401 @ 21
DEY Cameron	-	29 @ 7	6 @ 3	226 @ 11	634 @ 15	432 @ 14	22 @ 22	-	1349 @ 13
BROWNE Noel	444 @ 13	120 @ 17	13 @ 13	43 @ 22	177 @ 22	459 @ 24	77 @ 15	-	1333 @ 17
FERGUSON Haimish	-	-	413 @ 34	642 @ 31	235 @ 20	-	-	-	1290 @ 29
HODGE David	-	153 @ 15	123 @ 21	49 @ 10	296 @ 17	665 @ 27	-	-	1286 @ 20
DENIET Josh	-	775 @ 18	300 @ 21	1	- @ 0	180 @ 18	14 @ 14	-	1270 @ 19
GREEN Anthony	2 @ 2	60 @ 15	18 @ 4	211 @ 15	263 @ 15	558 @ 21	20 @ 3	48 @ 12	1180 @ 15
RUSSELL Nic	-	551 @ 22	122 @ 24	50 @ 50	176 @ 88	2 @ 2	270 @ 54	-	1171 @ 30
EMERY Peter	-	-	28 @ 28	284 @ 24	166 @ 18	665 @ 48	-	-	1143 @ 32
MANOS George	16	7 @ 7	178 @ 22	136 @ 19	286 @ 29	339 @ 26	170 @ 17	-	1132 @ 23
LUONG Bang	-	85 @ 9	-	267 @ 14	307 @ 15	453 @ 19	-	-	1112 @ 15
BROWN Mike	-	78 @ 9	75 @ 11	376 @ 25	39 @ 8	475 @ 21	-	-	1043 @ 18
BALYM Anton	-	439 @ 24	584 @ 53	-	-	-	-	-	1023 @ 35
WILSON Gary	-	19 @ 19	-	355 @ 59	19 @ 19	133 @ 133	32	450 @ 56	1008 @ 59

## WICKETS IN EACH DIVISION

Player Name	1	2	3	4	5	6	7	8	Total
WILKIN Anthony	212 @ 17	158 @ 14	48 @ 20	34 @ 19	4 @ 35	75 @ 15	35 @ 14	12 @ 14	578 @ 16
BELL Geoff	44 @ 20	88 @ 26	91 @ 15	64 @ 12	61 @ 17	81 @ 14	39 @ 12	-	468 @ 17
MARSHALL Ashley	1 @ 73	91 @ 15	47 @ 16	137 @ 19	116 @ 16	22 @ 22	13 @ 9	-	427 @ 17
SMITH John	-	56 @ 26	25 @ 25	150 @ 15	94 @ 17	51 @ 15	34 @ 17	11 @ 15	421 @ 17
WILLIAMS John	312 @ 16	2 @ 32	12 @ 15	-	-	-	-	-	326 @ 16
WILLIAMS Scott	138 @ 22	111 @ 15	23 @ 17	26 @ 20	14 @ 28	13 @ 12	-	-	325 @ 19
COOMBE Peter A	153 @ 17	53 @ 16	46 @ 13	-	17 @ 12	6 @ 7	-	-	275 @ 15
BROWN David F	-	4 @ 16	5 @ 43	82 @ 18	87 @ 17	75 @ 17	18 @ 15	-	271 @ 18
GIBBIE John	-	7 @ 10	2 @ 22	3 @ 59	105 @ 16	138 @ 13	-	-	255 @ 15
BROWNE Noel	109 @ 26	33 @ 18	1 @ 38	11 @ 23	16 @ 25	63 @ 23	11 @ 24	-	244 @ 24
CRAIGIE Grant	13 @ 25	138 @ 23	72 @ 19	6 @ 16	-	-	-	-	229 @ 22
HUCKSTEPP Craig	17 @ 28	64 @ 20	19 @ 18	34 @ 15	13 @ 18	64 @ 18	1 @ 90	5 @ 12	217 @ 19
MAZURKE Danny	3 @ 79	38 @ 18	19 @ 19	21 @ 25	42 @ 12	52 @ 15	5 @ 26	-	180 @ 18
WILLCOX Steve	-	3 @ 92	33 @ 20	28 @ 38	43 @ 26	64 @ 18	5 @ 20	-	176 @ 25
GIBBIE Mick	25 @ 23	106 @ 20	24 @ 11	-	18 @ 14	-	3 @ 10	-	176 @ 18
CONLEY Andrew	158 @ 21	8 @ 20	-	-	3 @ 7	6 @ 25	-	-	175 @ 21
DENIET Scott	103 @ 23	24 @ 19	25 @ 13	-	19 @ 13	-	-	-	171 @ 20
TOKININ Andrew	9 @ 25	49 @ 22	27 @ 28	48 @ 22	-	12 @ 21	13 @ 37	4 @ 39	162 @ 25
SINCLAIR Bob	-	-	4 @ 48	31 @ 17	73 @ 10	48 @ 12	-	-	156 @ 13
SIDON Brendon	75 @ 26	59 @ 21	2 @ 15	10 @ 14	-	9 @ 9	-	-	155 @ 22
PAPAGALLO Frank	42 @ 18	63 @ 14	16 @ 13	-	10 @ 21	-	18 @ 10	-	149 @ 15
SCOTT Ron	2 @ 51	16 @ 32	24 @ 15	68 @ 19	2 @ 52	5 @ 23	29 @ 12	2 @ 19	148 @ 19
DENIET Josh	-	61 @ 28	55 @ 10	-	-	18 @ 28	4 @ 53	-	138 @ 22
McNAMARA Trinity	-	37 @ 20	12 @ 16	24 @ 25	60 @ 13	4 @ 10	-	-	137 @ 17
BURTENSHAW Dave	137 @ 17	-	-	9 @ 40	22 @ 24	72 @ 19	8 @ 24	15 @ 19	137 @ 17
GREEN Anthony	-	2 @ 42	5 @ 24	-	-	-	-	-	133 @ 22
RUSBY Shane	99 @ 15	21 @ 18	11 @ 13	-	-	-	-	-	131 @ 15
WILLIAMS Rowan	-	100 @ 20	31 @ 21	-	-	-	-	-	131 @ 20
BRAMMY Simon	45 @ 22	60 @ 21	1 @ 45	4 @ 21	1 @ 27	18 @ 11	-	-	129 @ 20
HUMPHERY Peter	-	-	-	25 @ 31	48 @ 28	51 @ 22	-	-	124 @ 26
DEANE Andrew	37 @ 23	4 @ 21	66 @ 12	17 @ 11	-	-	-	-	124 @ 16
PATMORE Dave	-	-	-	8 @ 18	33 @ 9	44 @ 11	26 @ 12	-	111 @ 11
BROWN Mike	-	15 @ 32	12 @ 13	32 @ 22	11 @ 18	34 @ 18	-	-	104 @ 21
LYNE Mick	12 @ 27	22 @ 28	23 @ 19	5 @ 25	33 @ 12	4 @ 10	1 @ 52	-	100 @ 20
PARHAM Trevor	11 @ 26	19 @ 36	14 @ 13	18 @ 13	15 @ 14	16 @ 10	-	-	93 @ 19
FROST Justin	21 @ 33	24 @ 31	21 @ 19	17 @ 21	5 @ 4	3 @ 23	-	-	91 @ 25
HURCOMBE Peter	-	-	1 @ 92	19 @ 22	41 @ 14	30 @ 11	-	-	91 @ 15
ISLAM Robiul	-	70 @ 14	9 @ 9	12 @ 18	-	-	-	-	91 @ 14
BRYSON Brett	-	-	-	-	16 @ 24	14 @ 25	61 @ 11	-	91 @ 16

## RUNS IN EACH SEASON

Player Name	79/80	80/81	81/82	82/83	83/84	84/85	85/86	86/87	87/88	88/89	89/90	90/91	91/92	92/93	93/94	94/95	95/96	96/97	97/98	98/99
CONLEY Andrew	-	-	-	-	-	-	-	-	-	32	192	108	190	205	122	394	475	329	317	163
PARHAM Trevor	249	252	359	317	259	227	209	363	266	185	134	247	96	280	294	397	135	267	154	157
HUGHES Peter	-	-	-	-	-	-	235	151	115	103	288	161	277	171	270	275	262	194	158	213
EDWARDS Rob	-	-	-	216	139	389	232	235	288	375	307	416	159	325	78	136	678	437	370	413
HODGE Andrew	301	512	231	79	-	192	95	263	197	296	199	208	63	35	30	388	289	757	596	305
CRAIGIE Grant	-	-	-	-	-	-	114	183	237	135	166	143	228	235	166	200	355	140	-	-
BURNETT Bill	-	320	295	432	438	434	318	-	248	218	228	374	163	214	163	519	367	99	123	5
BELL Geoff	-	249	107	12	112	39	17	64	99	103	39	27	6	247	197	40	384	240	503	314
GIBBIE Dom	-	-	-	-	-	-	-	-	-	-	-	-	256	256	274	189	142	126	76	276
SCHULTZ Kristian	-	-	-	-	-	-	-	-	-	-	-	-	-	-	-	-	-	-	24	175
GIBBIE Mick	-	-	-	-	-	-	-	-	-	-	-	-	377	274	373	345	214	364	-	313
SMITH John	-	143	68	305	406	206	269	236	129	17	117	-	249	141	67	68	154	52	55	237
DAVIDSON Phil	-	-	-	-	-	-	-	-	-	-	-	-	-	-	210	131	450	154	207	105
CONROY Brian	-	-	442	628	315	305	438	279	308	-	208	170	394	358	168	20	-	-	-	-
WILLIAMS Mark	-	-	-	-	-	-	-	-	-	108	421	251	263	300	-	-	296	311	253	219
TEMBY Paul	-	-	-	-	-	-	-	-	-	-	-	-	-	-	-	-	-	-	-	-
PALMER Dave	-	-	-	-	-	-	-	-	-	-	-	-	-	-	-	-	156	135	194	215
WILLIAMS John	-	-	-	-	-	205	303	313	56	255	185	307	175	-	236	159	381	266	307	190
DEY Richard	-	-	-	-	-	-	-	-	-	-	-	-	-	-	46	116	183	210	103	146
BURNETT Tom	302	274	474	350	302	226	124	118	229	164	193	26	-	296	69	-	-	-	-	-
FORSTER Tony	-	-	-	-	-	133	155	300	219	94	65	94	196	150	124	169	182	428	522	-
ALSOPI Greg	-	-	-	-	-	-	-	-	-	-	-	-	-	-	-	-	-	-	113	259
MARSHALL Ashley	-	-	-	-	-	-	-	-	-	-	-	-	-	-	-	-	-	12	118	214
MONAHAN Phil	-	-	-	-	-	-	-	-	-	-	-	-	-	-	-	-	-	-	-	-
HUXTABLE Andrew	-	-	-	-	-	-	-	-	-	-	-	-	-	-	-	-	203	141	170	111
NOBLE Bob	-	282	228	493	197	312	381	159	91	150	145	40	-	-	-	-	-	-	-	-
DALY Mick	-	45	467	203	193	331	185	126	37	73	476	275	-	-	-	-	-	-	-	-
HEDGER John	-	-	-	-	-	-	-	-	-	-	221	233	512	163	87	238	8	-	244	215
GIBBIE John	-	-	-	-	-	-	-	-	-	-	-	-	144	229	287	400	367	341	399	134
TONKIN Andrew	-	-	-	-	-	-	-	-	-	-	-	-	-	-	-	-	-	-	-	-
LIPSETT Wes	-	-	-	-	-	-	-	-	-	-	-	-	-	-	-	-	-	-	-	-
CONROY Jason	-	-	-	-	-	-	-	-	-	-	31	178	307	117	120	22	62	92	44	53
FULLER Paul	-	-	-	-	-	-	-	-	-	-	-	258	114	166	145	130	91	237	149	149
ROME Brenton	-	-	-	-	-	-	-	-	-	-	-	-	-	-	-	-	-	128	54	96
WILLCOX Steve	-	-	-	-	-	-	-	-	-	-	151	73	15	-	212	110	27	1	124	76
O'CONNELL Lachla	-	-	-	-	-	-	-	-	-	-	-	-	-	-	-	-	-	-	-	-
BROWN David F	-	-	-	-	-	-	-	-	-	-	-	-	-	-	-	11	206	150	216	36
McNAMARA Trinity	-	-	-	-	-	-	-	-	-	-	-	-	-	-	-	173	142	303	129	-
CRAM Don	-	-	-	-	72	206	124	245	242	122	33	301	146	98	140	4	-	-	-	-
WILKIN Anthony	-	-	-	-	-	-	-	-	-	-	-	-	86	14	43	36	56	45	58	83
PANSINI Angelo	-	-	-	-	-	-	-	-	-	-	-	-	-	-	-	-	-	-	-	-
HARRISON Graham	-	-	-	-	-	-	-	-	-	233	315	196	237	-	-	-	-	262	208	184
COOMBE Peter A	-	-	-	103	255	306	155	138	236	15	75	80	24	88	40	61	29	-	-	-
HOLST Bill	-	-	-	10	15	173	145	-	251	109	152	-	197	286	95	-	-	-	-	-
SHIFFT Andrew	-	-	-	-	-	-	-	-	-	-	-	-	-	-	-	-	-	-	-	-
DEANE Andrew	-	-	-	-	157	161	342	156	231	360	-	-	-	-	-	-	-	-	-	-
HALL Michael	-	-	-	-	-	-	-	-	83	-	12	-	162	34	140	337	292	166	175	-
DEY Cameron	-	-	-	-	-	-	-	-	-	-	-	-	109	134	197	169	92	59	37	53
BROWNE Noel	-	-	-	-	-	-	-	-	-	-	-	79	57	141	57	81	-	120	63	-
FERGUSON Haimish	-	-	-	-	-	-	-	-	-	-	-	-	-	-	-	-	-	-	-	-
HODGE David	134	156	89	131	89	40	99	67	18	-	-	394	58	-	-	-	-	-	-	-
DENIET Josh	-	-	-	-	-	-	-	-	-	-	-	-	-	-	-	-	-	-	-	-
GREEN Anthony	-	-	-	-	-	-	-	-	-	-	-	-	-	-	-	-	-	-	35	177
RUSSELL Nic	-	-	-	-	-	-	-	-	-	-	-	-	-	-	-	-	-	-	-	-
EMERY Peter	-	-	-	-	-	-	-	-	-	-	-	158	166	544	214	-	-	-	61	-
MANOS George	-	170	339	286	143	149	45	-	-	-	-	-	-	-	-	-	8	1	45	149
LUONG Bang	-	-	-	-	-	-	-	-	-	-	-	-	-	-	-	-	-	-	-	-
BROWN Mike	-	-	-	-	-	-	44	-	49	-	242	200	46	119	257	13	28	45	-	-
BALYM Anton	-	-	-	-	-	-	-	-	-	-	-	-	-	-	-	-	-	-	-	-
WILSON Gary	-	-	-	-	-	-	-	-	-	-	-	-	-	-	-	-	-	-	-	-

## WICKETS IN EACH SEASON

Player Name	79/80	80/81	81/82	82/83	83/84	84/85	85/86	86/87	87/88	88/89	89/90	90/91	91/92	92/93	93/94	94/95	95/96	96/97	97/98	98/99
WILKIN Anthony	-	-	-	-	-	-	-	-	-	-	-	-	26	22	27	24	25	19	25	31
BELL Geoff	-	39	44	29	22	37	26	32	16	19	16	14	13	24	7	9	20	26	24	12
MARSHALL Ashley	-	-	-	-	-	-	-	-	-	-	-	-	-	-	-	-	-	4	22	18
SMITH John	-	-	1	1	7	3	4	-	6	3	16	-	11	34	13	17	18	20	18	29
WILLIAMS John	-	-	-	-	-	14	14	22	24	29	33	28	30	-	26	23	27	24	21	10
WILLIAMS Scott	-	-	-	-	19	25	-	11	16	10	10	-	6	-	-	-	24	18	25	27
COOMBE Peter A	-	-	-	30	27	21	23	19	27	10	31	34	11	28	5	7	2	-	-	-
BROWN David F	-	-	-	-	-	-	-	-	-	-	-	-	-	-	-	-	2	1	25	25
GIBBIE John	-	-	-	-	-	-	-	-	-	-	-	-	22	32	24	33	39	57	29	19
BROWNE Noel	-	-	-	-	-	-	-	-	-	-	-	19	34	13	9	15	-	-	25	7
CRAIGIE Grant	-	-	-	-	-	-	2	19	20	18	16	26	15	21	17	13	27	13	-	-
HUCKSTEPP Craig	-	-	-	-	-	-	-	-	-	-	6	18	1	20	29	27	12	9	16	20
MAZURKE Danny	-	5	20	-	1	-	21	18	-	10	2	33	42	26	-	2	-	-	-	-
WILLCOX Steve	-	-	-	-	-	-	-	-	-	-	25	25	2	-	15	4	3	3	13	5
GIBBIE Mick	-	-	-	-	-	-	-	-	-	-	-	-	-	-	-	-	5	29	-	22
CONLEY Andrew	-	-	-	-	-	-	-	-	-	7	17	3	9	7	22	21	25	23	8	4
DENIET Scott	-	-	-	-	-	-	-	-	-	-	-	-	-	-	-	-	-	-	-	-
TONKIN Andrew	-	-	-	-	-	-	-	-	-	-	-	-	-	-	-	-	-	-	-	-
SINCLAIR Bob	43	50	24	23	7	-	-	-	-	-	-	-	-	-	-	4	5	-	-	-
SIDON Brendon	-	-	-	-	-	-	-	-	-	-	-	-	-	-	-	-	-	-	-	-
PAPAGALLO Frank	-	22	-	22	29	34	22	15	5	-	-	-	-	-	-	-	-	-	-	-
SCOTT Ron	-	-	-	-	-	-	-	-	-	-	-	-	-	-	-	14	25	4	25	10
DENIET Josh	-	-	-	-	-	-	-	-	-	-	-	-	-	-	-	-	-	-	-	-
McNAMARA Trinity	-	-	-	-	-	-	-	-	-	-	-	-	-	-	9	8	21	34	12	-
BURTENSHAW Dave	-	-	-	-	-	-	-	-	-	-	-	-	-	-	-	-	-	-	12	22
GREEN Anthony	-	-	-	-	-	-	-	-	-	-	-	-	-	-	-	-	-	-	9	9
RUSBY Shane	-	-	-	-	-	-	-	-	-	-	-	32	13	29	20	-	-	23	1	9
WILLIAMS Rowan	-	-	-	-	-	-	-	-	-	-	-	-	-	-	-	-	-	-	-	-
BRAMMY Simon	-	-	-	-	-	-	-	-	-	-	-	-	-	-	-	18	1	15	17	10
HUMPHRY Peter	-	-	-	-	-	-	-	-	-	-	-	-	25	17	12	3	13	11	-	-
DEANE Andrew	-	-	-	-	19	47	29	17	6	6	-	-	-	-	-	-	-	-	-	-
PATMORE Dave	3	26	41	33	8	-	-	-	-	-	-	-	-	-	-	-	-	-	-	-
BROWN Mike	-	-	-	-	-	-	6	-	5	-	16	23	19	10	23	1	-	1	-	-
LYNE Mick	-	-	-	-	-	-	-	-	-	-	-	-	-	-	-	-	-	-	-	-
PARHAM Trevor	14	15	18	7	-	-	2	1	3	2	3	1	2	1	1	-	2	3	5	3
FROST Justin	-	-	-	-	-	-	-	-	-	-	-	-	-	-	-	-	-	-	-	-
HURCOMBE Peter	30	26	19	16	-	-	-	-	-	-	-	-	-	-	-	-	-	-	-	-
ISLAM Robiul	-	-	-	-	-	-	-	-	-	-	-	-	-	-	-	-	-	-	-	-
BRYSON Brett	-	-	-	-	-	-	-	-	-	-	-	-	-	-	-	-	-	-	-	-
MATTHEWS Jacob	-	-	-	-	-	-	-	-	-	-	-	-	-	-	-	-	-	-	-	-
STEER Peter	-	-	-	5	39	8	-	2	11	14	-	-	-	-	-	-	-	-	-	6
DEY Richard	-	-	-	-	-	-	-	-	-	-	-	-	-	-	9	6	6	-	8	11
HODGE David	12	5	9	3	4	6	20	10	3	-	-	6	3	-	-	-	-	-	-	-
TONKIN Braedon	-	-	-	-	-	-	-	-	-	-	-	-	-	-	-	-	-	-	-	-
BARNETT Mick	-	-	-	-	-	-	-	-	-	-	-	-	23	32	23	-	-	-	-	-
PANSINI Angelo	-	-	-	-	-	-	-	-	-	-	-	-	-	-	-	-	-	-	-	-

## RUNS IN EACH SEASON

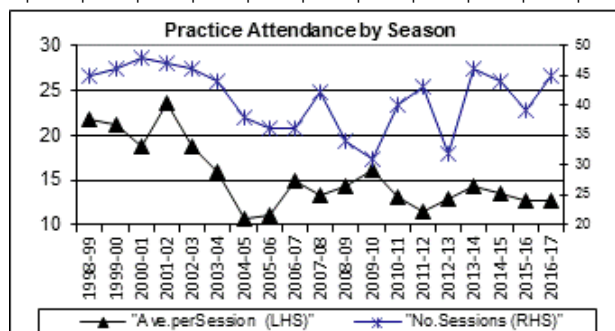
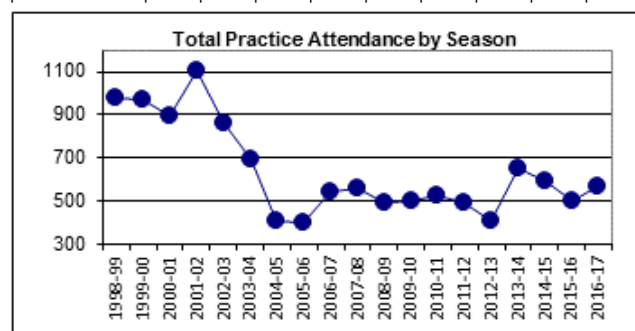
Player Name	99/00	00/01	01/02	02/03	03/04	04/05	05/06	06/07	07/08	08/09	09/10	10/11	11/12	12/13	13/14	14/15	15/16	16/17	Total
CONLEY Andrew	303	306	168	274	169	206	222	280	104	235	650	265	479	453	478	119	223	178	7639
PARHAM Trevor	225	240	149	171	88	383	127	398	246	89	231	100	175	62	90	8	-	-	7629
HUGHES Peter	330	268	256	281	254	244	82	185	372	208	195	244	284	324	177	158	389	217	7341
EDWARDS Rob	303	210	301	130	99	192	17	83	-	23	8	4	-	-	-	-	-	-	6563
HODGE Andrew	268	263	158	261	110	132	-	-	-	-	-	-	-	-	-	-	-	-	6228
CRAIGIE Grant	-	-	-	-	129	183	127	18	591	216	110	248	342	130	239	264	255	337	5491
BURNETT Bill	110	-	-	-	-	-	-	-	-	-	-	-	-	-	-	-	-	-	5668
BELL Geoff	308	367	462	81	108	33	57	233	133	258	55	13	-	-	1	-	-	-	4908
GIBBIE Dom	185	308	413	265	157	196	68	141	179	162	126	156	133	236	70	146	58	163	4757
SCHULTZ Kristian	175	210	220	246	269	290	175	263	167	295	355	228	89	298	181	216	216	141	4233
GIBBIE Mick	367	255	415	608	251	-	-	-	-	-	-	-	-	-	13	-	-	-	4169
SMITH John	112	60	77	108	210	86	92	76	106	76	24	16	26	18	32	25	30	13	4106
DAVIDSON Phil	169	147	268	330	369	187	156	335	220	235	141	39	-	81	110	-	4	-	4048
CONROY Brian	-	-	-	-	-	-	-	-	-	-	-	-	-	-	-	-	-	-	4033
WILLIAMS Mark	250	326	303	215	191	107	132	-	-	-	-	-	-	-	-	-	-	-	3946
TEMBY Paul	-	177	147	176	202	279	178	267	178	305	204	364	176	69	23	208	211	540	3704
PALMER Dave	142	-	276	132	91	36	71	367	4	218	210	105	322	339	189	63	224	208	3697
WILLIAMS John	-	-	14	-	8	-	-	-	-	-	-	-	-	-	-	-	-	-	3360
DEY Richard	130	74	110	215	161	-	-	15	95	279	194	216	54	278	77	166	217	212	3297
BURNETT Tom	-	-	-	-	-	-	-	-	-	-	-	-	-	-	-	-	-	-	3147
FORSTER Tony	-	-	-	-	-	-	-	-	-	-	-	-	-	-	-	-	-	-	2831
ALSOB Greg	143	440	667	293	210	264	269	149	-	-	-	-	-	-	-	-	-	-	2807
MARSHALL Ashley	103	150	95	240	181	278	96	66	201	124	30	31	110	130	126	48	128	260	2741
MONAHAN Phil	-	-	-	-	-	-	275	203	207	91	210	137	137	214	216	376	44	245	2618
HUXTABLE Andrew	116	148	139	130	8	49	241	92	213	123	79	43	-	-	-	-	-	-	2537
NOBLE Bob	-	-	-	-	-	-	-	-	-	-	-	-	-	-	-	-	-	-	2478
DALY Mick	-	-	-	-	-	-	-	-	-	-	-	-	-	-	-	-	-	-	2411
HEDGER John	12	112	122	125	57	-	-	-	-	10	-	-	-	-	-	-	-	-	2359
GIBBIE John	-	-	-	-	-	-	-	-	-	-	-	-	-	-	-	-	-	-	2301
TOKIN Andrew	-	-	-	146	133	104	161	127	95	149	114	240	124	207	259	80	142	197	2278
LIPSETT Wes	-	-	-	-	-	-	-	-	-	-	433	368	313	368	314	379	38	-	2213
CONROY Jason	64	174	138	175	5	-	-	-	-	-	7	53	50	59	76	143	110	32	2112
FULLER Paul	286	137	89	6	73	15	13	1	-	-	-	-	-	-	29	-	-	32	1971
ROME Brenton	218	192	99	95	146	87	77	105	135	148	151	154	52	17	-	-	-	-	1954
WILLCOX Steve	142	96	29	148	248	87	39	73	206	4	-	-	-	-	-	-	-	-	1861
O'CONNELL Lachla	313	431	424	359	134	26	-	50	-	66	21	-	7	-	-	-	-	-	1831
BROWN David F	147	150	93	150	108	163	81	135	100	6	28	37	12	-	-	-	-	-	1829
McNAMARA Trinity	-	-	79	-	-	-	-	-	-	385	203	296	-	22	-	-	-	-	1824
CRAM Don	-	-	-	-	-	-	-	-	-	-	-	-	-	-	-	-	-	-	1733
WILKIN Anthony	38	58	128	92	144	58	88	129	142	67	46	57	48	22	65	41	11	5	1660
PANSINI Angelo	-	-	-	-	-	-	-	-	-	-	-	-	-	-	399	185	531	541	1656
HARRISON Graham	-	-	-	-	-	-	-	-	-	-	-	-	-	-	-	-	-	-	1635
COOMBE Peter A	-	-	-	-	-	-	-	-	-	-	-	-	-	-	-	-	-	-	1605
HOLST Bill	-	-	-	-	-	-	-	-	-	-	-	-	-	-	-	-	-	-	1433
SWIFT Andrew	262	82	114	289	327	31	-	-	-	102	7	46	58	4	14	63	18	-	1417
DEANE Andrew	-	-	-	-	-	-	-	-	-	-	-	-	-	-	-	-	-	-	1407
HALL Michael	-	-	-	-	-	-	-	-	-	-	-	-	-	-	-	-	-	-	1401
DEY Cameron	171	51	-	127	63	26	-	22	22	-	17	-	-	-	-	-	-	-	1349
BROWNE Noel	43	17	46	-	-	-	-	48	1	139	95	213	35	-	58	14	26	-	1333
FERGUSON Haimish	-	-	-	-	-	-	-	-	-	-	-	-	-	-	184	338	304	464	1290
HODGE David	-	9	2	-	-	-	-	-	-	-	-	-	-	-	-	-	-	-	1286
DENIET Josh	-	-	-	-	-	-	-	14	167	59	18	14	129	180	103	229	120	237	1270
GREEN Anthony	69	38	142	27	-	-	-	-	-	290	161	44	102	216	129	107	68	57	1180
RUSSELL Nic	-	-	-	-	-	-	-	-	-	-	-	-	241	91	38	210	96	-	1171
EMERY Peter	-	-	-	-	-	-	-	-	-	-	-	-	-	-	-	-	-	-	1143
MANOS George	-	-	-	-	-	-	-	-	-	-	-	-	-	-	-	-	-	-	1132
LUONG Bang	91	150	255	204	132	77	-	-	-	-	-	-	-	-	-	-	-	-	1112
BROWN Mike	-	-	-	-	-	-	-	-	-	-	-	-	-	-	-	-	-	-	1043
BALYM Anton	-	-	-	-	-	-	-	-	-	-	-	-	-	-	-	265	174	584	1023
WILSON Gary	-	-	-	-	-	-	-	-	-	-	-	-	-	-	-	-	507	501	1008

## WICKETS IN EACH SEASON

Player Name	99/00	00/01	01/02	02/03	03/04	04/05	05/06	06/07	07/08	08/09	09/10	10/11	11/12	12/13	13/14	14/15	15/16	16/17	Total
WILKIN Anthony	41	47	25	38	12	10	20	11	23	21	15	10	20	18	20	17	19	12	578
BELL Geoff	19	5	8	5	-	-	1	1	-	-	-	-	-	-	-	-	-	-	468
MARSHALL Ashley	15	16	29	23	6	18	8	21	22	25	23	22	25	26	20	26	25	33	427
SMITH John	20	15	32	23	11	7	16	18	18	11	13	6	-	1	12	4	2	11	421
WILLIAMS John	-	-	1	-	-	-	-	-	-	-	-	-	-	-	-	-	-	-	326
WILLIAMS Scott	1	15	9	24	12	-	25	20	12	9	7	-	-	-	-	-	-	-	325
COOMBE Peter A	-	-	-	-	-	-	-	-	-	-	-	-	-	-	-	-	-	-	275
BROWN David F	31	21	22	16	20	19	17	22	14	3	13	14	6	-	-	-	-	-	271
GIBBIE John	-	-	-	-	-	-	-	-	-	-	-	-	-	-	-	-	-	-	255
BROWNE Noel	23	9	7	-	-	-	2	1	3	19	13	12	-	-	10	10	13	-	244
CRAIGIE Grant	-	-	-	-	10	7	3	2	-	-	-	-	-	-	-	-	-	-	229
HUCKSTEPP Craig	13	6	4	-	-	-	-	-	-	-	-	7	16	4	-	1	-	8	217
MAZURKE Danny	-	-	-	-	-	-	-	-	-	-	-	-	-	-	-	-	-	-	180
WILLCOX Steve	9	8	11	8	23	5	3	5	9	-	-	-	-	-	-	-	-	-	176
GIBBIE Mick	26	18	26	27	20	-	-	-	-	-	-	-	-	-	3	-	-	-	176
CONLEY Andrew	14	4	1	1	-	2	-	-	-	1	2	-	4	-	-	-	-	-	175
DENIET Scott	-	14	25	30	21	20	24	17	20	-	-	-	-	-	-	-	-	-	171
TOKIN Andrew	-	-	-	23	11	17	6	19	11	13	12	17	2	11	6	6	4	4	162
SINCLAIR Bob	-	-	-	-	-	-	-	-	-	-	-	-	-	-	-	-	-	-	156
SIDON Brendon	-	13	21	15	11	18	5	9	9	23	12	13	6	-	-	-	-	-	155
PAPAGALLO Frank	-	-	-	-	-	-	-	-	-	-	-	-	-	-	-	-	-	-	149
SCOTT Ron	-	-	-	3	23	10	-	-	-	-	-	-	-	-	-	-	10	24	148
DENIET Josh	-	-	-	-	-	-	-	4	11	6	3	7	16	6	10	14	13	48	138
McNAMARA Trinity	-	-	5	-	-	-	-	-	-	13	24	7	-	4	-	-	-	-	137
BURTENSHAW Dave	25	33	12	26	-	-	7	-	-	-	-	-	-	-	-	-	-	-	137
GREEN Anthony	5	6	7	3	-	-	-	-	-	-	-	3	18	19	2	18	17	17	133
RUSBY Shane	-	-	-	-	-	-	4	-	-	-	-	-	-	-	-	-	-	-	131
WILLIAMS Rowan	-	-	-	-	-	-	-	-	-	-	10	15	22	25	18	14	13	14	131
BRAMMY Simon	6	6	-	27	1	-	-	8	11	-	9	-	-	-	-	-	-	-	129
HUMPHERY Peter	19	8	16	-	-	-	-	-	-	-	-	-	-	-	-	-	-	-	124
DEANE Andrew	-	-	-	-	-	-	-	-	-	-	-	-	-	-	-	-	-	-	124
PATMORE Dave	-	-	-	-	-	-	-	-	-	-	-	-	-	-	-	-	-	-	111
BROWN Mike	-	-	-	-	-	-	-	-	-	-	-	-	-	-	-	-	-	-	104
LYNE Mick	12	20	30	14	17	6	-	-	-	-	-	-	-	-	1	-	-	-	100
PARHAM Trevor	2	1	1	3	1	-	-	-	1	-	-	1	-	-	-	-	-	-	93
FROST Justin	-	-	-	-	-	-	5	16	20	10	-	-	-	15	-	-	-	25	91
HURCOMBE Peter	-	-	-	-	-	-	-	-	-	-	-	-	-	-	-	-	-	-	91
ISLAM Robiul	-	-	-	-	-	-	-	-	-	-	-	-	-	18	30	23	11	9	91
BRYSON Brett	-	-	-	-	-	-	-	-	-	-	-	-	-	-	16	14	28	33	91
MATTHEWS Jacob	-	-	-	-	-	-	-	-	-	-	-	3	20	22	3	10	9	19	86
STEER Peter	-	-	-	-	-	-	-	-	-	-	-	-	-	-	-	-	-	-	85
DEY Richard	11	2	17	8	2	-	-	1	-	-	-	-	-	-	-	-	-	1	82
HODGE David	-	1	-	-	-	-	-	-	-	-	-	-	-	-	-	-	-	-	82
TOKIN Braedon	-	-	-	-	-	-	-	-	2	8	15	12	11	4	1	2	5	21	81
BARNETT Mick	-	-	-	-	-	-	-	-	-	-	-	-	-	-	-	-	-	-	78
PANSINI Angelo	-	-	-	-	-	-	-	-	-	-	-	-	-	-	13	18	26	17	74

## MOST PRACTICE POINTS IN LAST 20 SEASONS

Player Name	97/98	98/99	99/00	00/01	01/02	02/03	03/04	04/05	05/06	06/07	07/08	08/09	09/10	10/11	11/12	12/13	13/14	14/15	15/16	16/17	Total	
MARSHALL Ashley	310	315	305	340	290	340	300	225	245	270	325	280	240	260	270	225	225	220	160	168	5313	
SCHULTZ Kristian	55	275	325	330	325	285	220	230	250	220	195	250	200	265	160	245	225	170	90	56	4371	
SMITH John	270	315	240	255	320	260	280	170	190	190	135	190	155	170	85	225	155	102	112	3974		
GIBBIE Don	195	305	285	355	325	345	285	165	75	95	40	95	140	120	145	90	80	120	64	20	3344	
HUGHES Peter	255	280	215	235	185	175	250	195	150	130	90	175	150	165	125	95	90	100	92	112	3264	
PALMER Dave	230	185	210	40	160	165	140	110	20	160	30	155	160	300	275	200	295	250	70	80	3235	
DAVIDSON Phil	275	230	270	220	185	250	280	275	285	130	240	165	140	20	-	30	30	20	-	-	3045	
BELL Geoff	320	310	285	295	290	135	230	125	70	180	120	145	20	60	-	10	30	50	-	-	2675	
TIMBY Paul	-	-	-	80	270	220	165	150	125	210	260	225	235	215	150	140	115	50	32	8	2650	
PARHAM Trevor	215	170	240	240	255	190	155	65	65	160	70	140	155	125	115	40	105	-	-	-	2505	
DEY Richard	110	45	195	205	190	150	110	-	-	10	160	70	175	170	40	110	80	220	152	94	2286	
BROWN David F	280	310	295	290	300	130	175	105	85	165	80	-	-	-	-	-	-	-	-	-	2215	
ALSOP Greg	195	280	175	205	250	205	200	100	75	200	-	-	-	-	-	-	-	-	-	-	1885	
DENIET Scott	-	-	-	160	320	285	285	185	220	240	-	-	-	-	-	-	-	-	-	-	1870	
TOKIN Andrew	-	-	-	-	-	80	215	155	160	165	190	190	-	-	-	-	-	-	-	-	1795	
WILLIAMS Rowan	-	-	-	-	-	-	-	-	-	-	-	-	170	25	45	30	100	170	48	52	1795	
ROWE Brenton	200	175	240	150	160	120	90	100	90	100	20	50	110	-	260	285	225	290	132	150	1742	
HUCKSTEPP Craig	195	165	235	200	100	-	-	-	-	-	-	-	-	185	30	10	-	-	-	-	1720	
CONLEY Andrew	230	240	255	40	65	95	10	10	10	85	85	90	125	60	40	15	70	-	8	-	1533	
TOKIN Braeden	-	-	-	-	-	-	-	-	-	-	120	100	120	205	230	135	150	90	148	156	1454	
WILLIAMS Scott	220	165	45	190	155	145	65	-	20	85	105	110	65	10	-	10	-	-	8	4	1402	
GIBBIE Mick	-	220	250	105	210	280	210	-	-	-	-	-	-	-	-	-	30	95	-	-	1400	
WILKIN Anthony	230	210	205	195	130	110	135	20	10	20	60	-	-	-	-	10	30	10	4	4	1383	
SCOTT Anthony	90	250	280	195	185	240	-	-	10	-	-	-	-	-	-	-	-	-	-	-	1250	
GREEN Anthony	95	60	140	160	70	40	-	-	10	-	-	-	-	180	125	95	70	150	16	24	1235	
EDWARDS Rob	170	195	130	155	190	150	130	50	25	30	-	-	-	10	-	-	-	-	-	-	1235	
CONROY Jason	-	-	85	260	205	215	-	20	-	-	-	-	-	20	40	40	30	95	140	16	40	1186
HODGE Andrew	245	275	205	205	145	55	20	30	-	-	-	-	-	-	-	-	-	-	-	-	1180	
LUONG Bang	145	280	300	230	75	45	55	-	-	-	-	-	-	-	-	-	-	-	-	-	1130	
BRAMMY Simon	200	210	140	50	-	140	80	10	10	110	135	30	-	-	-	-	-	-	-	-	1115	
SIDON Brendon	-	-	-	50	170	125	110	60	40	30	-	170	205	60	60	10	-	-	-	-	1090	
HUKTABLE Andrew	-	40	40	20	200	55	-	70	105	220	165	155	155	10	-	-	-	-	-	-	1080	
FULLER Paul	170	210	175	40	225	80	100	10	10	20	-	-	-	-	-	-	-	-	-	16	1056	
SPANTON Troy	-	-	-	-	-	-	-	-	-	-	-	-	-	-	-	-	320	295	196	222	1033	
SHEARER Duncan	-	-	-	-	-	95	175	150	155	265	95	30	-	-	-	-	50	-	-	-	1015	
MARKS Greg	-	-	-	-	-	-	-	-	-	-	-	-	180	255	220	140	175	-	12	28	1010	
MONAHAN Phil	-	-	-	-	-	-	-	-	-	225	120	95	120	115	75	55	50	85	56	12	1008	
PANSINI Angelo	-	-	-	-	-	-	-	-	-	-	-	-	-	-	-	285	305	196	182	968		
PUGH Ben	-	-	-	-	-	-	-	-	-	70	275	270	230	115	-	-	-	-	-	-	960	
HODGE David	-	80	10	240	310	260	45	-	-	-	-	-	-	-	-	-	-	-	-	-	945	
CRAIGIE Grant	-	-	-	-	-	-	155	115	85	30	90	70	75	90	80	20	20	60	32	8	930	
BEATTIE John	-	-	300	205	315	105	-	-	-	-	-	-	-	-	-	-	-	-	-	-	925	
BAYLISS Paul	-	-	-	-	-	-	-	-	-	-	-	-	-	145	205	120	190	155	-	-	815	
WILLIAMS Mark	280	230	55	60	60	20	20	30	10	-	-	-	-	-	-	-	-	-	-	-	765	
ARMAN Ben	-	-	-	-	-	-	-	-	-	-	-	-	-	-	115	155	255	10	136	92	763	
BROWNE Noel	250	185	30	10	20	10	-	-	-	20	10	35	50	20	40	20	20	24	24	-	744	
DENIET Josh	-	-	-	-	30	-	55	-	10	85	150	50	40	10	60	50	65	20	12	106	743	
CONROY Gavin	-	-	-	-	245	255	205	35	-	-	-	-	-	-	-	-	-	-	-	-	740	
BURTENSHAW Dave	75	50	140	130	185	55	-	-	80	-	-	-	-	65	205	115	-	40	130	130	715	
MATTHEWS Jacob	-	-	-	-	-	-	-	-	-	-	-	-	-	-	-	-	-	-	-	-	685	
HARPER Brent	-	-	-	-	-	-	-	-	-	20	180	240	245	170	155	80	120	45	110	-	685	
LIPSETT Wes	-	-	-	-	-	-	-	-	-	-	-	-	-	-	-	60	225	195	124	74	678	
MARTIN Anthony	-	-	-	-	-	-	-	-	-	-	-	-	-	-	-	-	220	235	100	110	665	
BROOKER Christia	-	-	-	-	-	-	-	-	-	-	-	-	-	-	-	-	-	-	-	-	605	
BROWN Andrew	155	40	90	50	225	45	-	-	160	160	100	185	-	-	-	-	-	-	-	-	605	
EDWARDS Shaun	-	-	-	-	-	-	-	-	-	-	-	-	-	-	-	-	-	-	-	-	605	
BARTON Matthew	-	-	-	120	190	200	20	20	-	-	-	-	-	-	-	-	-	-	-	-	550	
ROUTLEDGE Steve	-	-	-	-	-	-	-	-	-	-	220	180	140	-	-	-	-	-	-	-	540	
WILLCOX Steve	20	30	105	115	40	10	30	35	35	55	60	-	-	-	-	175	135	-	104	116	535	
ARMAN Sam	-	-	-	-	-	-	-	-	-	-	-	-	-	-	-	-	-	-	-	-	530	
COREY Mark	-	-	-	-	185	170	140	-	-	-	-	-	-	-	-	-	-	-	-	-	495	
WILSON Jarrod	-	-	-	-	215	115	-	-	-	-	-	-	-	-	-	-	-	-	-	-	455	
WEBLEY Troy	-	-	-	-	-	-	-	-	-	135	200	85	100	-	-	-	30	-	-	-	450	
LYNE Mick	-	-	50	80	220	10	55	35	-	-	-	-	-	-	-	-	-	-	-	-	450	
BILLING Jarrod	185	-	20	10	120	-	-	10	50	55	-	-	-	-	-	-	-	-	-	-	450	
BRYSON Brett	-	-	-	-	-	-	-	-	-	-	-	-	-	-	-	-	135	60	128	118	441	
RUSSELL Nic	-	-	-	-	-	-	-	-	-	-	-	60	140	70	130	40	-	-	-	-	440	
KING Russell	-	-	255	160	-	-	-	-	-	-	-	-	-	-	-	-	-	-	-	-	415	
WILKINS Graham	250	135	25	-	-	-	-	-	-	-	-	-	-	-	-	-	-	-	-	-	410	
CAIRNEY Columba	165	125	45	65	-	-	-	-	-	-	-	-	-	-	-	-	-	-	-	-	400	
JEFFREY Jack	-	205	165	20	-	-	-	-	-	-	-	-	-	-	-	-	-	-	-	-	390	
WISMAN Troy	215	125	-	-	20	-	20	-	-	10	-	-	-	-	-	-	-	-	-	-	390	
BENNETT Brad	-	-	-	-	-	-	-	-	-	-	-	-	-	-	200	180	-	-	-	-	380	
GIBBIE John	215	145	10	10	-	-	-	-	-	-	-	-	-	-	-	-	-	-	-	-	380	
BRUSNAHAN Dale	-	-	-	-	-	-	-	-	-	-	-	-	-	-	-	-	-	-	-	-	376	
GIBBIE Chris	-	-	-	-	-	-	-	-	-	-	-	-	-	-	-	195	110	58	-	-	363	
HEDGER John	80	90	-	50	100	20	-	-	-	-	-	-	-	-	-	-	-	-	-	-	340	
MARECHAL Phil	-	-	-	-	-	-	-	-	115	225	-	-	-	-	-	-	-	-	-	-	340	
McNAMARA Trinity	20	-	-	10	30	-	-	-	-	-	-	115	105	40	10	-	-	-	-	-	330	
WILLIAMS John	160	140	-	-	20	10	-	-	-	-	-	-	-	-	-	-	-	-	-	-	330	
THOMSON Peter	180	140	10	-	-	-	-	-	-	-	-	-	-	-	-	-	-	-	-	-	330	
CADD Anthony	-	-	-	-	-	-	-	-	-	-	-	-	20	230	70	-	-	-	-	-	320	
MONAHAN Justin	-	-	-	-	-	-	-	-	-	160	45	40	70	-	-	-	-	-	-	-	315	
YOUNG Peter	-	-	-	10	110	130	60	-	-	-	-	-	-	-	-	-	-	-	-	-	310	
SMITH Dave	-	-	-	-	-	-	155	145	-	10	-	-	-	-	-	-	-	-	-	-	310	



**YOUNGEST AND OLDEST****YOUNGEST CENTURY MAKERS FOR WARRADALE (YOUNGER THAN 22 YEARS OLD)**

Rank	Age Years	Player Name	Playr Score	Time Min	% Tm	%@ Cr	Scoring 6s	Stroke 4s	3s	2s	1s	Bat Pos	Grade &Div	Opposition	Date
1	19.39	SHIPP Andrew	115*	135	41	52	-	14	7	8	22	No4	B 3	SOUTH ROAD	14-Dec-1985
2	19.50	HARRISON Graham	207	156	66	81	7	30	1	7	28	No4	D 6	MITCHAM	02-Nov-1991
3	19.60	BURNETT Bill	133*	200	44	50	1	18	-	-	55	No4	A 3	HECTORVILLE	13-Nov-1982
4	20.45	FERGUSON Haimish	140*	158	52	52	1	23	-	9	24	Open	A 3	SHEIDOW PARK	22-Oct-2016
5	20.65	BURNETT Bill	111*	190	49	54	-	10	2	12	41	No4	A 2	CIVIL AVIATION	03-Dec-1983
6	20.83	MCMAMARA Trinity	111	114	47	65	10	5	-	12	7	No6	C 5	PLYMPTON FOOTB	08-Feb-1997
7	21.75	BURNETT Bill	110*	162	44	58	4	9	1	9	29	No5	A 2	ANZ BANK	05-Jan-1985
8	21.96	BURNETT Bill	110	230	53	59	-	9	6	13	30	No4	A 2	KARANA	23-Mar-1985

**OLDEST CENTURY MAKERS FOR WARRADALE (OLDER THAN 46 YEARS OLD)**

Rank	Age Years	Player Name	Playr Score	Time Min	% Tm	%@ Cr	Scoring 6s	Stroke 4s	3s	2s	1s	Bat Pos	Grade &Div	Opposition	Date
1	54.92	HUGHES Peter	125	243	36	39	1	15	-	10	39	Open	D 7	WOODCROFT	12-Mar-2016
2	51.75	HUGHES Peter	123*	171	47	53	2	15	-	13	25	No4	B 4	NORTH HAVEN	12-Jan-2013
3	49.89	WILSON Gary	105*	115	64	64	7	11	-	5	9	No3	D 8	SHEIDOW PARK	04-Feb-2017
4	49.78	CONLEY Andrew	129*	254	50	50	1	19	-	5	37	Open	B 4	HAMILTON	22-Feb-2014
5	49.61	HUGHES Peter	107*	118	60	63	-	22	-	1	17	No4	B 3	KESWICK	20-Nov-2010
6	48.04	CRAIGIE Grant	108	118	26	52	4	13	-	-	32	No5	C 6	PORT NOARLUNGA	18-Oct-2014
7	47.97	PARHAM Trevor	128	140	43	68	3	18	-	9	20	Open	C 7	SOUTH ROAD	28-Oct-2006
8	47.92	PANSINI Angelo	120	141	49	53	5	14	-	5	24	No3	C 7	SOUTH PARK	17-Dec-2016
9	47.88	PANSINI Angelo	110*	97	66	66	2	15	1	6	23	No3	C 7	MITCHELL PARK	03-Dec-2016
10	47.84	PANSINI Angelo	126	51	63	80	10	10	1	5	13	Open	C 7	PORT NOARLUNGA	19-Nov-2016
11	47.67	CONLEY Andrew	120*	169	67	67	5	17	-	2	18	Open	C 6	COROMANDEL RAM	14-Jan-2012
12	47.44	CONLEY Andrew	163*	154	50	50	3	29	-	-	29	Open	C 6	SOUTH ROAD	22-Oct-2011
13	47.10	EDWARDS Rob	135*	232	50	50	3	16	-	8	32	No3	B 2	SHEIDOW PARK	24-Oct-1998
14	46.87	HUGHES Peter	103	145	27	41	-	17	-	6	23	No5	B 4	WESTERN YOUTH	23-Feb-2008
15	46.78	PANSINI Angelo	212*	100	82	82	17	18	-	10	18	Open	D 7	HAMILTON	31-Oct-2015
16	46.28	BELL Geoff	107	184	43	52	-	14	-	8	35	Open	D 6	HECTORVILLE	02-Feb-2002
17	46.22	PARHAM Trevor	179*	234	63	63	3	25	-	10	41	Open	C 5	ST GEORGE	29-Jan-2005
	44.84	OLDEST in A Grade BALYM Anton	104*	149	39	43	-	18	-	9	14	Open	A 3	SHEIDOW PARK	22-Oct-2016

**YOUNGEST 6 WICKET HAULS FOR WARRADALE (YOUNGER THAN 22 YEARS OLD)**

Rank	Age Years	Player Name	Over	Mdn	Runs	Wkts	Ave	Ba/Wkt	Run/Over	%Tm	Grade &Div	Opposition	Date
1	16.64	DENIET Josh	9	3	16	6	2.7	9.0	1.8	60	C 6	NORTH HAVEN	15-Dec-2007
2	18.12	KUSTERMANN Bernie	5.5	2	7	6	1.2	5.8	1.2	67	C 6	EDWARDSTOWN	02-Dec-1989
3	18.74	PAPAGALLO Frank	8.4	5	19	7	2.7	7.4	2.2	70	B 7	MITCHELL PARK	28-Mar-1981
4	19.51	MCMAMARA Trinity	19	5	49	6	8.2	19.0	2.6	60	C 5	MODBURY HEIGHT	14-Oct-1995
5	20.22	TRAPPETT Doug	12	2	49	7	7.0	10.3	4.1	70	B 2	MITCHELL PARK	07-Mar-1987
6	20.27	CRAIGIE Grant	13.3	1	36	6	6.0	13.5	2.7	60	B 2	SALESIAN	10-Jan-1987
7	20.70	MCMAMARA Trinity	16.2	2	57	7	8.1	14.0	3.5	70	C 5	ST GEORGE	21-Dec-1996
8	20.85	STEER Peter	17	2	51	7	7.3	14.6	3.0	70	B 4	MITCHELL PARK	12-Nov-1983
9	21*	LITSTER Dave	20	4	55	7	7.9	17.1	2.8	70	B 3	ADELAIDE CAVAL	18-Nov-1995
10	21*	RANGER Brenton	14	4	34	6	5.7	14.0	2.4	67	B 7	MITCHELL PARK	21-Mar-1981
11	21.22	STEER Peter	6.4	1	14	7	2.0	5.7	2.1	70	B 4	ADELAIDE CAVAL	24-Mar-1984
12	21.49	MARSHALL Ashley	5.3	1	6	6	1.0	5.5	1.1	67	D 5	COROMANDEL	01-Nov-1997
13	21.63	MCMAMARA Trinity	15	4	29	6	4.8	15.0	1.9	60	C 4	SOUTHERN	29-Nov-1997

\* Approximate age - exact birth date is not known. Other possible contenders for this table whose birth dates are unknown are: Dave LISTON 7/55 in 1999, Shaun EDWARDS 6/75 & 6/81 in 2005.

**OLDEST 6 WICKET HAULS FOR WARRADALE (OLDER THAN 46 YEARS OLD)**

Rank	Age Years	Player Name	Over	Mdn	Runs	Wkts	Ave	Ba/Wkt	Run/Over	%Tm	Grade &Div	Opposition	Date
1	52.59	SMITH John	15	2	66	6	11.0	15.0	4.4	75	C 4	KENILWORTH	18-Oct-2003
2	50.98	SMITH John	13.5	2	68	7	9.7	11.9	4.9	70	C 5	ICC SHARKS	09-Mar-2002
3	50.77	BRYSON Brett	14.1	6	22	6	3.7	14.2	1.6	60	C 7	PORT NOARLUNGA	26-Nov-2016
4	50.29	WILKIN Anthony	13	3	32	6	5.3	13.0	2.5	60	C 6	MORPHETTVILLE	21-Nov-2015
5	49.91	BRYSON Brett	10	1	35	6	5.8	10.0	3.5	60	D 7	MITCHELL PARK	16-Jan-2016
6	48.72	SMITH John	10	6	5	6	0.8	10.0	0.5	75	C 4	SOUTH ROAD	04-Dec-1999
7	47.86	SMITH John	19.2	5	31	7	4.4	16.6	1.6	70	C 4	PANORAMA	23-Jan-1999
8	47.19	SCOTT Ron	12	3	23	6	3.8	12.0	1.9	60	C 7	PLYMPTON FOOTB	28-Jan-2017
9	46.78	PANSINI Angelo	6.2	3	7	7	1.0	5.4	1.1	78	D 7	HAMILTON	31-Oct-2015



## MOST RUNS IN A SEASON BEFORE XMAS

Rank	Player Name	Ga	Inn	NO	Runs	Ave	Innings	Scores	%	%	Strokes	Year & Div
							Hi	100>50>30>10 >0*	Tm	Cr	6s 4s 1s	
1	TEMBY Paul	7	6	-	428	71.3	138	2 1 1 1 1 -	29	66	26 47 62	2016/17 5;7
2	PANSINI Angelo	7	7	1	427	71.2	126	3 - 1 1 1 1	33	65	23 44 71	2016/17 7;5
3	ALSOP Greg	6	5	-	405	81.0	118	3 - 2 - - -	36	55	16 35 89	2001/02 3
4	EDWARDS Rob	6	7	2	400	80.0	86*	- 5 1 1 - -	31	49	6 47 105	1995/96 5
5	GIBBIE Mick	6	6	-	370	61.7	98	- 4 2 - - -	28	54	9 41 103	2002/03 6;2
6	HODGE Andrew	6	6	1	367	73.4	123	1 3 1 - 1 -	30	58	4 53 70	1997/98 5
7	PANSINI Angelo	6	6	2	345	86.3	212*	1 1 - 3 1 -	30	71	26 31 41	2015/16 6;7
8	CONLEY Andrew	6	4	-	340	85.0	126	3 - - - 1 -	27	48	5 54 82	2009/10 6
9	HODGE Andrew	6	6	1	329	65.8	91	- 4 1 - 1 -	30	61	9 43 65	1996/97 6
10	HARRIS Glenn	7	7	1	329	54.8	172	1 - 3 3 - -	26	67	11 48 41	2016/17 7
11	CRAIGIE Grant	6	6	-	317	52.8	107	1 2 - 2 - 1	29	52	8 31 86	2007/08 6
12	WILSON Gary	7	7	2	308	61.6	81*	- 3 2 1 1 -	22	70	25 22 46	2016/17 8
13	BELSAK Andrew	6	6	-	302	50.3	117	1 2 - 3 - -	24	56	9 42 58	2015/16 2
14	DALY Mick	5	4	-	300	75.0	123	1 2 - 1 - -	25	50	7 40 64	1989/90 6
15	LIPSETT Wes	6	6	1	290	58.0	104*	2 - 2 - 2 -	27	51	6 38 52	2013/14 2

## MOST WICKETS IN A SEASON BEFORE XMAS

Rank	Player Name	Ga	In	Overs	Mdn	Runs	Wkts	Ave	Innings	Figures	Ba/Wkt	Run/Over	%	Year & Div
									Best	6w 5w 4w 3w			Tm	
1	SINCLAIR Bob	6	9	109.2	28	231	29	8.0	7/24	1 3 - 1	23	2.1	40	1980/81 5
2	WILKIN Anthony	6	7	126.2	26	371	29	12.8	6/43	1 1 3 2	26	2.9	47	2000/01 1
3	PATMORE Dave	5	9	85.4	30	204	28	7.3	6/28	1 3 - -	18	2.4	33	1981/82 6
4	GIBBIE John	6	7	100.4	12	364	27	13.5	6/42	1 1 2 2	22	3.6	41	1996/97 6
5	SINCLAIR Bob	6	9	98.4	38	164	26	6.3	5/14	- 1 2 2	23	1.7	30	1979/80 6
6	BURTENSHAW Dave	6	7	116	29	298	26	11.5	5/18	- 3 1 1	27	2.6	43	2002/03 1
7	BELL Geoff	5	7	80.1	15	236	25	9.4	6/33	1 - 3 2	19	2.9	38	1980/81 7
8	BELL Geoff	5	7	80.1	28	199	23	8.7	7/40	1 1 2 -	21	2.5	38	1981/82 4
9	KING Dave	5	9	91.1	43	138	22	6.3	6/29	1 1 1 1	25	1.5	29	1979/80 6
10	DENIET Josh	7	8	79.4	28	180	22	8.2	5/30	- 1 2 1	22	2.3	28	2016/17 3
11	DEANE Andrew	5	8	99	22	279	22	12.7	5/76	- 1 2 2	27	2.8	31	1984/85 3
12	MAZURKE Danny	5	6	86	20	220	21	10.5	6/38	1 1 1 1	25	2.6	38	1991/92 5
13	BRYSON Brett	6	8	61.1	19	159	20	8.0	6/22	1 - 2 -	18	2.6	27	2016/17 7
14	GIBBIE John	6	7	73.3	18	210	20	10.5	5/21	- 2 1 1	22	2.9	37	1995/96 6
15	SMITH John	5	5	64	11	245	20	12.3	7/39	1 1 1 -	19	3.8	49	1992/93 4
16	BELL Geoff	5	6	87.4	21	253	20	12.6	5/37	- 2 1 1	26	2.9	41	1986/87 2
17	PAPAGALLO Frank	6	6	91	14	282	20	14.1	6/32	1 - 1 2	27	3.1	37	1984/85 2
18	EDWARDS Shaun	6	6	105	16	425	20	21.3	6/81	1 - 3 -	32	4.0	43	2005/06 1

## MOST WICKET-KEEPING DISMISSALS IN A SEASON BEFORE XMAS

Rank	Player Name	Games	WK Games	WK Ct	WK St	Dismissals Total	per WK Match	Year & Div
1	HUXTABLE Andrew	6	6	12	5	17	2.83	2007/08 2
2	BROWN Andrew	6	6	10	6	16	2.67	1996/97 6
3	FORSTER Tony	6	6	10	6	16	2.67	1997/98 1
4	SCHULTZ Kristian	6	6	14	1	15	2.50	2012/13 2
5	TEMBY Paul	6	6	13	1	14	2.33	2004/05 1
6	FORSTER Tony	4	4	10	3	13	3.25	1987/88 1
7	FORSTER Tony	4	4	7	6	13	3.25	1991/92 1
8	MANOS George	5	5	10	3	13	2.60	1981/82 6
9	HUXTABLE Andrew	6	6	13	-	13	2.17	2002/03 1

## MOST CATCHES BY FIELDSMAN IN A SEASON BEFORE XMAS

Rank	Player Name	Games	Catches	Ct/Match	Year & Div
1	PARR Ashley	5	12	2.40	2001/02 5;6
2	CONROY Jason	6	11	1.83	1995/96 5;3
3	CONROY Brian	5	10	2.00	1987/88 2
4	LANDORF Jason	5	10	2.00	1996/97 2;5
5	FORSTER Sean	6	10	1.67	2003/04 4

## HIGHEST SUCCESSFUL RUN CHASES FOR EACH GRADE

Grade	Score Chased	Ground	Div	Round & Season
A GRADE	262	Warradale Primary	3	R1 1982/83
KARANA	10-262 in 55 overs			
WARRADALE	4-271 in 56 overs			
B GRADE	331	Marymount/Mawson	5	R5 2016/17
NORTH HAVEN	6-331 in 60 overs			
WARRADALE	8-340 in 59.5 overs			
C GRADE	285	Brighton High	6	R5 2015/16
NORTH HAVEN	2-285 in 40 overs			
WARRADALE	6-287 in 36 overs			
D GRADE	279	AWAY Ground	7	R5 2014/15
MITCHELL PARK	8-279 in 60 overs			
WARRADALE	9-294 in 52.5 overs			

**MOST SUCCESSIVE GAMES PLAYED**

Games	Name	From	To
306	HUGHES Peter	r2 1991/92	CURRENT
233	MARSHALL Ashley	GF 1996/97	r13 2016/17
122	CRAIGIE Grant	GF 1985/86	r7 1996/97
122	WILKIN Anthony	r2 1994/95	r3 2004/05
118	EDWARDS Rob	r1 1995/96	r1 2005/06
114	BROWN Andrew	r1 1993/94	r11 2002/03
98	GIBBIE Dom	r7 1996/97	r2 2005/06
98	PALMER Dave	r5 2008/09	r9 2016/17
83	BROWN David	r1 1995/96	r3 2002/03
82	WILLIAMS Rowan	r4 2010/11	CURRENT
78	MONAHAN Phil	r2 2008/09	r2 2015/16
77	NOBLE Bob	r1 1980/81	r7 1986/87
68	DEY Cameron	r1 1991/92	r10 1996/97
68	HODGE Vin	r11 1995/96	r7 2001/02
68	DAVIDSON Phil	r6 2001/02	r3 2007/08
68	GIBBIE Dom	r4 2007/08	r2 2013/14
62	SCHULTZ Kristian	r9 1997/98	r4 2003/04
61	GIBBIE Dom	r1 1991/92	r5 1996/97
61	GIBBIE John	r8 1991/92	r8 1996/97
61	TEMBY Paul	r11 2005/06	r2 2011/12
59	CONLEY Andrew	r6 2007/08	r5 2012/13
58	SCHULTZ Kristian	r7 2004/05	r7 2009/10
58	DENIET Josh	r5 2012/13	CURRENT
57	GIBBIE Mick	r1 1991/92	r6 1995/96
57	BELL Geoff	r6 1995/96	r3 2000/01
56	PARHAM Trevor	r2 1979/80	r11 1983/84
56	BURNETT Bill	r2 1981/82	r11 1985/86
54	BROWN Mike	r7 1989/90	r2 1994/95
54	CONROY Jason	r10 2011/12	r7 2016/17
52	BELL Geoff	SF 1990/91	r4 1995/96
52	PANSINI Angelo	r1 2013/14	CURRENT
51	TEMBY Paul	r2 2013/14	CURRENT
50	ALSOP Greg	r3 1999/00	r6 2003/04

\* matches missed when the player's grade (or a lower grade) isn't playing (e.g. byes, forfeits, finals) do not break a sequence.

**MOST GAMES PLAYED WITHOUT PLAYING IN A PREMIERSHIP**

Games	Seasons	Name
192	23	CONROY Jason
156	17	ROWE Brenton
132	19	WILLCOX Steve
127	12	MONAHAN Phil
85	11	BROWN Mike
82	14	SWIFT Andrew
80	10	LUONG Bang
69	9	HALL Michael
64	8	YOUNG Peter
61	7	HARRISON Graham
60	7	BURTENSHAW Dave

**MOST SEASONS PLAYED**

RANK	SEASONS	PLAYERS
1	36	Trevor PARHAM, John SMITH
3	33	Geoff BELL
4	32	Peter HUGHES
5	29	Andrew CONLEY
6	28	Rob EDWARDS
7	26	Andrew HODGE, Grant CRAIGIE, Dom GIBBIE, Anthony WILKIN
11	24	Scott WILLIAMS
12	23	Phil DAVIDSON, Jason CONROY
14	22	Richard DEY
15	21	Ashley MARSHALL, Dave PALMER
17	20	Bill BURNETT, Andrew HUXTABLE, David BROWN, Kristian SCHULTZ
21	19	Steve WILLCOX, Noel BROWNE, Craig HUCKSTEPP
24	18	Paul FULLER
25	17	Brenton ROWE, Paul TEMBY
27	16	John WILLIAMS, Mark WILLIAMS, Andrew 'The Lizard' BROWN, Cameron DEY
31	15	John HEDGER, Andrew TONKIN
33	14	Peter COOMBE, Tony FORSTER, Tom BURNETT, Dave HODGE, Andrew SWIFT, Anthony GREEN
39	13	Brian CONROY, Simon BRAMMY, Brendon SIDON, Mick GIBBIE
43	12	Don CRAM, Danny MAZURKE, Phil MONAHAN, Josh DENIET, Ron SCOTT
48	11	Bob NOBLE, Mike DALY, Mike BROWN, Lachlan O'CONNELL, Columbia CAIRNEY
53	10	Greg ALSOP, Braedon TONKIN, Peter HUMPHERY, Bang LUONG, Trinity McNAMARA, Bill HOST, Anthony SCOTT, Paul LOUGHEAD

**HAT TRICKS (3 WICKETS IN SUCCESSIVE BALLS)**

PLAYER	OPPONENT	Rnd	SEASON	Div & Grd	O	M	R	W
Herb COCHRANE	National Bank	10	1983/84	2 A	20	6	39	9
John WILLIAMS	Port Districts	10	1989/90	1 A	8.1	-	17	4
Peter COOMBE	Mitcham	2	1999/00	6 D	10	1	23	3
Ashley MARSHALL	St George	3	2006/07	7 C	7	2	35	6
Simon MYSTUIK	ICC Sharks	10	2007/08	6 C	9.5	4	41	5
Andrew TONKIN*	ICC Sharks	10	2007/08	2 A	10	2	28	4
Chad TRUSCOTT	Plympton Fb	1	2012/13	6 C	10	5	27	3
Anthony WILKIN**	Sheidow Pk	8	2013/14	7 D	13	4	21	5

\*Andrew Tonkin took 4 wickets in 5 balls – the 4<sup>th</sup> ball was a no ball.

\*\* Joel Wilkin took the hat trick in his 250<sup>th</sup> game. He finished the innings taking 5/0 off 10 balls.

- Jason Conroy took 3 wickets in 4 balls with the hat trick ball being dropped vs Adelaide Cavs, R10, 1999/00 (4C) – 10/1/25/3
- Andrew Deane took 4 wickets in 5 balls with the 3<sup>rd</sup> ball being a wide vs Adelaide Cavs, R6, 1985/86(3C) – 7/2/21/6

**CARRIED BAT**

The following opening batsman have batted through a completed innings to remain not out while all other batsman have been dismissed.

PLAYER	OPPONENT	R	SEASON	Div & Grd	SCORE
Tom BURNETT	Westminster	1	1983/84	2 A	38* out of 121
John SMITH	Mitsubishi	GF	1991/92	6 D	68* out of 164
Andrew CONLEY	Keswick	8	1994/95	1 A	124* out of 231
Dave PALMER	Westminster	2	1998/99	4 C	75* out of 130 (9 all out)
Brenton ROWE	St George	9	1999/00	4 C	28* out of 51 (8 all out)
Andrew CONLEY	South Park	SF	2009/10	6 C	122* out of 240
Dave PALMER (nearly)	ICC Sharks	6	1997/98	4 C	71* out of 9/169

**PICKET FENCE (MOST SUCCESSIVE SINGLES IN AN INNINGS)**

28	John SMITH (58*)	vs Coromandel	R8 1985/86 (3B)
23	Bill BURNETT (46*)	vs Keswick	R9 1980/81 (5A)
19	John SMITH (62*)	vs Hectorville	R10 1980/81 (7B)
19	Mark WILLIAMS (88)	vs ANZ Bank	R3 1989/90 (3B)
18	Dave HODGE (54)	vs Plympton Foot	R6 1982/83 (5B)
18	Rob EDWARDS (52)	vs Eastwood	R9 1982/83 (3A)
17	Tom BURNETT (26)	vs Campbelltown	R7 1980/81 (5A)
17	Rob EDWARDS (102*)	vs State Bank	R2 1992/93 (2B)
17	Gavin CONROY (42)	vs Western Youth Centre	R10 2002/03 (4C)
16	Andrew SHIPP (83)	vs Coromandel Ramblers	R4 1985/86 (3B)
16	Mick MCCULLOUGH (23)	vs Westminster	R5 1992/93 (4C)
16	Geoff BELL (78)	vs Ridge Park	R11 1997/98 (4D)

**MISCELLANEOUS SEQUENCES****MOST SUCCESSIVE 100'S**

3	Andrew CONLEY	2009/10 - 126, 100, 113
3	Angelo PANSINI	2016/17 - 126, 110*, 120

**MOST SUCCESSIVE 50'S**

7	Vin HODGE	1996/97 - 62, 65, 91, 66, 85, 125*, 116
---	-----------	---

**MOST SUCCESSIVE FIVE- WICKET HAULS**

3	Herb COCHRANE	1984/85 - 6/56, 8/53, 5/54
3	Danny MAZURKE	1992/93 - 5/50, 5/44, 6/36
3	John GIBBIE	1996/97 - 6/33, 5/12, 6/29

**MOST SUCCESSIVE MAIDENS**

11	Joel WILKIN	1991/92 vs Coromandel Ramblers 2B
----	-------------	-----------------------------------

**MOST MAIDENS IN AN INNINGS**

15	Josh DENIET	26 - 15 - 26 - 7	3A G/F 2016/17	vs Hamilton 3A
14	Frank PAPAGALLO	28 - 14 - 50 - 5	5B r5 1982/83	vs Civil Aviation
13	Herb COCHRANE	37.3 - 13 - 53 - 8	3B r8 1984/85	vs State Bank
13	Herb COCHRANE	19 - 13 - 9 - 1	3B r6 1984/85	vs Adelaide Cavaliers
13	Anthony WILKIN	20 - 13 - 26 - 3	2B r4 1991/92	vs Coromandel Ramblers
13	Ron SCOTT	20 - 13 - 20 - 2	4C S/F 1998/99	vs Westminster
13	Anthony WILKIN	27.5 - 13 - 47 - 3	2B G/F 1999/00	vs Keswick

**HALF-CENTURY PARTNERSHIPS IN EACH INNINGS OF A MATCH**

In 1988/89, Jack DOHERTY and Geoff BELL achieved a unique double by scoring a half-century partnership in each innings of the match vs Adelaide Cavaliers in Round 9, in B-Grade, Division 2. 1<sup>st</sup> Innings – 9<sup>th</sup> wicket : 50, 2<sup>nd</sup> Innings – 5<sup>th</sup> wicket : 61\*